

Traces of large-scale dynamo action in the kinematic stage

Kandaswamy Subramanian^{1*} and Axel Brandenburg^{2,3}

¹*Inter University Centre for Astronomy and Astrophysics, Post Bag 4, Pune University Campus, Ganeshkhind, Pune 411 007, India*

²*Nordita, KTH Royal Institute of Technology and Stockholm University, Roslagstullsbacken 23, SE-10691 Stockholm, Sweden*

³*Department of Astronomy, AlbaNova University Center, Stockholm University, SE-10691 Stockholm, Sweden*

2 March 2022, Revision: 1.129

ABSTRACT

Using direct numerical simulations (DNS) we verify that in the kinematic regime, a turbulent helical dynamo grows in such a way that the magnetic energy spectrum remains to high precision shape-invariant, i.e., at each wavenumber k the spectrum grows with the same growth rate. Signatures of large-scale dynamo action can be identified through the excess of magnetic energy at small k , of one of the two oppositely polarized constituents. Also a suitably defined planar average of the magnetic field can be chosen such that its rms value isolates the strength of the mean field. However, these different means of analysis suggest that the strength of the large-scale field diminishes with increasing magnetic Reynolds number Re_M like $Re_M^{-1/2}$ for intermediate values and like $Re_M^{-3/4}$ for larger ones. Both an analysis from the Kazantsev model including helicity and the DNS show that this arises due to the magnetic energy spectrum still peaking at resistive scales, even when helicity is present. As expected, the amplitude of the large-scale field increases with increasing fractional helicity, enabling us to determine the onset of large scale dynamo action and distinguishing it from that of the small-scale dynamo. Our DNS show that, contrary to earlier results for smaller scale separation (only 1.5 instead of now 4), the small-scale dynamo can still be excited at magnetic Prandtl numbers of 0.1 and only moderate values of the magnetic Reynolds numbers (~ 160).

Key words: MHD–dynamo–turbulence–magnetic fields–galaxies:magnetic fields–Sun:dynamo

1 INTRODUCTION

The origin of large-scale magnetic fields in astrophysical bodies such as stars and galaxies remains an outstanding problem, given that those fields are coherent on the scale of the systems themselves. Indeed, the observed scale is often larger than the scale of the turbulent motions, which would be the convective scale in the Sun or the turbulent length scales induced by supernova remnants in galaxies. These large-scale magnetic fields are typically explained as being due to turbulent dynamo action, whereby the combined action of helical turbulence and shear amplifies and maintains fields coherent on scales larger than the scales of random stirring. We refer to this as the large-scale or mean-field dynamo. However, when the magnetic Reynolds number, Re_M , is large, such turbulent motions also generically lead to the small-scale or fluctuation dynamo, whereby magnetic fields coherent on scales of the order of or smaller than the outer scales of the turbulence are rapidly generated. In

the following, we use mean-field and fluctuation dynamos synonymously with large-scale and small-scale dynamos, respectively.

Typically, the growth rate of the fluctuation or small-scale dynamo is much larger than the growth rate associated with the mean-field or large-scale dynamo. Then, in a system where both types of dynamos can in principle operate, at least in the kinematic stage, magnetic fluctuations generated by the fluctuation dynamo would in principle rapidly overwhelm the large-scale field which could be generated by mean-field dynamo action. The question then arises, whether in such a system there is any evidence for large-scale fields at all in the kinematic stage.

Large-scale dynamo action from helical turbulence has clearly been seen in several direct numerical simulations (DNS) during the late nonlinear stage when the magnetic field is close to saturation (e.g. Brandenburg 2001). This is partially due to the phenomenon of “self-cleaning”, which means the suppression of power on scales between the largest and the driving scale of the turbulence. However, during the early phase, there is no clear evidence for large-scale dy-

* E-mail: kandu@iucaa.ernet.in

namos, especially when small-scale dynamo action is also expected to be possible.

Small-scale dynamo action is best studied in the case when there is no helicity (see Brandenburg & Subramanian 2005a, for a review). In the presence of helicity, however, not only the large-scale dynamo may become possible, but also the small-scale dynamo might get modified such that large-scale and small-scale dynamos are just different aspects of a single dynamo (Subramanian 1999).

It is instructive to think of the kinematic small-scale dynamo problem as a quantum mechanical potential problem, where by the existence of bound states in the potential, corresponds to growing modes of the small-scale dynamo (Kazantsev 1968). An extension of this picture in the presence of helicity is that the corresponding potential allows for ‘tunnelling’ of these bound states into ‘free-particle’ states (Subramanian 1999; Brandenburg & Subramanian 2000; Boldyrev et al. 2005). The larger growth rate of the small-scale dynamo, compared to that of the large-scale dynamo, is then reflected in the fact that the potential well at the scale, say l , where the bound state is located, is deeper than the scale where the free particle states exist, say L . In case there is only a single fastest growing eigenfunction, which grows fastest during the kinematic state, this change in the potential depths at scales l and L could then reflect itself in the corresponding strength of the eigenfunction, which would have a larger amplitude on the scale l than the scale L , or corresponding wavenumbers proportional to l^{-1} and L^{-1} . Whether this picture is indeed a useful description of the kinematic eigenfunction is currently unknown.

Our aim here is to examine whether in helical turbulence there is evidence for the existence of the large-scale dynamo even in the presence of the fluctuation dynamo. To isolate features of the large-scale dynamo, we consider here, for most part, the regime of small magnetic Prandtl numbers, $\text{Pr}_M = \nu/\eta$, where ν is the kinematic viscosity and η the magnetic diffusivity. For small values of Pr_M , e.g. for $\text{Pr}_M = 0.1$, the small-scale dynamo is expected to be much harder to excite if there were no helicity in the flow (Iskakov et al. 2007). The large-scale dynamo, on the other hand, is known to be virtually independent of Pr_M and Re_M once $\text{Re}_M > O(1)$; see Brandenburg (2009) and Malyskin & Boldyrev (2010). One then expects this to provide a better chance of seeing evidence for the large-scale field in the kinematic stage.¹ However as we will see below, even this small Pr_M case does not yield a decisive change, in preferentially hosting a large-scale dynamo.

We restrict ourselves to the study of subsonic flows with Mach numbers around 0.3. While this is relevant to stars that also have small values of Pr_M , larger Mach numbers would be interesting and relevant to the study of the warm and cold components of the interstellar medium, but this has the problem that it results in the possibility of shocks. This would force us to increase the viscosity, resulting in smaller values of the Reynolds number. It is well known that in supersonic flows, the small-scale dynamo is harder to excite

(Haugen et al. 2004; Federrath et al. 2011; Schober et al. 2012; Schleicher et al. 2013), but the large-scale dynamo, which is the subject of the present study, depends essentially on the scale separation ratio of the turbulence and may not (or only weakly) depend on the Mach number. For example supernova-driven turbulence in galaxies, involving flows at high Mach number, has been shown to be capable of driving a large-scale dynamo (Gressel et al. 2008a,b; Gent et al. 2013a,b).

We begin by presenting the basic equations of our DNS (Section 2), discuss then the results for different magnetic Reynolds and Prandtl numbers (Section 3), and place them within the framework of a unified analytical model (Section 4), before concluding in Section 5.

2 MODEL

We consider dynamo action in a cubic domain of size L_1^3 , driven by turbulence forced at wavenumbers $k_f \approx 4k_1$, where $k_1 = 2\pi/L_1$ is the smallest wavenumber in the domain. The forcing is assumed to be helical, so that one can in principle have the operation of an α^2 type large-scale dynamo. To begin with, as explained above, we consider a small value of the magnetic Prandtl number $\text{Pr}_M = 0.1$.

We solve the compressible hydromagnetic equations:

$$\frac{\partial}{\partial t} \mathbf{A} = \mathbf{u} \times \mathbf{B} - \eta \mu_0 \mathbf{J}, \quad (1)$$

$$\frac{D}{Dt} \mathbf{u} = -c_s^2 \nabla \ln \rho + \frac{1}{\rho} \mathbf{J} \times \mathbf{B} + \mathbf{F}_{\text{visc}} + \mathbf{f}, \quad (2)$$

$$\frac{D}{Dt} \ln \rho = -\nabla \cdot \mathbf{u}, \quad (3)$$

where \mathbf{A} is the magnetic vector potential, \mathbf{u} the velocity, \mathbf{B} the magnetic field, η the molecular magnetic diffusivity, μ_0 the vacuum permeability, \mathbf{J} the electric current density, c_s the isothermal sound speed, ρ the density, \mathbf{F}_{visc} the viscous force, \mathbf{f} the helical forcing term, and $D/Dt = \partial/\partial t + \mathbf{u} \cdot \nabla$ the advective time derivative. The viscous force is given as $\mathbf{F}_{\text{visc}} = \rho^{-1} \nabla \cdot 2\nu\rho\mathbf{S}$, where ν is the kinematic viscosity, and \mathbf{S} is the traceless rate of strain tensor with components $S_{ij} = \frac{1}{2}(u_{i,j} + u_{j,i}) - \frac{1}{3}\delta_{ij} \nabla \cdot \mathbf{u}$. Commas denote partial derivatives.

The energy supply for a helically driven dynamo is provided by the forcing function $\mathbf{f} = \mathbf{f}(\mathbf{x}, t)$, which is random in time and defined as

$$\mathbf{f}(\mathbf{x}, t) = \text{Re}\{N \mathbf{f}_{\mathbf{k}(t)} \exp[i\mathbf{k}(t) \cdot \mathbf{x} + i\phi(t)]\}, \quad (4)$$

where \mathbf{x} is the position vector. The wave vector $\mathbf{k}(t)$ and the random phase $-\pi < \phi(t) \leq \pi$ change at every time step, so $\mathbf{f}(\mathbf{x}, t)$ is δ -correlated in time. Therefore, the normalization factor N has to be proportional to $\delta t^{-1/2}$, where δt is the length of the time step. On dimensional grounds it is chosen to be $N = f_0 c_s (|\mathbf{k}| c_s / \delta t)^{1/2}$, where f_0 is a nondimensional forcing amplitude. We choose $f_0 = 0.02$, which results in a maximum Mach number of about 0.3 and an rms velocity of about 0.085, which is almost the same for all the runs. At each timestep we select randomly one of many possible wave vectors in a certain range around a given forcing wave number with average value k_f . Transverse helical waves are produced via (Haugen et al. 2004)

¹ This is reminiscent of ideas by Tobias & Cattaneo (2013) and Cattaneo & Tobias (2014) where strong shear suppresses small-scale dynamo action and then allows large-scale dynamo waves to persist at high Re_M in their helical flow models.

$$\mathbf{f}_k = \mathbf{R} \cdot \mathbf{f}_k^{(\text{nohel})} \quad \text{with} \quad R_{ij} = \frac{\delta_{ij} - i\sigma\epsilon_{ijk}\hat{k}_k}{\sqrt{1+\sigma^2}}, \quad (5)$$

where σ is a measure of the helicity of the forcing and $\sigma = 1$ for positive maximum helicity of the forcing function and

$$\mathbf{f}_k^{(\text{nohel})} = (\mathbf{k} \times \hat{\mathbf{e}}) / \sqrt{\mathbf{k}^2 - (\mathbf{k} \cdot \hat{\mathbf{e}})^2} \quad (6)$$

is a nonhelical forcing function, where $\hat{\mathbf{e}}$ is an arbitrary unit vector not aligned with \mathbf{k} ; note that $|\mathbf{f}_k|^2 = 1$ and

$$\mathbf{f}_k \cdot (i\mathbf{k} \times \mathbf{f}_k)^* = 2\sigma k / (1 + \sigma^2), \quad (7)$$

so the relative helicity of the forcing function in real space is $2\sigma/(1 + \sigma^2)$.

Our model is governed by several nondimensional parameters. In addition to the scale separation ratio k_f/k_1 , introduced above, there are the magnetic Reynolds and Prandtl numbers

$$\text{Re}_M = u_{\text{rms}}/\eta k_f, \quad \text{Pr}_M = \nu/\eta. \quad (8)$$

These two numbers also define the fluid Reynolds number, $\text{Re} = u_{\text{rms}}/(\nu k_f) = \text{Re}_M/\text{Pr}_M$. The maximum values that can be attained are limited by the numerical resolution and become more restrictive at larger scale separation. The calculations have been performed using the PENCIL CODE² at resolutions between 128^3 and 1024^3 mesh points.

3 SIMULATIONS

In the following we present runs at different values of Re_M , Pr_M , and σ ; see Table 1.

3.1 Growth rate

It turns out that for helical driving, and $\text{Pr}_M = 0.1$, the onset of dynamo action occurs at small values of Re_M ; see Figure 1, where we show the normalized growth rate, $\lambda/u_{\text{rms}}k_f$, of a dynamo as a function of Re_M . We see that, for $k_f/k_1 = 4$, the critical value of Re_M is around 2. Furthermore, the increase of λ becomes less steep for $\lambda/u_{\text{rms}}k_f \gtrsim 0.03$, which is a value that was found earlier for fully helical large-scale dynamos (Brandenburg 2009), who also used $k_f/k_1 = 4$.

3.2 Wavenumber-dependent growth rate

One of the features that we want to examine is whether the magnetic field grows as an eigenfunction in the kinematic stage, when both large- and small-scale dynamo action is possible. For this we look at the time evolution of magnetic energy spectra, $E_M(k, t)$. It is convenient to represent the time evolution in the form

$$E_M(k, t) = E_{M0}(k) e^{2\lambda(k)t}. \quad (9)$$

Since $E_{M0}(k)$ depends on the initial magnetic field strength, B_{ini} , it is convenient to write it as

$$E_{M0}(k) = \frac{1}{2} B_{\text{ini}}^2 \mathcal{E}_M(k), \quad (10)$$

Table 1. Summary of runs discussed in this paper.

Run	Re_M	Pr_M	σ	$\bar{\lambda}$	N
A01	1	0.1	1	-0.004	128^3
B01	3	0.1	1	0.014	128^3
C01	16	0.1	1	0.029	128^3
D01	33	0.1	1	0.033	256^3
E01	65	0.1	1	0.036	256^3
F01	160	0.1	1	0.038	256^3
F02	160	0.2	1	0.038	256^3
F05	160	0.5	1	0.041	256^3
F07	160	0.7	1	0.045	256^3
F1	160	1	1	0.051	256^3
G01	340	0.1	1	0.040	1024^3
G02	360	0.2	1	0.037	1024^3
G05	330	0.5	1	0.050	512^3
G1	330	1	1	0.069	256^3
<hr/>					
F01b	160	0.1	0.7	0.032	256^3
F01c	160	0.1	0.5	0.023	256^3
F01d	160	0.1	0.3	0.010	256^3
F01e	160	0.1	0.2	0.005	512^3
F01f	160	0.1	0.1	0.003	512^3
<hr/>					
f005	160	0.05	0	0.001	512^3
g005	310	0.05	0	0.015	512^3
<hr/>					
f01	160	0.1	0	0.003	512^3
g01	200	0.1	0	0.006	512^3
<hr/>					
e02	80	0.2	0	-0.003	256^3
f02	160	0.2	0	0.015	256^3
<hr/>					
d05	30	0.5	0	-0.004	128^3
e05	80	0.5	0	0.016	128^3
<hr/>					
d1	40	1	0	0.010	128^3
e1	60	1	0	0.019	128^3
f1	150	1	0	0.045	128^3

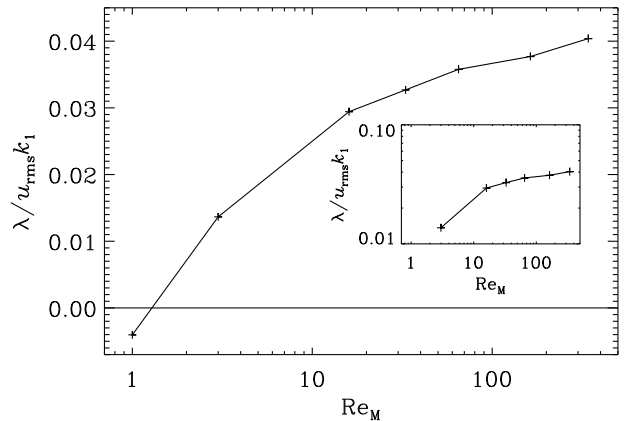


Figure 1. Normalized growth rate versus Re_M for $\text{Pr}_M = 0.1$ and $\sigma = 1$. For intermediate values of Re_M below 100, the growth rate corresponds to that of a helical large-scale dynamo. The inset shows $\lambda/u_{\text{rms}}k_f$ vs. Re_M in double-logarithmic representation.

² <http://pencil-code.googlecode.com>

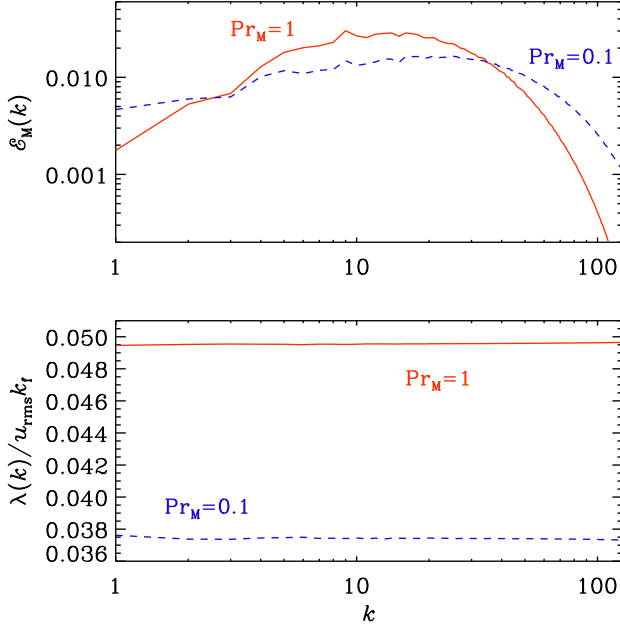


Figure 2. Spectrum of magnetic energy during the kinematic phase for $\text{Pr}_M = 0.1$ (Run F01; blue, dashed lines, $B_{\text{ini}} \approx 4 \times 10^{-31}$) and $\text{Pr}_M = 1$ (Run F1; red, solid lines, $B_{\text{ini}} \approx 2 \times 10^{-35}$) using $\sigma = 1$ in both cases. The corresponding growth rates as a function of k are given in the bottom panel.

where $\mathcal{E}_M(k)$ is the normalized spectrum with $\int \mathcal{E}_M(k) dk = 1$. Note that we have here allowed for a k -dependent growth rate, $\lambda(k)$. This enables us to assess quantitatively to what extent the growth rate depends on k . The resulting $\lambda(k)$ is shown in the bottom panel of Figure 2 for $\text{Pr}_M = 0.1$ and $\text{Pr}_M = 1$, respectively. We see that, to very good accuracy, the growth rate is the same for different wavenumbers, confirming that the spectra grow as one eigenfunction, even when both large-scale and small-scale dynamos are possible, due to helical forcing.

3.3 Magnetic spectra in the polarization basis

For the α^2 dynamo, which arises in helical turbulence, due to magnetic helicity conservation, one expects the helicity of small-scale and large-scale fields to have different signs at early times. Thus, one would be able to see a clearer signature of the large-scale field, if one looks separately for positively and negatively polarized helical fields, defined as

$$E_M^\pm(k, t) = \frac{1}{2} [E_M(k, t) \pm \frac{1}{2} k H_M(k, t)]. \quad (11)$$

Again, we fit the resulting spectra to an exponential growth, analogous to Equation (9), and plot the normalized magnetic energy spectra $\mathcal{E}_M^\pm(k)$. They are shown in the top panels of Figure 3 for $\text{Pr}_M = 0.1$, and Figure 4 for $\text{Pr}_M = 1$. We see that there is indeed excess power in E_{M0}^- at small k corresponding to the large-scale field generated in such helical turbulence. For Run F1 with $\text{Pr}_M = 1$, there is also a short range with Kazantsev $k^{3/2}$ scaling. On the other hand, for $\text{Pr}_M = 0.1$ the scaling is significantly flatter, as can be seen from Figure 5, where we show the result for Run G01 with $\text{Re}_M \approx 330$. Since $\text{Pr}_M = 0.1$, we have here $\text{Re} = 3300$. Note

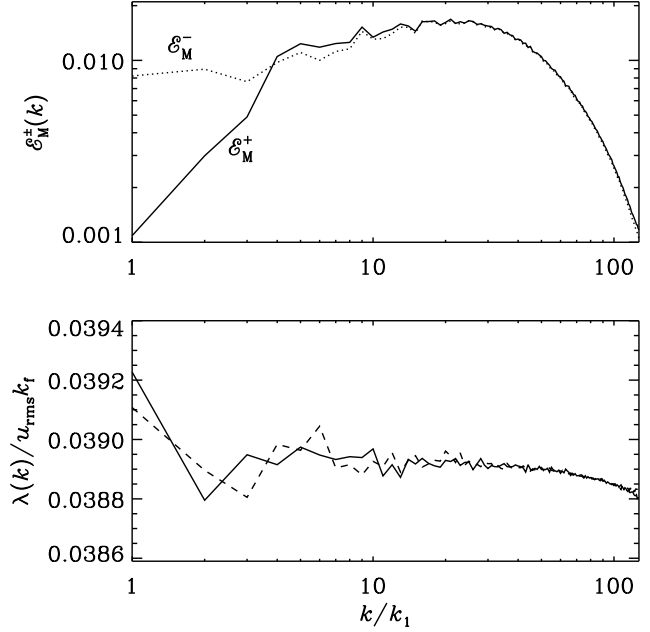


Figure 3. Spectrum of positively and negatively polarized contributions during the kinematic phase for Run F01 with $\sigma = 1$, $\text{Pr}_M = 0.1$, and $\text{Re}_M \approx 160$. The growth rate is given separately for the spectra of magnetic energy of positively (solid line) and negatively (dotted line) polarized contributions.

that there is a small uprise of $\lambda(k)$ at $k = k_1$, which may however be a consequence of the time interval Δt being too short (here, $\lambda \Delta t = 10$, while in all other cases it is at least 30).

We can see from Figures 3–5 that the magnetic energy spectra rise with k , and peak at wavenumbers much larger than the forcing wavenumber k_f , and closer to the resistive scale. Therefore, even though there is clear evidence for excess power corresponding to the large-scale field, the rms field is likely to be dominated by small scales, perhaps close to the resistive scale. We will return to this aspect of the kinematic dynamo below.

3.4 Expectation from α^2 dynamos

It is useful to compare the wavenumber of where excess power would occur in an α^2 dynamo. In such a model, the mean magnetic field $\overline{\mathbf{B}}$ is governed by the equation

$$\frac{\partial \overline{\mathbf{B}}}{\partial t} = \nabla \times (\alpha \overline{\mathbf{B}}) + \eta_T \nabla^2 \overline{\mathbf{B}}, \quad (12)$$

where α characterizes the strength of the α effect and $\eta_T = \eta + \eta_t$ is the sum of microphysical and turbulent magnetic diffusivities. Solutions proportional to $\exp(i\mathbf{k} \cdot \mathbf{x} + \lambda t)$ give the growth rate as $\lambda = |\alpha k| - \eta_T k^2$. Its maximum value is attained when $d\lambda/dk = 0$, giving the peak at $k_{\text{peak}} = |\alpha|/2\eta_T$. Based on results of the second order correlation approximation applied to the high-conductivity limit (Krause & Rädler 1980), one has $\alpha \approx \tau \langle \boldsymbol{\omega} \cdot \mathbf{u} \rangle / 3$ and $\eta_t \approx \tau \langle \mathbf{u}^2 \rangle / 3$, where $\boldsymbol{\omega} = \nabla \times \mathbf{u}$ is the vorticity of the small-scale turbulent flow \mathbf{u} and τ is the correlation time. For maximally helical flows we expect $|\alpha| \approx u_{\text{rms}}/3$ and $\eta_t \approx u_{\text{rms}}/3k_f$, so $k_{\text{peak}} \approx k_f/2$ (Brandenburg et al. 2002).

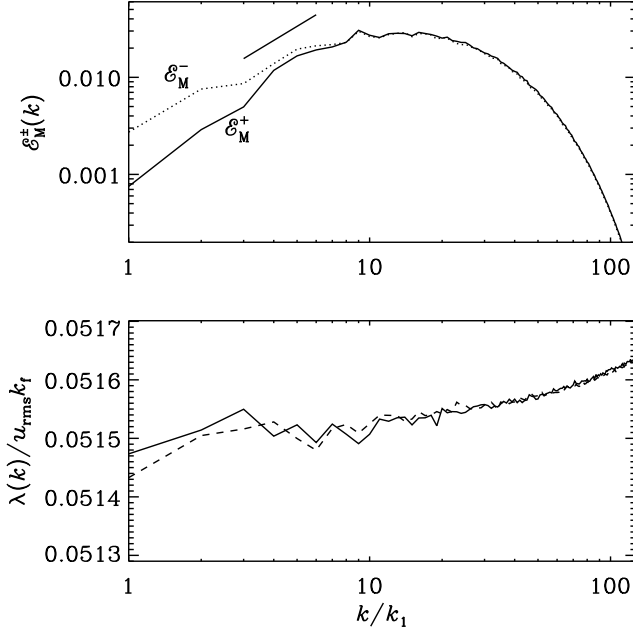


Figure 4. Same as Figure 3, but for Run F1 with $\sigma = 1$, $\text{Pr}_M \approx 160$, and $\text{Pr}_M = 1$. The short straight line gives the $k^{-3/2}$ Kazantsev slope for orientation.

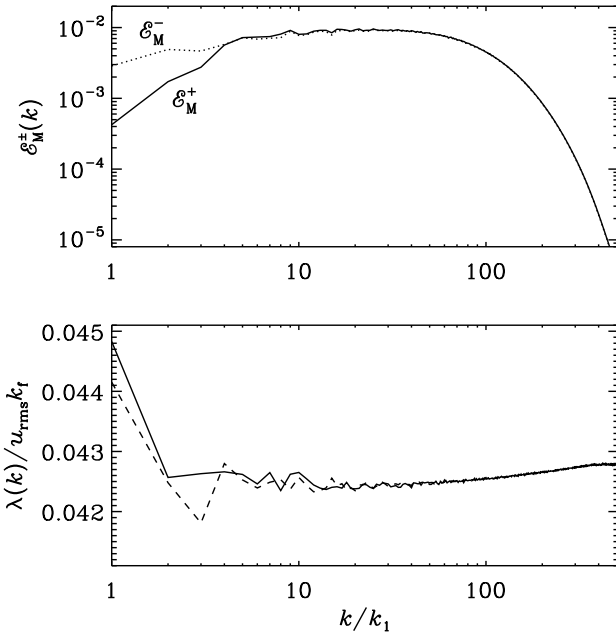


Figure 5. Same as Figure 3, but for Run G01 with $\sigma = 1$, $\text{Pr}_M = 0.1$, and $\text{Re}_M \approx 330$.

Thus, the theoretically expected scale separation is only a factor of two. This explains that it is in general difficult to identify excess power at the wavenumber $k_f/2$ of the α^2 dynamo compared with the wavenumber k_f of the turbulence.

Furthermore, the growth rate of the α^2 dynamo is given by substituting k_{peak} into the above expression for λ . We get $\lambda = \lambda_{\text{peak}} = |\alpha|^2/4\eta_T \sim u_{\text{rms}}k_f/12 \approx 0.08u_{\text{rms}}k_f$. This can be compared with the growth rate obtained in the DNS

of $\lambda \sim 0.038u_{\text{rms}}k_f$ for $\text{Pr}_M = 0.1$, $\text{Re}_M = 160$ case to $\lambda \sim 0.051u_{\text{rms}}k_f$ for $\text{Pr}_M = 1$ case. The smaller value obtained in the DNS perhaps indicates that the field grows less efficiently.

3.5 Growth of planar averages

Another way to isolate the large-scale mean field is to consider horizontal averages of the total magnetic field. We define mean fields as one of three possible planar averages, and determine their rms fields, denoted by

$$\begin{aligned}\overline{B}^X &= \langle (\mathbf{B})_{yz}^2 \rangle_x^{1/2}, \\ \overline{B}^Y &= \langle (\mathbf{B})_{xz}^2 \rangle_y^{1/2}, \\ \overline{B}^Z &= \langle (\mathbf{B})_{xy}^2 \rangle_z^{1/2}.\end{aligned}\quad (13)$$

Here, the subscripts behind angle brackets denote the direction over which the average is taken and the capital letter superscript on \overline{B} indicates the direction in which the mean field varies. These averages allow one to isolate the rms values of the eigenfunctions of the α^2 dynamo. The average relevant for our considerations is the one that produces the largest rms value. Which of the three averages it is, is a matter of chance, because the system is statistically isotropic.

In Figure 6, we show the ratios of the strength of the three mean fields, \overline{B}^X , \overline{B}^Y , and \overline{B}^Z defined above, to the total rms field as a function of Re_M , for the case $\text{Pr}_M = 0.1$ and $\sigma = 1$. We see a fairly strong mean field for $\text{Re}_M \approx 1$, but as we increase Re_M , the fractional contribution of the large-scale field during the kinematic phase decreases proportional to $\text{Re}_M^{-1/2}$; see Figure 6. For large values of Re_M , the scaling becomes even steeper. In other words, the magnetic energy of the mean field decreases inversely proportional to Re_M . Similar scalings for the energy of the mean magnetic field were sometimes expected to occur in the nonlinear stage (Vainshtein & Cattaneo 1992), but here it is a property of the dynamo in the linear regime.

We recall that for the present case of a homogeneous α^2 dynamo with periodic boundary conditions the saturation energy is indeed independent of Re_M , although the time scale on which such a state is reached increases with time proportional to Re_M (Brandenburg 2001; Candelaresi & Brandenburg 2013). We will return to the question of the decreasing strength of the mean magnetic field during the linear stage in Section 4, where we will examine the solutions of the Kazantsev model, generalized to include a helical velocity field (Subramanian 1999; Rogachevskii & Kleeorin 1999; Brandenburg & Subramanian 2000; Boldyrev et al. 2005; Malyshkin & Boldyrev 2007, 2010).

3.6 Dependence on fluid Reynolds number

It is well known that for large Pr_M ($\gg 1$), the growth rate of the small-scale dynamo scales with Re (asymptotically like $\text{Re}^{1/2}$; see Schekochihin et al. 2004) and is independent of Re_M . This is because for $\text{Pr}_M \gg 1$, the growth rate scales with the eddy turn-over rate at the viscous scale, which increases with Re . On the other hand, in the case of small $\text{Pr}_M \ll 1$, the growth rate scales as the eddy turnover rate at the resistive scale, and hence as $\text{Re}_M^{1/2}$

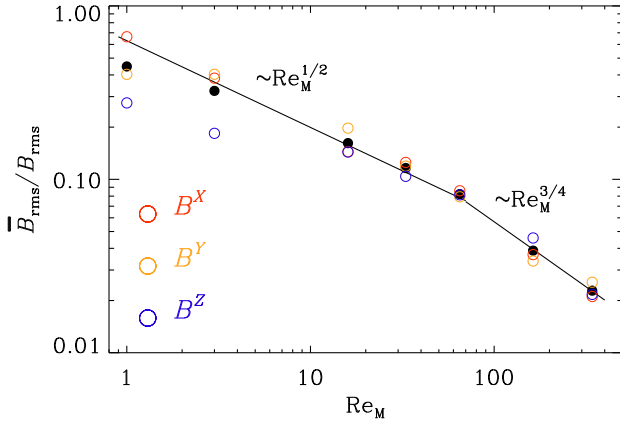


Figure 6. Root-mean-squared value of the mean field relative to that of the total field versus Re_M for $\text{Pr}_M = 0.1$ and $\sigma = 1$ during the kinematic stage. The filled circles denote the averaged DNS results as an average over the contributions from \bar{B}^x , \bar{B}^y , and \bar{B}^z . The straight lines correspond to $0.63 \text{Re}_M^{-1/2}$ and $1.8 \text{Re}_M^{-3/4}$ for lower and larger values of Re_M , respectively.

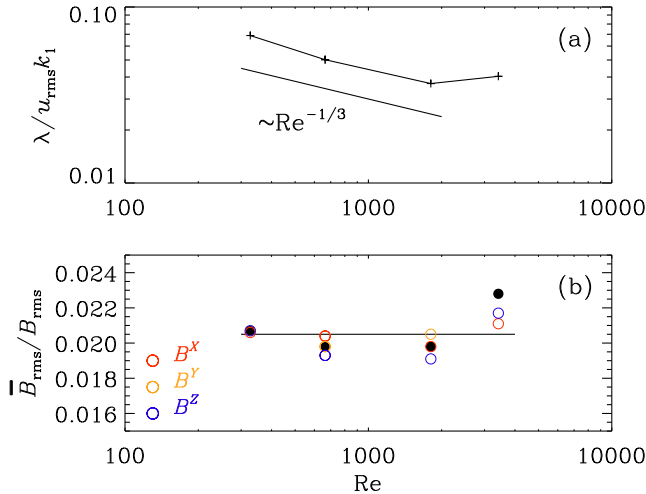


Figure 7. (a) Normalized growth rate versus Re for $\text{Re}_M \approx 330$ and $\sigma = 1$ and (b) root-mean-squared value of the mean field relative to that of the total field during the kinematic stage. Similar to Figure 6, the filled circles denote the averaged DNS results as an average over the contributions from \bar{B}^x , \bar{B}^y , and \bar{B}^z . The horizontal line is shown for reference.

(Malyshkin & Boldyrev 2010). We may now ask what happens for fully helical flows with $\sigma = 1$. This is shown in Figure 7(a), where we show the dependence of λ on Re for $\text{Re}_M \approx 330$ (Runs G01–G1). Instead, we see actually a weak decline with increasing Re . Furthermore, the fractional strength of the mean field stays fixed; see Figure 7(b).

3.7 Fractional helicity

As shown above, the onset of large-scale dynamo action occurs at rather small values of Re_M , but it does require the presence of helicity in the flow. Therefore, the onset of large-scale dynamo action is mainly determined by the

amount of helicity, which is quantified by the dynamo number. For an α^2 dynamo, the relevant dynamo number is $C_\alpha = \alpha/\eta\tau_0k_1$, but in DNS this quantity is well approximated by the quantity (Blackman & Brandenburg 2002; Candelaresi & Brandenburg 2013)

$$C_\alpha^{\text{DNS}} = \epsilon_f k_f/k_1, \quad (14)$$

where k_f/k_1 is the scale separation ratio, $\epsilon_f = \langle \boldsymbol{\omega} \cdot \mathbf{u} \rangle / k_f u_{\text{rms}}^2$ is the fractional helicity, $\boldsymbol{\omega} = \nabla \times \mathbf{u}$ is the vorticity, and u_{rms} the rms velocity of the turbulence.

In Figure 8 we show λ versus σ and ϵ_f . Note that $\epsilon_f \approx 2\sigma/(1 + \sigma^2)$ is obeyed to a good approximation (Candelaresi & Brandenburg 2013). We see that there is an imperfect bifurcation at $\epsilon_f \approx 0.3$. For large-scale dynamo action to be possible, one needs $C_\alpha > 1$ which requires $\epsilon_f > k_1/k_f = 0.25$. The value $\epsilon_f \approx 0.3$ obtained here is slightly above this theoretical minimum. If one wanted to capture the large-scale dynamo for even smaller ϵ_f , then one requires a smaller k_1/k_f , which implies either a larger box size or a smaller forcing scale.

3.8 Transition to small-scale dynamos

Contrary to earlier findings for non-helical turbulence driven at the scale of the domain ($k_f \approx 1.5$ as opposed to the value 4 used here), the small-scale dynamo is excited even for $\text{Pr}_M = 0.1$. This can be seen from the fact that $\lambda > 0$ even when $\epsilon_f = 0$; see Figure 8. Schekochihin et al. (2005) were unable to find small-scale dynamo solutions for $\text{Pr}_M = 0.1$ and later Isakov et al. (2007) found negative growth rates at $\text{Pr}_M = 0.1$, but positive values for $\text{Pr}_M = 0.05$. This non-monotonic behaviour was associated with the existence of a bottleneck in the kinetic energy spectrum, i.e., a shallower spectrum near the viscous sub-range, where the small-scale dynamo operates. In the nonlinear regime, however, no such nonmonotonic behaviour is seen (Brandenburg 2011).

As we increase Re_M , the small-scale dynamo becomes more strongly supercritical and the critical value of Pr_M decreases from 0.4 to 0.3 as we increase Re_M from 160 to 330; see Figure 9. Of course, for the fully helical case of this figure, even for $\text{Pr}_M = 0.1$, the dynamo is really a combination of both the large-scale and small-scale dynamos, as we discussed in relation to Figure 8. In addition, Figure 9 suggests that the behaviour of the dynamo changes from a mainly large-scale dynamo at small Pr_M to one that becomes even more strongly controlled by small-scale dynamo action at larger Pr_M .

3.9 $R_{\text{crit}}^{\text{rit}}$ for the small-scale dynamo at low Pr_M

Early DNS of small-scale dynamos have focussed on homogeneous turbulence in a periodic domain where random forcing was applied at the scale of domain, so the forcing wavenumber was typically between 1 and 2 (Haugen et al. 2004; Schekochihin et al. 2004). In that case the critical value of Re_M increased beyond 400 (Schekochihin et al. 2005), but decreased again for smaller values of Pr_M (Isakov et al. 2007), which was argued to be a consequence of the bottleneck effect in the kinetic energy spectrum near wavenumber where the small-scale dynamo grows fastest. In nonlinear simulations, on the other hand, the bottleneck effect is

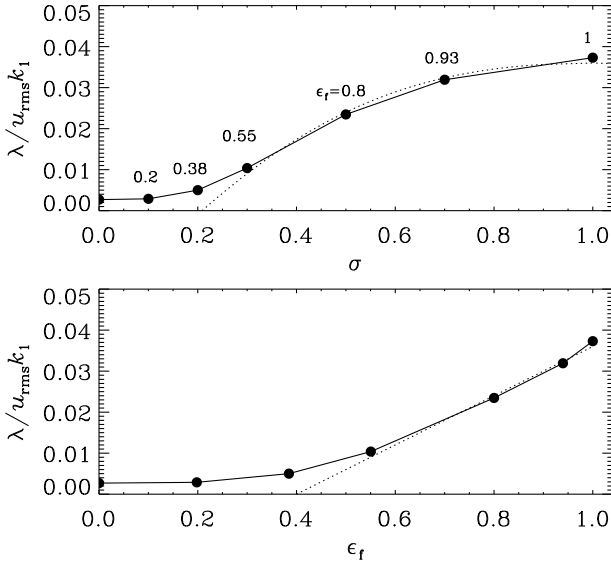


Figure 8. Normalized growth rate versus σ (upper panel, ϵ_f indicated on the data points) and ϵ_f (lower panel), for $\text{Pr}_M = 0.1$ and $\text{Re}_M \approx 160$. The dotted line indicates the tangent and thereby the approximate position of the bifurcation line if the bifurcation was a perfect one.

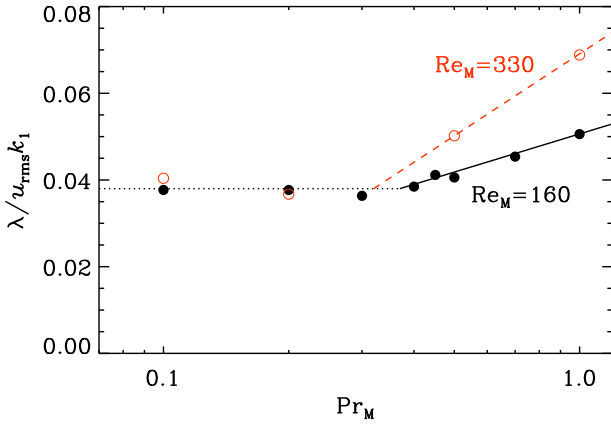


Figure 9. Normalized growth rate versus Pr_M for $\sigma = 1$, $\text{Re}_M \approx 160$ (Runs F01–F1; solid black line with filled symbols) or ≈ 330 (Runs G01–G1; dashed red line with open symbols) and varying values of $\text{Re} = \text{Re}_M/\text{Pr}_M$. The dotted line indicates the growth rate for a predominantly large-scale dynamo.

suppressed and nonlinear small-scale dynamo action is sustained at $\text{Pr}_M = 0.1$ for $\text{Re}_M \gtrsim 160$.

Our new work now suggests that this might have been an artefact of an artificially small forcing wavenumber. Our new DNS with a forcing wavenumber $k_f = 4k_1$ suggest that small-scale dynamo action is excited at the usual values of Re_M even when $\text{Pr}_M = 0.1$; see Figure 10. The reason for this lies probably in the fact that the bottleneck effect is now weaker and that it is connected with particular issues related to the way turbulence is driven. We note that the increase of R_m^{crit} with decreasing Pr_M (Figure 10) is qualitatively similar to that obtained from the Kazantsev model by

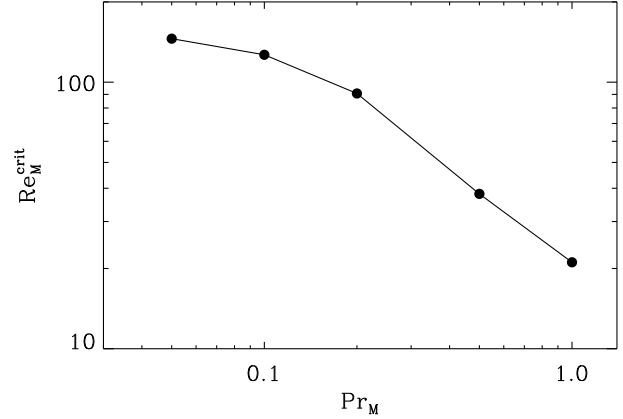


Figure 10. Critical magnetic Reynolds number as a function of magnetic Prandtl number for $k_f = 4$ and $\sigma = 0$ obtained by interpolating the growth rates of Runs f005–f1 in Table 1.

Malyshkin & Boldyrev (2010); see the $h = 0$ curve in their Fig 2.

4 INTERPRETATION IN TERMS OF THE KAZANTSEV MODEL WITH HELICITY

In order to interpret and further enhance the results from the DNS, it is instructive to look at the Kazantsev model with helicity (Vainshtein & Kitchatinov 1986; Subramanian 1999; Brandenburg & Subramanian 2000, 2005a; Boldyrev et al. 2005; Malyshkin & Boldyrev 2007, 2010). In this model, the velocity is assumed to be a statistically isotropic, homogeneous random field, and δ -correlated in time. The two-point spatial correlation function of the velocity field can be written as $\langle v_i(\mathbf{x}, t)v_j(\mathbf{y}, s) \rangle = T_{ij}(r)\delta(t - s)$, where $r = |\mathbf{r}|$ with $\mathbf{r} = \mathbf{x} - \mathbf{y}$ and

$$T_{ij}(r) = \left(\delta_{ij} - \frac{r_i r_j}{r^2} \right) T_N + \frac{r_i r_j}{r^2} T_L + \epsilon_{ijk} r_k F. \quad (15)$$

Here $\langle \cdot \rangle$ denotes averaging over an ensemble of the stochastic velocity field \mathbf{v} , and we have written the correlation function in a form appropriate for a statistically isotropic and homogeneous tensor (cf. Section 34 of Landau & Lifshitz 1987). In Equation (15), $T_L(r)$, $T_N(r)$ and $F(r)$ are the longitudinal, transverse and helical parts of the correlation function for the velocity field. For an incompressible velocity field $T_N = (1/2r)[d(r^2 T_L)/dr]$. The magnetic field \mathbf{B} is also assumed to be a statistically isotropic, homogeneous random field. Its equal-time, two-point correlation, $M_{ij}(r, t)$, is given by

$$M_{ij} = \left(\delta_{ij} - \frac{r_i r_j}{r^2} \right) M_N + \frac{r_i r_j}{r^2} M_L + \epsilon_{ijk} r_k C, \quad (16)$$

where $M_L(r, t)$ and $M_N(r, t)$ are the longitudinal and transverse correlation functions of the field, and $C(r, t)$ represents the contribution from current helicity to the two-point correlation. Since $\nabla \cdot \mathbf{B} = 0$, $M_N(r, t) = (1/2r)[\partial(r^2 M_L)/\partial r]$. Using the induction equation, the evolution equations for $M_L(r, t)$ and $C(r, t)$ are given by (Vainshtein & Kitchatinov 1986; Subramanian 1999; Brandenburg & Subramanian 2000, 2005a),

$$\frac{\partial M_L}{\partial t} = \frac{2}{r^4} \frac{\partial}{\partial r} \left[r^4 \eta_T \frac{\partial M_L}{\partial r} \right] + 2GM_L + 4\alpha C, \quad (17)$$

$$\frac{\partial H}{\partial t} = -2\eta_T C + \alpha M_L, \quad C = - \left(H'' + \frac{4H'}{r} \right), \quad (18)$$

where primes denote r derivatives and $\eta_T(r) = \eta + \eta_t(r)$ is the sum of the microscopic diffusivity η and an effective scale-dependent turbulent magnetic diffusivity $\eta_t(r) = T_L(0) - T_L(r)$. The term $G = -2(T_L'' + 4T_L'/r)$ characterizes the rapid generation of magnetic fields by velocity shear and $\alpha(r) = -2[F(0) - F(r)]$ represents the effect of kinetic helicity on the magnetic field. It is related to the usual α effect in mean-field electrodynamics (Moffatt 1978), but it is scale-dependent as in Moffatt (1983) and Brandenburg et al. (2008).

4.1 Bound states and tunnelling

It is worth recalling some well-known properties of this system; cf. Brandenburg & Subramanian (2005a) and references therein. In the absence of $F(r)$, the system describes the fluctuation or small-scale dynamo. Assuming solutions to be proportional to $\exp(\lambda t)$, the evolution equation for M_L can be transformed to a Schrödinger-type equation, with a potential $U(r)$ depending on T_L , and an energy eigenvalue $E = -\lambda$. Thus, *bound states* in the potential U correspond to growing solutions with $\lambda > 0$. This potential is positive with $U \rightarrow 2\eta/r^2 > 0$ as $r \rightarrow 0$, while $U \rightarrow 2\eta_{T0}/r^2 > 0$ as $r \rightarrow \infty$, when $T_L(r) \rightarrow 0$. Here $\eta_{T0} = \eta + T_L(0)$ is the sum of microscopic and turbulent diffusion at large scales. The possibility of growing modes with $\lambda > 0$ is obtained if one can have a potential well with U being sufficiently negative in some intermediate range of r . The growth rate λ is of the order of the fastest eddy turn over rate for a sufficiently supercritical Re_M on this scale. This λ then also gives an estimate of the maximum depth, U_0 , of the potential, or $U_0 \sim -\lambda$. The bound state behavior also implies that the magnetic correlations die away rapidly for scales larger than the correlation scale of the stirring. Kazantsev (1968) also showed that, for a single scale flow (or below the viscous cut-off scale in a large Pr_M turbulent flow), the magnetic power spectrum scales as $E_M(k) \propto k^{3/2}$, until the resistive cutoff scale, $k_\eta \sim k_f \text{Re}_M^{1/2}$, where k_f is again the wavenumber of the energy-carrying eddies. It turns out that the Kazantsev spectrum is preserved, even for a finite correlation time of the velocity field, to the lowest order departures from δ -correlated flow (Bhat & Subramanian 2014). This Kazantsev (1968) result is generalized in Appendix A to include the effect of kinetic helicity of the flow. We will need the resulting asymptotic scaling of $E_M(k)$ in our arguments below.

In the presence of helical velocity correlations $F(r)$, a remarkable change occurs. The quantity $\alpha(r \rightarrow \infty) = -2F(0) \equiv \alpha_0$ is what is traditionally called the α effect. Its presence allows correlations to grow on scales larger than that of the turbulent velocity field; i.e. the large-scale magnetic field (Subramanian 1999). This can easily be seen from Equations (17) and (18), where even for $r \rightarrow \infty$, we have new generating terms due to the α effect in the form $\dot{M}_L = \dots + 4\alpha_0 C$ and $\dot{H} = \dots + \alpha_0 M_L$. These couple M_L and C and lead to a growth of large-scale correlations. Indeed for any quasi-stationary states ($\lambda \sim 0$), one finds that

Table 2. Comparing cases I and II.

Type I	SS dynamo dominant LS dynamo seeded by it
Type II	LS dynamo dominant SS dynamo enslaved to it

the problem of determining the magnetic field correlations once again becomes the problem of determining the zero-energy eigenstate in a modified potential, $U - \alpha^2/\eta_T$. This potential does not go to zero as $r \rightarrow \infty$, but instead tends to a negative definite constant $-\alpha_0^2/\eta_{T0}$. So there are strictly no bound states with zero energy/growth rate, for which the correlations vanish sufficiently rapidly at infinity; instead the situation is akin to tunnelling states in quantum mechanics (Subramanian 1999; Brandenburg & Subramanian 2000; Boldyrev et al. 2005; Malyshkin & Boldyrev 2007, 2010).

4.2 Unified growth of large-and small-scale fields

In fact, even when $\lambda \neq 0$, like for the fastest growing modes with growth rates comparable to eddy turn over rates, Equations (17) and (18) can be solved exactly in the limit $r \rightarrow \infty$. The solution is most transparent for the correlator $w(r, t) = \langle \mathbf{B}(\mathbf{x}, t) \cdot \mathbf{B}(\mathbf{y}, t) \rangle = M_L + 2M_N$. One finds from fairly straightforward algebra that, for a mode growing with growth rate λ and scale $r \gg l$ (much larger than the turbulent forcing scales),

$$w(r, t) = e^{\lambda t} \exp(-k_s r) \frac{A \cos k_m r + B \sin k_m r}{r} \quad (r \gg l), \quad (19)$$

where

$$k_s = \frac{(2\eta_{T0}\lambda - \alpha_0^2)^{1/2}}{2\eta_{T0}}, \quad k_m = \frac{\alpha_0}{2\eta_{T0}}. \quad (20)$$

Note that this solution applies for real k_s , or $\lambda > \alpha_0^2/2\eta_{T0}$, that is for growth rates larger than those of the traditional α^2 dynamo whose maximum growth rate for \mathbf{B}^2 is also $\alpha_0^2/2\eta_{T0}$; see also Malyshkin & Boldyrev (2007, 2010). This would generically apply if strong small-scale dynamo action is present, that is, when Re_M is large enough and, in addition, the eddy turn over rate is bigger than the α^2 dynamo growth rate. However, even in this case we see that the presence of the large-scale field due to the α effect is evident in the correlator $w(r)$, as reflected in the presence of the oscillating cosine and sine terms in Equation (19). In fact, $k_m = \alpha_0/2\eta_{T0}$ is exactly the wavenumber for which the growth rate of the mean field α^2 dynamo is maximum; see Section 3.3. This suggests that the fluctuation dynamo, which is amplifying the field at a rate λ , is seeding the simultaneous growth of the large-scale field with a wavenumber k_m . In other words, the field in this case is growing as one eigenfunction such that the large-scale field is enslaved to the growth of the small-scale field growth. Such a picture is qualitatively consistent with what is found from our DNS for large Re_M . We will refer to this as Type I; see Table 2.

The presence of a nonzero α_0 can also lead to growth of the field, even when Re_M is not large enough to excite the small-scale dynamo. In this situation the α^2 dynamo can

be excited, with a continuous spectrum of eigenmodes with $\lambda \leq \alpha_0^2/2\eta_{T0}$. The eigenfunction for large $r \gg l$ (i.e. for scales much larger than the turbulent forcing scales) then changes to

$$w(r, t) = e^{\lambda t} \frac{A \cos \bar{k}_m r + B \sin \bar{k}_m r}{r} \quad (r \gg l), \quad (21)$$

where

$$\bar{k}_m = \frac{\alpha_0 - (\alpha_0^2 - 2\lambda\eta_{T0})^{1/2}}{2\eta_{T0}}. \quad (22)$$

Again the presence of the large-scale field is evident due to the cosine and sine terms in the correlator $w(r)$. The fastest growing mode in this case has $\lambda = \alpha_0^2/2\eta_{T0}$ and $\bar{k}_m \equiv k_m$. Moreover, for these solutions the small-scale fields on scales $r < l$ are enslaved to the large-scale dynamo and arise by the velocity field tangling up the large-scale field. Such a solution is what one obtains in our DNS at small $\text{Re}_M < R_m^{\text{crit}}$. We refer to this case where the large-scale dynamo is dominant as Type II; see Table 2.

4.3 Re_M dependence of large-scale field strength

The other question is why the large-scale field strength, as measured by the ratio \bar{B}/B_{rms} , decreases with Re_M ? It is also somewhat surprising that the large-scale field, decreases with Re_M even for moderate $\text{Re}_M < 100$, especially for $\text{Pr}_M = 0.1$ when one does not naively expect the small-scale dynamo to operate (Isakov et al. 2007) (see also Figure 10). There are potentially two effects. First there could be a decrease of the strength of the eigenfunction, at the scale $r \sim k_m^{-1}$, compared to the forcing scale $l \sim k_f^{-1}$. This is obtained for Type I, where the small-scale dynamo operates, with the large-scale field enslaved to it. Here due to the $\exp(-k_s r)$ term in Equation (19), the strength of the eigenfunction, at the scale $r \sim k_m^{-1}$, would have decreased exponentially by a factor $\sim \exp(-k_s/k_m)$ from its value at smaller scales. As the ratio k_s/k_m increases with increasing growth rate λ , which itself increases with Re_M in our simulations, one can obtain a smaller mean field compared to the field at the forcing scale, with increasing Re_M .

This effect is however not present when the large-scale dynamo is dominant, as the $\exp(-k_s r)$ term is absent in this case (see Equation (21)). There is however a second effect which is likely to be the more dominant one at large Re_M during the kinematic stage in both Types I and II. This is obtained, as we show below, due to the fact that the magnetic power spectrum generically increases further from the forcing wavenumber k_f to peak at the resistive one k_η , which itself increases with Re_M . We discuss this below.

Note that for a purely non-helical small-scale dynamo, the magnetic spectrum in the kinematic stage is expected to increase as $E_M(k) \propto k^s$ from the forcing scale k_f to the Re_M -dependent resistive scale, say k_η . In case of a single scale flow, one has the Kazantsev spectrum with, the spectral index $s = 3/2$. What happens when helicity is included, and large-scale field generation becomes possible?

The influence of helicity on the large k behaviour of the magnetic spectrum, for large Re_M , is analyzed in some detail in Appendix A. In particular, we consider the coupled system given by Equations (17) and (18) on scales that are much larger than the resistive scale, but much smaller than

the outer forcing scale l of the random motions of the turbulence. In this range one can approximate $\eta_t(r)$ and $\alpha(r)$ as power laws. We show quite generally that even in case of helical flows, where large-scale dynamo action is in principle possible, the magnetic spectrum at the kinematic stage is peaked at resistive scales.

Surprisingly, for both a single-scale flow, and for Kolmogorov scaling of the velocity spectra, with maximal kinetic helicity at the forcing scale, we find that helicity is unimportant for the behaviour of the magnetic spectrum at large k . For a helical single scale flow, the magnetic spectrum still scales as the Kazantsev spectrum, $E_M(k) \propto k^{3/2}$ at large k . For Kolmogorov scaling of the velocity spectra, with maximally helical forcing, we show in Appendix A that the magnetic spectrum is still peaked at resistive scales; and at large k it is of the form $E_M(k) \propto k^s$ with $s \approx 7/6$. Thus, for the kinematic dynamo, even though large-scale fields are being generated due to the presence of helicity, the magnetic power spectrum is still peaked at resistive scales. Our DNS also suggest such the conclusion that $E_M(k) \propto k^s$, with $s > 0$, as can be seen from the spectra shown in Figures 3 and 4. Note also that these conclusions are quite independent of whether the dynamo is predominantly a large-scale or small-scale dynamo, and only depends on there being scale separation between the forcing and resistive scales, as one would obtain for sufficiently large Re_M . We can now ask what this implies for the behaviour of \bar{B}/B_{rms} , with Re_M ?

Now suppose the magnetic power spectrum increases with k as $E_M(k) \propto k^s$ for $k_f < k < k_\eta$ and $k_\eta \propto \text{Re}_M^\beta$. Integrating the spectrum over k from k_f to k_η , we find for the ratio $(B_{\text{rms}}/B_f)^2 \propto (k_\eta/k_f)^{s+1} \propto \text{Re}_M^{\beta(s+1)}$, where we have defined the small-scale field at the forcing scale as $B_f = (k_f M(k_f))^{1/2}$. Thus, $(B_{\text{rms}}/B_f) \propto \text{Re}_M^{\beta(s+1)/2}$. For a single-scale flow we have $s = 3/2$ and $\beta = 1/2$, and then $B_{\text{rms}}/B_f \propto \text{Re}_M^{5/8}$. On the other hand, for Kolmogorov scaling of the velocity spectra with $s = 7/6$ and, say, $\beta = 3/4$, we have $(B_{\text{rms}}/B_f) \propto \text{Re}_M^{0.81}$ scaling. At the same time, we have seen that $\bar{B}/B_s \sim \exp(-k_s/k_m)$ for Type I with $B_s \sim B_f$. For Type II, where the large-scale dynamo dominates, one would expect the rms value of \bar{B} to be comparable to B_f , as would be the case when there is a k^{-1} spectrum (Ruzmaikin & Shukurov 1982) between k_m and k_f . Combining these arguments, we do expect \bar{B}/B_{rms} to decrease significantly with Re_M , although the exact scaling as $\text{Re}_M^{-1/2}$, or the further scaling as $\text{Re}_M^{-3/4}$, are not yet fully understood.

5 CONCLUSIONS

We have shown here that large-scale dynamo action is obtained in large Re_M helical turbulence in the kinematic stage, even when a strong small-scale dynamo is also possible. Both large and small scales grow at the same rate, such that the energy spectrum is shape invariant in the kinematic stage. By splitting the magnetic energy spectrum into positively and negatively polarized parts, E_{M0}^\pm , clear signatures of large-scale fields can be seen at small k as an excess power in $E_{M0}^-(k)$ ($E_{M0}^+(k)$) if the kinetic helicity at the forcing scale is positive (negative). Evidence for the large-scale mean field \bar{B} is also clearly seen in suitably defined planar averages. This evidence for a mean field in helically driven turbulence

is as expected for the standard α^2 mean-field dynamo, and thus allows us to prove the existence of such a mean-field dynamo effect.

The DNS also show that both the amplitude of the large-scale field and the dynamo growth rate increase with increasing fractional helicity. This is as expected and helps to determine the onset of large-scale dynamo action and to distinguish it from that of the small-scale dynamo. As a by-product of our work, we find that for $k_f/k_1 = 4$, the R_m^{crit} for exciting the small-scale dynamo at small Pr_M is different from earlier results which were based on smaller scale separation, $k_f/k_1 = 1-2$. For example, the threshold magnetic Reynolds number for $\text{Pr}_M = 0.1$ is decreased to a modest value of $R_m^{\text{crit}} \approx 160$.

The mean field found from the DNS using planar averages, however decreases with Re_M as $\text{Re}_M^{-1/2}$ (or possibly faster) in the kinematic stage. Such a decline is obtained both when the small-scale dynamo is dominant (Type I) and also when the large-scale dynamo is dominant, but the small-scale dynamo enslaved to it (Type II). By analyzing the Kazantsev model including helicity, this feature is shown to arise due to the fact that the magnetic spectrum $E_{M0}(k)$ for large Re_M , is peaked at the resistive scale, even when helicity is present. Such a rise in $E_{M0}(k)$ with k is also seen in the DNS that we have performed.

This raises the question, does kinematic dynamo theory have any relevance? The answer is yes, because it allows us to *identify* mechanisms that may have a connection with the nonlinear regime where the large-scale dynamo becomes dominant and the small-scale power is lost (mode cleaning). Firstly, nonlinear simulations of the small-scale dynamo at large Re_M , which have a large enough inertial range show that the nonlinear evolution can lead to a significant increase in the magnetic integral scale (Haugen et al. 2004; Cho & Ryu 2009; Eyink et al. 2013; Bhat & Subramanian 2013). Thus, the effect of the Lorentz force is to bring the power from the resistive scale to scales just smaller than the forcing scale. Also, simulations of the α^2 dynamo in periodic domains, show that the magnetic field becomes ordered on the largest available scales, independently of Re_M , provided small-scale magnetic helicity can be dissipated (Brandenburg 2001, 2009; Candelaresi & Brandenburg 2013). Therefore, the combined action of the Lorentz force to transfer power from resistive scales to larger scales, and small-scale helicity loss from the system, could result in an efficient generation of the large-scale field, even in the presence of the fluctuation dynamo.

For the transfer of power from resistive scales to larger scales to happen, the spectrum must change shape during saturation such that large spatial scales (small k) can still be amplified while small scales (large k) saturate. Recall that all scales grow at the same rate during the kinematic stage. In terms of the potential picture of the Kazantsev model with helicity (Sections 1 and 4), the potential well at the small scale l needs to become shallower due to nonlinear effects to allow for only the marginally bound state to exist, while still having sufficient depth at the large scale L , to allow the ‘tunnelling free particle’ states to grow. Such local saturation in a related real-space double well potential problem has been found in the context of a spirally forced nonaxisymmetric galactic dynamo (Chamandy et al. 2013a,b). There the potential wells are near the galactic centre and the corotation

radius of the spiral, so the eigenfunction grows fastest in the central regions, with its tail seeding the growth of the non-axisymmetric magnetic spiral field around corotation. Saturation of the dynamo near the galactic centre still allows for the field to grow around corotation and become significant. Whether such a situation can also be obtained for a double well potential in ‘scale’ or wavenumber space remains to be determined. It would be of interest to verify this in a non-linear version of the Kazantsev model, where helicity loss can also be built in, and perhaps even more importantly, in high resolution DNS which can resolve both the small-scale dynamo and have enough scale separation to simultaneously capture the large scales.

ACKNOWLEDGEMENTS

We thank the referee for useful comments which have led to an improvement of the paper. KS thanks Nordita for hospitality during his visit there, which led to the present work. This work was supported in part by the European Research Council under the AstroDyn Research Project No. 227952, and the Swedish Research Council grants No. 621-2011-5076 and 2012-5797, as well as the Research Council of Norway under the FRINATEK grant 231444. We acknowledge the allocation of computing resources provided by the Swedish National Allocations Committee at the Center for Parallel Computers at the Royal Institute of Technology in Stockholm and the National Supercomputer Centers in Linköping, the High Performance Computing Center North in Umeå, and the Nordic High Performance Computing Center in Reykjavik.

REFERENCES

- Bhat, P., Subramanian, K. 2013, MNRAS, 429, 2469
- Bhat, P., Subramanian, K. 2014, ApJ, 791, L34
- Blackman, E. G., & Brandenburg, A. 2002, ApJ, 579, 359
- Boldyrev, S., Cattaneo, F., & Rosner, R. 2005, Phys. Rev. Lett., 95, 255001
- Brandenburg, A. 2001, ApJ, 550, 824
- Brandenburg, A. 2009, ApJ, 697, 1206
- Brandenburg, A. 2011, ApJ, 741, 92
- Brandenburg, A., Dobler, W., & Subramanian, K. 2002, Astron. Nachr., 323, 99
- Brandenburg, A., & Subramanian, K. 2000, A&A, 361, L33
- Brandenburg, A., & Subramanian, K. 2005a, Phys. Rep., 417, 1
- Brandenburg, A., & Subramanian, K. 2005b, A&A, 439, 835
- Brandenburg, A., Rädler, K.-H., & Schinner, M. 2008, A&A, 482, 739
- Candelaresi, S., & Brandenburg, A. 2013, Phys. Rev. E, 87, 043104
- Cattaneo, F., & Tobias, S. M. 2014, ApJ, 789, 70
- Chamandy, L., Subramanian, K., & Shukurov, A. 2013, MNRAS, 428, 3569
- Chamandy, L., Subramanian, K., & Shukurov, A. 2013, MNRAS, 433, 3274
- Cho, J., & Ryu, D. 2009, ApJ, 705, L90

- Eyink, G., Vishniac, E., Lalescu, C., et al. 2013, *Nature*, 497, 466
- Federrath, C., Chabrier, G., Schober, J., Banerjee, R., Klessen, R. S., & Schleicher, D. R. G., 2011, *Phys. Rev. Lett.*, 107, 114504
- Gent, F. A., Shukurov, A., Fletcher, A., Sarson, G. R., & Mantere, M. J. 2013a, *MNRAS*, 432, 1396–1423
- Gent, F. A., Shukurov, A., Sarson, G. R., Fletcher, A., & Mantere, M. J. 2013b, *MNRAS*, 430, L40–L44
- Gressel, O., Elstner, D., Ziegler, U., & Rüdiger, G. 2008a, *A&A*, 486, L35–L38
- Gressel, O., Ziegler, U., Elstner, D., & Rüdiger, G. 2008b, *Astron. Nachr.*, 329, 619
- Haugen, N. E. L., Brandenburg, A., & Dobler, W. 2004, *Phys. Rev. E*, 70, 016308
- Haugen, N. E. L., Brandenburg, A., & Mee, A. J. 2004, *MNRAS*, 353, 947
- Iskakov, A. B., Schekochihin, A. A., Cowley, S. C., McWilliams, J. C., Proctor, M. R. E. 2007, *Phys. Rev. Lett.*, 98, 208501
- Kazantsev, A. P. 1968, *Sov. Phys. JETP*, 26, 1031
- Krause, F., & Rädler, K.-H. 1980, *Mean-field Magnetohydrodynamics and Dynamo Theory* (Oxford: Pergamon Press)
- Landau, L., & Lifshitz, E. M. 1987, *Fluid Mechanics: Landau and Lifshitz Course of Theoretical Physics*, Vol. 6 (Pergamon Press, Oxford)
- Malyshkin, L., & Boldyrev, S. 2007, *ApJ*, 671, L185
- Malyshkin, L., & Boldyrev, S. 2010, *Phys. Rev. Lett.*, 105, 215002
- Moffatt, H. K. 1978, *Magnetic Field Generation in Electrically Conducting Fluids* (Cambridge: Cambridge Univ. Press)
- Moffatt, H. K. 1983, *Rep. Prog. Phys.*, 46, 621
- Rogachevskii, I., & Kleeorin, N. 1999, *Phys. Rev. E*, 59, 3008
- Ruzmaikin, A. & Shukurov, A. 1982, *Ap&SS*, 82, 397407
- Schekochihin, A. A., Cowley, S. C., Maron, J. L., McWilliams, J. C. 2004, *Phys. Rev. Lett.*, 92, 054502
- Schekochihin, A. A., Haugen, N. E. L., Brandenburg, A., Cowley, S. C., Maron, J. L., & McWilliams, J. C. 2005, *ApJ*, 625, L115
- Schleicher, D. R. G., Schober, J., Federrath, C., Bovino, S., Schmidt, W. 2013, *NJP*, 15, 023017
- Schober, J., Schleicher, D., Bovino, S., & Klessen, R. S. 2012, *Phys. Rev. E*, 86, 066412
- Subramanian, K. 1999, *Phys. Rev. Lett.*, 83, 2957
- Sur, S., Brandenburg, A., & Subramanian, K. 2008, *MNRAS*, 385, L15
- Tobias, S. M., & Cattaneo, F. 2013, *Nature*, 497, 463
- Vainshtein, S. I. 1982, *Sov. Phys. JETP*, 56, 8684
- Vainshtein, S. I. & Kitchatinov L. L. 1986, *J. Fluid Mech.*, 168, 73
- Vainshtein, S. I., & Cattaneo, F. 1992, *ApJ*, 393, 165

APPENDIX A: THE INFLUENCE OF HELICITY ON SMALL SCALES

The purpose of this appendix is to analyze the behaviour of the coupled system given by Equations (17) and (18), on scales that are much larger than the resistive scale, but much

smaller than the outer forcing scale l of the random motions or the turbulence. In this range one can approximate $\eta_t(r)$ and $\alpha(r)$ as power laws. We take quite generally

$$\eta_t(r) = \eta_{T0} \left(\frac{r}{l}\right)^q \quad \text{and} \quad \alpha(r) = \alpha_0 \left(\frac{r}{l}\right)^p. \quad (\text{A1})$$

For a single scale flow we adopt $p = q = 2$. For a Kolmogorov spectrum $E(k) \propto k^{-5/3}$, we can use Richardson scaling for the scale-dependent turbulent diffusion and take $q = 4/3$ (Vainshtein 1982). Suppose further that the flow is driven by a fully helical forcing. Then Brandenburg & Subramanian (2005b) found that the kinetic helicity spectrum also scales as $H_K(k) \propto k^{-5/3}$. Therefore $\alpha(r = 1/k) \propto \tau(k)(kH_K(k)) \propto r^{4/3}$, where $\tau(k) \propto k^{-2/3}$ is a scale-dependent correlation time. Thus, for a Kolmogorov energy spectrum, assuming also a fully helical velocity field, one could adopt $q = 4/3$, $p = 4/3$. We will discuss both cases below.

Let us define a dimensionless coordinate $z = r/l$, adopt the power law forms given in Equation (A1), and look at eigenmode solutions to Equations (17) and (18) of the form $M_L = \exp(\lambda t)\tilde{M}_L(r)$ and $C = \exp(\lambda t)\tilde{C}(r)$. We get

$$\begin{aligned} \bar{\lambda}\tilde{M}_L(z) &= \left(\frac{\eta}{\eta_{T0}} + z^q\right)\tilde{M}_L'' + \left(\frac{4\eta}{\eta_{T0}} + (4+q)z^q\right)\frac{\tilde{M}_L'}{z} \\ &+ q(3+q)z^{q-2}\tilde{M}_L + 4\bar{\alpha}_0z^p\tilde{C}(z), \end{aligned} \quad (\text{A2})$$

$$\begin{aligned} \bar{\lambda}\tilde{C}(z) &= \left(\frac{\eta}{\eta_{T0}} + z^q\right)\tilde{C}'' + \left(\frac{4\eta}{\eta_{T0}} + (4+2q)z^q\right)\frac{\tilde{C}'}{z} \\ &+ q(3+q)z^{q-2}\tilde{C} - \bar{\alpha}_0z^p\tilde{M}_L'' \\ &- 2\bar{\alpha}_0(p+2)z^{p-1}\tilde{M}_L' - \bar{\alpha}_0p(p+3)z^{p-2}\tilde{M}_L. \end{aligned} \quad (\text{A3})$$

Here we have defined a dimensionless growth rate $\bar{\lambda} = l^2\lambda/(2\eta_{T0})$. In the limit $z^q \gg \eta/\eta_{T0}$, or $z \gg z_\eta = (\eta/\eta_{T0})^{1/q}$, one can neglect the resistive terms in Equations (A2) and (A3). (Here z_η is the dimensionless resistive scale.) Note that without the mutual coupling due to the α effect, these equations would be scale free in the sense that a transformation of $z \rightarrow cz$ leaves Equations (A2) and (A3) invariant. The question arises if there still exist scale-free solutions in the presence of an α effect. As power laws are scale free, we examine if Equations (A2) and (A3) can have power law solutions of the form say $M_L = M_0z^{-\mu}$, $\tilde{C} = C_0z^{-\nu}$. Substituting this form for \tilde{M}_L and \tilde{C} gives

$$\begin{aligned} \bar{\lambda}M_0 &= [\mu(\mu+1) - \mu(4+q) + q(3+q)]M_0z^{q-2} \\ &+ 4\bar{\alpha}_0C_0z^{p+\mu-\nu}, \end{aligned} \quad (\text{A4})$$

$$\begin{aligned} \bar{\lambda}C_0 &= [\nu(\nu+1) - \nu(4+2q) + q(3+q)]C_0z^{q-2} \\ &- \bar{\alpha}_0M_0z^{p-2+\nu-\mu}[\mu(\mu+1) - \mu(4+p) + p(3+p)]. \end{aligned} \quad (\text{A5})$$

Thus, a scale-free solution can be obtained if the z dependence drops out in Equations (A4) and (A5). To see if this can be obtained, consider now the two cases which we mentioned above. In the case of a single-scale flow with $p = q = 2$, we have $q - 2 = 0$, and the first terms on the right-hand side of Equations (A4) and (A5) become z independent. On the other hand, the exponent of z in the last term of Equation (A4) becomes $\mu - \nu + 2$, while that in Equation (A5) becomes $\nu - \mu$.

One can get a nearly scale invariant solution if $\mu = \nu$, which implies that Equation (A5) becomes z -independent,

while $\mu - \nu + 2 = 2$ in Equation (A4). Then the exponent of z in the last term in Equation (A4) becomes 2 and the z -dependent term in Equation (A4) is $\propto z^2 \ll 1$, and thus can be neglected. In this case, the helical part of the correlation completely decouples from the non-helical part of the correlation. Equation (A4) then reduces to that obtained for the standard non-helical small-scale dynamo (Kazantsev 1968; Bhat & Subramanian 2014), and one recovers the Kazantsev spectrum, $E_M(k) \propto k^{3/2}$. Thus, even in the presence of helicity in the velocity field, if the fastest growing mode is being driven effectively by a single scale flow, then helicity is unimportant for the behaviour of the magnetic spectrum at large k !

The nature of the small z (or large k) solution can be explicitly seen by looking at the solution to the resulting quadratic equation for μ given by Equation (A4); cf. Bhat & Subramanian (2014). We get for μ

$$\mu^2 - 5\mu + (10 - \bar{\lambda}) = 0, \quad \text{so } \mu = \frac{5}{2} \pm i\mu_I, \quad (\text{A6})$$

where $\mu_I = [4(10 - \bar{\lambda}) - 25]^{1/2}/2$ can be shown to be small (once $\bar{\lambda}$ is determined), and importantly, the real part of μ is $\mu_R = 5/2$. From Equation (A6), in the range $z_\eta \ll z \ll 1$, M_L is then given by

$$M_L(z, t) = e^{\gamma \tilde{t}} \tilde{M}_0 z^{-\mu_R} \cos(\mu_I \ln z + \phi), \quad (\text{A7})$$

where \tilde{M}_0 and ϕ are constants. Thus M_L varies dominantly as $z^{-5/2}$, modulated by the weakly varying cosine factor (both because the phase of the cosine depends on the weakly varying $\ln z$ and because μ_I is small). The magnetic power spectrum is related to M_L by

$$E_M(k, t) = \int dr (kr)^3 M_L(r, t) j_1(kr). \quad (\text{A8})$$

The spherical Bessel function $j_1(kr)$ is peaked around $k \sim 1/r$, and a power law behaviour of $M_L \propto z^{-\lambda_R}$, for $z_\eta \ll z \ll l$, translates into a power law for the spectrum $E_M(k) \propto k^{\lambda_R - 1}$ at large k (but smaller than the resistive scale, i.e. with $k_\eta = l/z_\eta \gg k \gg 1/l$). As $\lambda_R = 5/2$ for a single-scale flow, this implies that the magnetic spectrum is of the Kazantsev form with $E_M(k) \propto k^{3/2}$ in k space, as advertised above.

Note that, although the α -effect does not affect the magnetic energy spectrum at large k for a single scale flow, it is indeed important in driving the current helicity evolution. From Equation (A5), we get $C_0 = \bar{\alpha}_0 M_0 (1 - \bar{\lambda}/2\mu)$, which can be used to write $C(r, t)$ explicitly. (We note in passing that the other potentially scale-invariant case would have $\mu - \nu + 2 = 0$. This however implies $\nu = \mu + 2$, and turns out to violate the realizability condition, which in real space requires $\nu \leq \mu + 1$, for power law correlations/spectra.)

Now consider the other case of Kolmogorov scaling with $q = 4/3$, $p = 4/3$. In this case, the first terms on the right-hand side of Equations (A4) and (A5) are proportional to $z^{-2/3}$. On the other hand, the exponent of z in the last term of Equation (A4) becomes $4/3 + \mu - \nu$, while that in Equation (A5) becomes $-2/3 + \nu - \mu$. Multiplying both Equations (A4) and (A5) by $z^{2/3}$, we have

$$\begin{aligned} \bar{\lambda} M_0 z^{2/3} &= [\mu(\mu + 1) - \mu(4 + q) + q(3 + q)] M_0 \\ &+ 4\bar{\alpha}_0 C_0 z^{2+\mu-\nu} \end{aligned} \quad (\text{A9})$$

$$\begin{aligned} \bar{\lambda} C_0 z^{2/3} &= [\nu(\nu + 1) - \nu(4 + 2q) + q(3 + q)] C_0 \\ &- \bar{\alpha}_0 M_0 z^{-(\mu-\nu)} [\mu(\mu + 1) - \mu(4 + p) + p(3 + p)]. \end{aligned} \quad (\text{A10})$$

Now, for $z \ll 1$, the left-hand side of the above equations will be small and can be neglected. One can then again get a nearly scale invariant solution if $\mu = \nu$, which implies that the right hand side of Equation (A10) becomes z -independent, while $\mu - \nu + 2 = 2$ in Equation (A9). Then the exponent of z in the last term in Equation (A9) again becomes 2 and the z -dependent term in Equation (A9) is $\propto z^2 \ll 1$, and thus can be neglected. In this case, just as in the case of a single scale flow, the helical part of the correlation completely decouples from the non-helical part of the correlation at small z , in Equation (A9). The condition that the resulting homogeneous equation for M_0 has nontrivial solution implies

$$\mu^2 - \frac{13}{3}\mu + \frac{52}{9} = 0 \quad (\text{A11})$$

The resulting quadratic equation has complex conjugate roots, $\mu = \mu_R \pm i\mu_I$, where now $\mu_R = 13/6$ and $\mu_I = \sqrt{39}/6$, correspond to the solution for M_L given in Equation (A7). Although μ_I is now larger and the cosine factor in Equation (A7) varies by a larger factor, the power law envelope $M_L \propto z^{-\mu_R} \propto z^{-13/6}$ now corresponds to an approximate spectral dependence $E_M(k) \propto k^{7/6}$ at large k .

In summary, even in the case of helical flows, where large-scale dynamo action is in principle possible, the magnetic spectrum at the kinematic stage is peaked at resistive scales, with $E_M(k) \propto k^s$ at large k , where s ranges from $3/2$ (for single scale flow) to about $7/6$ for Kolmogorov scaling of the velocity spectra.