

# On testing and extending the inflationary consistency relation for tensor modes

Latham Boyle,<sup>1</sup> Kendrick M. Smith,<sup>1</sup> Cora Dvorkin,<sup>2</sup> and Neil Turok<sup>1</sup>

<sup>1</sup>*Perimeter Institute for Theoretical Physics, Waterloo ON N2L 2Y5*

<sup>2</sup>*Institute for Advanced Study, School of Natural Sciences, Einstein Drive, Princeton, NJ 08540, USA*

(Dated: February 29, 2024)

If observations confirm BICEP2’s claim of a tensor-scalar ratio  $r \approx 0.2$  on CMB scales, then the inflationary consistency relation  $n_t = -r/8$  predicts a small negative value for the tensor spectral index  $n_t$ . We show that future CMB polarization experiments should be able to confirm this prediction at several sigma. We also show how to properly extend the consistency relation to solar system scales, where the primordial gravitational wave density  $\Omega_{gw}$  could be measured by proposed experiments such as the Big Bang Observer. This would provide a far more stringent test of the consistency relation and access much more detailed information about the early universe.

PACS numbers:

The BICEP2 experiment has recently claimed a detection of  $B$ -mode cosmic microwave background (CMB) polarization on large angular scales [1]. The observed peak in  $B$ -mode power at  $\ell \approx 60$  is consistent with the predicted signal from a background of gravitational waves generated quantum mechanically during inflation, with tensor-to-scalar ratio  $r \approx 0.2$ . For the simplest models of inflation, namely single-field models satisfying the slow-roll conditions, this value of  $r$  corresponds to inflationary energy scale  $V^{1/4} \approx 2.2 \times 10^{16}$  GeV and an inflaton field excursion  $\Delta\phi \approx 10M_{\text{Pl}} \approx 2.4 \times 10^{19}$  GeV.

Subsequent analyses [2, 3] (including, in particular, the BICEP2×Planck cross correlation analysis [4]) have found that at least a significant fraction of the BICEP2  $B$ -mode signal is likely due to dust. Nevertheless, this signal may still contain a significant primordial inflationary contribution; and it is natural to explore further tests of this possibility, and ask what future measurements might be made to characterize or constrain gravitational waves from the very early universe.

On CMB scales, the tensor power spectrum is predicted to be almost a power-law,  $P_t(k) \propto k^{n_t}$ , in nearly all models of inflation. In single-field slow-roll models, the spectral index  $n_t$  satisfies the “consistency relation”:

$$n_t = -r/8. \quad (1)$$

Therefore, if BICEP2 has indeed detected primordial tensor modes, a natural target for future CMB experiments is a tensor tilt of order  $n_t \approx -0.025$ . Unfortunately, the sample variance limit for an all-sky ideal  $B$ -mode measurement is  $\sigma(n_t) \approx 0.03$ . This limit comes from the sample variance of both the gravitationally lensed  $B$ -modes on scales  $\ell \gtrsim 150$ , and the primordial gravity wave  $B$ -modes for  $\ell \lesssim 150$ . The first of these contributions can be reduced through “delensing” algorithms which statistically separate lensed and gravity wave  $B$ -modes. In the first section of this paper, we will explore prospects for using delensing to verify the single-field slow roll consistency relation, assuming that the gravity wave amplitude is as large as BICEP2 suggests.

The consistency relation (1) is a prediction for the scale dependence of the gravity wave amplitude over the range

of scales observable in the CMB (roughly  $10^{24}$ – $10^{27}$  m). There is a second window of scales where we might observe cosmological gravity waves: on solar system scales of order  $10^9$  m, using interferometers such as the proposed Big Bang Observer (BBO). Together, these measurements of  $P_t(k)$  span a factor of  $10^{18}$  (more than 40 e-folds) in scale, providing a huge lever arm to test the slight scale dependence predicted by inflation. However, the prediction (1) must be extended, since the power-law form  $P_t(k) \propto k^{n_t}$  is no longer a good approximation over such a vast range. In the second section of this paper, we show how to reformulate Eq. (1) as a single-field consistency relation which extends all the way down to solar system scales, and we explore the prospects for testing it with future space-based interferometric experiments.

The earlier papers [5, 6] have also considered related aspects of delensing and direct detection of the primordial tensor spectrum in light of the BICEP2 results.

## I. CMB DELENSING

The intuitive idea of delensing is to use higher-point correlations to statistically separate lensed  $B$ -modes (which are non-Gaussian) and Gaussian gravity wave  $B$ -modes. Delensing mixes scales in such a way that measurements of *small-scale*  $E$ -modes and  $B$ -modes are used to delense large-scale  $B$ -modes. For a detailed description, see [7–9]. For forecasting purposes, we can simply consider delensing to be a procedure which reduces the effective lensing contribution to  $C_\ell^{BB}$ . This is illustrated in Fig. 1, where the lensed  $B$ -mode power spectrum is compared to the power spectrum of the residual lensed  $B$ -modes after delensing, in an experiment with noise level  $\Delta_P = 1 \mu\text{K-arcmin}$  and beam  $\theta_{\text{FWHM}} = 2$  arcmin. All delensing results in this paper use the forecasting methodology from [10] (with  $\ell_{\text{max}} = 4000$ ).

In an  $r = 0.2$  world, delensing is no longer interesting as a way of reducing statistical errors on  $r$ , but potentially very interesting as a way of reducing statistical errors on  $n_t$ . In Fig. 2, we forecast the statistical error  $\sigma(n_t)$  marginalized over  $r$ , for varying noise and beam,

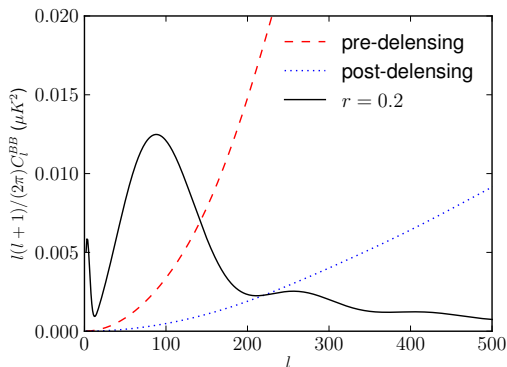


FIG. 1: Gravity wave and lensing contributions to  $C_l^{BB}$ , before and after delensing with  $\Delta_P = 1 \mu\text{K-arcmin}$  and  $\theta_{\text{FWHM}} = 2 \text{ arcmin}$ . Delensing allows the gravity wave signal to be measured to higher  $\ell$ , improving the lever arm for measuring  $n_t$ .

with and without delensing. A very ambitious experiment with  $\Delta_p \lesssim 1 \mu\text{K-arcmin}$ , a few-arcminute beam, and  $f_{\text{sky}} \sim 1$  could test the consistency relation at a few sigma. If ground-based, the number of detectors required for such an experiment is  $\sim 10^6$  [11]. Experiments with roughly these specifications have already been proposed.

An interesting aspect of the above forecast is that at noise levels where delensing helps, the delensed statistical error on  $n_t$  is nearly unchanged if we take  $\ell_{\text{min}} = 25$ , rather than  $\ell_{\text{min}} = 2$  as has been assumed in Fig. 2. Thus, for constraining  $n_t$ , it is not necessary to measure the reionization bump at  $\ell \lesssim 10$ . It is also interesting to ask, how should  $f_{\text{sky}}$  be chosen in order to minimize the statistical error  $\sigma(n_t)$ , assuming that the total sensitivity ( $\Delta_p f_{\text{sky}}^{-1/2}$ ) is held fixed? For surveys whose total sensitivity is at least as good as BICEP2, we find that  $\sigma(n_t)$  is always a decreasing function of  $f_{\text{sky}}$ . Taken together, these observations suggest that the optimal strategy for constraining  $n_t$  is to observe many scattered patches of a few hundred square degrees or larger, with sky locations chosen to minimize astrophysical foregrounds.

The tensor-to-scalar ratio  $r$  is defined for a given ‘‘pivot’’ wavenumber  $k_0$  as  $r = P_t(k_0)/P_s(k_0)$ , so it depends on pivot wavenumber as  $r \propto k_0^{n_t - (n_s - 1)}$ . We briefly discuss the dependence of the above forecasts on the choice of  $k_0$ . The correlation coefficient  $\rho = \text{Corr}(r, n_t)$  depends on the choice of  $k_0$ , but the  $r$ -marginalized error  $\sigma(n_t)$  does not. If  $k_0$  is chosen close to the scale where  $n_t$  is best measured, as appropriate for verifying the consistency relation (1), then  $\rho$  will be small and the statistical error on  $n_t$  will be the same regardless of whether  $r$  is marginalized. Therefore, for purposes of verifying the consistency relation, the  $r$ -marginalized error  $\sigma(n_t)$  is always the correct quantity to consider, but the tilt of the error ellipse in the  $(r, n_t)$  plane depends on the choice of pivot wavenumber.

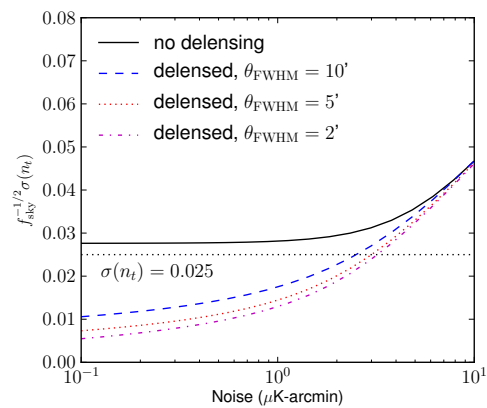


FIG. 2: Forecasted statistical error  $\sigma(n_t)$ , marginalized over  $r$ , for varying instrumental noise  $\Delta_P$ , with or without delensing, computed using the Fisher matrix and noise power spectrum estimation machinery from [10].

## II. DIRECT GW DETECTION

If the primordial gravitational wave background is as large as BICEP2 suggests, it can also be directly detected by a space-based gravitational wave detector like the proposed Big Bang Observer (BBO) mission [12–14], or perhaps even the somewhat less sensitive DECIGO mission [15, 16]. For other work relating CMB and BBO constraints, see [17–28]. These two laser interferometer (LI) missions are designed to detect gravitational waves of present-day frequency  $f \sim 0.3 \text{ Hz}$ , since this is (roughly) the lowest frequency that is uncontaminated by the gravitational wave foreground from white dwarf binaries.

To translate CMB observations into a prediction for  $\Omega_{gw}$  (the present-day strength of the relic gravitational wave background on LI scales), one proceeds in two steps: (i) first, one extrapolates the primordial tensor power spectrum  $P_t(k)$  from CMB to LI scales; and (ii) second, one propagates these primordial tensors to the present time with the tensor transfer function. Let us consider these two steps in turn.

**Step (i): Extrapolating from CMB to LI scales:** The traditional approach [17–22] is to expand  $\ln(P_t)$  as a Taylor series in  $\ln(k/k_0)$  around the wavenumber  $k_0$ :

$$\ln \frac{P_t(k)}{P_{t,0}} = \frac{n_t}{1!} \left( \ln \frac{k}{k_0} \right)^1 + \frac{\alpha_t}{2!} \left( \ln \frac{k}{k_0} \right)^2 + \frac{\beta_t}{3!} \left( \ln \frac{k}{k_0} \right)^3 + \dots \quad (2)$$

and then use the inflationary consistency relations to re-express the first few Taylor coefficients in terms of the CMB observables  $\tilde{r} \equiv r/8$ ,  $\delta n_s \equiv n_s - 1$  and  $\alpha_s$  as follows:  $n_t \approx -\tilde{r}$ ,  $\alpha_t \approx \tilde{r}(\delta n_s + \tilde{r})$ ,  $\beta_t \approx \tilde{r}(\alpha_s - \delta n_s^2 - 3\tilde{r}\delta n_s - 2\tilde{r}^2)$ . These expressions are valid to leading order in slow roll: we have carefully checked that the next-to-leading order (NLO) corrections are unnecessary in the traditional approach, as they yield a negligible improvement in the extrapolation accuracy. (For help in deriving these expressions to leading order or NLO, see Refs. [29, 30].)

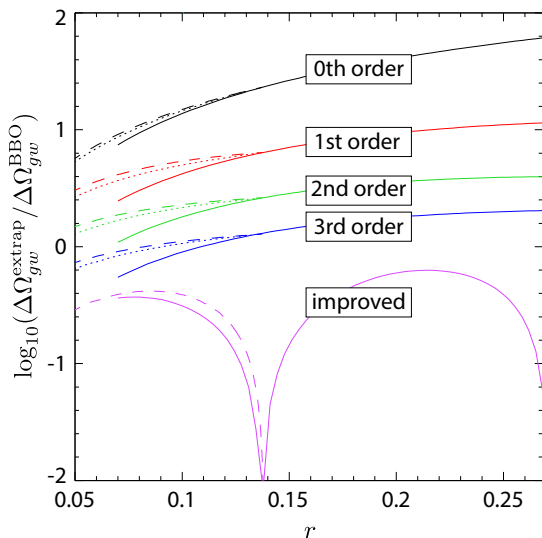


FIG. 3: To quantify the accuracy of the extrapolations discussed in the text, we compare  $\Delta\Omega_{gw}^{BBO} = 10^{-17}$ , the 1-sigma error bar of “standard BBO” after one year of operation, with  $\Delta\Omega_{gw}^{extrap} = |\Omega_{gw}^{exact} - \Omega_{gw}^{extrap}|$ , the difference between the exact value  $\Omega_{gw}^{exact}$  on BBO scales (predicted by a given potential) and the extrapolated value  $\Omega_{gw}^{extrap}$  based on the the zeroth-order (black), first-order (red), second-order (green) or third-order (blue) traditional extrapolation (2), or the improved extrapolation (3) (pink). We compare with three families of standard inflationary potentials: (i) the monomial potentials  $V(\varphi) = \lambda\varphi^n$  with  $1 < n < 4$  (solid curves); (ii) the axion-like (“natural inflation”) potentials  $V(\varphi) = V_0[1 - \cos(\varphi/f)]$  (dashed curves); and (iii) the higgs-like potentials  $V(\varphi) = V_0[1 - (\varphi/f)^2]^2$  (dotted curves). The zeros in the pink solid curve at  $r \approx 0.14$  and  $r \approx 0.27$  correspond to the potentials  $V = (1/2)m^2\varphi^2$  and  $V = \lambda\varphi^4$ , where our improved extrapolation is essentially exact. The axion curve dips to zero at  $r \approx 0.14$ , too: this happens because, in the limit  $f \rightarrow \infty$ , the final 60 e-folds of inflation occur near the bottom of the potential well, where the potential may be well approximated by  $(1/2)m^2\varphi^2$ . Finally, the improved extrapolation is also nearly exact for the higgs-like potential (iii), so the pink dotted curve lies below the bottom of the figure, and is not shown.

To quantify the accuracy of the traditional extrapolation, in Fig. 3 we show how well the exact predictions on BBO scales from three standard families of inflationary potential are approximated by including terms up to 0th, 1st, 2nd, or 3rd order in Eq. (2). We see that this series converges rather slowly (each additional order only improves the accuracy by a factor of  $\sim 2$ ) and it gives a relatively inaccurate prediction on BBO scales (in the sense that the 2nd order extrapolation, which is the highest order that can be realistically used in the absence of a measurement of the scalar tilt  $\alpha_s$ , gives an extrapolation error which dominates over the the BBO one-year instrumental error). The reason that the traditional extrapolation behaves so poorly, even when applied to the simplest inflationary potentials, is that although

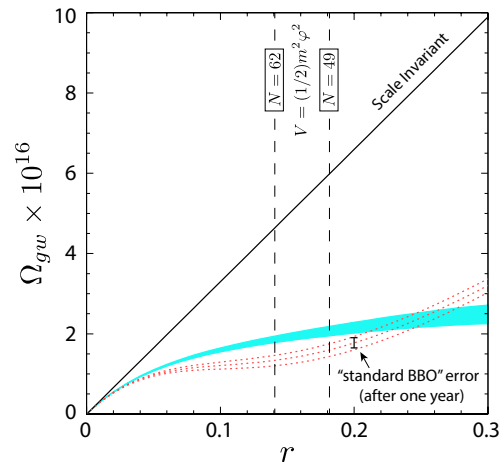


FIG. 4:  $\Omega_{gw}$  (on BBO scales) vs  $r$  (on CMB scales). The solid black diagonal line shows the relationship if  $P_t$  is exactly scale invariant ( $n_t = 0$ ). The filled cyan band shows the third-order traditional extrapolation (2), for Planck’s best fit value  $n_s = 0.9603$ , and  $\alpha_s = 0 \pm 0.0003$  (this range is chosen to make the width of the cyan band comparable to the size of the BBO error bar). The orange dotted curves show the improved extrapolation based on (3), the same  $n_s$ , and a future  $1\sigma$  error bar ( $n_s = 0.9603 \pm 0.0017$ ). The vertical dashed lines show the range of  $r$  predicted by  $V = (1/2)m^2\varphi^2$  inflation, for  $49 < N < 62$ , cf. [31]. For reference, we also show the  $1\sigma$  error bar for “standard BBO” after one year of operation.

we are trying to extrapolate from CMB scales (which left the horizon  $\sim 60$  e-folds before the end of inflation) to LI scales which left the horizon  $\sim 40$  e-folds later, the traditional extrapolation (2) only uses information from CMB scales, while ignoring two key facts about the end of inflation. (i) First, since the horizon wavenumber  $k = aH$  varies non-monotonically (it grows during inflation, reaches its maximum at the end of inflation, and then shrinks after inflation), the derivative  $P'_t(k)$  must diverge to  $-\infty$  at the end of inflation, a feature that a finite Taylor series in  $\ln k$  can never capture; we can resolve this problem by expanding in  $\varphi$  rather than  $\ln k$ , since  $\varphi$  varies monotonically through the end of inflation. (ii) Second, after the end of inflation,  $\varphi$  settles to a minimum with  $V \approx 0$ ; we can incorporate this behavior into our approximation by expanding  $V^{1/2}$  in  $\varphi$ . This ensures that  $V(\varphi)$  is a non-negative function with a stable minimum and, moreover, for  $r < -(16/3)\delta n_s$  (as is already suggested by the observations),  $V^{1/2}(\varphi)$  crosses through zero [see Eq. (3)] which implies that the minimum of  $V(\varphi)$  is automatically at  $V = 0$ , as desired. Thus, our proposal is to expand  $V^{1/2}$  as a series in  $\varphi$ , rather than expanding  $\ln P_t$  as a series in  $\ln k$ . As we shall see, by accommodating the end of inflation in this way, we obtain a much more accurate extrapolation from CMB to LI scales.

Just as we used the CMB observables  $\{P_s, r, n_s\}$  to determine  $\ln P_t$  up to quadratic order in  $\ln(k)$ , we can use them to determine  $V^{1/2}$  up to quadratic order in  $\varphi$ . Specifically, if (without loss of generality) we take  $\phi = 0$

to be the field value corresponding to  $k_0$  and define  $V_0 \equiv V(\varphi_0)$ ,  $\epsilon_V \equiv (1/2)M_{pl}^2(V_0'/V_0)^2$ , and  $\eta_V \equiv M_{pl}^2(V_0''/V_0)$ , then we can write

$$V^{1/2}(\varphi) = V_0^{1/2} \left[ 1 - \sqrt{\frac{\epsilon_V}{2}} \frac{\varphi}{M_{pl}} + \frac{\eta_V - \epsilon_V}{4} \frac{\varphi^2}{M_{pl}^2} \right]. \quad (3)$$

Here  $V_0$ ,  $\epsilon_V$  and  $\eta_V$  are given, to NLO in slow roll, by

$$\frac{V_0}{M_{pl}^4} = 12\pi^2 P_s \tilde{r} [1 + (C + \frac{5}{6})\tilde{r}], \quad (4a)$$

$$\epsilon_V = \frac{1}{2}\tilde{r} [1 + (C - \frac{1}{3})(\tilde{r} + \delta n_s)], \quad (4b)$$

$$\eta_V = \frac{\delta n_s}{2} + \frac{3\tilde{r}}{2} - \frac{7}{12}\tilde{r}^2 + \left(\frac{C}{4} - 1\right)\tilde{r}\delta n_s - \frac{1}{12}\delta n_s^2, \quad (4c)$$

where  $C \equiv -2 + \ln(2) + \gamma$  and  $\gamma \approx 0.577216$  is Euler's constant. (For help in deriving these expressions, see Refs. [29, 32].) Then we can solve the background equations  $\ddot{\varphi} + 3H\dot{\varphi} + V'(\varphi) = 0$  and  $3M_{pl}^2 H^2 = \frac{1}{2}\dot{\varphi}^2 + V(\varphi)$  exactly (*i.e.* numerically) for this potential, and compute the corresponding tensor spectrum at NLO in slow roll [29, 30],  $P_t = 8[1 - (C + 1)\epsilon_H]^2 (H/2\pi M_{pl})^2$ , where the Hubble slow roll parameter  $\epsilon_H \equiv 2M_{pl}^2[H'(\varphi)/H(\varphi)]^2$ .

In Fig. 3, we show how the extrapolation method based on Eq. (3) provides a much-improved approximation to the exact predictions for our three standard families of inflationary potentials. We see that this improved extrapolation beats the traditional 2nd order extrapolation by roughly an order of magnitude, and even beats the traditional 3rd order extrapolation by a factor of several. In particular, the improved extrapolation error is smaller than the BBO instrumental error (unlike the traditional extrapolation error which, as discussed above, is larger than the BBO instrumental error, even for the simplest and smoothest inflationary potentials).

More generally, we expect the extrapolation based on Eq. (3) to outperform the traditional extrapolation for the broader class of inflationary potentials  $V(\varphi)$  having the two key features that one usually requires in a successful model of single field inflation: namely, (i) that inflation ends by the usual single-field mechanism in which the potential steepens until  $\epsilon_H = 1$ , and (ii) that after inflation, the field comes to rest at a potential minimum with  $V = 0$  (*i.e.* with vanishing, or nearly vanishing, residual cosmological constant after the end of inflation). The reason is simply that the improved extrapolation incorporates more information: whereas both the traditional and improved extrapolations take into account the same information about the shape of the inflaton potential on CMB scales (inferred from measurements of  $P_s$ ,  $r$  and  $n_s$ ), the traditional extrapolation ignores (and inevitably violates) the two end-of-inflation boundary conditions discussed above, while the improved extrapolation automatically incorporates them. On the other hand, it is important to emphasize that, if one is free to choose an arbitrary function  $V(\varphi)$ , then it is still always possible to “break” any extrapolation scheme, *e.g.*

by inserting a transient feature in  $V(\varphi)$  between CMB and BBO scales. (In particular, such a transient would break both the traditional and the improved extrapolations schemes.) The point, then, is not that the improved extrapolation based on Eq. (3) is unbreakable; but, rather, that insofar as the traditional extrapolation is a reasonable one, the extrapolation based on Eq. (3) may be expected to perform even better.

Fig. 4 shows the value of  $\Omega_{gw}$  on BBO scales, as predicted by the various extrapolations we have discussed. Note, in particular, that BBO should be able to distinguish with very high significance between the inflationary prediction (the dotted orange curves) and the prediction based on a strictly scale invariant tensor spectrum with  $n_t = 0$  (the solid black line). Thus, the CMB and BBO in combination can provide a much more stringent test of the inflationary consistency relation than the CMB alone. Also note that, due to the large separation between  $k_{CMB}$  and  $k_{BBO}$ , even a small decrease of  $\alpha_s$  on CMB scales can lead to a detectable suppression of  $\Omega_{gw}$  on BBO scales, as shown by the cyan band. This sensitivity of  $\Omega_{gw}$  to  $\alpha_s$  should allow the combination of CMB and BBO measurements to place very stringent constraints on  $\alpha_s$  [21].

One might hope that BBO could be used to distinguish between different inflationary potentials that make indistinguishable predictions on CMB scales. In practice, though, when two simple and smooth potentials (without sharp features) make indistinguishable predictions on CMB scales, we find that they also tend to make nearly indistinguishable predictions on BBO scales.<sup>1</sup> For example, consider two standard potentials: the axion-like potential  $V(\varphi) = V_0[1 - \cos(\varphi/f)]$  and the higgs-like potential  $V(\varphi) = V_0[1 - (\varphi/f)^2]^2$ . For either of these two potentials, as we vary the three parameters  $V_0$ ,  $f$ , and  $49 < N_{cmb} < 62$  (subject to the constraint imposed by the observed amplitude of the scalar power spectrum), the corresponding predictions for  $r$  and  $n_s$  fill out a 2-

<sup>1</sup> A number of previous papers (*e.g.* [25, 27, 28]) have used Monte-Carlo/Hubble-flow techniques to investigate how constraints on CMB scales relate to constraints on laser interferometer scales; and, at first glance, the figures in those papers may appear to suggest that extrapolating from CMB scales to laser interferometer scales leads to wider range of predictions for the direct detection amplitudes compared with the extrapolation uncertainty that we seem to find. But one must be careful to compare apples to apples! First of all, it is important to note that when those papers select a set of relevant inflationary trajectories  $H(\varphi)$ , they do not impose our second condition (ii), and two of them [25, 27] also do not impose our first condition (i); if they did impose these extra conditions, it would winnow down their set of relevant trajectories  $H(\varphi)$  greatly, and their corresponding predictions would be correspondingly tightened. Second, those papers consider the spread in the direct detection prediction, given a particular (sometimes quite large) spread in the CMB constraints; whereas we have been looking at the error in the direct detection prediction, given (perfectly) known values for the CMB observables (since we want to clearly disentangle this uncertainty from the one coming from propagation of the observational uncertainty on CMB scales).

dimensional swath in the  $\{n_s, r\}$  plane. (For example, the axion-like swath is shown in purple in Fig. 1 of Ref. [33].) Since these two swaths overlap, we can ask: when the parameters are chosen so that the axion and higgs potentials make exactly the same prediction for  $(n_s, r)$ , do they make distinguishable predictions on BBO scales? The answer is no:  $\Omega_{gw}^{\text{higgs}}$  and  $\Omega_{gw}^{\text{axion}}$  always differ by less than  $\Delta\Omega_{gw}^{\text{BBO}}$ , the  $1\sigma$  error bar for “standard BBO.”

**Step (ii): The tensor transfer function:** In Figs. 3 and 4, to propagate the primordial power spectrum  $P_t(k_{\text{BBO}})$  forward to the present time, we assumed that the reheat temperature (*i.e.* the temperature at the start of the ordinary radiation-dominated era) was higher than  $10^4\text{TeV}$ , which is then the temperature at which BBO’s gravitational waves re-entered the horizon in the early universe. We further assumed that ever since that time (*i.e.* for temperatures  $T \lesssim 10^4\text{TeV}$ ), the effective numbers of relativistic species  $g_*(T)$  and  $g_{*,s}(T)$  [34] were given by their standard model values, so that we could use the standard tensor transfer function on these scales [23, 24, 26]. It is important to note, though, that the tensor transfer function could deviate from this standard expectation for a variety of interesting reasons; and that observing such deviations with an experiment like BBO could provide qualitatively new clues about ultra-high energy scales and early times that are not probed in

any other way. For example, BBO would be sensitive to the density of relativistic free-streaming particles at  $T \sim 10^4\text{TeV}$ : see [24] for details and other examples.

BICEP2’s claimed detection of primordial gravity waves is an opportunity to reconsider the science case for BBO and DECIGO. In this paper, we have emphasized and quantified how BBO+CMB can test the predictions of inflation to a far greater extent than the CMB alone. It is also important to emphasize that, 5 years after BBO was proposed as a mission to detect the inflationary gravitational wave background, it was realized that it also had a very remarkable and compelling science case that had nothing to do with inflation [35, 36]. Together, these reinforce the case for BBO or something like it as an extremely well motivated project that deserves wider and more serious attention than it has received to date.

*Acknowledgements.* We wish to thank Mark Halpern and Gary Hinshaw for discussions. Research at Perimeter Institute is supported by the Government of Canada through Industry Canada and by the Province of Ontario through the Ministry of Research & Innovation. LB and KMS were supported by NSERC Discovery Grants. CD was supported by the National Science Foundation grant number AST-0807444, NSF grant number PHY-088855425, and the Raymond and Beverly Sackler Funds.

- 
- [1] BICEP2, P. Ade *et al.*, Phys.Rev.Lett. **112**, 241101 (2014), 1403.3985.
- [2] M. J. Mortonson and U. Seljak, (2014), 1405.5857.
- [3] R. Flauger, J. C. Hill, and D. N. Spergel, (2014), 1405.7351.
- [4] BICEP2, Planck, P. Ade *et al.*, Phys.Rev.Lett. **114**, 101301 (2015), 1502.00612.
- [5] J. Caligiuri and A. Kosowsky, Phys.Rev.Lett. **112**, 191302 (2014), 1403.5324.
- [6] S. Dodelson, Phys.Rev.Lett. **112**, 191301 (2014), 1403.6310.
- [7] L. Knox and Y.-S. Song, Phys. Rev. Lett. **89**, 011303 (2002), astro-ph/0202286.
- [8] M. Kesden, A. Cooray, and M. Kamionkowski, Phys. Rev. Lett. **89**, 011304 (2002), astro-ph/0202434.
- [9] U. Seljak and C. M. Hirata, Phys. Rev. **D69**, 043005 (2004), astro-ph/0310163.
- [10] K. M. Smith, D. Hanson, M. LoVerde, C. M. Hirata, and O. Zahn, JCAP **1206**, 014 (2012), 1010.0048.
- [11] W. Wu *et al.*, (2014), 1402.4108.
- [12] E. Phinney *et al.*, *Big Bang Observer Mission Concept Study* (NASA) (2003).
- [13] C. Cutler and J. Harms, Phys.Rev. **D73**, 042001 (2006), gr-qc/0511092.
- [14] V. Corbin and N. J. Cornish, Class.Quant.Grav. **23**, 2435 (2006), gr-qc/0512039.
- [15] S. Kawamura *et al.*, Class.Quant.Grav. **23**, S125 (2006).
- [16] S. Kawamura *et al.*, Class.Quant.Grav. **28**, 094011 (2011).
- [17] M. S. Turner, Phys.Rev. **D55**, 435 (1997), astro-ph/9607066.
- [18] C. Ungarelli, P. Corasaniti, R. Mercer, and A. Vecchio, Class.Quant.Grav. **22**, S955 (2005), astro-ph/0504294.
- [19] S. Kuroyanagi, C. Gordon, J. Silk, and N. Sugiyama, Phys.Rev. **D81**, 083524 (2010), 0912.3683.
- [20] S. Kuroyanagi and T. Takahashi, JCAP **1110**, 006 (2011), 1106.3437.
- [21] K. M. Smith *et al.*, Phys.Rev.Lett. **113**, 031301 (2014), 1404.0373.
- [22] R. Jinno, T. Moroi, and T. Takahashi, (2014), 1406.1666.
- [23] T. L. Smith, M. Kamionkowski, and A. Cooray, Phys.Rev. **D73**, 023504 (2006), astro-ph/0506422.
- [24] L. A. Boyle and P. J. Steinhardt, Phys.Rev. **D77**, 063504 (2008), astro-ph/0512014.
- [25] T. L. Smith, H. V. Peiris, and A. Cooray, Phys.Rev. **D73**, 123503 (2006), astro-ph/0602137.
- [26] L. A. Boyle and A. Buonanno, Phys.Rev. **D78**, 043531 (2008), 0708.2279.
- [27] S. Chongchitnan and G. Efstathiou, Phys.Rev. **D73**, 083511 (2006), astro-ph/0602594.
- [28] J. Caligiuri, A. Kosowsky, W. H. Kinney, and N. Seto, (2014), 1409.3195.
- [29] J. E. Lidsey *et al.*, Rev.Mod.Phys. **69**, 373 (1997), astro-ph/9508078.
- [30] M. Cortes and A. R. Liddle, Phys.Rev. **D73**, 083523 (2006), astro-ph/0603016.
- [31] P. Creminelli, D. L. Nacir, M. Simonovi, G. Trevisan, and M. Zaldarriaga, (2014), 1404.1065.
- [32] A. R. Liddle, P. Parsons, and J. D. Barrow, Phys.Rev. **D50**, 7222 (1994), astro-ph/9408015.
- [33] Planck Collaboration, P. Ade *et al.*, (2013), 1303.5082.
- [34] E. W. Kolb and M. S. Turner, Front.Phys. **69**, 1 (1990).

- [35] C. Cutler and D. E. Holz, Phys.Rev. **D80**, 104009 (2009), 0906.3752, 124046 (2010), 1004.3988.
- [36] C. M. Hirata, D. E. Holz, and C. Cutler, Phys.Rev. **D81**,