

On the superconductivity of TiNCl and ZrNCl: A local bonding perspective

Lukas Muechler

E-mail: muechler@princeton.edu

Department of Chemistry, Princeton University, Princeton New Jersey 08544, USA.

Max-Planck-Institut für Chemische Physik fester Stoffe, 01187 Dresden, Germany.

Leslie M. Schoop

Department of Chemistry, Princeton University, Princeton New Jersey 08544, USA.

Max-Planck-Institut für Chemische Physik fester Stoffe, 01187 Dresden, Germany.

Claudia Felser

Max-Planck-Institut für Chemische Physik fester Stoffe, 01187 Dresden, Germany.

Abstract. We analyze the superconductors TiNCl and ZrNCl from a local bonding perspective. Although TiNCl crystallizes in an orthorhombic structure and ZrNCl crystallizes in a hexagonal structure, both compounds show significant structural similarities, for example that both consist of layered metal-Nitrogen networks. The local bonding in those two structures is very similar, giving rise to a dispersive conduction band mostly consisting of metal- d -states. Upon doping both compounds show structural changes, which lead to short metal-metal distances, indicating a bonding interaction that might be important for the appearance of superconductivity in these systems. We furthermore draw analogies to other superconductors that are close to a charge density wave instability around a d^1 -configuration and offer a different perspective on this class of superconductors, which show non-BCS-like superconductivity.

PACS numbers: 74.25,74.10,74.25,74.62

1. Introduction

The discovery of superconductivity up to 25.5 K in electron doped HfNCl has attracted a lot of attention, due to its 2-dimensional electronic structure and its high critical temperature T_c comparable to the "other" high T_c materials such as BaBiO₃, La₂CuO₄ or MgB₂. [1] Shortly after the discovery, the isolectric analogues of Zr have been synthesized and found to be superconducting upon electron doping as well with T_c s of the order of 15 K.[2, 3] Only recently the Ti compounds, crystallizing in a different layered structure, have also been found to superconduct with a T_c of about 15 K. [4] The mechanism of superconductivity in this class of compounds remains unexplained.

Spin-fluctuation mediated pairing has been suggested as a possible mechanism, due to the absence of a strong isotope effect, a low density of states at the Fermi level and an unusual behavior of T_c with doping, with the consensus that the superconducting state is not BCS-like. In contrast to the dome-like structure of T_c vs. doping level in the other high- T_c materials, T_c in the compounds discussed here is nearly independent of the doping level after the appearance of superconductivity at a critical doping. [5, 6, 7, 8] Only recently however there has been the proposal that electronic correlations play an important role and that - within a reasonable range of parameters calculated by *ab-initio* methods - T_c can be calculated quite accurately based on a phononic theory. [9]

Most of the studies performed on this class of compounds have focused on the superconducting phase, especially on the nature of the superconducting pairing interaction. Little theoretical attention has been paid on the structure to property relationship in these materials, with a few exceptions. [10, 11] Due to the air-sensitivity of the samples and the rather difficult synthesis, the Ti-based compounds have not been explored as much as the Zr,Hf-based compounds. It has been suggested based on band structure and model calculations that the Ti-based compounds are different from their Zr and Hf analogues. [12]

In this paper we are going to show that this is not necessarily the case, based on density functional theory (DFT) calculations. We will show that both ZrNCl and TiNCl have similar features in their electronic structure and show their relation to other superconductors close to a d^1 charge density wave instability.

2. Crystal structures

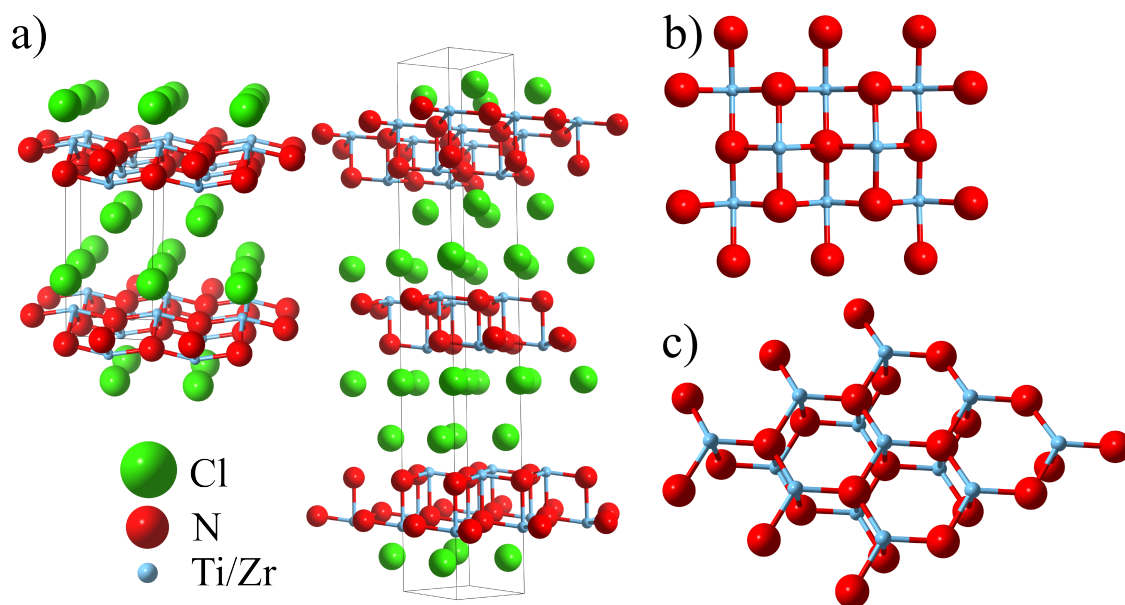


Figure 1. a) Structure of $\alpha\text{-TiNCl}$ (left) and structure of $\beta\text{-ZrNCl}$ (right). b) View from top on the Ti-N lattice. c) View from top on the Zr-N lattice

α - TiNCl crystallizes in the orthorhombic space group $Pmmn$ with the FeOCl structure type (α structure), which is related to the PbFCl structure by buckling the anion layer. The PbFCl structure type is known from the Fe based high T_c compounds such as LiFeAs , which adopts this structure type. In contrast, β - ZrNCl crystallizes in the rhombohedral space group $R\bar{3}m$ within the SmSI structure type (Figure 1 a) which can be viewed as a stuffing of the ZrCl structure with N-atoms, resulting in differently stacked $\text{Cl-Zr}_2\text{N}_2\text{-Cl}$ layers (β structure). The ZrCl structure basically consists of different stacking of NiAs -type layers. [13, 3]

In both structure types, each M -atom is surrounded by 4 N-atoms and coordinated by different amounts of Cl-atoms above and below the layer. The lattice spanned by the $M\text{N}$ sheets in TiNCl is rectangular whereas the lattice in ZrNCl is a double honeycomb layer (Figure 1 b and c). The local geometry around the M -atoms is thus very similar in contrast to the global geometry of the lattice. In ZrNCl , intercalation of Li leads to a change in the crystal structure by changing the stacking sequence of $\text{Cl-Zr}_2\text{N}_2\text{-Cl}$ layers, however the space group remains the same. During this change of stacking, the Zr-Zr distance within a layer decreases from $d(\text{Zr-Zr}) = 3.34 \text{ \AA}$ to $d(\text{Zr-Zr}) = 3.08 \text{ \AA}$ in $\text{Li}_{0.16}\text{ZrNCl}$, which is lower than the Zr-Zr distance of 3.18 \AA in elemental Zr and is well comparable to the Zr-Zr distance in ZrCl with 3.08 \AA . [14, 15] Li-intercalation in α - TiNCl leads to no change in the layer stacking, however the Ti-Ti distance $d(\text{Ti-Ti})$ decreases from 3.00 \AA to 2.88 \AA in $\text{Li}_{0.16}\text{TiNCl}$ (2.86 \AA in elemental Ti), showing similar behavior as ZrNCl . [4]

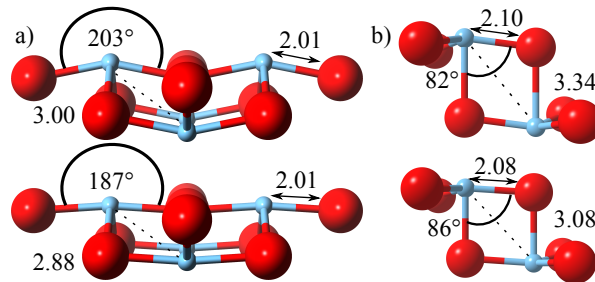


Figure 2. Structural changes upon doping for TiNCl (a) and ZrNCl (b). Data taken from Ref. [3]

3. Methods of calculation

The calculations were performed in the framework of DFT using the WIEN2K [16] code with a full-potential linearized augmented plane-wave and local orbitals [FP-LAPW + lo] basis [17, 18, 19] together with the Perdew Burke Ernzerhof (PBE) parametrization [20] of the generalized gradient approximation (GGA) as the exchange-correlation functional. The plane wave cut-off parameter $R_{MT}K_{MAX}$ was set to 7 and the irreducible Brillouin zone was sampled by 100-120 k-points in the insulating compounds and by 498 to 600 in the doped metallic compounds depending on the α or β crystal structure.

Experimental lattice constants were used and the atomic positions were optimized by minimization of the forces, which agree well with the reported ones. Li doping has been simulated by the virtual crystal approximation (VCA) by positioning Li on the positions suggested by neutron scattering and removing charge on the Li atoms. We choose to simulate a Li doping corresponding to compounds with the formula $\text{Li}_{0.25}\text{MNCl}$, since T_c is roughly independent of the amount of Li intercalated.

4. Results and Discussion

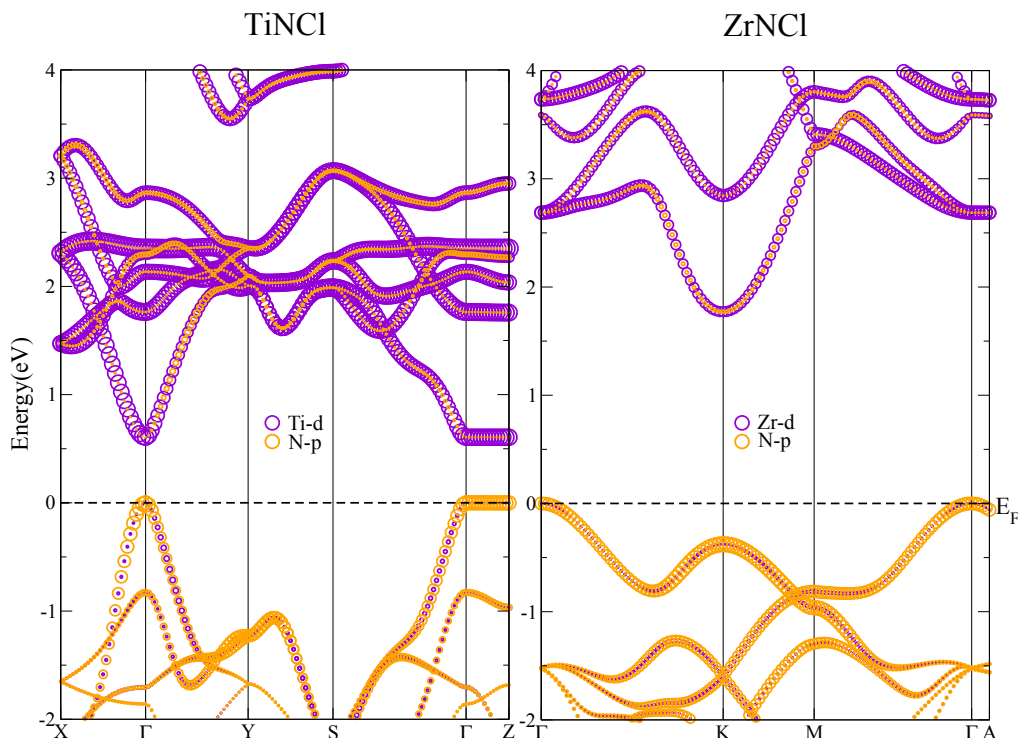


Figure 3. Band structures of α - TiNCl and β - ZrNCl . The size of the dots indicate the contribution from the atomic-orbitals. Ti/Zr- d states are purple, N- p states orange.

In TiNCl , $[\text{TiN}]^+$ layers dominate the electronic structure around the Fermi level (Figure 3). The compound is semiconducting with a direct band gap of 0.6 eV at the Γ -point. The conduction band consists mostly of N- p states and the valence band is a single Ti- d_{xy} band slightly hybridized with N- p states. Upon intercalation of Li, the band structure behaves in a non-rigid band manner, shifting Ti- d_{xz} states closer to the Fermi level at the Y-point (Figure 4). The decrease in Ti-Ti distance leads to an increase of bandwidth of the Metal- d bands upon doping, consistent with an increase of metal-metal interaction. ZrNCl is a band insulator with an indirect gap of 2 eV from the Γ - to the K-point (Figure 3). The valence band consists mostly of N- p states hybridized with Zr- d states and the conduction band consists of Zr- $d_{x^2-y^2} + d_{xy}$ bands hybridized with N- p states. In accordance with the crystal structure one can think of covalent closed shell $[\text{ZrN}]^+$ layers. Electron doping with Li shifts the Fermi level into a

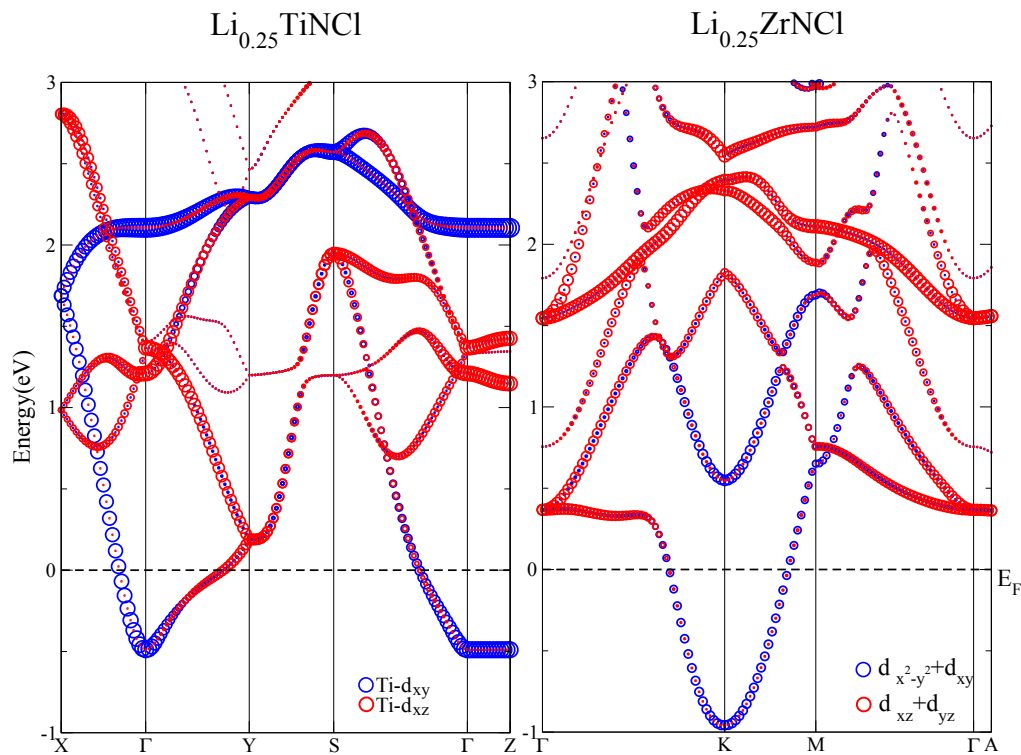


Figure 4. Band structures of α - $\text{Li}_{0.25}\text{TiNCl}$ and β - $\text{Li}_{0.25}\text{ZrNCl}$. The size of the dots indicate the contribution from the atomic-orbitals. $\text{Ti-}d_{xy}$ are blue and $\text{Ti-}d_{xz} + d_{yz}$ are red in the left panel. $\text{Zr-}d_{x^2-y^2} + d_{xy}$ are blue and $\text{Zr-}d_{xz} + d_{yz}$ are red in the right panel

single conduction band with strong $\text{Zr-}d\text{-N-}p$ hybridization (Figure 4). Li intercalation thus leads to $[\text{ZrN}]^{(1-x)+}$ layers with Zr in a d^x configuration where x is the amount of Li intercalated. This is accompanied by a large decrease in Zr-Zr distance, indicating strong Zr-Zr interactions.

This is consistent with previous calculations that indicate that the single conduction band stems from bonding metal- d interactions. [21, 10] The d^x configuration on the M -atom is in proximity to a d^1 configuration that has been shown to be favorable for superconductivity in other layered transition metal compounds. [22]

The band structures confirm the similarities in bonding between the two crystallographically different compounds. In both structures, the conduction band consists of M - d -bands slightly hybridized with $\text{N-}p$ states. Upon doping the M - M distance decreases by a large amount, which together with the band character at the Fermi level indicates strong M - M interactions.

The Fermi surfaces of the doped compounds have similar features (Figure 5) and indicate a 2-dimensional electronic structure with little dispersion along the z -direction.

For TiNCl the Fermi surface consists of slightly warped rectangular sheets whereas the Fermi surface of ZrNCl shows 6 trigonally distorted cylinders at the zone boundaries. Both Fermi surfaces reflect the underlying symmetry of the lattice and show tendencies towards nesting due to the lack of dispersion along the z direction.

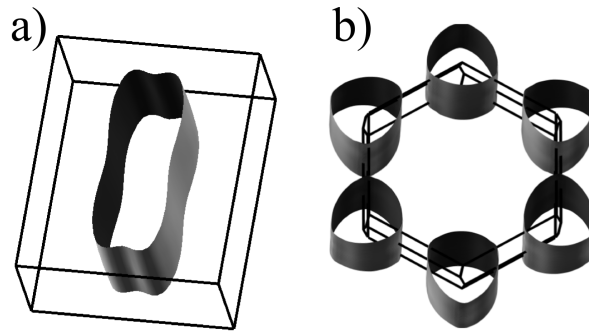


Figure 5. Fermi surfaces for the Li intercalated compounds. a) $\text{Li}_{0.25}\text{TiNCl}$, b) $\text{Li}_{0.25}\text{ZrNCl}$

Thus, the electronic structures of both compounds are very similar, despite the different crystal symmetry. The band structures show the importance of local bonding whereas both Fermi surfaces show the proximity towards electronic instabilities due to nesting. This idea is supported by the fact that ZrNBr , which can be synthesized in both the α and β -structure, becomes superconducting upon Li intercalation with comparable T_c 's. [23] Figure 6 shows the band structures of α and β - ZrNBr . Both band structures share the same features as the ones discussed above. The conduction band mainly consists of Zr- d states, whereas the valence band stems mostly from N- p states. The T_c of this class

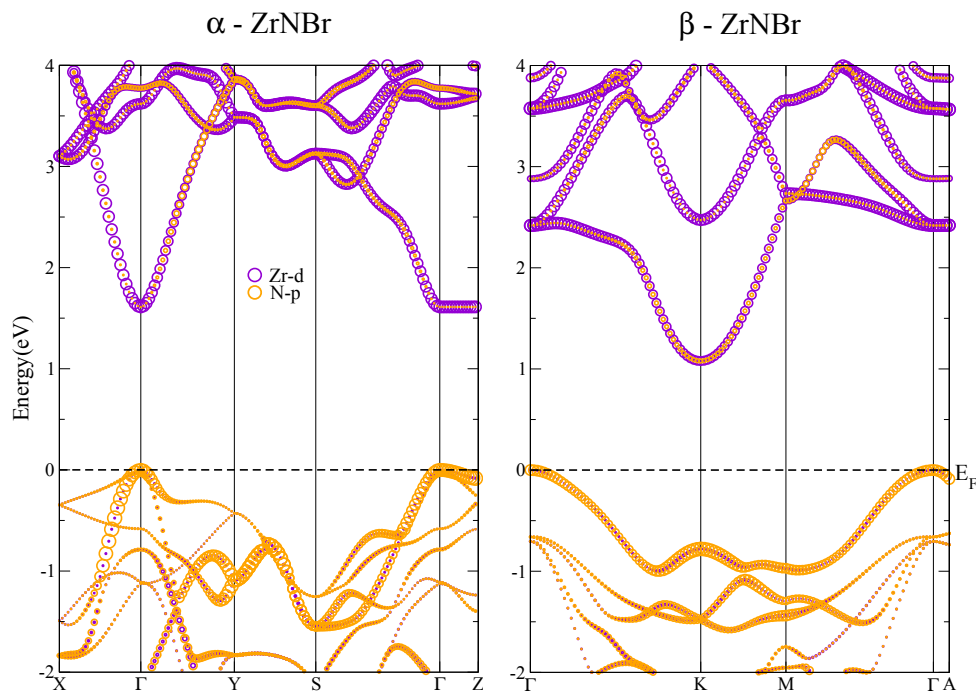


Figure 6. Band structures of α and β - ZrNBr . The size of the dots indicate the contribution from the atomic-orbitals. Zr- d states are purple, N- p states orange.

of compounds is not very dependent on the amount of doping and one might speculate that the change in M - M distance is the most important factor for the appearance of superconductivity. [2] After a critical doping level necessary to induce the shift in M distance, T_c is more or less independent of the dopant concentration. [7]

The proximity to a d^1 configuration of the metal allows for the comparison with other layered early transition metal chalcogenides that become superconducting upon doping as well, such as $TaSe_2$ or Spinel as $LiTi_2O_4$. [22, 24] The crystal structures of these compounds also allow for direct M - M interaction due to corner sharing octahedra or trigonal prisms. $TiNCl$ can also be described as sheets of distorted edge sharing TiN_4Cl_2 octahedra. Upon Li-intercalation the distortion reduces, due to the reduction in Ti-Ti distance. We conjecture that it is the local bonding and symmetry that is important for superconductivity for this class of materials together with structure types that have the necessary flexibility. The observation of close M - M distances has also been made in $LnNi_2B_2C$, during the discussion of the importance of phonons for superconductivity in this class of compounds. [25, 26, 27] Furthermore, the iron based high- T_c superconductors crystallize in derivatives of the anti-PbFCl structure, with the structural motive of edge sharing tetrahedra, which allows for strong M - M interactions and leads to a complex magnetic phenomenology. [28] As an example, the T_c of the $REOFeAs$ systems is highest when the angle of the edge sharing tetrahedra is closest to the perfect tetrahedral angle. [29, 30] Another example is the superconducting non-magnetic structural analog of $LiFeAs$, $NaAlSi$, where a short Al-Al distance leads to a very dispersive band close to the Fermi level. [31]

5. Conclusion

We showed that there is a close connection between the electronic structure of α - $TiNCl$ and β - $ZrNCl$, despite their different lattice symmetries, i.e. orthorhombic and hexagonal. Both compounds show strong in plane M - N bonding and are band insulators. Upon doping the M - M distance decreases, which leads to M - M interactions that give rise to a single band composed of mostly in plane metal d -states that shows a tendency towards nesting, which is not surprising due to the similarities of the compounds to known charge density wave systems. [22] We conjecture that the local bonding properties in connection with certain structural motives and the vicinity of an electronic instability, allow for the most probably unconventional superconductivity in this class of compounds. The example of $ZrNBr$ which is superconducting in both α and β structures further supports this idea. It is this proximity to a charge density wave instability that makes this class of compounds special and distinguishes them from the cuprates where the mechanism is most probably spin-mediated. This can be put in perspective with a larger class of known superconductors such as early transition-metal chalcogenides, spinels, borocarbides and even Fe-based superconductors that show similar fingerprints in their electronic structure and bonding motives.

Acknowledgments

We would like to acknowledge helpful discussions with Robert J. Cava. This work was supported by the DFG within the SPP 1458.

- [1] Yamanaka S, Hotehama K i and Kawaji H 1998 *Nature* **392** 580–582
- [2] Yamanaka S 2010 *Journal of Materials Chemistry* **20** 2922–2933
- [3] Schurz C M, Shlyk L, Schleid T and Niewa R 2011 *Zeitschrift für Kristallographie* **226** 395–416
- [4] Yamanaka S, Yasunaga T, Yamaguchi K and Tagawa M 2009 *Journal of Materials Chemistry* **19** 2573–2582
- [5] Tou H, Maniwa Y and Yamanaka S 2003 *Phys. Rev. B* **67**(10) 100509
- [6] Kitora A, Taguchi Y and Iwasa Y 2007 *Journal of the Physical Society of Japan* **76**
- [7] Taguchi Y, Kitora A and Iwasa Y 2006 *Phys. Rev. Lett.* **97**(10) 107001
- [8] Akashi R, Nakamura K, Arita R and Imada M 2012 *Phys. Rev. B* **86**(5) 054513
- [9] Yin Z P, Kutepov A and Kotliar G 2013 *Phys. Rev. X* **3**(2) 021011
- [10] Istomin S Y, Köhler J and Simon A 1999 *Physica C: Superconductivity* **319** 219–228
- [11] Woodward P and Vogt T 1998 *Journal of Solid State Chemistry* **138** 207–219
- [12] Yin Q, Ylvisaker E R and Pickett W E 2011 *Phys. Rev. B* **83**(1) 014509
- [13] Juza R and Heners J 1964 *Zeitschrift für anorganische und allgemeine Chemie* **332** 159–172
- [14] Shamoto S, Kato T, Ono Y, Miyazaki Y, Ohoyama K, Ohashi M, Yamaguchi Y and Kajitani T 1998 *Physica C: Superconductivity* **306**
- [15] Adolphson D G and Corbett J D 1976 *Inorganic chemistry*
- [16] Blaha P, Schwarz K, Madsen G, Kvasnicka D and Luitz J 2001 *WIEN2k, An Augmented Plane Wave+ Local Orbitals Program for calculating Crystal Properties, Technische Universität Wien, Austria*
- [17] D J Singh and Nordström L 2006 *Planewaves, Pseudopotentials, and the LAPW Method, Springer, New York, 2nd ed.*
- [18] Madsen G K H, Blaha P, Schwarz K, Sjöstedt E and Nordström L 2001 *Physical Review B* 195134
- [19] Sjöstedt E, Nordström L and Singh D J 2000 *Solid State Communications* **114** 15–20 ISSN 0038-1098
- [20] Perdew J P, Burke K and Ernzerhof M 1996 *Physical Review Letters* **77** 3865
- [21] Felser C and Seshadri R 1999 *J. Mater. Chem.* **9**(2) 459–464
- [22] Gabovich A, Voitenko A, Annett J and Ausloos M 2001 *Superconductor Science and Technology* **14** R1
- [23] Fogg A M, Green V M and O’Hare D 1999 *Journal of Materials Chemistry* **9** 1547–1551
- [24] Johnston D, Prakash H, Zachariasen W and Viswanathan R 1973 *Materials Research Bulletin* **8** 777–784
- [25] Loureiro S, Kealhofer C, Felser C and Cava R 2001 *Solid State Communications* **119** 675 – 679 ISSN 0038-1098
- [26] Mattheiss L, Siegrist T and Cava R 1994 *Solid State Communications* **91** 587–590
- [27] Simon A, Bäcker M, Henn R, Felser C, Kremer R, Mattausch H and Yoshiasa A 1996 *Zeitschrift für anorganische und allgemeine Chemie* **622** 123–137
- [28] Johrendt D, Hosono H, Hoffmann R D and Pöttgen R 2011 *Zeitschrift für Kristallographie* **226** 435–446
- [29] Lee C H, Iyo A, Eisaki H, Kito H, Fernandez-Diaz M T, Ito T, Kihou K, Matsuhata H, Braden M and Yamada K 2008 *Journal of the Physical Society of Japan* **77**
- [30] Mizuguchi Y, Hara Y, Deguchi K, Tsuda S, Yamaguchi T, Takeda K, Kotegawa H, Tou H and Takano Y 2010 *Superconductor Science and Technology* **23** 054013
- [31] Schoop L, MÜchler L, Schmitt J, Ksenofontov V, Medvedev S, Nuss J, Casper F, Jansen M, Cava R and Felser C 2012 *Physical Review B* **86** 174522