

# Solution of the Voter Model by Spectral Analysis

William Pickering and Chjan Lim

*Department of Mathematical Sciences, Rensselaer Polytechnic Institute, 110 8th Street, Troy, New York 12180, USA*

(Dated: February 29, 2024)

An exact spectral analysis of the Markov Propagator for the Voter model is presented for the complete graph, and extended to the complete bipartite graph and uncorrelated random networks. Using a well-defined Martingale approximation in diffusion-dominated regions of phase space, which is almost everywhere for the Voter model, this method is applied to compute analytically several key quantities such as exact expressions for the  $m$  time step propagator of the Voter model, all moments of consensus times, and the local times for each macrostate. This spectral method is motivated by a related method for solving the Ehrenfest Urn problem and by formulating the Voter model on the complete graph as an Urn model. Comparisons of the analytical results from the spectral method and numerical results from Monte-Carlo simulations are presented to validate the spectral method.

## I. INTRODUCTION

Quantitative insight into social opinion dynamics can be found from a modeling perspective. The range of stochastic models for opinion dynamics can be conveniently viewed as comprising two main types: (I) Diffusion-dominated (II) Deterministic drift dominated. One of the most well studied of the former is the Voter model [1, 2]. This model has been solved analytically for several quantities [3–7], and is known to be a perfect Martingale system on a complete graph. The second class consists largely of stochastic models for social opinion dynamics where the deterministic drift terms are significant for all population sizes while the noise terms decreases with population sizes. Important examples of the second class of models are the Naming games [8, 9].

We focus on formulating the Spectral method and using it to solve the Voter model in this paper. Besides opinion dynamics, it also has applications in many areas of physical science, such as particle interactions and kinetics of catalytic reactions [6]. However, social opinion dynamics is a typical view of this particle interaction model, where there are two opposing opinions in a political discussion. Another interpretation of the voter model is that species compete for territories, where a change in state corresponds to and invasion [2, 11]. The fundamental social assumption about these social models is that individuals are strongly influenced by the beliefs of their neighbors. This is particularly noticeable when there is a fraction of committed agents in the system. For some social models, a tipping point is observed in minority opinion over a critical value of these individuals [8, 10]. Other extensions and generalizations of the Voter model also have been studied in detail [12–17].

A specific and direct application of the voter model is to population genetics. In the context of a binary coded genetic algorithm, the voter model on a complete graph can be interpreted as the crossover operator of bit strings over a single bit. This is the exchange of bits once two parent strings have been selected [18]. The voter model is an instance of the genetic algorithm that examines the case where selection is uniform (constant fitness), only one child string is generated per crossover, and there are

no mutations. A biased voter model, which introduces a fitness value for each state, also has been studied [12]. The genetic algorithm, with or without mutations, is a subject of interest from an analytical perspective [18–20]. The work presented here will provide some additional analytical insight into unbiased genetic drift.

Many mathematical models for opinion dynamics, including the Voter model, can be viewed as discrete time Markov chains. It is known that the eigenvalues and eigenvectors of the transition matrix of the Markov chain have a vital role in the dynamics of the model. In general, the second largest eigenvalue is related to an approximate rate of convergence to stochastic equilibrium and/or absorbing states [21]. For the Voter model, this is when all nodes have the same state. All dynamics of the model halt entirely once this network state is attained. On a connected graph, the expected time to attain this unanimous state can be bounded in terms of the spectral gap of the transition matrix [22]. The estimates for the expected time to consensus that we provide are tighter than the bounds given in Cooper *et al.* [22], however we do not propose that our estimates hold for all connected networks. In addition, if one had access to the complete spectral decomposition of the transition matrix, then any future probability distribution can be computed in closed form. In this paper, we offer a method for finding a closed form solution of the spectral problem that yields such a decomposition for the voter model on the complete graph, complete bipartite graph, and uncorrelated degree heterogeneous networks.

The Voter model on the complete graph can be cast as an urn problem related to but distinct from the Ehrenfest model [23]. The classical Ehrenfest Urn problem consists of two urns with  $N$  balls divided amongst them. In a single time step, one ball is chosen at random and is transferred to the other urn. This process is repeated ad infinitum. In the urn formulation of the Voter model on the complete graph, two balls are selected, one after the other. After selection, both of the balls are placed in the urn from which the second ball came. A closed form diagonalization of the Markov transition matrix for the Ehrenfest model was found by Mark Kac in 1947 using similar techniques we will utilize here [24]. We will

propose a generalization of those techniques which allows us to solve the spectral problem for the Voter model. This particular solution of the Voter model will give exact analytical expressions for several quantities of interest. In particular, we can estimate the moments of the consensus time for each graph. For the complete graph, we will find the solution of the spectral problem exactly, which yield further results. One such result is the expected time spent on each macrostate prior to reaching consensus.

The outline of the paper is as follows. Section II will describe more of the details of the model and the associated random walk on the complete graph. In section III, we shall derive a straightforward procedure to exactly solve the corresponding eigenvalue problem of the Markov transition matrix. With such a solution, one can compute the probability distribution at any future time in closed form. In section IV, we use this solution to find two quantities for the complete graph model: the expected time before reaching consensus and the expected time spent at each macrostate. These expressions are functions of the initial probability distribution, which is kept arbitrary. Sections V and VI will consider the complete bipartite graphs and the uncorrelated heterogeneous random networks by extending the complete graph solution. For these networks, we simplify the model by assuming that the system is diffusion dominated, since this is the primary avenue towards consensus [12].

## II. THE 2-STATE VOTER MODEL

We begin by assuming that the Voter model is imposed upon a complete graph of  $N$  nodes. More general graphs have been studied as well [3, 12, 25, 26]. Sections V and VI below shall apply this theory to more general networks. Regardless of network topology, each node is assigned one of two states,  $A$  or  $B$ . In a single time step, a node is chosen randomly and will assume the state of one of its neighbors, also chosen randomly [2]. In this procedure, it is possible that the network state may remain unchanged for several time steps.

Let  $n_A(m)$  and  $n_B(m)$  represent the total number of agents taking opinion  $A$  and  $B$  respectively at discrete time  $m$ . Since the total number of nodes must be conserved and all nodes must take one of these two opinions,  $n_A(m) + n_B(m) = N$ . Since  $N$  is a constant, this will allow us to simplify the model to a random walk in a single variable, say  $n_A$ .

Now let us formalize the problem as a random walk in  $n_A$ . We write it as

$$n_A(m+1) = n_A(m) + \Delta n_A(m). \quad (1)$$

For a given time step  $m$ ,  $n_A$  is considered to be a known constant, and the random behavior is exhibited in  $\Delta n_A$ . Since only a single node is updated per time step,  $\Delta n_A$  only takes values from  $\{-1, 0, 1\}$ . Let  $p_j = \frac{j(N-j)}{N(N-1)}$ . Then, from the definition of the model, the probabilities

of taking these values are

$$Pr\{\Delta n_A(m) = 1 \mid n_A(m) = j\} = p_j, \quad (2)$$

$$Pr\{\Delta n_A(m) = -1 \mid n_A(m) = j\} = p_j, \quad (3)$$

$$Pr\{\Delta n_A(m) = 0 \mid n_A(m) = j\} = 1 - 2p_j. \quad (4)$$

Thus, the random walk is determined given an initial condition for  $n_A(0)$ .

### A. Markov Propagator By Generating Functions

In this section, we will outline a general procedure that provides a recurrence relation for the probability distribution of general random walks. The strategy is to construct a sequence of generating functions for the probability distribution of the random walk. This process can also be applied to other models, incomplete graphs, or to multiple dimensions. An advantage of this approach is that it is highly generalizable in these ways and only requires minor modification to do so. The procedure can be applied to find the probability distribution of either the microstates or the macrostates of the model. Here, the macrostate approach will be utilized since the model is imposed on a complete graph.

To begin, represent the probability distribution in generating function form. Let  $a_j^{(m)} = Pr\{n_A(m) = j \mid n_A(0) = n\}$ . We introduce a sequence of generating functions  $R^{(m)}(x) = \sum_j a_j^{(m)} x^j$  and seek to find a relationship between  $R^{(m+1)}(x)$  and  $R^{(m)}(x)$ . From the random walk form of the model, the probability generating function for  $\Delta n_A$  is  $D_j(x) = p_j x + (1 - 2p_j) + p_j x^{-1}$ . We will make use of the following properties of generating functions in the derivations to follow:

*Product rule:* If  $X$  and  $Y$  are integer random variables with probability generating functions  $F(x)$  and  $G(x)$  respectively, then the generating function of  $X + Y$  is  $F(x)G(x)$ .

*Sum rule:* If the probability space is partitioned into  $N$  events, each with generating function  $F_j(x)$ , then the generating function for the entire space is  $\sum_{j=1}^N F_j(x)$  [27–29].

For time step  $m$ , suppose that  $n_A(m) = j$ . Note that  $a_j^{(m)} x^j$  is the corresponding generating function for this event. Now, utilize the product rule in equation (1) to deduce that the probability generating function for time  $m+1$  is  $a_j^{(m)} x^j D_j(x)$  in the event that  $n_A(m) = j$ . By the sum rule, we have that

$$R^{(m+1)}(x) = \sum_{j=0}^N a_j^{(m)} x^j D_j(x). \quad (5)$$

This is the generating function form of the Markov propagator of the random walk. This can be easily generalized

to other models simply by specifying the appropriate expression for  $D_j(x)$  in equation (5). For the given network topology, the sum is simple enough to collect terms and obtain an explicit equation for the propagator:

$$a_j^{(m+1)} = p_{j-1}a_{j-1}^{(m)} + (1 - 2p_j)a_j^{(m)} + p_{j+1}a_{j+1}^{(m)}. \quad (6)$$

While the procedure to find a relationship between  $R^{(m+1)}$  and  $R^{(m)}$  can be highly generalizable, we pose a new power series that will be utilized directly to solve the formulation in equation (6). Let  $Q^{(m)}(x, y) = \sum_j a_j^{(m)} x^j y^{N-j}$ . Some properties of generating functions of this type are listed below:

1. Multiply  $Q^{(m)}$  by  $x/y$  to shift  $a_j^{(m)} \rightarrow a_{j-1}^{(m)}$ .
2. Multiply  $Q^{(m)}$  by  $y/x$  to shift  $a_j^{(m)} \rightarrow a_{j+1}^{(m)}$ .
3. The generating function for  $p_j a_j^{(m)}$  is  $\frac{xy}{N(N-1)} Q_{xy}^{(m)}$ .

Using these properties, we rewrite equation (6) as

$$(x - y)^2 Q_{xy}^{(m)} = N(N - 1) \Delta_{+m} Q^{(m)}. \quad (7)$$

Here,  $\Delta_{+m}$  is the forward difference operator in the discrete variable  $m$ . The goal of the subsequent section is to solve this equation explicitly to find the probability distribution for arbitrary time steps. To do so, we turn to the spectral problem.

### III. THE SPECTRAL PROBLEM

It is clear from equation (6) that the future probability distribution can be expressed as a tri-diagonal transition matrix multiplied by the probability vector  $\mathbf{a}^{(m)} = [a_j^{(m)}]_{j=1}^N$ . Solving the spectral problem provides a basis for the initial distribution, which allows future time steps to be computed in closed form. We shall find the solution to this problem here.

#### A. Matrix Eigenvalue Problem

For eigenvalue  $\lambda$  with eigenvector  $\mathbf{v} = [c_j]_{j=0}^N$ , we have that the spectral problem for the propagator can be written as

$$p_{j-1}c_{j-1} + (1 - 2p_j)c_j + p_{j+1}c_{j+1} = \lambda c_j. \quad (8)$$

The solution to the problem begins by defining a multivariate generating function for  $c_j$  as

$$G(x, y) = \sum_j c_j x^j y^{N-j}. \quad (9)$$

We seek a differential equation for the eigenvalue problem. This procedure is similar to Kac's solution of the

Ehrenfest model [24]. Here, however, we will obtain a PDE instead of an ODE. Using the formulation in section II gives the following partial differential equation for  $G$ :

$$(x - y)^2 G_{xy} = N(N - 1)(\lambda - 1)G. \quad (10)$$

Note that this equation has no boundary or initial conditions. To find the appropriate solutions to this equation, we require that it must take the form specified in equation (9), not all coefficients  $c_j = 0$ , and that  $c_j = 0$  for  $j < 0$  and  $j > N$ .

To solve this, use the change of variables  $u = x - y$  and  $H(u, y) = G(x, y)$  to transform the partial differential equation into

$$u^2(H_{uy} - H_{uu}) = N(N - 1)(\lambda - 1)H. \quad (11)$$

Since this is a linear change of variables, we still expect solutions to be of the form  $H(u, y) = \sum_j b_j u^j y^{N-j}$ . Substituting this into the new partial differential equation for  $H$  and collecting like terms will give the difference equation for  $b_j$ :

$$(j - 1)(N - j + 1)b_{j-1} = (j(j - 1) + N(N - 1)(\lambda - 1))b_j. \quad (12)$$

Recall that we had required  $c_j = 0$  for  $j < 0$  and  $j > N$ . This is also true for  $b_j$  since we applied a linear transformation. Therefore, this difference equation would suggest that every  $b_j = 0$  unless it has singular behavior for some value of  $j \in \{0 \dots N\}$ , say when  $j = k$ . At this singular point, set the coefficient of  $b_k$  to 0. This allows the value of  $b_k$  to be non-zero, and thus not all  $b_j = 0$ . This argument determines the set of eigenvalues, which are found to be

$$\lambda_k = 1 - \frac{k(k - 1)}{N(N - 1)}, \quad k = 0 \dots N. \quad (13)$$

Now we can find the eigenvectors. Since the equation for  $b_j$  has singular behavior at  $b_k$ , the value at this point is arbitrary. This is expected, since any multiple of an eigenvector remains an eigenvector. Without any loss, let  $b_k = 1$ . Now we can ascertain the explicit solution for  $b_j$  when  $k < j$ :

$$b_j = \prod_{i=k+1}^j \frac{(i - 1)(N - i + 1)}{N(N - 1)(\lambda_k - 1) + i(i - 1)}. \quad (14)$$

When  $j < k$ , we have  $b_j = 0$ . Thus all values of  $b_j$  are determined for a given eigenvalue  $\lambda_k$ . Note that in (14), the requirement that  $b_j = 0$  is satisfied when  $j > N$ .

Now, we use  $b_j$  to find the components of the eigenvector,  $c_j$ . To do this, express  $H(u, y)$  in the original  $x, y$

variables to obtain

$$G(x, y) = H(u, y) \quad (15)$$

$$= \sum_i b_i (x - y)^i y^{N-i} \quad (16)$$

$$= \sum_{i=0}^N \sum_{j=0}^i (-1)^{i-j} b_i \binom{i}{j} x^j y^{N-j} \quad (17)$$

$$= \sum_{j=0}^N \sum_{i=j}^N (-1)^{i-j} b_i \binom{i}{j} x^j y^{N-j}. \quad (18)$$

Therefore  $c_j = \sum_{i=j}^N (-1)^{i-j} b_i \binom{i}{j}$ , and thus the spectral problem is solved in closed form.

### B. Differential Eigenvalue Problem

In this section, we will examine the eigenvectors in more detail. In particular, we wish to consider the thermodynamic limit of the model as  $N \rightarrow \infty$  and study the behavior of the eigenvectors. To do this, note that the spectral problem can be posed as

$$\Delta_j^2(p_j c_j) = (\lambda_k - 1)c_j, \quad (19)$$

where  $\Delta_j^2$  is the second centered difference operator over the discrete variable  $j$ . Let  $x_j = j/N$ ,  $\Delta x = 1/N$  and  $u(x_j) = c_j$ . Then,

$$\frac{\Delta_j^2(p_j u(x_j))}{\Delta x^2} = N^2(\lambda_k - 1)u(x_j). \quad (20)$$

Thus, take  $N \rightarrow \infty$  to obtain the differential equation for the eigenfunctions of the continuous time propagator:

$$\frac{d^2}{dx^2}[x(1-x)u(x)] = -k(k-1)u(x). \quad (21)$$

Expanding all derivatives yields

$$x(1-x)\frac{d^2 u}{dx^2} + (2-4x)\frac{du}{dx} + (k(k-1)-2)u = 0, \quad (22)$$

which is valid on  $0 < x < 1$ . This is a form of the hypergeometric differential equation, and as such, the basis for the solutions are

$$u_k(x) = {}_2F_1(k+1, 2-k, 2, x) \quad (23)$$

for  $k = 0, 1, 2, \dots$ . This is a special case of the hypergeometric function in which the series expression terminates for each  $k$  [30]. This implies that the  $k$ th eigenvector of the voter model approaches a polynomial of degree  $k-2$  as  $N \rightarrow \infty$ . When  $k = 0$  and  $k = 1$ , the solution is  $u(x) = 0$ . This differential equation does not describe the behavior of the eigenvectors at the boundary, which explains why the first two eigenfunctions are trivial. In figure 1, the seventh eigenvector for the discrete model when  $N = 100$  has very close agreement with the continuous solution posed in (23).

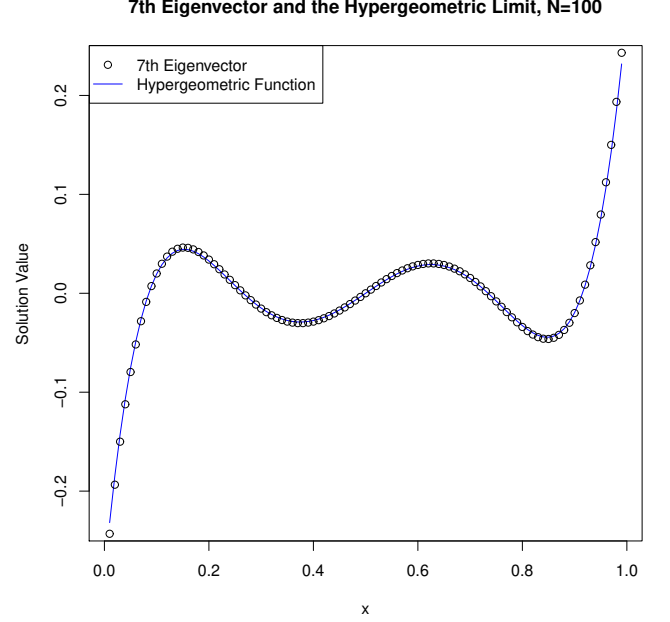


FIG. 1. 7th Eigenvector of the discrete problem plotted with the exact solution for the limit as  $N \rightarrow \infty$ . The hypergeometric function in the figure is a fifth degree polynomial.

## IV. APPLICATIONS OF THE SPECTRAL SOLUTION

The solution of the spectral problem yields exact expressions for the probability distribution at any future time step. With such a strong result, quantities that depend on macro-state probabilities naturally follow from it. In this section, we will apply the solution of the spectral problem to find two quantities. The first is the expected time for the system to reach consensus and the second is the expected time spent at each macro-state before consensus, which is known as the local times. Both quantities are considered functions of the initial distribution of macro-states.

### A. Moments of Consensus Time

A topic of particular importance with social models such as this is the expected time until all agents in the network have the same state. Once such a state is achieved, the dynamics halt entirely. In this section, we will provide exact expressions for not only the consensus time, but all moments thereof. This calculation depends on the initial distribution of the model; however an estimate that is independent of initial data shall also be determined. In deriving the asymptotic bound that is independent of initial distribution, the methods shall be left general enough to apply to any of the networks we consider below. It is important to note that we use the

term *time* to mean *iterations* of the voter model since the spectrum is utilized at the discrete level.

We start by finding the exact solution to the moments of consensus time on the complete graph. We know that if  $q_m$  is the probability of reaching consensus at step  $m$ , then the  $p$ th moment of consensus time is  $\sum_{m=1}^{\infty} q_m m^p$ . We can determine  $q_m$  from the boundary conditions of the transition equation. The probability of reaching consensus at time step  $m+1$  is the probability that the model is in consensus at time  $m+1$  minus the probability it was already in consensus at time  $m$ . Symbolically, this is  $q_{m+1} = a_{0,N}^{(m+1)} + a_{N-1}^{(m+1)} - a_{0,N}^{(m)} - a_{N-1}^{(m)}$ . Now from the boundary conditions, we have that

$$a_{0,N}^{(m+1)} - a_{0,N}^{(m)} = \frac{1}{N} a_{1,N-1}^{(m)} \quad (24)$$

where we define  $a_{0,N}^{(m)}$  to mean that this equation applies to either boundary  $a_{0,N}^{(m)}$  or  $a_{N-1}^{(m)}$  respectively. Thus  $q_m = (a_{1,N-1}^{(m-1)} + a_{N-1}^{(m-1)})/N$ . Let  $\mathbf{v}_k$  be the  $k$ th eigenvector determined by combining equations (14) and (18) from section III. If we let  $\mathbf{a}^{(m)}$  takes components  $a_j^{(m)}$ , then we can express any such distribution as  $\mathbf{a}^{(m)} = \sum_{k=0}^N d_k \lambda_k^m \mathbf{v}_k$ . Here,  $d_k$  is the initial probability distribution expressed in the eigenbasis determined by solving the equation  $\mathbf{V}\mathbf{d} = \mathbf{a}^{(0)}$ , where  $\mathbf{V}$  is the matrix whose columns are  $\mathbf{v}_k$ . We only need components 2 and  $N-1$  from this expression, so we let  $s_k = d_k \{[\mathbf{v}_k]_2 + [\mathbf{v}_k]_{N-1}\}$  and write

$$a_1^{(m)} + a_{N-1}^{(m)} = \sum_{k=2}^N s_k \lambda_k^m. \quad (25)$$

We exclude the  $k=0$  and  $k=1$  terms since  $a_1^{(m)}$  and  $a_{N-1}^{(m)}$  are independent of those eigenvectors. We now can write the  $p$ th moment of the time to consensus as

$$E[T^p | \mathbf{a}^{(0)} = \mathbf{V}\mathbf{d}] = \sum_{m=1}^{\infty} \frac{1}{N} \sum_{k=2}^N s_k \lambda_k^{m-1} m^p \quad (26)$$

$$\sim \sum_{k=2}^N \frac{1}{N} s_k \frac{p!}{(1 - \lambda_k)^{p+1}} \quad (27)$$

$$= p! [N(N-1)]^{p+1} \sum_{k=2}^N \frac{s_k}{[k(k-1)]^{p+1}}. \quad (28)$$

Now let us estimate this quantity to ascertain asymptotic information of the moments of consensus times. The process outlined here will apply to general networks, not just the complete graph. Let  $S^{(m)}$  be the probability that the system is not in consensus at time  $m$ . This is identical to the sum over probability of all non-consensus states. As these interior probabilities are independent of the eigenvectors corresponding to equilibrium, they are

dominated by the second largest eigenvalue,  $\lambda_2$ . Since there is no drift, we have that  $S^{(m)} = O(\lambda_2^m)$ .

To find the moments, we need the probability of entering consensus at time  $m$ . In this notation, we have that  $q_m = S^{(m-1)} - S^{(m)} = O(\lambda_2^m (\frac{1-\lambda_2}{\lambda_2}))$ . Therefore, we have that the moments of consensus time can be bounded as follows:

$$E[T^p] = \sum_{m=0}^{\infty} q_m m^p \quad (29)$$

$$= \frac{1-\lambda_2}{\lambda_2} \sum_{m=0}^{\infty} O(\lambda_2^m) m^p \quad (30)$$

$$\sim \frac{1-\lambda_2}{\lambda_2} O\left(\frac{p! \lambda_2^{p+1}}{(1-\lambda_2)^{p+1}}\right) \quad (31)$$

$$= O\left(\frac{p! \lambda_2^p}{(1-\lambda_2)^p}\right) \quad (32)$$

This is a uniform estimate for general initial probability distributions for the  $p$ th moment of consensus times of the model. For the expected time to consensus ( $p=1$ ) on the complete graph the asymptotic behavior of the expected time to consensus is quadratic with  $N$ , which is consistent with previous results [12, 25, 31]. Using continuous time methods, the expected number of iterations to reach consensus given a opinion density  $\rho$  is  $E[T] = N^2 \left[ (1-\rho) \ln \frac{1}{1-\rho} + \rho \ln \frac{1}{\rho} \right]$  [12]. The exact solution and the bound we found here are improvements upon this result since it provides an expression for all moments of consensus time, the solution valid even for small values of  $N$  or crowds, and the theory can be applied to general initial probability distributions. Furthermore, the derivation can be applied to any of the networks we shall consider.

## B. Local Times

We define *local times* as the expected frequency of visitations of each macro-state of the random walk prior to consensus. Unlike the consensus time, local times will be organized as a vector whose components correspond to each state. The consensus states are not included because are understood to have an infinite local time. For non-consensus states, we expect local times to be finite since the consensus time is also finite. Local times are more detailed quantities than the consensus time since the sum of all local times is identical to the consensus time. We shall assume throughout that the model is on the complete graph.

### 1. Discrete Time Solution

Since the solution of the spectral problem on the complete graph is known, computing local times becomes

straightforward. Let  $M_j(m)$  be the total number of visitations of macrostate  $j$  by time  $m$  and let  $\Delta M_j(m) = M_j(m) - M_j(m-1)$ . Note that  $M_j(m)$  depends on the outcome of the random walk for  $n_A$ . Since  $a_j^{(m)}$  is defined as the probability that  $n_A(m) = j$ , we have that  $\Delta M_j(m)$  takes value 1 with probability  $a_j^{(m)}$ . Otherwise, it takes value 0. Thus, for  $j = 1 \dots N-1$ , we can write the local time as

$$E[M_j] = \sum_{m=0}^{\infty} E[\Delta M_j(m)] = \sum_{m=0}^{\infty} a_j^{(m)}. \quad (33)$$

We can use the solution to the spectral problem to compute this infinite series exactly. Let  $\mathbf{M}$  be a vector whose components are  $E[M_j]$ . Also, letting  $d_k$  be the initial distribution of the macrostates expressed in the eigenbasis, we have that the time  $m$  probability distribution is  $\mathbf{a}^{(m)} = \sum_{k=0}^N d_k \lambda_k^m \mathbf{v}_k$ . The  $k=0$  and  $k=1$  terms in the sum are the contributions of the consensus states to the probability distribution. Since consensus is a frozen state, the probability distribution for the relevant macrostates are independent of the first two terms in this sum. The local times can be found once these terms are discarded:

$$\mathbf{M} = \sum_{m=0}^{\infty} \sum_{k=2}^N d_k \lambda_k^m \mathbf{v}_k \quad (34)$$

$$= N(N-1) \sum_{k=2}^N \frac{d_k}{k(k-1)} \mathbf{v}_k \quad (35)$$

The first and last components of this vector are irrelevant since it is understood that  $M_0 = M_N = \infty$ . The remaining components of  $\mathbf{M}$  are the exact values for the local times.

We perform Monte Carlo simulation to reinforce this result. Three cases of the initial distribution are considered:  $a_j^{(0)} = \delta_{j,N/2}$ ,  $a_j^{(0)} = \delta_{j,N/4}$ , and  $a_j^{(0)} = \frac{1}{N+1} \forall j = 0 \dots N$ . Figure 2 shows that there is good agreement between the exact solutions and the results from the simulations. A particularly interesting case is when the initial distribution is uniform. This distribution happens to be the eigenvector corresponding to the second largest eigenvalue of the transition matrix. So, in equation (35), we know that  $d_2 = \frac{1}{N+1}$  and  $d_k = 0$  otherwise. Therefore, the time spent at each macrostate is also uniform with value  $\frac{N(N-1)}{2(N+1)} \sim \frac{N}{2}$ .

## 2. Continuous Time Solution

Here, we will find the expected time spent per macrostate as  $N \rightarrow \infty$  using continuous time methods. While the discrete time solution is valid for every  $N$ , the continuous time solution will provide some additional insight

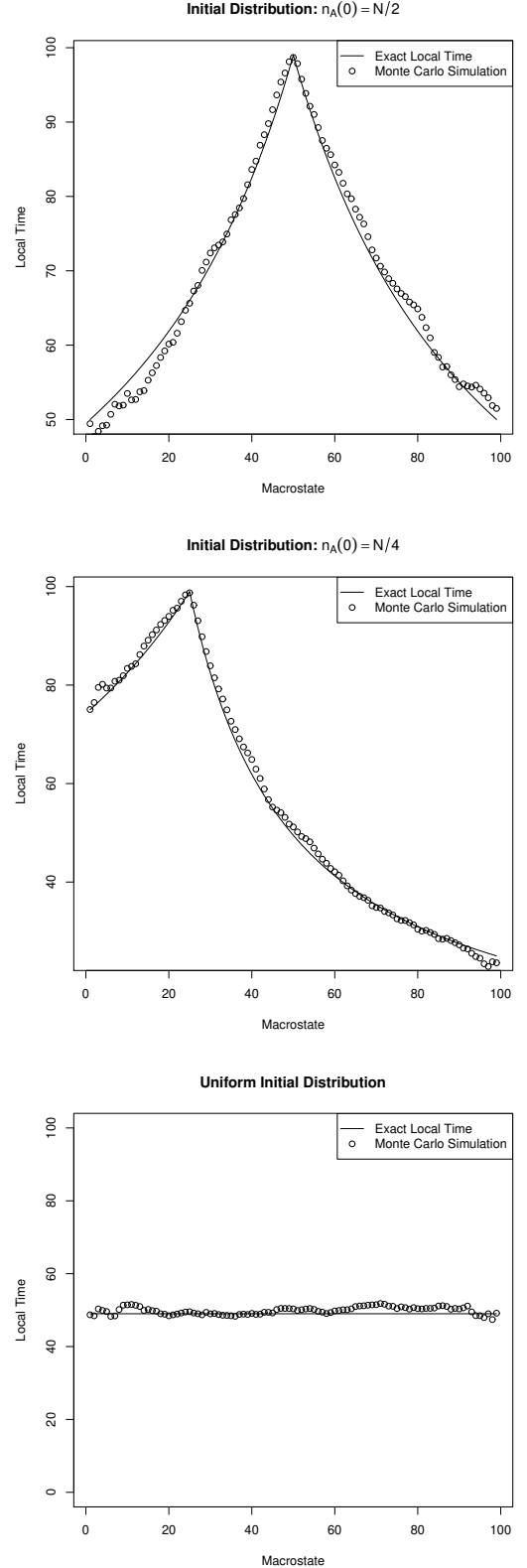


FIG. 2. Three cases of the initial distribution are examined. The exact expression for the local time in equation (35) is compared with averaged results from a Monte Carlo simulation over 3000 runs of the voter model when  $N = 100$ .

into its behavior for large  $N$ . Let  $\rho_j = j/N$ ,  $t_m = m/N$ , and  $u(\rho_j, t_m) = Na_j^{(m)}$ . Using this, the Fokker-Plank equation for the model is

$$\frac{\partial u}{\partial t} = \frac{1}{N} \frac{\partial^2}{\partial \rho^2} [\rho(1 - \rho)u(\rho, t)]. \quad (36)$$

Furthermore, let  $M(\rho)$  be the expected time spent at density  $\rho$  prior to consensus. As  $N \rightarrow \infty$ , we have that

$$M(\rho) = \sum_{m=0}^{\infty} a_j^{(m)} \rightarrow \int_0^{\infty} u(\rho, t) dt. \quad (37)$$

Now, integrate equation (36) from  $t = 0$  to  $t = \infty$  to obtain

$$u(\rho, \infty) - u(\rho, 0) = \frac{1}{N} \frac{\partial^2}{\partial \rho^2} [\rho(1 - \rho)M(\rho)]. \quad (38)$$

Since the system reaches consensus in finite time, we have that  $u(\rho, \infty) = 0$ . Let  $f(\rho) = u(\rho, 0)$  and  $T(\rho) = \rho(1 - \rho)M(\rho)/N$ . Then, the problem becomes

$$-f(\rho) = \frac{\partial^2 T}{\partial \rho^2} \quad (39)$$

with boundary conditions  $T(0) = T(1) = 0$ . The solution of this problem is found by determining the Green's function of the differential operator [32]. For this problem, the Green's function is given by

$$\tilde{g}(\rho, \xi) = \begin{cases} \rho(1 - \xi), & \rho < \xi \\ \xi(1 - \rho), & \rho > \xi \end{cases}. \quad (40)$$

With this solution, we have that

$$T(\rho) = \int_0^1 f(\xi) \tilde{g}(\rho, \xi) d\xi. \quad (41)$$

Therefore, the expression for local time for large  $N$  is

$$M(\rho) \sim N \int_0^1 f(\xi) g(\rho, \xi) d\xi. \quad (42)$$

where

$$g(\rho, \xi) = \begin{cases} \frac{1-\xi}{1-\rho}, & \rho < \xi \\ \frac{\xi}{\rho}, & \rho > \xi \end{cases}. \quad (43)$$

The Green's function  $g(\rho, \xi)$  is the solution to local times when the initial density is specified as a given value  $\xi$ . Furthermore, when the initial probability distribution is uniform, the solution is also uniform with value  $M(\rho) = N/2$  as we have observed with the discrete formulation.

## V. THE COMPLETE BIPARTITE GRAPH

The methods we have developed for the complete graph can be extended to more complex networks. In particular, we will consider the complete bipartite graph. In this case, nodes in the network are divided into two groups. Every node in a group is connected to every node in the other group. The complete bipartite graph can also be defined as the complement of two complete graphs. Let  $N_1$  be the number of nodes in the first group and  $N_2$  be the total number of nodes in the second group. Also, let  $n_A^{(1)}(m)$  and  $n_A^{(2)}(m)$  be the number of nodes with opinion  $A$  in groups 1 and 2 respectively.

Letting  $a_{ij}^{(m)} = \text{Pr}\{n_A^{(1)}(m) = i, n_A^{(2)}(m) = j\}$  and  $Q^{(m)}(x, y, u, v) = \sum_{i,j} a_{ij}^{(m)} x^i y^{N_1-i} u^j v^{N_2-j}$ , we can use the procedure laid out in section II to find the single step propagator for the model:

$$\begin{aligned} & \left[ \frac{u(x-y)}{NN_2} - \frac{y(u-v)}{NN_1} \right] Q_{yu}^{(m)} \\ & + \left[ \frac{-v(x-y)}{NN_2} + \frac{x(u-v)}{NN_1} \right] Q_{xv}^{(m)} = \Delta_{+m} Q^{(m)}. \end{aligned} \quad (44)$$

Unlike for the complete graph, the closed form expression for the solution to the spectral problem for this equation will not be found with these methods. However, we can apply some assumptions to the system that can reduce propagator to the region of the  $(i, j)$  grid that is diffusion dominant. Then, we wish to find the approximate size of the spectral gap, since this governs the expected time to consensus. Since we need to restrict the region to estimate the spectrum, it will not allow us to find the eigenvectors exactly. As such, the more detailed solutions that depend on the behavior of the eigenvectors, such as local times, will not be found.

If we take the single step propagator to continuous time, it is known that the system approaches equilibrium when  $n_A^{(1)}/N_1 - n_A^{(2)}/N_2 \sim 0$  [12]. Furthermore, the time to reach this equilibrium state is negligible compared to the time to reach consensus. Along this line, diffusion governs the motion of the macro-state of the system instead of drift. The study of the behavior of the probability distribution is most valuable when drift can be neglected. As such, we will make this assumption to obtain

$$yu Q_{yu}^{(m)} \approx xv Q_{xv}^{(m)}. \quad (45)$$

With this simplification, there are three cases that need to be accounted for:

1.  $yu \approx xv \rightarrow Q_{yu}^{(m)} \approx Q_{xv}^{(m)}$
2.  $yu \ll xv \rightarrow Q_{xv}^{(m)} \ll Q_{yu}^{(m)}$
3.  $xv \ll yu \rightarrow Q_{yu}^{(m)} \ll Q_{xv}^{(m)}$

Consider the first case. Since  $Q_{yu}^{(m)} \approx Q_{xv}^{(m)}$ , we can combine the two terms in equation (44) together to obtain

$$\frac{(u-v)(x-y)}{N_1 N_2} Q_{yu}^{(m)} \approx \Delta_{+m} Q^{(m)}. \quad (46)$$

Letting  $G(x, y, u, v) = \sum_{ij} c_{ij} x^i y^{N_1-i} u^j v^{N_2-j}$ , the spectral problem is given by

$$(u-v)(x-y)G_{yu} \approx N_1 N_2 (\lambda - 1)G. \quad (47)$$

Let  $s = u - v$ ,  $r = x - y$ , and  $H(r, y, s, v) = G(x, y, u, v)$ . As with the complete graph, this is a linear transformation, so we expect solutions of the same form:  $H(r, y, s, v) = \sum_{ij} b_{ij} r^i y^{N_1-i} s^j v^{N_2-j}$ . The differential equation becomes

$$rs(H_{sy} - H_{rs}) \approx N_1 N_2 (\lambda - 1)H. \quad (48)$$

The corresponding difference equation for the coefficients,  $b_{ij}$ , is

$$j(N_1 - i + 1)b_{i-1,j} - ijb_{ij} \approx N_1 N_2 (\lambda - 1)b_{ij}. \quad (49)$$

With similar arguments for the complete graph, we require a singularity in this difference equation so that the solution is not trivial. Also, we assume that both sides of (49) agree to within an  $O(1)$  factor since this is an approximation of the propagator. So, we write that  $O(ij) = N_1 N_2 (\lambda - 1)$ . Taking  $i, j$  to be small yields the approximate size of the spectral gap:

$$\lambda_{ij} = 1 - O\left(\frac{1}{N_1 N_2}\right). \quad (50)$$

Note that in procedure, the same spectrum would be recovered if one were to use  $G_{xv}$  instead of  $G_{yu}$  in equation (47).

Now let us consider cases 2 and 3 together. Without loss of generality, results from case 3 can be recovered by case 2 through interchanging  $u \leftrightarrow x$ ,  $y \leftrightarrow v$ , and  $N_1 \leftrightarrow N_2$ . Physically, this corresponds to interchanging the labels on the two groups of nodes. Taking case 2 as the archetype, drop small terms to simplify the propagator to

$$\frac{ux}{N N_2} Q_{yu}^{(m)} + \frac{yv}{N N_1} Q_{yu}^{(m)} - \frac{2yu}{N_1 N_2} Q_{yu}^{(m)} \approx \Delta_{+m} Q^{(m)}. \quad (51)$$

There is no need to change variables to solve the corresponding spectral problem since the corresponding finite difference equation explicitly determines  $c_{ij}$ . Using similar arguments as in case 1, the spectral gap agrees for this case:

$$\lambda_{ij} = 1 - O\left(\frac{1}{N_1 N_2}\right). \quad (52)$$

Since this result is consistent for all regions of the  $(x, y, u, v)$  plane that we consider, we have the asymptotic form of the spectral gap.

We can find the moments of consensus times by using equation (32) from section IV. Taking  $p = 1$ , this suggests that the expected time to consensus is  $O(N_1 N_2)$ . This is consistent with continuous time analysis, which shows that the expected number iterations to reach consensus is  $E[T] = 4N_1 N_2 \left[ (1 - \omega) \ln \frac{1}{1 - \omega} + \omega \ln \frac{1}{\omega} \right]$ , where  $\omega$  is the degree weighted mean of microstates [12]. As before, this bound is valid for all initial probability distributions. However, without detailed information about the eigenvectors, we cannot extract more detailed information about the propagator than the bound on moments of consensus time.

## VI. UNCORRELATED HETEROGENEOUS NETWORKS

Here we will look into the spectrum when the Voter model is imposed on a networks with arbitrary, fixed degree sequences. The expected number of iterations to reach consensus on these networks is known to be  $O(N^2 \mu_1^2 / \mu_2)$ , where  $\mu_1$  and  $\mu_2$  are the first and second moments of the degree sequence respectively [3, 12]. We shall verify this result by investigating the spectrum of the transition matrix, which we have shown to give control over the expected time to consensus. Furthermore, we can utilize this solution to find the moments of consensus time.

To begin, we establish the following notation. Let  $\mathbf{n} \in \mathbb{Z}_2^N$  be a vector consisting of the microstates of each node in the network. Components of  $\mathbf{n}$  take value 1 when the node has state  $A$  and takes value 0 when it has state  $B$ . Let  $\mathbf{A}$  be the adjacency matrix of the network, and  $\mathbf{k} \in \mathbb{R}^N$  contain the degrees of each node. Also, let component  $k$  of  $\mathbf{n}_A(m)$  be the number of nodes with degree  $k$  that have opinion  $A$ . Let  $N_k$  be the total number of nodes with degree  $k$ . We also take  $\{\mathbf{e}_i\}_{i=1}^N$  to be the standard basis vectors for  $\mathbb{R}^N$ .

Let  $a_{\alpha}^{(m)} = \text{Pr}\{\mathbf{n}_A(m) = \alpha\}$ . Then, the single step propagator is found to be

$$\Delta_{+m} a_{\alpha}^{(m)} = \sum_k [p_{k\alpha - \mathbf{e}_k} a_{\alpha - \mathbf{e}_k}^{(m)} - (p_{k\alpha} + q_{k\alpha}) a_{\alpha}^{(m)} + q_{k\alpha + \mathbf{e}_k} a_{\alpha + \mathbf{e}_k}^{(m)}]. \quad (53)$$

Here, the transition probabilities are

$$p_{k\alpha} = \frac{1}{Nk} \sum_{i \in K} \mathbf{A} \mathbf{e}_i \cdot \mathbf{n} (1 - n_i) \quad (54)$$

$$q_{k\alpha} = \frac{1}{Nk} \sum_{i \in K} \mathbf{A} \mathbf{e}_i \cdot (\mathbf{1} - \mathbf{n}) n_i, \quad (55)$$

$$(56)$$



where  $K$  is the set of all nodes with degree  $k$ . As with the complete bipartite graph, let us assume that the system is diffusion driven. The system will quickly approach this state in  $O(N)$  steps and move towards consensus on a much slower time scale [12]. Furthermore, we replace  $\mathbf{A}$  with the mean over all adjacency matrices to give an expected time to consensus over random networks. This suggests that we take

$$A_{ij} \rightarrow \frac{k_i k_j}{N \mu_1}. \quad (57)$$

With these assumptions, we require that for each  $k$ ,

$$\frac{\alpha_k}{N_k} \approx \frac{\mathbf{k} \cdot \mathbf{n}}{N \mu_1} \quad (58)$$

$$q_{k\alpha} \sim p_{k\alpha} \sim \frac{\alpha_k(N_k - \alpha_k)}{N N_k}. \quad (59)$$

The approximation sign in equation (58) is in the sense that both sides agree to within an  $O(1)$  factor. Using these simplifications, we now write the reduced propagator as

$$\Delta a_{\alpha}^{(m)} \sim \sum_k \Delta_k^2(p_{k\alpha} a_{\alpha}). \quad (60)$$

Here,  $\Delta_k^2$  is the second centered difference operator over  $\alpha_k$ . Let  $\mathbf{N}$  be a vector with components  $N_k$ . We can write the reduced propagator in generating function form by letting

$$Q^{(m)}(\mathbf{x}, \mathbf{y}) = \sum_{\alpha} a_{\alpha}^{(m)} \mathbf{x}^{\alpha} \mathbf{y}^{\mathbf{N}-\alpha}. \quad (61)$$

Here, the vector powers of  $\mathbf{x}, \mathbf{y}$  are in the sense of Laurent Schwartz, i.e.,  $\mathbf{x}^{\alpha} = \prod_i x_i^{\alpha_i}$  [33]. We can write the reduced propagator in terms of this function and obtain the following equation for the spectral problem:

$$(\lambda - 1)G \sim \sum_k \frac{(x_k - y_k)^2}{N N_k} \frac{\partial^2 G}{\partial x_k \partial y_k}. \quad (62)$$

Here,  $G$  takes the same form as  $Q^{(m)}$ , and the coefficients are approximate values of the eigenvectors as we had done before. To solve this, let  $u_k = x_k - y_k$  and  $G(\mathbf{x}, \mathbf{y}) = H(\mathbf{u}, \mathbf{y})$  to obtain

$$(\lambda - 1)H \sim \sum_k \frac{u_k^2}{N N_k} \left( \frac{\partial^2 H}{\partial u_k \partial y_k} - \frac{\partial^2 H}{\partial u_k^2} \right). \quad (63)$$

This translates to the finite difference equation for the coefficients of  $H$ :

$$(\lambda - 1)b_{\alpha} \sim \sum_k \left[ \frac{(\alpha_k - 1)(N_k - \alpha_k + 1)b_{\alpha-k}}{N N_k} - \frac{\alpha_k(\alpha_k - 1)b_{\alpha}}{N N_k} \right]. \quad (64)$$

By requiring that there is a singularity in the difference equation, we find a general form of the spectrum as

$$\lambda \sim 1 - \sum_k \frac{\alpha_k(\alpha_k - 1)}{N N_k} \quad (65)$$

$$\approx 1 - \sum_k \left( \frac{\alpha_k}{N_k} \right)^2 \frac{N_k}{N}. \quad (66)$$

To proceed, we need to apply the restriction on  $\alpha_k/N_k$  given in equation (58). In particular, we are looking for small values of  $\alpha_k$ , which will maximize  $\lambda$  such that  $\lambda < 1$ . Notice that when  $\alpha_k$  is small and non-zero, we find from equation (58) that

$$\frac{\alpha_k}{N_k} = O\left(\frac{k}{N \mu_1}\right) \quad (67)$$

Use this in equation (66) to find that

$$\lambda \approx 1 - O\left(\frac{1}{N^2 \mu_1^2} \sum_k k^2 \frac{N_k}{N}\right) \quad (68)$$

$$1 - \lambda = O\left(\frac{\mu_2}{N^2 \mu_1^2}\right). \quad (69)$$

This gives an asymptotic approximation of the spectral gap. The calculation for finding the moments of consensus time given in section IV can be applied here to attain the result given in equation (32). For the expected time to consensus, this result states that  $E[T] = O\left(\frac{\mu_2^2}{\mu_1} N^2\right)$ , which is consistent with known results regarding consensus times on uncorrelated heterogeneous networks [3, 12].

For each network that we consider, we test the analytical result for the moments of consensus times against Monte Carlo simulation data. To this end, we conduct two simulations. In the first simulation, we take  $N = 100$ , and run the model 100 times for each network we have considered. For the bipartite graph, we fix  $N_1 = 4N_2$  in all simulations. For the uncorrelated network, we use the Erdős Rényi model with the probability of linking two nodes set to be  $5/N$  [34]. We let  $T_p$  be the numerical result for the  $p$ th moment of consensus time for the complete and bipartite simulations. For the Erdős Rényi networks, we normalize the time to consensus by  $\mu_1^2/\mu_2$  prior to computing  $T_p$ . We do this since equation (32) predicts that there is a linear relationship between  $\ln(T_p/p!)$  and  $p$  in each network. In figure 3, we see that the simulation provides a linear agreement between these quantities.

The second simulation that we provide tests the asymptotic relationship between an arbitrary moment of consensus time with  $N$ . For each network, we simulate the voter model for  $N = 10, 20, \dots, 100$ . For each of these values of  $N$ , we run the model 100 times and numerically compute the 5th moment in each case. This is to test the

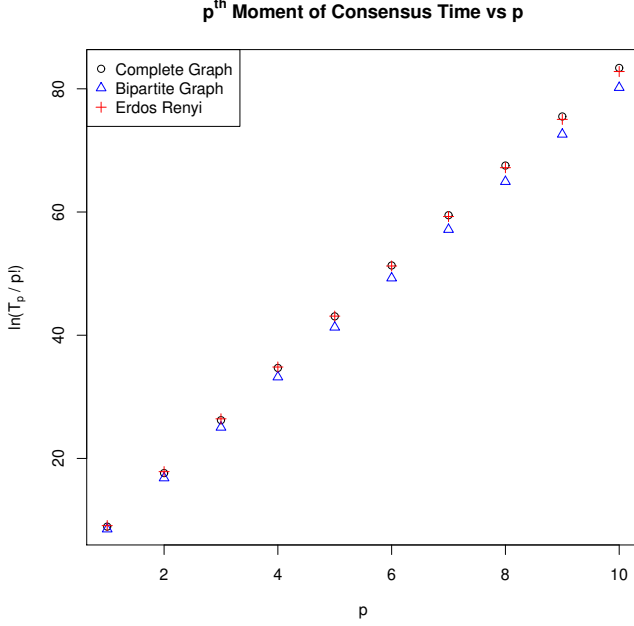


FIG. 3. Monte Carlo simulation of the voter model on the complete graph, complete bipartite graph, and uncorrelated networks. We fix  $N = 100$  and let  $p$  range from 1...10.

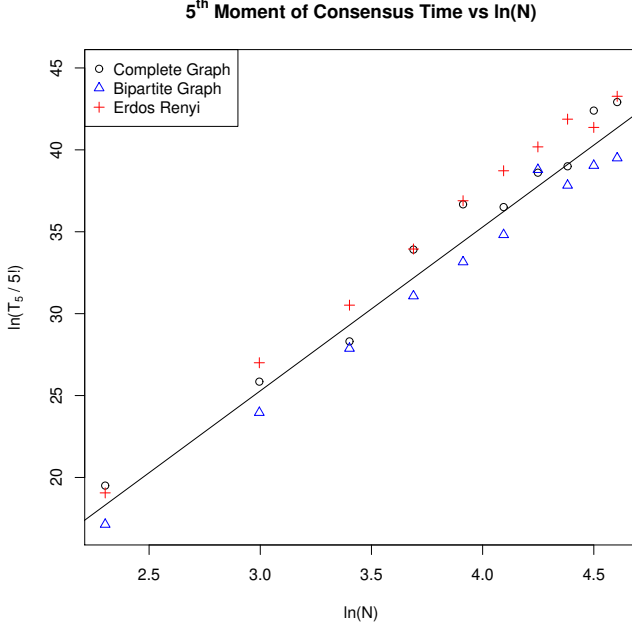


FIG. 4. Monte Carlo simulation of the voter model on the complete graph, complete bipartite graph, and Erdős Rényi networks. In this simulation, we fix  $p = 5$  and let  $N$  range from 10, 20, ..., 100. In addition, a line of slope  $2p = 10$  is plotted, which is the prediction given by the theory.

dependence of the moments of consensus time with  $N$ . In equation (32), we expect to see that there is a linear

relationship between  $\ln(T_p/p!)$  and  $\ln N$ . Furthermore, since we take  $p = 5$  for each  $N$ , we expect that the slope should be about 10 in each case. Figure 4 shows that the trend is in fact linear and that the prediction about the slope is accurate.

## VII. CONCLUSIONS

We have successfully derived analytical solutions to the voter model for several different networks. In particular, the corresponding spectral problem can be solved exactly for the complete graph, and approximately for the other networks. This allows us to estimate the time  $m$  probability distribution of the model. In addition to the expected time to consensus, we were able to extract all moments thereof by utilizing the spectral analysis we have presented here. The expected time to consensus can also be found by using first step analysis [12, 31], but that method cannot find any higher moments. Using spectral analysis to this end is a significant improvement on the theory.

For the complete graph, the complete set of eigenvalues and eigenvectors had been found. With this, we found the solution to the corresponding differential eigenvalue problem. The solutions of which are found to be hypergeometric functions that have terminating series expressions. Exact formulae for the expected time to consensus and the expected frequency of each macrostate prior to consensus are also given, though there are other quantities of interest that can be found using the theory given above. This can be done since we can make use of the detailed information given to us by the eigenvectors. For the other networks, the region of the plane we have considered had been reduced in order to solve it. As such, we expect that the results we obtain for the eigenvectors will be approximate.

Since the procedures are easily generalizable, there is great potential for applying these techniques to other problems. This includes extensions of the voter model and possibly other models, such as invasion processes or link dynamics models. Studying these models with the spectral analysis presented here could provide detailed solutions such as the moments of consensus time, local times, and the  $m$  step propagator for these other models as well.

## ACKNOWLEDGEMENT

This work was supported in part by the Army Research Office Grant No. W911NF-09-1-0254 and W911NF-12-1- 467 0546. The views and conclusions contained in this document are those of the authors and should not be interpreted as representing the official policies, either expressed or implied, of the Army Research Office or the U.S. Government.

- 
- [1] T. Liggett, *Stochastic Interacting Systems: Contact, Voter, and Exclusion Processes* (Springer-Verlag, New York, 1999).
  - [2] P. Clifford and A. Sudbury, *Biometrika* **60** (3), 581C588 (1973).
  - [3] F. Vazquez and V. M. Eguíluz, *New Journal of Physics* **10** (2008).
  - [4] E. Ben-Naim, L. Frachebourg, and P. Krapivsky, *Phys. Rev. E* **53**, 3078 (1996).
  - [5] D. Vilone and C. Castellano, *Phys. Rev. E* **69**, 016109 (2004).
  - [6] L. Frachebourg and P. Krapivsky, *Phys. Rev. E* **53**, 3009(R) (1996).
  - [7] J. Cox, *The Annals of Probability* **17**, 1333 (1989).
  - [8] J. Xie, S. Sreenivasan, G. Korniss, W. Zhang, and B. Szymanski, *Phys. Rev. E* **84**, 011130 (2011).
  - [9] A. Baronchelli, V. Loreto, and L. Steels, *Int. J. Mod. Phys. C* **19**, 785 (2008).
  - [10] M. Turlanska, B. West, and P. Grigolini, *Sci. Rep.* **3**, 1371 (2013).
  - [11] T. M. Liggett, *Interacting Particle Systems* (Springer, 2005).
  - [12] V. Sood and S. Redner, *Phys. Rev. Lett.* **94**, 178701 (2005).
  - [13] N. Masuda, N. Gilbert, and S. Redner, *Phys. Rev. E* **82**, 010103(R) (2010).
  - [14] N. Masuda, *Phys. Rev. E* **88**, 052803 (2013).
  - [15] F. Caccioli, L. Dall'Asta, T. Galla, and T. Rogers, *Phys. Rev. E* **87**, 052114 (2013).
  - [16] T. Rogers and T. Gross, *Phys. Rev. E* **88**, 030102(R) (2013).
  - [17] A. Baronchelli, C. Castellano, and R. Pastor-Satorras, *Phys. Rev. E* **83**, 066117 (2011).
  - [18] D. E. Goldberg, *Genetic Algorithms in Search, Optimization, and Machine Learning* (Addison-Wesley Professional, Boston, 1989).
  - [19] J. H. Holland, *Adaptation in Natural and Artificial Systems* (MIT Press, 1992).
  - [20] M. D. Vose, *The Simple Genetic Algorithm, foundations and Theory* (MIT Press, 1999).
  - [21] S. Boyd and P. Diaconis, *SIAM Review* **46** (4), 667 (2004).
  - [22] C. Cooper, R. Elsässer, and T. Radzik, *SIAM J. Discrete Math* **27**(4), 1748 (2013).
  - [23] P. Ehrenfest and T. Ehrenfest, *Physik Z.* **8**, 311 (1907).
  - [24] M. Kac, *The American Mathematical Monthly*, 375 (1947).
  - [25] M. E. Yildiz, R. Pagliari, A. Ozdaglar, and A. Scaglione, *Information Theory and Applications Workshop* (2010).
  - [26] K. Suchecki, V. M. Eguíluz, and M. S. Miguel, *Phys. Rev. E* **72**, 036132 (2005).
  - [27] M. Newman, S. Strogatz, and D. Watts, *Phys. Rev. E* **64**, 026118 (2001).
  - [28] M. Newman, *Phys. Rev. E* **66**, 016128 (2002).
  - [29] E. A. Bender and S. G. Williamson, *Foundations of Combinatorics with Applications* (Dover, New York, 2006).
  - [30] M. Abramowitz and I. A. Stegun, *Handbook of Mathematical Functions with Formulas, Graphs, and Mathematical Tables* (Dover, New York, 1964).
  - [31] W. Zhang, C. Lim, S. Sreenivasan, J. Xie, B. Szymanski, and G. Korniss, *Chaos* **21**, 025115 (2011).
  - [32] I. H. Herron and M. R. Foster, *Partial Differential Equations in Fluid Dynamics* (Cambridge University Press, New York, 2008).
  - [33] F. John, *Partial Differential Equations* (Springer-Verlag, New York, 1981).
  - [34] P. Erdős and A. Rényi, *Publ. Math. Inst. Hung. Acad. Sci.* **5**, 17 (1960).