

Hadroproduction of $t\bar{t}b\bar{b}$ final states at LHC: predictions at NLO accuracy matched with Parton Shower

M. V. Garzelli, A. Kardos and Z. Trócsányi

MTA-DE Particle Physics Research Group and Institute of Physics,
University of Debrecen, H-4010 Debrecen P.O.Box 105, Hungary

Abstract

We present predictions for the hadroproduction of $t\bar{t}b\bar{b}$ final states at the LHC with collision energies $\sqrt{s} = 8\text{ TeV}$ and 14 TeV at NLO accuracy matched with parton shower, as obtained with **PowHel**+ **PYTHIA**. We quantify the effects of parton shower and hadronization. We find these are in general moderate except the effect of the decay of heavy particles, which can modify significantly some distributions, like that of the invariant mass of the two leading b-jets. We also show kinematic distributions obtained with cuts inspired to those recently employed by the CMS collaboration. For these predictions, we present the theoretical uncertainty bands, related to both scale and PDF variations. We find that these uncertainties are only moderately affected by the change of the collision energy.

July 2014

1 Introduction

The $t\bar{t}b\bar{b}$ hadroproduction process was one of the first four-parton hadroproduction processes studied a few years ago in order to test and show the capabilities of new unitarity-inspired methods for evaluating one-loop amplitudes, as well as the potential of new developments in the more traditional tensor-reduction approach. Pioneering works in this direction were performed by Breidenstein *et al.* [1, 2], as well as by the **HELAC-NLO** collaboration [3]. In both cases the role of next-to-leading-order (NLO) QCD corrections was shown, by considering rather loose systems of cuts. The agreement between predictions obtained by different methods was taken as a prove of the correctness of the new conceptual developments, that were subsequently applied successfully to other multiparticle hadroproduction processes, reaching a level of unforeseen complexity [4, 5, 6, 7].

A further application was represented by the study of $t\bar{t}b\bar{b}$ production at the TeVatron [8]. Nowadays, a renewed interest for this process has arisen, driven not only by further theoretical developments, including the possibility of matching complex NLO QCD calculations to parton shower (PS) approaches, but also by the requests of the experimental collaborations working at LHC, that need input to reduce the uncertainties on the estimate of the $t\bar{t}b\bar{b}$ contribution to the total background in their searches for the Higgs boson in the $t\bar{t}H$ channel, with the H boson decaying in a $b\bar{b}$ pair [9, 10, 11]. The theoretical uncertainty quoted in recent experimental analyses on the contribution of this irreducible non-resonant background component amounts to a few tens percent ($\sim 50\%$ in Ref. [11]). We expect that theoretical estimates with the best possible theoretical accuracy within present reach of the most advanced event generators can help reduce this uncertainty. Thus, one of the aims of this paper is to present predictions for differential cross sections at NLO QCD accuracy matched to PS and hadronization, resulting in predictions at the hadron level, using cuts similar to those employed by the experimental collaborations.

First predictions concerning $t\bar{t}b\bar{b}$ computations with NLO QCD accuracy matched with PS were presented by our group in Ref. [12, 13], making use of **PowHel**. More recently, $t\bar{t}b\bar{b}$ predictions obtained by using the MC@NLO matching algorithm [14], as encoded in **SHERPA** [15], and massive b-quarks, with a fixed pole mass $m_b = 4.75$ GeV, have been reported in Ref. [16], using 1-loop amplitudes computed by **OpenLoops** [17]. Our computation differs from that presented in Ref. [16] in the following aspects: we use (i) massless b-quarks in the generation of NLO matrix elements, (ii) a different matching algorithm (**POWHEG** [18, 19]), and (iii) a different Shower Monte Carlo program (**PYTHIA**).

As pointed out in Ref. [16], the finite mass of the b -quarks allows for computing the contribution of $t\bar{t}jj$ events with the jets originating from two gluons that both separately split into a collinear $b\bar{b}$ pair. Each pair itself becomes part of one b -jet (as the b -quarks are sufficiently collinear to be unresolved by the jet algorithm), so the final state contains a $t\bar{t}$ -quark pair in association with two b -jets. Strictly speaking, such contributions are higher order in perturbation theory and are not included in our computation with NLO+PS accuracy, where collinear $b\bar{b}$ pairs can only be produced by gluon splitting in the PS. On the other hand, in Ref. [16], one of those $g \rightarrow b\bar{b}$ splittings is included in the real radiation matrix elements (at LO accuracy for these contributions), while the other is generated by the parton shower, and such double $g \rightarrow b\bar{b}$ splittings were found to give a significant contribution to the $t\bar{t}+2$ b -jet final states when the t -quarks are kept stable.

This paper represents an extension of our previous studies, relying on a more advanced **PowHel** implementation, on the basis of recent **POWHEG-BOX** developments, and includes a detailed study of the theoretical uncertainties affecting our results in the most general case, including top decay and the full SMC chain up to hadronization and hadron decay.

2 Method

Predictions presented in this paper were obtained using events generated by **PowHel** [20], and stored in Les Houches event (LHE) files [21]. Our computational framework, **PowHel**, is an event generator that uses the **HELAC-NLO** codes [22] (**HELAC-1LOOP** [23] and **HELAC-Dipole** [24]) for the computation of the amplitudes required as input by the **POWHEG-BOX** [25]. We use the latter for matching NLO QCD computations with PS, according to the **POWHEG** method, generating events stored in the Les Houches format (LHE). Details of event generation for $t\bar{t}b\bar{b}$ final states were presented in Ref. [12], where thorough checks of the correctness of the event files were also discussed. In particular, we treated the b -quarks massless, and used five massless flavours, but neglected the small contribution to the cross section from the b -quarks in the initial state. Feynman graphs containing $g \rightarrow b\bar{b}$ splittings are included in our computations. Such splittings are singular when the massless b -quarks become collinear. To avoid this divergence, we employ a generation cut on the invariant mass of the $b\bar{b}$ pair, which is chosen such that it is harmless when physical cuts are also employed [12]. We set the mass of the t -quark to $m_t = 173.2$ GeV for the events at 8 TeV and to $m_t = 172.6$ GeV for those at 14 TeV. The latter choice was made in the first calculation at 14 TeV [3], against which we checked our predictions at NLO accuracy in Ref. [12].

Subsequent radiation emissions on top of the LHEs are generated by shower Monte Carlo (SMC) programs. SMCs can be further used to generate hadronization and hadron decay, as well as the decay of the heavy elementary particles in the narrow width approximation (NWA). For making predictions in this paper, we used the `PYTHIA` SMC code [26], in the Fortran version 6.4.28. However, other SMCs can be used to further shower the events generated by `PowHel`.

Following Ref. [12], we fix the default value of the renormalization and factorization scales equal to $\mu_R = \mu_F = \mu_0 = H_T/2$, where H_T is the sum of the transverse masses of partons in the final state, using the underlying Born kinematics. Then we consider their simultaneous variation by a factor of two around this value, leading to scale uncertainty bands corresponding to scales in the range $[\mu_0/2, 2\mu_0]$. We also consider μ_R and μ_F variations separately in this range and we verify that the uncertainties associated to off diagonal variations $(\mu_R, \mu_F/2)$, $(\mu_R/2, \mu_F)$, $(\mu_R, 2\mu_F)$, $(2\mu_R, \mu_F)$ lie within the bands of diagonal ones. Our scale uncertainty bands represent the envelope coming from these variations, leaving out the antipodal choices $(\mu_R/2, 2\mu_F)$ and $(2\mu_F, \mu_R/2)$ according to the prescription of Ref. [27].

We used the `CT10NLO`, `MSTW2008NLO` and `NNPDF` sets of PDFs with 2-loop running α_S and 5 active flavours, as available in the `LHAPDF` interface [28], drawing a PDF uncertainty band as the envelope of the results corresponding to the three central values of these PDF sets. For practical reasons, due to the intensive CPU requirements of our calculations, we neglected uncertainties coming from considering the statistical variations around each central PDF distribution. We expect that differences between different PDF sets are more pronounced than differences within each PDF set, as already found for the hadroproduction of $t\bar{t}H$ final states in the HXSWG reports [13, 29].

As discussed in Ref. [12], suppression factors are used in order to suppress the generation of the events in those regions of the phase space that are expected to be less relevant from the experimental point of view, considering the typical cuts applied in the experimental analyses. These factors however, lead to events characterized by a wide weight distribution, extending without any explicit limit both in the negative and in the positive weight region. This may lead to spikes in the kinematic distributions. We expect these spikes would disappear with significantly more statistics, but the present capabilities of computer resources limit the total number of events we can generate to several millions. We thus implemented an automated spike-elimination procedure applied after SMC, relying on the fact that the same LHE can lead to different SMC emissions, i.e. can populate different bins of the final differential distributions at the hadron level, depending on the random number sequence in the SMC generator.

3 Phenomenology

Using `PowHel` one can make predictions at four different stages in the evolution of the final state: (i) at the parton level using NLO accuracy, (ii) from the pre-showered POWHEG simulation (referred to Les Houches events, or LHEs), formally at the NLO accuracy, (iii) after decay of the heavy particles, (iv) at the hadron level after full SMC. A possible alternative to the last stage is (iv') after PS switching off hadronization and hadron decay, but in this case the heavy quarks are automatically kept stable by PYTHIA. Utilizing these options, we study the effect of these various stages of event evolution on several differential distributions, before making predictions at the hadron level.

3.1 SMC effects

To understand the effect of the PS and hadronization, we first performed a phenomenological analysis where the cuts are applied on the LHEs, whereas distributions are plotted after different stages of the evolution. The cuts applied on jets formed from the LHEs, reconstructed using the k_{\perp} algorithm with $R = 0.4$, as implemented in FastJet 3.0.6 [30] are the following: we require at least one b - and one \bar{b} -jet with (a) $p_T > 20$ GeV, (b) $|\eta| < 2.5$, and (c) $m_{b\bar{b}} > 100$ GeV. We do not apply cuts on b -jets emerging from the decay of top quarks, implemented at LO accuracy in the NWA in the SMC, which neglects spin correlations.

In Figs. 1–6 we present the comparisons of distributions at different stages of event evolution. Each plot contains five predictions, corresponding to the list (i–iv') presented in the introduction of this section.

First we study the effect of the PS by comparing differential distributions from the LHEs and after PS, keeping heavy particles stable. The corresponding predictions are marked as ‘LHE’ and ‘PS’. In the middle section of each plot we also show the ratio PS/LHE of these predictions together with the ratio of the prediction at NLO accuracy to that from the LHEs, already studied in Ref. [12], where a fairly uniform increase of the distributions was found from the LHEs. Here we find that the effect of the PS is to ‘bring back’ the predictions close to the NLO ones with two exceptions: (i) the rapidity distribution of the hardest b -jet, which remains close to the prediction from LHEs even after shower evolution, and (ii) the distributions of transverse momenta for small p_{\perp} (below about 50 GeV). Thus, the effect of the PS is in general small on top of the predictions at NLO level when the t -quarks are kept stable, or looking from an experimental point of view, when those are reconstructed from their decay products.

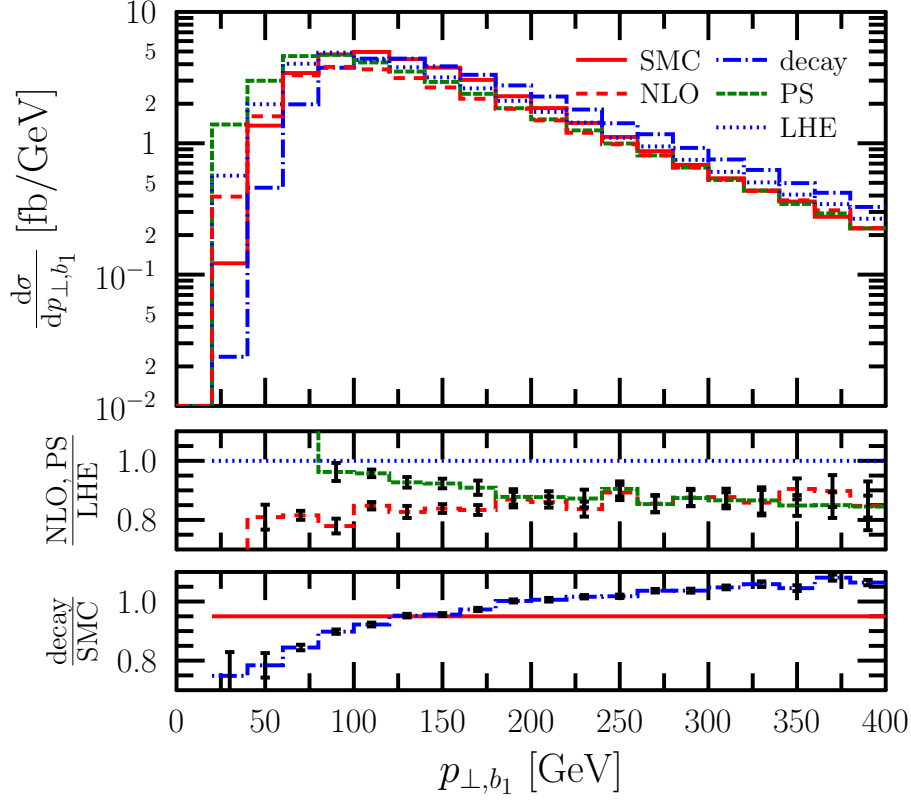


Figure 1: Distribution of transverse momentum of the hardest b -jet at the LHC at $\sqrt{s} = 14$ TeV using PowHel. Distributions from LHEs are denoted LHE, while those at NLO accuracy by NLO. The middle panel shows the predictions at NLO accuracy, as well as after PS, normalized by the predictions from LHEs. The lower panel shows the predictions after decay normalized by the predictions after full SMC. The errorbars in both plots represent the combined statistical accuracy of the numerical integrations.

Secondly we study the effect of the full SMC by comparing differential distributions from the LHEs, after decay and after SMC, corresponding to the full simulation including PS, hadronization and hadron decay. The corresponding predictions are labelled as ‘decay’ and ‘SMC’ and the ratio of these is also shown in the lower panel of each plot. Here we find significant changes in almost all distributions. The decay of the heavy quarks modifies the shapes, which are further modified by the SMC in the case of distributions of transverse momenta, or invariant mass of the $b\bar{b}$ -jet pair. In case of rapidity distributions the effect of the SMC is negligible.

We select isolated leptons with $p_{\perp,\ell} > 25$ GeV, $|\eta_\ell| < 2.5$ and mini-

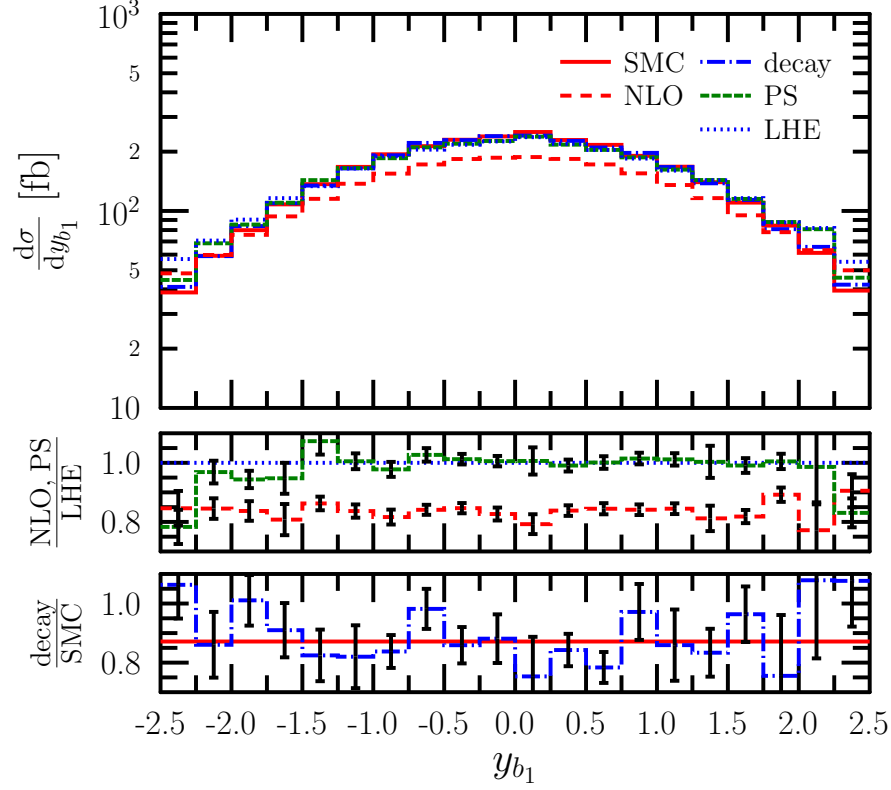


Figure 2: Same as Fig. 1, as for the rapidity distribution of the hardest b -jet.

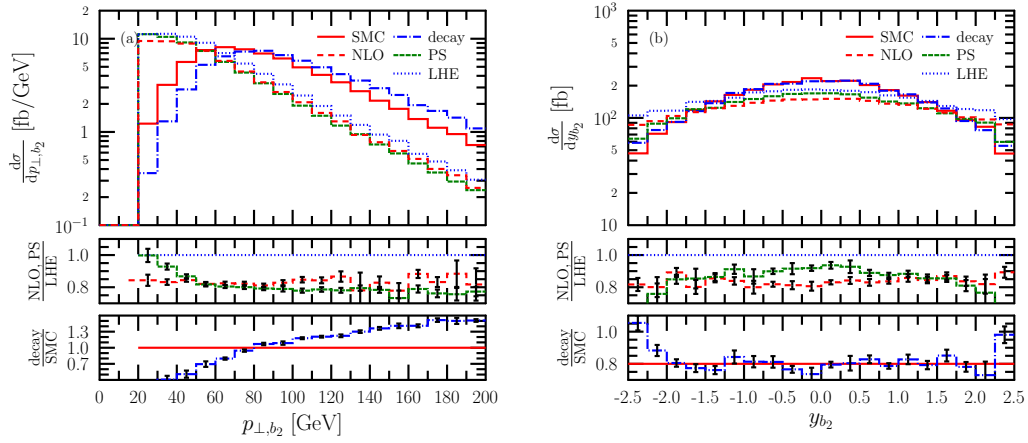


Figure 3: Same as Figs. 1 and 2, as for the second hardest b -jet.

mal separation from all jets in the pseudorapidity-azimuthal angle plane $\Delta R = 0.4$. Looking at kinematic distributions of those leptons, such as

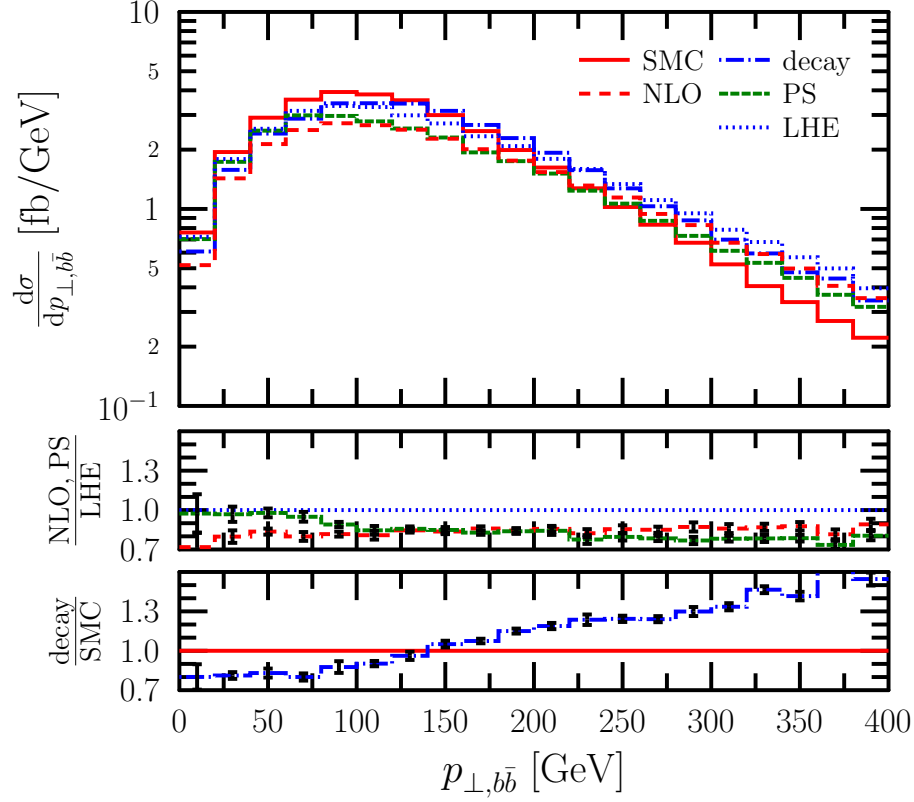


Figure 4: Same as Fig. 1, as for the distribution of transverse momentum of the $b\bar{b}$ -jet pair.

the transverse momentum and pseudorapidity of the hardest isolated lepton plotted in Fig. 7, it is clear that these are not affected by SMC effects, as expected. Such leptons appear in the decay of the heavy quarks, and neither the PS nor the hadronization change those. The same is true for the W transverse mass, reconstructed for W 's decaying leptonically, not shown here.

On the other hand, the distributions most affected by the SMC are the total number of $(b + \bar{b})$ -jets, the total number of jets (b and non- b), the p_{\perp} of the hardest non- b jet. We show the last of these in Fig 8. In this case the prediction at NLO accuracy diverges for small transverse momentum, which is screened by the Sudakov-factor, in case of parton shower matched prediction. The decay of the heavy quarks hardens this distribution significantly through jets emerging from the hadronic decay of the W bosons, which is subsequently softened by the PS and hadronization.

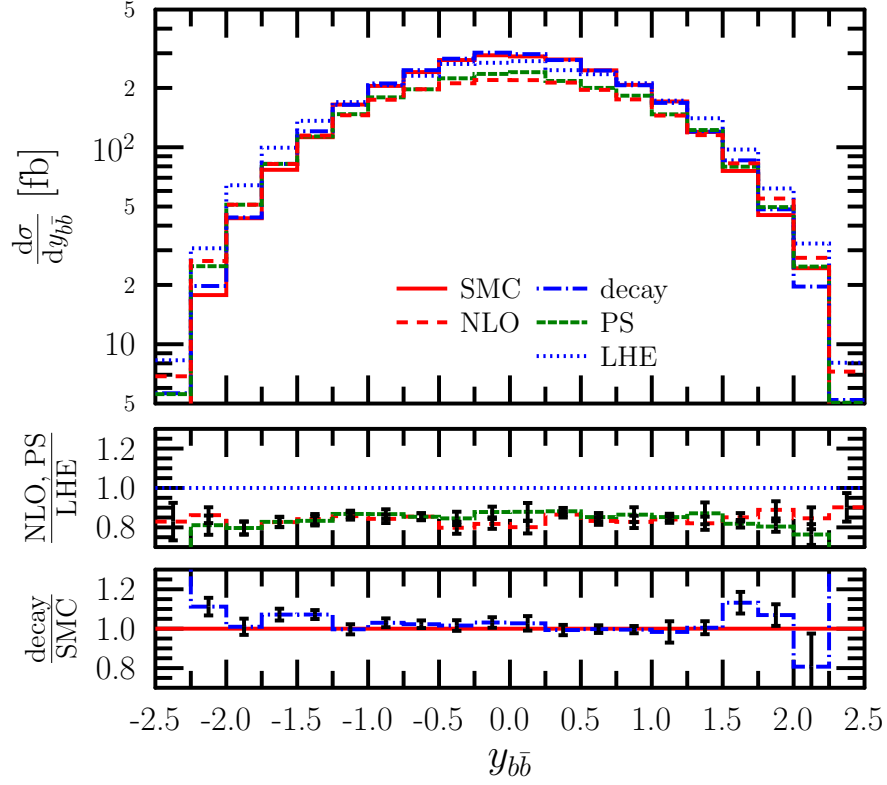


Figure 5: Same as Fig.1, as for the rapidity distribution of the hardest $b\bar{b}$ -jet pair.

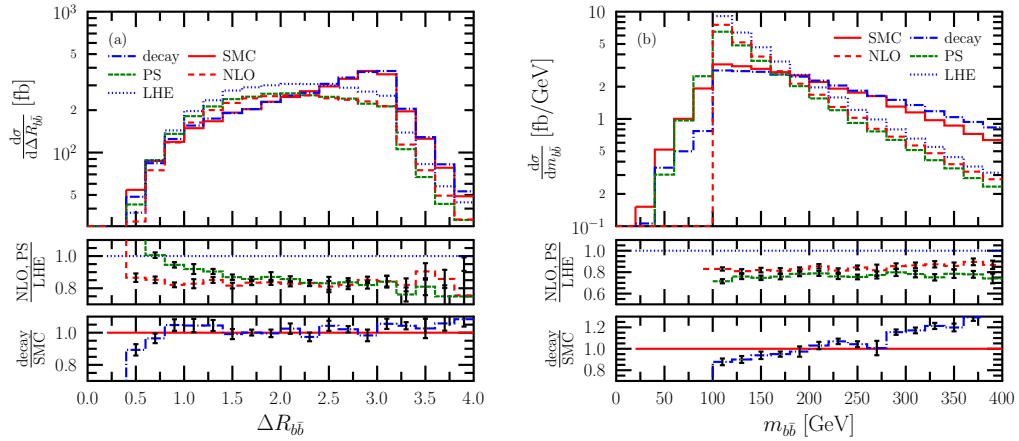


Figure 6: Same as Fig.1, as for the distribution of (a) $\Delta R_{b\bar{b}}$ separation and (b) invariant mass of the hardest $b\bar{b}$ -jet pair.

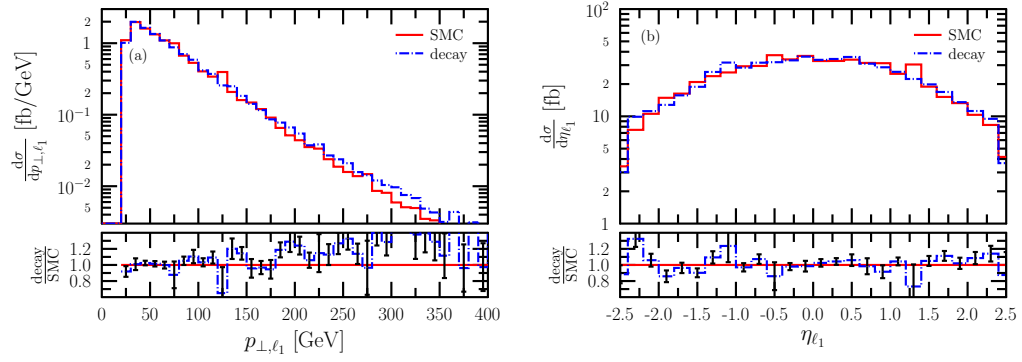


Figure 7: PowHel+PYTHIA predictions after decay and after SMC for (a) the transverse momentum and (b) the pseudorapidity of the hardest lepton. The lower panel shows the ratio of the predictions after SMC to those after decay.

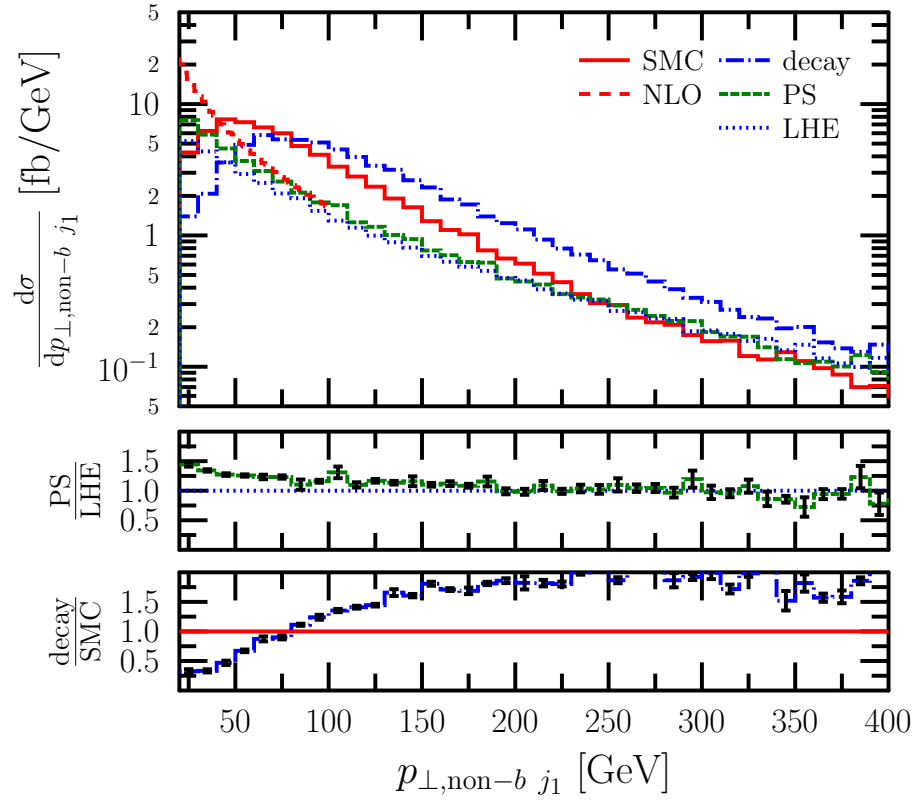


Figure 8: Same as Fig. 1, as for the distribution of the transverse momentum of the hardest non- b jet.

3.2 Analyses with cuts at the hadron level

In order to make predictions at the hadron level including scale and PDF uncertainties, we decided to use selection cuts at the hadron level, inspired by the CMS note Ref. [31], to identify events in the dileptonic decay mode. These are rather involved, which amply shows the flexibility of our method:

1. We require the events to have at least one pair of isolated opposite sign leptons with $p_{\perp,\ell} > 20 \text{ GeV}$ and $|\eta_\ell| < 2.4$. Dilepton candidate events with invariant mass $m_{\ell\ell'} < 12 \text{ GeV}$ are removed to suppress multijet final states, at essentially no penalty for the collected signal. A lepton is considered isolated if the sum of the transverse momenta of the charged hadrons, neutral hadrons and photons in a cone of $\Delta R < 0.3$ around it divided by its transverse momentum, I_{rel} , does not exceed $I_{\text{rel}}^{\text{max}} = 0.15$.
2. To remove the large background from events with Z -boson and jets, with Z decaying into leptons, we require that the invariant mass of the lepton pair defined above (e^+e^- or $\mu^+\mu^-$) falls outside a $\pm 15 \text{ GeV}$ window centered at m_Z .
3. Signal events typically contain large missing transverse energy due to the presence of neutrinos from decays of the W -bosons. We require a minimum missing transverse energy, $p_{\perp} > 30 \text{ GeV}$ for the e^+e^- or $\mu^+\mu^-$ dilepton final states, but not for the mixed flavour dilepton final state.
4. We cluster jets from hadrons, photons and non-isolated leptons using the anti- k_{\perp} algorithm [32] with $R = 0.5$. The jets are all required to have $|\eta_j| < 2.5$ and $p_{\perp,j} > 40$ or 20 GeV . We performed the analysis with both cuts, but present distributions here for the former only.
5. We require at least four well-separated b -jets after SMC, $\Delta R(j_i, j_k) > 0.5$ for $i, k \in \{1, 2, 3, 4\}$, as well as $\Delta R(j_i, \ell_k) > 0.5$ for $i \in \{1, 2, 3, 4\}$, and $k \in \{1, 2\}$ for the selected opposite-sign leptons. We assume 100 % b -tagging efficiency using **MCTRUTH**.

With these set of cuts the cross section for various choices of the default scale and for different PDF sets is presented in Tables 1 and 2 for a collider energy of 14 TeV and in Table 3 for a collider energy of 8 TeV. These cross-section values were obtained at the hadron level by showering events generated by **PowHel** with a p_T -ordered version of the **PYTHIA** PS, by using the Perugia 2011 tune [33]. Using the default version of **PYTHIA**, where the PS is virtuality-ordered in absence of tunes, gives rise to values a few percent lower.

μ_0	PDF	e^+e^-	$\mu^+\mu^-$	$e^\pm\mu^\mp$	Total
$H_\perp/4$	CT10	10.93 ± 0.36	11.10 ± 0.25	32.23 ± 1.01	54.26 ± 1.10
$H_\perp/2$	CT10	7.77 ± 0.33	7.77 ± 0.27	22.40 ± 0.58	37.94 ± 0.72
H_\perp	CT10	5.47 ± 0.21	5.76 ± 0.31	15.87 ± 0.44	27.10 ± 0.58
$H_\perp/2$	NNPDF	8.57 ± 0.40	8.79 ± 0.42	24.51 ± 0.86	41.87 ± 1.04
$H_\perp/2$	MSTW	9.04 ± 0.45	8.65 ± 0.24	24.48 ± 0.86	42.17 ± 1.00

Table 1: Total cross sections in fb at 14 TeV in the different dilepton channels with cuts listed in the text. The minimum transverse momentum of the jets is set to 20 GeV. The quoted uncertainties are of statistical origin.

In Table 4 we exhibit the number of expected events for 19.6 fb^{-1} at 8 TeV. These marginally agree with the number of events expected in the CMS data sample, obtained on the basis of a LO+PS computation by **MadGraph** [34] + **PYTHIA** (first line in Table 2 of Ref. [31]). However, this comparison can only be indicative for two reasons. On the one hand our predictions assume 100 % b -tagging efficiency, while the experimental analysis has smaller. On the other hand, we require at least four b -jets, treating all b -jets on the same footing, while the experimental analysis requires only two b -jets, because they do not include the b -jets coming from t -quark decays in this count. Furthermore, in order to identify b -jets we kept the lowest lying B-hadrons stable in **PYTHIA** for simplicity, tagging as b -jets those including at least a B-hadron, whereas the experiment reconstructs b -jets from their decay products, using displaced vertex information.

Recently an independent study of $t\bar{t}b\bar{b}$ and $t\bar{t}jj$ hadroproduction, also inspired by the same CMS note, appeared in Ref. [35]. This work differs from our one because it is an NLO study, including a simplified sets of cuts applied on parton level events (also including top decays, but neglecting parton shower, hadronization and hadron decay effects).

In Figs.9–12 we present several kinematic distributions obtained with these selection cuts: the transverse momenta and rapidities of the two hardest b -jets, the transverse momentum, rapidity and invariant mass distribution of the hardest b -jet pair and the invariant mass distribution of the hardest b -jet and hardest charged lepton. In each figure we show two predictions, one for 8 TeV c.m. energy (smaller cross sections) and one for 14 TeV (larger cross sections). The shapes of the rapidity distributions are very similar at the two energies, the result of the larger collision energy just amounting to about a nine-fold increase of the cross section. On the other hand, in case of the invariant mass and transverse momentum distributions, the spectra at 14

μ_0	PDF	e^+e^-	$\mu^+\mu^-$	$e^\pm\mu^\mp$	Total
$H_\perp/4$	CT10	2.71 ± 0.04	2.72 ± 0.04	7.81 ± 0.06	13.24 ± 0.09
$H_\perp/2$	CT10	1.97 ± 0.03	1.97 ± 0.03	5.62 ± 0.06	9.56 ± 0.08
H_\perp	CT10	1.43 ± 0.03	1.42 ± 0.02	4.19 ± 0.10	7.04 ± 0.11
$H_\perp/2$	NNPDF	2.15 ± 0.04	2.14 ± 0.04	6.17 ± 0.14	10.46 ± 0.15
$H_\perp/2$	MSTW	2.19 ± 0.04	2.18 ± 0.04	6.41 ± 0.14	10.78 ± 0.15

Table 2: Total cross sections in fb at 14 TeV in the different dilepton channels with cuts listed in the text. The minimum transverse momentum of the jets is set to 40 GeV.

μ_0	PDF	e^+e^-	$\mu^+\mu^-$	$e^\pm\mu^\mp$	Total
$H_\perp/4$	CT10	0.490 ± 0.007	0.485 ± 0.006	1.421 ± 0.010	2.396 ± 0.013
$H_\perp/2$	CT10	0.346 ± 0.006	0.343 ± 0.004	1.002 ± 0.006	1.691 ± 0.010
H_\perp	CT10	0.246 ± 0.004	0.242 ± 0.003	0.714 ± 0.008	1.204 ± 0.010
$H_\perp/2$	NNPDF	0.361 ± 0.006	0.360 ± 0.004	1.060 ± 0.013	1.781 ± 0.015
$H_\perp/2$	MSTW	0.374 ± 0.005	0.376 ± 0.004	1.098 ± 0.017	1.848 ± 0.018

Table 3: Total cross sections in fb at 8 TeV in the different dilepton channels with cuts listed in the text. The minimum transverse momentum of the jets is set to 40 GeV.

e^+e^-	$\mu^+\mu^-$	$e^\pm\mu^\mp$	Total
$6.8^{+2.8}_{-2}$	$6.7^{+2.8}_{-2}$	$19.6^{+8.2}_{-5.4}$	$33.1^{+13.8}_{-9.4}$

Table 4: Number of expected $t\bar{t}b\bar{b}$ events at 8 TeV in the different dilepton channels with cuts listed in the text. The minimum transverse momentum of the jets is set to 40 GeV. The uncertainty corresponds to the variation of the renormalization and factorization scales around their default value by factors of half and two.

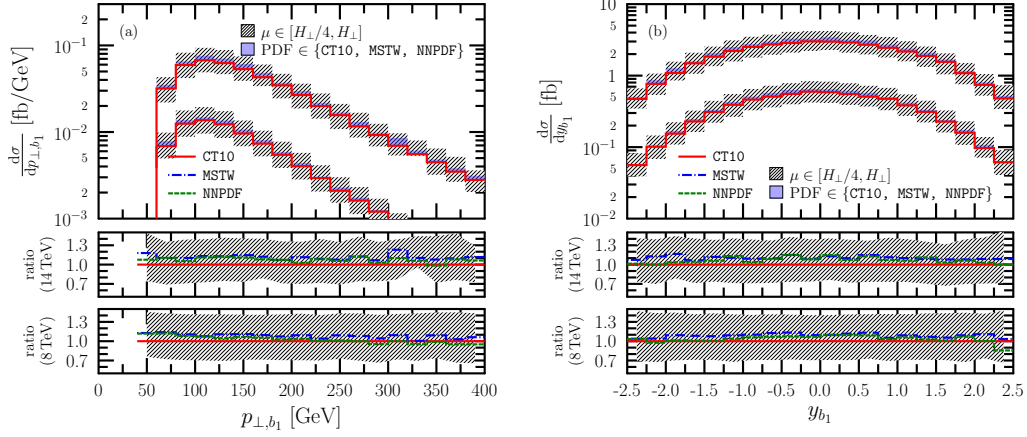


Figure 9: Distribution of (a) transverse momentum (b) rapidity of the hardest b -jet at the LHC at $\sqrt{s} = 14$ TeV using PowHel + PYTHIA after full SMC, under the cuts (1 – 5) listed in the text. The band represent the envelope of the scale uncertainties. The lower panels show the ratio of predictions obtained with MSTW2008NLO and NNPDF sets to that obtained with CT10NLO.

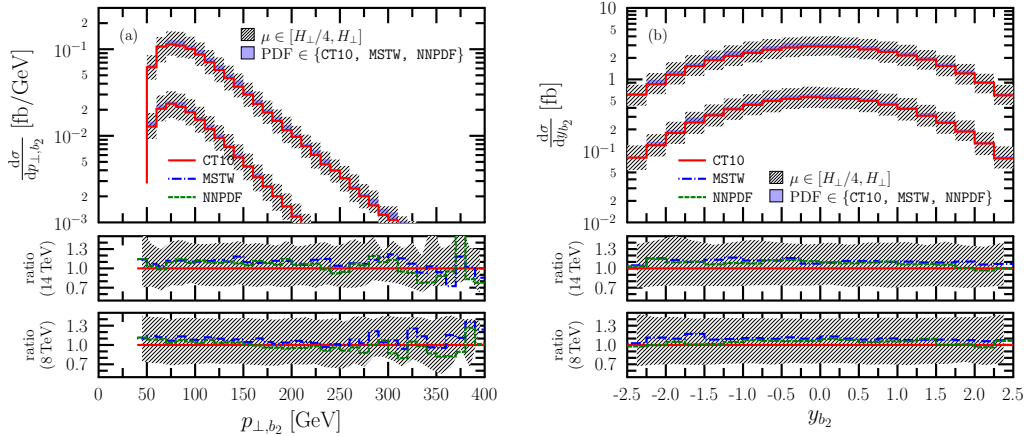


Figure 10: Same as Fig. 9, as for the second hardest b -jet.

TeV also become considerably harder with respect to those at 8 TeV.

In the same figures we exhibit two bands: one corresponding to the envelope of standard variations of the renormalization and factorization scales, between half and twice the default scale μ_0 , while the other to the envelope of dependence on the PDF set (CT10NLO, MSTW2008NLO and NNPDF). In order to see these better, in the lower panels we show all predictions normalized to our default choice: predictions with $\mu_0 = H_\perp/2$ and CT10NLO PDF set. The middle panels corresponds to the cross sections at 14 TeV, while the lower

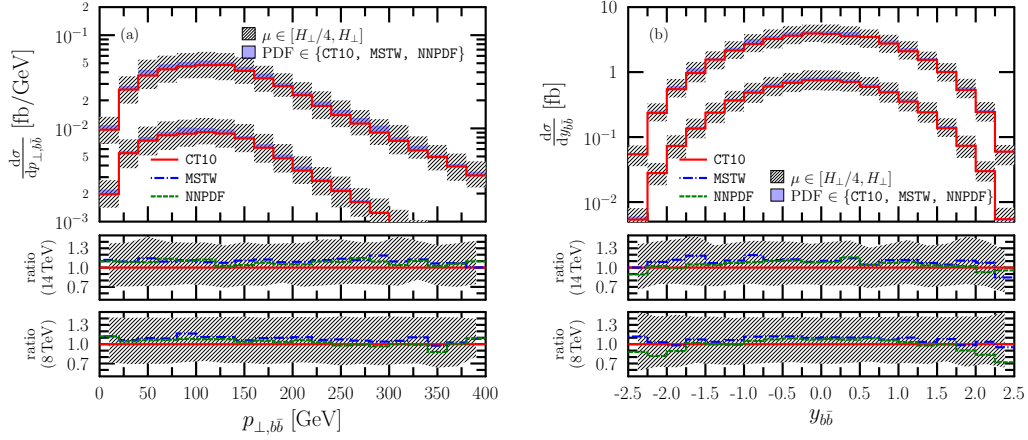


Figure 11: Same as Fig. 9, as for the hardest $b\bar{b}$ -jet pair.

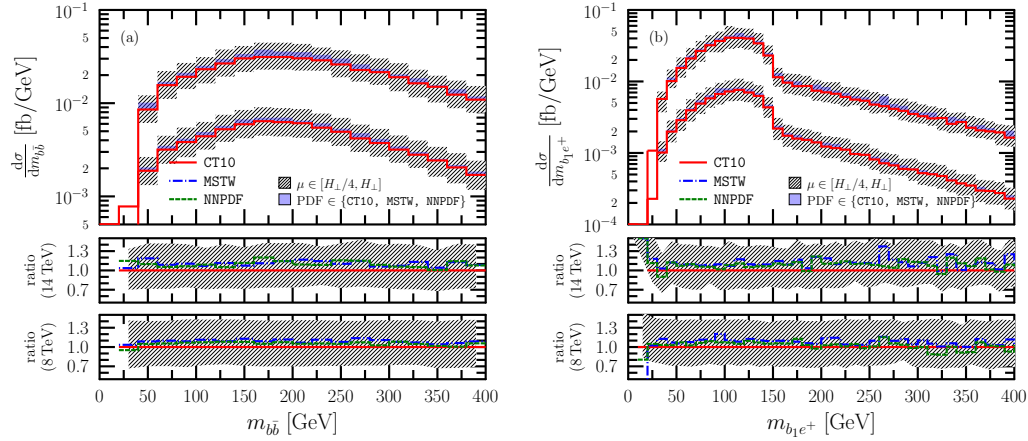


Figure 12: Same as Fig. 9, as for the invariant mass of (a) the hardest $b\bar{b}$ -jet pair, (b) the hardest b -jet and positron.

ones to those at 8 TeV.

We see that the scale dependence for these distributions follows the scale dependence found at the NLO accuracy [12]. It is similar in size (about +38 % –26 % at 14 TeV and +41 % –29 % at 8 TeV, for a jet p_{\perp} cut at 40 GeV) and also uniform in shape, supporting our choice for the default scale.

The PDF bands are much narrower. In general, we find that up to statistical fluctuations, the smallest cross sections are obtained with CT10NLO, while MSTW2008NLO and NNPDF give similar, at most ~ 10 % larger values than our default, with MSTW predictions slightly larger than NNPDF ones. These results show that this complicated final state with rather exclusive experimental se-

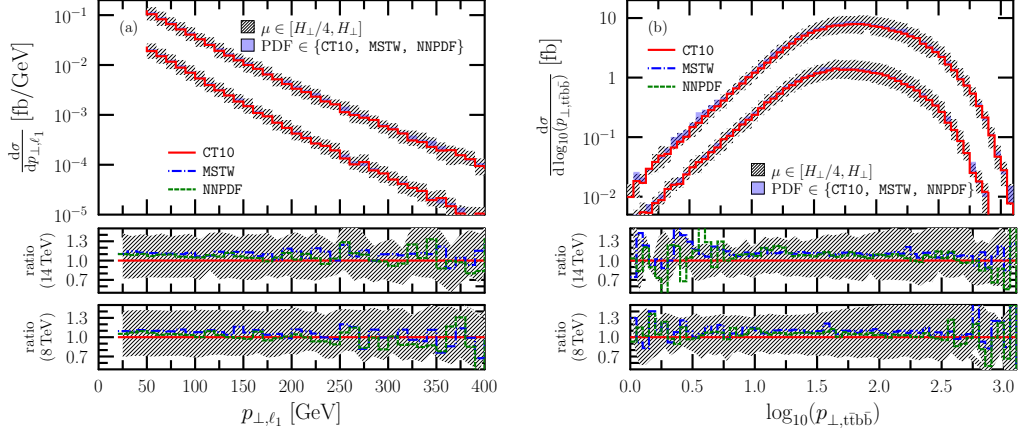


Figure 13: Same as Fig. 9, as for the transverse momentum of (a) the hardest lepton, (b) the $t\bar{t}b\bar{b}$ system.

lection cuts can be modelled reliably in perturbation theory at NLO accuracy matched with SMC.

We present an example for lepton distributions in Fig. 13.a where the spectrum of the transverse momentum of the hardest lepton is depicted. This lepton emerges in the decay of one of the t -quarks, i.e. it is not present in the NLO matrix elements. Nevertheless, all what we pointed out for the b -jet distributions concerning the scale and PDF uncertainties are valid for this (and other leptonic distributions, not shown here), too.

Finally, in Fig. 13.b we present the distribution of the transverse momentum of the $t\bar{t}b\bar{b}$ system, emphasizing the low p_{\perp} -region, where we see the effect of Sudakov damping. This distribution is divergent for $p_{\perp} = 0$ at fixed order in perturbation theory, while it is finite in the matched prediction. We find decreasing scale dependence with decreasing p_{\perp} , although with naturally worsening statistics.

4 Conclusions

We have studied the $t\bar{t}b\bar{b}$ process including NLO QCD corrections computed with five massless flavours matched with parton shower, using the `PowHel` event generator interfaced with the `PYTHIA` SMC. This computation, challenging due to the presence of two massless b 's in the final state, producing singular underlying Born configurations, opens the road to a unified treatment of $t\bar{t}b\bar{b}$ and $t\bar{t}jj$. The latter process can also produce $t\bar{t}+2$ b -jet final states when both jets are tagged as b -jets due to $g \rightarrow b\bar{b}$ splittings. Such

contributions are not included in our computation.

We presented predictions at different stages of event evolution in order to show the effect of the SMC in modifying NLO distributions. We found that the effect of the parton shower over the predictions at NLO accuracy are usually very small except for rapidity distributions and small values of transverse momenta. The effect of the hadronization is to soften the transverse momentum or invariant mass spectra and can be up to 30 %. However, the largest effect is due to the decay of the heavy quarks. Kinematic distributions of the leptonic decay products of the heavy quarks are not affected by the hadronization.

We paid special attention to the identification of the sources of uncertainties and in the estimate of the uncertainty bands at the hadron level. We found that the scale dependences change only very moderately with c.m. energy, and are very similar to those of the predictions at the NLO accuracy reported in Ref. [12], although the latter were obtained with looser systems of cuts. These scale dependences are fairly uniform for all distributions shown when we employ our default scale – the half of the sum of transverse masses in the final state –, which supports our choice. The PDF uncertainties are much smaller, with CT10NLO yielding the smallest cross section in general, while MSTW2008NLO and NNPDF giving very similar results that are up to about 10 % higher. These results show that our events can model reliably the $t\bar{t}b\bar{b}$ final states.

Final states consisting of a $t\bar{t}$ and a $b\bar{b}$ quark pair constitute important backgrounds for Higgs boson production in association with a $t\bar{t}$ -pair. Our events can be used to optimize the selection of the signal events to find the best signal/background ratio in the various decay channels. For this purpose sets of LHEs can be downloaded from our web-page for both the $t\bar{t}H$ signal (<http://grid.kfki.hu/twiki/bin/view/DbTheory/TthProd>) and for the background (<http://grid.kfki.hu/twiki/bin/view/DbTheory/TtbbProd>), or new ones can be requested for different choices of scale, PDF, and parameter values.

Acknowledgements

We are grateful to Malgorzata Worek, Giuseppe Bevilacqua and Tae Jeong Kim for useful discussions on several aspects of their $t\bar{t}b\bar{b}$ studies. This research was supported by the Hungarian Scientific Research Fund grant K-101482, the SNF-SCOPES-JRP-2014 grant “Preparation for and exploitation of the CMS data taking at the next LHC run”, the European Union and the European Social Fund through LHCPHenoNet network PITN-GA-2010-264564, and the Supercomputer, the national virtual lab TAMOP-4.2.2.C-11/1/KONV-2012-0010 project.

References

- [1] A. Bredenstein, A. Denner, S. Dittmaier, and S. Pozzorini, *NLO QCD corrections to $pp \rightarrow t \text{ anti-}t \text{ } b \text{ anti-}b + X$ at the LHC*, *Phys.Rev.Lett.* **103** (2009) 012002, [[arXiv:0905.0110](#)].
- [2] A. Bredenstein, A. Denner, S. Dittmaier, and S. Pozzorini, *NLO QCD Corrections to Top Anti-Top Bottom Anti-Bottom Production at the LHC: 2. full hadronic results*, *JHEP* **1003** (2010) 021, [[arXiv:1001.4006](#)].
- [3] G. Bevilacqua, M. Czakon, C. Papadopoulos, R. Pittau, and M. Worek, *Assault on the NLO Wishlist: $pp \rightarrow t \text{ anti-}t \text{ } b \text{ anti-}b$* , *JHEP* **0909** (2009) 109, [[arXiv:0907.4723](#)].
- [4] G. Bevilacqua, M. Czakon, C.G. Papadopoulos, and M. Worek, *Dominant QCD Backgrounds in Higgs Boson Analyses at the LHC: A Study of $pp \rightarrow t \text{ anti-}t + 2 \text{ jets}$ at Next-To-Leading Order*, *Phys.Rev.Lett.* **104** (2010) 162002, [[arXiv:1002.4009](#)].
- [5] G. Cullen, H. van Deurzen, N. Greiner, G. Luisoni, P. Mastrolia, et al., *Next-to-Leading-Order QCD Corrections to Higgs Boson Production Plus Three Jets in Gluon Fusion*, *Phys.Rev.Lett.* **111** (2013) 131801, [[arXiv:1307.4737](#)].
- [6] J. Alwall, R. Frederix, S. Frixione, V. Hirschi, F. Maltoni, et al., *The automated computation of tree-level and next-to-leading order differential cross sections, and their matching to parton shower simulations*, *JHEP* **1407** (2014) 079, [[arXiv:1405.0301](#)].
- [7] Z. Bern, L.J. Dixon, F. Febres Cordero, S. Hoeche, H. Ita et al., *Universality of W +Multijet Production*, [[arXiv:1407.6564](#)].
- [8] M. Worek, *On the next-to-leading order QCD K -factor for $t\bar{t}b\bar{b}$ production at the TeVatron*, *JHEP* **1202** (2012) 043, [[arXiv:1112.4325](#)].
- [9] **ATLAS** Collaboration, *Search for the standard model higgs boson produced in association with top quarks in proton-proton collisions at $\sqrt{s} = 7 \text{ tev}$ using the atlas detector*, Tech. Rep. ATLAS-CONF-2012-135, CERN, Geneva, Sep, 2012.
- [10] **CMS** Collaboration, S. Chatrchyan et al., *Search for the standard model Higgs boson produced in association with a top-quark pair in pp collisions at the LHC*, *JHEP* **1305** (2013) 145, [[arXiv:1303.0763](#)].

- [11] **CMS Collaboration**, *Search for higgs boson production in association with a top-quark pair and decaying to bottom quarks or tau leptons*, Tech. Rep. CMS-PAS-HIG-13-019, CERN, Geneva, 2013.
- [12] A. Kardos and Z. Trócsányi, *Hadroproduction of t anti- t pair with a b anti- b pair using PowHel*, *J.Phys.* **G41** (2014) 075005, [arXiv:1303.6291].
- [13] **LHC Higgs Cross Section Working Group Collaboration**, S. Heinemeyer et al., *Handbook of LHC Higgs Cross Sections: 3. Higgs Properties*, arXiv:1307.1347.
- [14] S. Frixione and B. R. Webber, *Matching NLO QCD computations and parton shower simulations*, *JHEP* **0206** (2002) 029, [hep-ph/0204244].
- [15] T. Gleisberg, S. Hoeche, F. Krauss, M. Schonherr, S. Schumann, et al., *Event generation with SHERPA 1.1*, *JHEP* **0902** (2009) 007, [arXiv:0811.4622].
- [16] F. Cascioli, P. Maierhoefer, N. Moretti, S. Pozzorini, and F. Siegert, *NLO matching for $t\bar{t}b\bar{b}$ production with massive b -quarks*, arXiv:1309.5912.
- [17] F. Cascioli, P. Maierhofer, and S. Pozzorini *Scattering Amplitudes with Open Loops*, *Phys.Rev.Lett.* **108** (2012) 111601, [arXiv:1111.5206].
- [18] P. Nason, *A New method for combining NLO QCD with shower Monte Carlo algorithms*, *JHEP* **0411** (2004) 040, [hep-ph/0409146].
- [19] S. Frixione, P. Nason, and C. Oleari, *Matching NLO QCD computations with Parton Shower simulations: the POWHEG method*, *JHEP* **11** (2007) 070, [arXiv:0709.2092].
- [20] M. Garzelli, A. Kardos, and Z. Trócsányi, *NLO Event Samples for the LHC, PoS EPS-HEP2011* (2011) 282, [arXiv:1111.1446].
- [21] J. Alwall et al., *A standard format for Les Houches event files*, *Comput. Phys. Commun.* **176** (2007) 300–304, [hep-ph/0609017].
- [22] G. Bevilacqua, M. Czakon, M. Garzelli, A. van Hameren, A. Kardos, et al., *HELAC-NLO*, *Comput.Phys.Comm.* **184** (2013) 986–997, [arXiv:1110.1499].

- [23] G. Bevilacqua, M. Czakon, M. Garzelli, A. van Hameren, Y. Malamos, et al., *NLO QCD calculations with HELAC-NLO*, *Nucl.Phys.Proc.Suppl.* **205-206** (2010) 211–217, [[arXiv:1007.4918](#)].
- [24] M. Czakon, C. Papadopoulos, and M. Worek, *Polarizing the Dipoles*, *JHEP* **0908** (2009) 085, [[arXiv:0905.0883](#)].
- [25] S. Alioli, P. Nason, C. Oleari, and E. Re, *A general framework for implementing NLO calculations in shower Monte Carlo programs: the POWHEG BOX*, *JHEP* **06** (2010) 043, [[arXiv:1002.2581](#)].
- [26] T. Sjostrand, S. Mrenna, and P. Z. Skands, *PYTHIA 6.4 Physics and Manual*, *JHEP* **0605** (2006) 026, [[hep-ph/0603175](#)].
- [27] M. Cacciari, S. Frixione, N. Houdeau, M. L. Mangano, P. Nason, et al., *Theoretical predictions for charm and bottom production at the LHC*, *JHEP* **1210** (2012) 137, [[arXiv:1205.6344](#)].
- [28] M. Whalley, D. Bourilkov, and R. Group, *The Les Houches accord PDFs (LHAPDF) and LHAGLUE*, [hep-ph/0508110](#).
- [29] **LHC Higgs Cross Section Working Group** Collaboration, S. Dittmaier et al., *Handbook of LHC Higgs Cross Sections: 1. Inclusive Observables*, [arXiv:1101.0593](#).
- [30] M. Cacciari, G. P. Salam, and G. Soyez, *FastJet user manual*, *Eur.Phys.J.* **C72** (2012) 1896, [[arXiv:1111.6097](#)].
- [31] **CMS** Collaboration, *Measurement of the cross section ratio $\sigma(t\bar{t}b\bar{b})/\sigma(t\bar{t}j\bar{j})$ in pp collisions at $\sqrt{s} = 8\text{ tev}$* , Tech. Rep. CMS-PAS-TOP-13-010, CERN, Geneva, 2013.
- [32] M. Cacciari, G. P. Salam, and G. Soyez, *The Anti- $k(t)$ jet clustering algorithm*, *JHEP* **0804** (2008) 063, [[arXiv:0802.1189](#)].
- [33] P. Z. Skands, *Tuning Monte Carlo Generators: The Perugia Tunes*, *Phys.Rev.* **D82** (2010) 074018, [[arXiv:1005.3457](#)].
- [34] J. Alwall, M. Herquet, F. Maltoni, O. Mattelaer and T. Stelzer *MarGraph 5: Going Beyond*, *JHEP* **1106** (2011) 128, [[arXiv:1106.0522](#)].
- [35] G. Bevilacqua and M. Worek, *On the ratio of $t\bar{t}b\bar{b}$ and $t\bar{t}j\bar{j}$ cross sections at the CERN Large Hadron Collider*, *JHEP* **1407** (2014) 135, [[arXiv:1403.2046](#)].