

# Trees with Large Neighborhood Total Domination Number

Michael A. Henning\* and Kirsti Wash†

Department of Pure and Applied Mathematics  
 University of Johannesburg  
 Auckland Park, 2006, South Africa  
 Email: mahenning@uj.ac.za  
 Email: kirstiw@g.clemson.edu

## Abstract

In this paper, we continue the study of neighborhood total domination in graphs first studied by Arumugam and Sivagnanam [Opuscula Math. 31 (2011), 519–531]. A neighborhood total dominating set, abbreviated NTD-set, in a graph  $G$  is a dominating set  $S$  in  $G$  with the property that the subgraph induced by the open neighborhood of the set  $S$  has no isolated vertex. The neighborhood total domination number, denoted by  $\gamma_{\text{nt}}(G)$ , is the minimum cardinality of a NTD-set of  $G$ . Every total dominating set is a NTD-set, implying that  $\gamma(G) \leq \gamma_{\text{nt}}(G) \leq \gamma_t(G)$ , where  $\gamma(G)$  and  $\gamma_t(G)$  denote the domination and total domination numbers of  $G$ , respectively. Arumugam and Sivagnanam posed the problem of characterizing the connected graphs  $G$  of order  $n \geq 3$  achieving the largest possible neighborhood total domination number, namely  $\gamma_{\text{nt}}(G) = \lceil n/2 \rceil$ . A partial solution to this problem was presented by Henning and Rad [Discrete Applied Mathematics 161 (2013), 2460–2466] who showed that 5-cycles and subdivided stars are the only such graphs achieving equality in the bound when  $n$  is odd. In this paper, we characterize the extremal trees achieving equality in the bound when  $n$  is even. As a consequence of this tree characterization, a characterization of the connected graphs achieving equality in the bound when  $n$  is even can be obtained noting that every spanning tree of such a graph belongs to our family of extremal trees.

**Keywords:** Domination; Total domination; Neighborhood total domination.

**AMS subject classification:** 05C69

---

\*Research supported in part by the South African National Research Foundation and the University of Johannesburg

†Research supported in part by the University of Johannesburg

# 1 Introduction

In this paper we continue the study of a parameter, called the neighborhood total domination number, that is squeezed between arguably the two most important domination parameters, namely the domination number and the total domination number. A *dominating set* in a graph  $G$  is a set  $S$  of vertices of  $G$  such that every vertex in  $V(G) \setminus S$  is adjacent to at least one vertex in  $S$ . The *domination number* of  $G$ , denoted by  $\gamma(G)$ , is the minimum cardinality of a dominating set of  $G$ . A *total dominating set*, abbreviated a TD-set, of a graph  $G$  with no isolated vertex is a set  $S$  of vertices of  $G$  such that every vertex in  $V(G)$  is adjacent to at least one vertex in  $S$ . The *total domination number* of  $G$ , denoted by  $\gamma_t(G)$ , is the minimum cardinality of a TD-set of  $G$ . The literature on the subject of domination parameters in graphs up to the year 1997 has been surveyed and detailed in the two books [5, 6]. Total domination is now well studied in graph theory. For a recent book on the topic, see [10]. A survey of total domination in graphs can also be found in [7].

Arumugam and Sivagnanam [1] introduced and studied the concept of neighborhood total domination in graphs. A *neighbor* of a vertex  $v$  is a vertex different from  $v$  that is adjacent to  $v$ . The *neighborhood of a set  $S$*  is the set of all neighbors of vertices in  $S$ . A *neighborhood total dominating set*, abbreviated NTD-set, in a graph  $G$  is a dominating set  $S$  in  $G$  with the property that the subgraph induced by the open neighborhood of the set  $S$  has no isolated vertex. The *neighborhood total domination number* of  $G$ , denoted by  $\gamma_{nt}(G)$ , is the minimum cardinality of a NTD-set of  $G$ . A NTD-set of  $G$  of cardinality  $\gamma_{nt}(G)$  is called a  $\gamma_{nt}(G)$ -set.

Every TD-set is a NTD-set, while every NTD-set is a dominating set. Hence the neighborhood total domination number is bounded below by the domination number and above by the total domination number as first observed by Arumugam and Sivagnanam in [1].

**Observation 1** ([1, 8]) *If  $G$  is a graph with no isolated vertex, then  $\gamma(G) \leq \gamma_{nt}(G) \leq \gamma_t(G)$ .*

## 1.1 Terminology and Notation

For notation and graph theory terminology not defined herein, we refer the reader to [5]. Let  $G$  be a graph with vertex set  $V(G)$  of order  $n = |V(G)|$  and edge set  $E(G)$  of size  $m = |E(G)|$ , and let  $v$  be a vertex in  $V$ . We denote the *degree* of  $v$  in  $G$  by  $d_G(v)$ . The minimum degree among the vertices of  $G$  is denoted by  $\delta(G)$ . A vertex of degree one is called a *leaf* and its neighbor a *support vertex*. We denote the set of leaves in  $G$  by  $L(G)$ , and the set of support vertices by  $S(G)$ . A support vertex adjacent to two or more leaves is a *strong support vertex*. For a set  $S \subseteq V$ , the subgraph induced by  $S$  is denoted by  $G[S]$ . A *2-packing* in  $G$  is a set of vertices that are pairwise at distance at least 3 apart in  $G$ .

A *cycle* and *path* on  $n$  vertices are denoted by  $C_n$  and  $P_n$ , respectively. A *star* on  $n \geq 2$  vertices is a tree with a vertex of degree  $n - 1$  and is denoted by  $K_{1,n-1}$ . A *double star* is a

tree containing exactly two vertices that are not leaves (which are necessarily adjacent). A *subdivided star* is a graph obtained from a star on at least two vertices by subdividing each edge exactly once. The subdivided star obtained from a star  $K_{1,4}$ , for example, is shown in Figure 1. We note that the smallest two subdivided stars are the paths  $P_3$  and  $P_5$ . Let  $\mathcal{F}$  be the family of all subdivided stars. Let  $F \in \mathcal{F}$ . If  $F = P_3$ , we select a leaf of  $F$  and call it the *link vertex* of  $F$ , while if  $F \neq P_3$ , the *link vertex* of  $F$  is the central vertex of  $F$ .

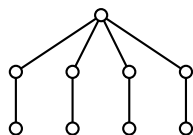


Figure 1: A subdivided star.

The *open neighborhood* of  $v$  is the set  $N_G(v) = \{u \in V \mid uv \in E\}$  and the *closed neighborhood* of  $v$  is  $N_G[v] = \{v\} \cup N_G(v)$ . For a set  $S \subseteq V$ , its *open neighborhood* is the set  $N_G(S) = \bigcup_{v \in S} N_G(v)$ , and its *closed neighborhood* is the set  $N_G[S] = N_G(S) \cup S$ . If the graph  $G$  is clear from the context, we simply write  $d(v)$ ,  $N(v)$ ,  $N[v]$ ,  $N(S)$  and  $N[S]$  rather than  $d_G(v)$ ,  $N_G(v)$ ,  $N_G[v]$ ,  $N_G(S)$  and  $N_G[S]$ , respectively. As observed in [8] a NTD-set in  $G$  is a set  $S$  of vertices such that  $N[S] = V$  and  $G[N(S)]$  contains no isolated vertex.

A *rooted tree* distinguishes one vertex  $r$  called the *root*. For each vertex  $v \neq r$  of  $T$ , the *parent* of  $v$  is the neighbor of  $v$  on the unique  $(r, v)$ -path, while a *child* of  $v$  is any other neighbor of  $v$ . A *descendant* of  $v$  is a vertex  $u$  such that the unique  $(r, u)$ -path contains  $v$ . Let  $C(v)$  and  $D(v)$  denote the set of children and descendants, respectively, of  $v$ , and let  $D[v] = D(v) \cup \{v\}$ . The *maximal subtree* at  $v$  is the subtree of  $T$  induced by  $D[v]$ , and is denoted by  $T_v$ .

## 2 Known Results

The following upper bound on the neighborhood total domination number of a connected graph in terms of its order is established in [8].

**Theorem 2** ([8]) *If  $G$  is a connected graph of order  $n \geq 3$ , then  $\gamma_{\text{nt}}(G) \leq (n + 1)/2$ .*

In this paper we consider the following problem posed by Arumugam and Sivagnanam [1] to characterize the connected graphs of largest possible neighborhood total domination number.

**Problem 1** ([1]) *Characterize the connected graphs  $G$  of order  $n$  for which  $\gamma_{\text{nt}}(G) = \lceil n/2 \rceil$ .*

A partial solution to this problem was presented by Henning and Rad [8] who provided the following characterization in the case when  $n$  is odd.

**Theorem 3** ([8]) *Let  $G \neq C_5$  be a connected graph of order  $n \geq 3$ . If  $\gamma_{\text{nt}}(G) = (n + 1)/2$ , then  $G \in \mathcal{F}$ .*

As first observed in [8], a characterization in the case when  $n$  is even and the minimum degree is at least 2 follows readily from a result on the restrained domination number of a graph due to Domke, Hattingh, Henning and Markus [4]. Let  $B_1, B_2, \dots, B_5$  be the five graphs shown in Figure 2.

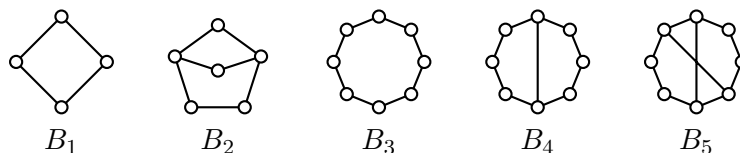


Figure 2: The five graphs  $B_1, B_2, \dots, B_5$ .

**Theorem 4** ([8]) *Let  $G \neq C_5$  be a connected graph of order  $n \geq 4$  with  $\delta(G) \geq 2$ . If  $\gamma_{\text{nt}}(G) = n/2$ , then  $G \in \{B_1, B_2, B_3, B_4, B_5\}$ .*

### 3 The Family $\mathcal{T}$ of Trees

In this section we define a family of trees  $\mathcal{T}$  as follows. Let  $T_0$  be an arbitrary tree. Let  $T_1$  be the tree obtained from  $T_0$  by the following operation: for each vertex  $x \in V(T_0)$ , either add a new vertex and an edge joining it to  $x$  or add a new path  $P_3$  and an edge joining its central vertex to  $x$ . Let  $\mathcal{T}$  be the family of all trees  $T$  that can be obtained from  $T_1$  by performing the following operation:

- Choose a set of leaves,  $L_1$ , in  $T_1$ , that form a 2-packing (possibly  $L_1 = \emptyset$ ). For each vertex  $v \in L_1$ , add  $k \geq 0$  vertex-disjoint copies of  $P_2$  and join  $v$  to exactly one end of each added copy of  $P_2$ . We refer to these  $k$  added copies of  $P_2$  as *appended  $P_2$ s* associated with  $x$ .

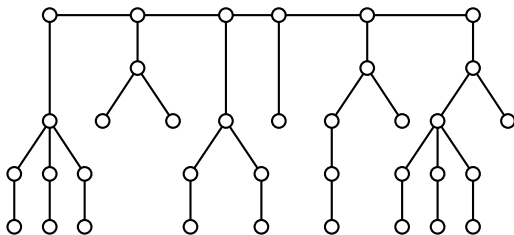


Figure 3: A tree in the family  $\mathcal{T}$ .

A tree in the family  $\mathcal{T}$  is illustrated in Figure 3. For ease of reference, we introduce some terminology for a tree  $T \in \mathcal{T}$ . We use the standard notation  $[k] = \{1, 2, \dots, k\}$ . First note that given a tree  $T \in \mathcal{T}$ , a tree  $T_0$  used to construct the tree  $T$  may not be unique. That

is, in some cases we may be able to choose two distinct trees  $T_0$  and  $T'_0$  such that  $T$  is obtained from either  $T_0$  or  $T'_0$  by performing different combinations of the above operations. Therefore, we refer to  $T_0$  as an *underlying tree of  $T$* , and we refer to  $T_1$  as the *corresponding base tree of  $T_0$* .

The vertex set  $V(T_1)$  of  $T_1$  can be partitioned into sets  $V_1, \dots, V_\ell$  such that each  $V_i$  contains exactly one vertex of  $T_0$  and  $T[V_i] \in \{P_2, K_{1,3}\}$  for each  $i \in [\ell]$ . We say that  $T[V_i]$  is a  $P_2$ -unit of  $T_1$  if  $T[V_i] = P_2$  and  $T[V_i]$  is a *star-unit* otherwise.

If  $x \in L_1$  belongs to a  $P_2$ -unit of  $T_1$ , then an appended  $P_2$  associated with  $x$  we call a Type-1 appended  $P_2$ , while if  $x \in L_1$  belongs to a star-unit of  $T_1$ , then an appended  $P_2$  associated with  $x$  we call a Type-2 appended  $P_2$ .

For each vertex  $v$  that is the central vertex of a star-unit of  $T_1$ , we denote the two leaf neighbors of  $v$  in  $T_1$  that do not belong to the underlying tree  $T_0$  by  $a_v$  and  $b_v$ . If  $a_v \in L_1$ , then  $a_v$  has appended  $P_2$ 's in  $T$  and, by construction,  $b_v$  remains a leaf in  $T$  (since  $L_1$  is a 2-packing). In this case, we say that  $v$  and  $b_v$  are *blocked vertices*. Similarly, if  $b_v$  has appended  $P_2$ 's in  $T$ , then  $v$  and  $a_v$  are blocked vertices. If  $a_v$  and  $b_v$  are both leaves of  $T$ , then only  $v$  is a blocked vertex. We shall adopt the convention that if one of  $a_v$  or  $b_v$  is a blocked vertex of  $T_1$ , then renaming vertices if necessary,  $b_v$  is the blocked vertex.

## 4 Main Result

By Theorem 2, every connected graph  $G$  of order  $n \geq 3$  satisfies  $\gamma_{\text{nt}}(G) \leq (n+1)/2$ . If  $T$  is a tree of order  $n \geq 3$  and  $\gamma_{\text{nt}}(T) = (n+1)/2$ , then by Theorem 3,  $T$  is a subdivided star. Our aim in this paper is to characterize the trees  $T$  of order  $n \geq 4$  satisfying  $\gamma_{\text{nt}}(T) = n/2$ . We shall prove the following result.

**Theorem 5** *Let  $T$  be a tree of order  $n \geq 4$ . If  $\gamma_{\text{nt}}(T) = n/2$ , then  $T \in \mathcal{T}$ .*

**Proof.** We proceed by induction on the order  $n \geq 4$  of a tree  $T$  satisfying  $\gamma_{\text{nt}}(T) = n/2$ . If  $n = 4$ , then either  $T = P_4$  or  $T = K_{1,3}$ . In both cases,  $\gamma_{\text{nt}}(T) = 2 = n/2$ . If  $T = P_4$  (respectively,  $T = K_{1,3}$ ), then  $T \in \mathcal{T}$  with  $P_2$  (respectively,  $K_1$ ) as the unique underlying tree and the tree  $T$  itself as the corresponding base tree. This establishes the base case. Let  $n \geq 6$  and assume that if  $T'$  is a tree of order  $n'$  where  $4 \leq n' < n$  satisfying  $\gamma_{\text{nt}}(T') = n'/2$ , then  $T' \in \mathcal{T}$ . Let  $T$  be a tree of order  $n$  satisfying  $\gamma_{\text{nt}}(T) = n/2$ . Our aim is to show that  $T \in \mathcal{T}$ . For this purpose, we introduce some additional notation.

For a subtree  $T'$  of the tree  $T$  that belongs to the family  $\mathcal{T}$ , we adopt the following notation in our proof. Let  $T'_0$  be an underlying tree of  $T'$  with corresponding base tree  $T'_1$ . For each vertex  $x \in V(T'_1)$ , we let  $N_x = N_{T'}(x) \setminus V(T'_1)$ , and so  $N_x$  consists of all neighbors of  $x$  in  $T'$  that do not belong to the base tree  $T'_1$ . Further, we let  $L_x$  consist of all leaves of  $T'$  at distance 2 from  $x$  that do not belong to the base tree  $T'_1$ . Necessarily, a vertex in  $N_x$  is a support vertex of  $T'$  that belongs to a  $P_2$  appended to  $x$ , while a vertex in  $L_x$  is a leaf of  $T'$  that belongs to a  $P_2$  appended to  $x$ .

Let  $A$  be the vertex set of the underlying tree  $T'_0$ ; that is,  $A = V(T'_0)$ . Let  $B$  be the set of vertices in the base tree  $T'_1$  that do not belong to the underlying tree  $T'_0$ ; that is,  $B = V(T'_1) \setminus V(T'_0)$ . Further, let  $B_1$  be the set of all central vertices of star-units of  $T'_1$ . Let  $C = V(T') \setminus V(T'_1)$  be the set of vertices of  $T'$  that belong to a Type-1 or Type-2 appended  $P_2$ . We note that  $(A, B, C)$  is a partition of the vertex set  $V(T')$ , where possibly  $C = \emptyset$ . Let  $C_1$  (respectively,  $C_2$ ) be the set of all leaves (respectively, support vertices) of  $T'$  that do not belong to the base tree  $T'_1$ . We note that  $(C_1, C_2)$  is a partition of the set  $C$ . Let

$$D' = A \cup B_1 \cup C_1.$$

Then the set  $D'$  is a NTD-set of  $T'$  (recall that  $n' \geq 4$ ). Since  $|D'| = n'/2 = \gamma_{\text{nt}}(T')$ , the set  $D'$  is therefore a  $\gamma_{\text{nt}}(T')$ -set.

For each vertex  $x \in A$ , we let  $A_x$  be the set of neighbors of  $x$  in  $A$  that have degree 2 in  $T'$  and belong to a  $P_2$ -unit in  $T'_1$ . Let  $B_x$  be the set of all vertices in  $B$  that are neighbors of vertices in  $A_x$  and let  $C_x$  be the set of all vertices of  $C_2$  that are neighbors of vertices in  $B_x$ . Further, let  $D_x$  be the set of all vertices of  $C_1$  that are neighbors of vertices in  $C_x$ . We note that each vertex in  $C_x$  is a support vertex of  $T'$  that belongs to a Type-1 appended  $P_2$ , while each vertex in  $D_x$  is a leaf of  $T'$  that belongs to a Type-1 appended  $P_2$ . We note that  $|A_x| = |B_x|$  and  $|C_x| = |D_x|$ , although possibly  $A_x = \emptyset$  (in which case  $B_x = \emptyset$ ). Further we let  $A_x^1$  be the set of vertices in  $A_x$  that are support vertices in  $T'$  and we let  $B_x^1$  be the set of leaf-neighbors of vertices in  $A_x$ . Possibly,  $A_x^1 = \emptyset$ . We note that  $|A_x^1| = |B_x^1|$ . If  $A_x \neq \emptyset$  and  $A_x = A_x^1$ , then  $B_x$  is the set  $B_x^1$  of leaves of  $T'$  (and in this case  $C_x = D_x = \emptyset$ ).

We now return to our proof of Theorem 5. If  $T$  is a star, then  $\gamma_{\text{nt}}(T) = 2 < n/2$ , a contradiction. If  $T$  is a double star, then the two vertices that are not leaves form a NTD-set, implying that  $\gamma_{\text{nt}}(T) = 2 < n/2$ , a contradiction. Therefore,  $\text{diam}(T) \geq 4$ . Let  $P$  be a longest path in  $T$  and suppose that  $P$  is an  $(r, u)$ -path. Necessarily,  $r$  and  $u$  are leaves in  $T$ . We now root the tree  $T$  at the vertex  $r$ . Let  $v$  be the parent of  $u$ , and let  $w$  be the parent of  $v$  in the rooted tree  $T$ . Among all such paths  $P$ , we may assume that  $P$  is chosen so that  $d_T(v)$  is minimum. Thus if  $P'$  is an arbitrary longest path in  $T$  and  $P'$  is an  $(r', u')$ -path with  $v'$  the neighbor of  $u'$  on  $P'$ , then  $d_T(v') \geq d_T(v)$ .

We proceed further with the following claim.

**Claim A** *If  $d_T(v) = 2$ , then  $T \in \mathcal{T}$ .*

**Proof of Claim A.** Suppose that  $d_T(v) = 2$ . Let  $T' = T - \{u, v\}$  have order  $n'$ , and so  $n' = n - 2 \geq 4$ . Since  $n$  is even, so too is  $n'$ . By Theorem 2,  $\gamma_{\text{nt}}(T') \leq n'/2$ . Let  $D^*$  be a  $\gamma_{\text{nt}}(T')$ -set. If  $w \in D^*$ , let  $D = D^* \cup \{v\}$ . If  $w \notin D^*$ , let  $D = D^* \cup \{u\}$ . In both cases, the set  $D$  is a NTD-set of  $T$ , and so

$$\frac{n}{2} = \gamma_{\text{nt}}(T) \leq |D| = |D^*| + 1 \leq \frac{n'}{2} + 1 = \frac{n}{2}.$$

Hence we must have equality throughout the above inequality chain. In particular, this implies that  $\gamma_{\text{nt}}(T') = n'/2$ . Applying the inductive hypothesis to the tree  $T'$ , we have

$T' \in \mathcal{T}$ . Adopting our earlier notation, let  $D' = A \cup B_1 \cup C_1$  and recall that  $D'$  is a  $\gamma_{\text{nt}}(T')$ -set. We now consider the parent,  $w$ , of the vertex  $v$  in the rooted tree  $T$ . If  $w \in A$ , then  $T \in \mathcal{T}$  with  $T[A \cup \{v\}]$  as an underlying tree of  $T$  and  $T[A \cup B \cup \{u, v\}]$  as the corresponding base tree. If  $w \in B$  and  $w$  is not a blocked vertex, then  $T \in \mathcal{T}$  with  $T'_0$  as an underlying tree of  $T$  and  $T'_1$  as the corresponding base tree. Therefore, we may assume that either  $w \in B$  and  $w$  is a blocked vertex or  $w \in C$ , for otherwise  $T \in \mathcal{T}$  as desired. We proceed further by considering the following three cases.

*Case 1.  $w \in B$  and  $w$  is a blocked vertex.* Thus,  $w$  is a blocked vertex contained in a star-unit of  $T'_1$ . Let  $x$  be the vertex of  $A$  that belongs to the star-unit containing  $w$  and let  $y$  be the central vertex of the star-unit. If  $w \in B_1$  (and so,  $w = y$ ), then the set

$$(D' \setminus (A_x^1 \cup \{x\})) \cup (B_x^1 \cup \{v\})$$

is a NTD-set of  $T$  of size  $|D'| + |B_x^1| - |A_x^1| = |D'| = n'/2 = n/2 - 1$ , implying that  $\gamma_{\text{nt}}(T) < n/2$ , a contradiction. Hence,  $w \notin B_1$  and  $w$  is therefore a leaf-neighbor of  $y$  in the star-unit that contains it. Recall that  $a_y$  and  $b_y$  denote the two leaf-neighbors of  $y$  in the star-unit that do not belong to  $A$ . Since  $w$  is a blocked vertex, by convention we have  $w = b_y$ . We note that at least one Type-2  $P_2$  is appended to  $a_y$  in order for  $b_y$  to be a blocked vertex. If  $|A| \geq 2$ , then the set

$$(D' \setminus (A_x \cup D_x \cup \{x\})) \cup (B_x \cup C_x \cup \{u\})$$

is a NTD-set of  $T$  of size  $|D'| + (|B_x| - |A_x|) + (|C_x| - |D_x|) = |D'|$ , a contradiction. Hence,  $A$  consists only of the vertex  $x$ . Thus,  $T \in \mathcal{T}$  with  $T[\{v, w\}]$  as an underlying tree of  $T$  and  $T[\{u, v, w, x, y, a_y\}]$  as the corresponding base tree.

*Case 2.  $w \in C$  and  $w$  belongs to a Type-1 appended  $P_2$ .* Suppose firstly that  $w$  is a leaf of  $T'$ , and so  $w \in C_1$ . Let  $x$  be the neighbor of  $w$  that belongs to  $C_2$ , let  $y$  be the neighbor of  $x$  that belongs to  $B$  and let  $z$  be the neighbor of  $y$  that belongs to  $A$ . If the vertex  $z$  has a neighbor in  $A$  that is not a support vertex of degree 2 in  $T'$ , then the set

$$(D' \setminus (A_z^1 \cup \{w, z\})) \cup (B_z^1 \cup \{u, x\})$$

is a NTD-set of  $T$  of size  $|D'| + |B_z^1| - |A_z^1| = |D'|$ , a contradiction. Hence,  $A = \{z\}$  or every neighbor of  $z$  that belongs to  $A$  is a support vertex of degree 2 in  $T'$ . In this case,  $A = A_z^1 \cup \{z\}$ ,  $C_2 = N_y$  and  $C_1 = L_y$ . Thus,  $T \in \mathcal{T}$  with  $T[N_y \cup \{y\}]$  as an underlying tree of  $T$  and  $T[C \cup \{y, z\}]$  as the corresponding base tree.

Suppose secondly that  $w$  is a support vertex of  $T'$ , and so  $w \in C_2$ . Let  $x$  be the leaf-neighbor of  $w$  in  $T'$ . Let  $y$  be the neighbor of  $w$  that belongs to  $B$  and let  $z$  be the neighbor of  $y$  that belongs to  $A$ . If the vertex  $z$  has a neighbor in  $A$  that is not a support vertex of degree 2 in  $T'$ , then the set

$$(D' \setminus (A_z^1 \cup \{x, z\})) \cup (B_z^1 \cup \{v, w\})$$

is a NTD-set of  $T$  of size  $|D'| + |B_z^1| - |A_z^1| = |D'|$ , a contradiction. Hence,  $A = \{z\}$  or every neighbor of  $z$  that belongs to  $A$  is a support vertex of degree 2 in  $T'$ . In this case,

$A = A_z^1 \cup \{z\}$ ,  $C_2 = N_y$  and  $C_1 = L_y$ . Thus,  $T \in \mathcal{T}$  with  $T[N_y \cup \{v, y\}]$  as an underlying tree of  $T$  and  $T[C \cup \{u, v, y, z\}]$  as the corresponding base tree.

*Case 3.*  $w \in C$  and  $w$  belongs to a Type-2 appended  $P_2$ . Suppose firstly that  $w$  is a leaf of  $T'$ , and so  $w \in C_1$ . Let  $x$  be the neighbor of  $w$  that belongs to  $C_2$ . Let  $a_y$  be the neighbor of  $x$  that belongs to  $B$  and let  $y$  be the central vertex of the star-unit that contains  $a_y$ . We note that  $b_y$  is a leaf in  $T'$ . Let  $z$  be the neighbor of  $y$  that belongs to  $A$ . If the vertex  $z$  has a neighbor in  $A$  that is not a support vertex of degree 2 in  $T'$ , then the set

$$(D' \setminus (A_z^1 \cup \{w, y, z\})) \cup (B_z^1 \cup \{u, x, b_y\})$$

is a NTD-set of  $T$  of size  $|D'|$ , a contradiction. Hence,  $A = \{z\}$  or every neighbor of  $z$  that belongs to  $A$  is a support vertex of degree 2 in  $T'$ . In this case,  $A = A_z^1 \cup \{z\}$  and  $C_2 = N_{a_y}$ . Thus,  $T \in \mathcal{T}$  with  $T[C_2 \cup \{a_y\}]$  as an underlying tree of  $T$  and  $T[C \cup \{y, a_y, b_y, z\}]$  as the corresponding base tree.

Suppose secondly that  $w$  is a support vertex of  $T'$ , and so  $w \in C_2$ . Let  $x$  be the leaf-neighbor of  $w$  in  $T'$ . Let  $a_y$  be the neighbor of  $w$  that belongs to  $B$  and let  $y$  be the central vertex of the star-unit that contains  $a_y$ . Let  $z$  be the neighbor of  $y$  that belongs to  $A$ . If the vertex  $z$  has a neighbor in  $A$  that is not a support vertex of degree 2 in  $T'$ , then the set

$$(D' \setminus (A_z^1 \cup \{x, y, z\})) \cup (B_z^1 \cup \{v, w, b_y\})$$

is a NTD-set of  $T$  of size  $|D'|$ , a contradiction. Hence,  $A = \{z\}$  or every neighbor of  $z$  that belongs to  $A$  is a support vertex of degree 2 in  $T'$ . In this case,  $A = A_z^1 \cup \{z\}$  and  $C_2 = N_{a_y}$ . Thus,  $T \in \mathcal{T}$  with  $T[C_2 \cup \{v, a_y\}]$  as an underlying tree of  $T$  and  $T[C \cup \{u, v, y, a_y, b_y, z\}]$  as the corresponding base tree. In all three cases above, we have that  $T \in \mathcal{T}$ . This completes the proof of Claim A.  $\square$

By Claim A, we may assume that  $d_T(v) \geq 3$ , for otherwise  $T \in \mathcal{T}$  as desired. By our choice of the path  $P$ , every child of  $w$  that is not a leaf has degree at least as large as  $d_T(v)$ . Let  $x$  be the parent of  $w$  in  $T$ . Since  $\text{diam}(T) \geq 4$ , we note that  $x \neq r$ , and so  $d_T(x) \geq 2$ . Let  $w$  have  $\ell \geq 0$  leaf-neighbors and  $k \geq 1$  children that are support vertices. Let  $W$  be the set consisting of the vertex  $w$  and its  $k$  children that are support vertices. Then,  $|W| = k + 1$  and, as observed earlier, every vertex in  $W \setminus \{w\}$  has degree at least  $d_T(v) \geq 3$ . Let the subtree,  $T_w$ , of  $T$  rooted at  $w$  have order  $n_w$ , and so  $n_w \geq 3k + \ell + 1$ . Let  $T' = T - V(T_w)$  be the tree obtained from  $T$  by deleting the vertices in the subtree  $T_w$  of  $T$  rooted at  $w$ . Let  $T'$  have order  $n'$ . Then,  $n' \geq 2$  and  $n' = n - n_w$ .

**Claim B** *If  $n' = 2$ , then  $T \in \mathcal{T}$ .*

**Proof of Claim B.** Suppose that  $n' = 2$ . Then,  $n \geq 3k + \ell + 3$  and the set  $W \cup \{x\}$  is a NTD-set of  $T'$ , and so  $n/2 = \gamma_{\text{nt}}(T) \leq |W| + 1 = k + 2 \leq k + (k + \ell + 3)/2 \leq n/2$ . Hence we must have equality throughout this inequality chain, implying that  $k = 1$ ,  $\ell = 0$ ,  $n_w = 4$  and  $n = 6$ . Thus,  $T \in \mathcal{T}$  with  $T[\{w, x\}]$  as the underlying tree of  $T$  and  $T$  itself as the corresponding base tree.  $\square$



By Claim B, we may assume that  $n' \geq 3$ , for otherwise  $T \in \mathcal{T}$  as desired. Applying Theorem 2 and Theorem 3 to the tree  $T'$ , we have that  $\gamma_{\text{nt}}(T') \leq (n' + 1)/2$ , with equality if and only if  $T'$  is a subdivided star.

**Claim C**  $T' \in \mathcal{T}$ ,  $d_T(w) = 2$ , and  $d_T(v) = 3$ .

**Proof of Claim C.** We show firstly that  $\gamma_{\text{nt}}(T') \leq n'/2$ . Suppose, to the contrary, that  $\gamma_{\text{nt}}(T') = (n' + 1)/2$  and  $T'$  is a subdivided star. Let  $y$  be the link vertex of  $T'$ , and let  $Y_1$  and  $Y_2$  be the set of vertices at distance 1 and 2, respectively, from  $y$  in  $T'$ . Select an arbitrary vertex  $y_2 \in Y_2$  and let  $y_1$  be the common neighbor of  $y$  and  $y_2$ , and so  $yy_1y_2$  is a path in  $T'$ . Renaming vertices if necessary, we may assume that  $x \in \{y, y_1, y_2\}$ . If  $x = y$ , let  $Y = Y_2$ . If  $x = y_1$ , let  $Y = (Y_2 \setminus \{y_2\}) \cup \{x\}$ . If  $x = y_2$ , let  $Y = (Y_1 \setminus \{y_1\}) \cup \{y\}$ . In all three cases,  $|Y| = (n' - 1)/2$  and the set  $W \cup Y$  is a NTD-set of  $T$ . Recall that  $n_w \geq 3k + \ell + 1$  and  $n' = n - n_w$ . Hence,

$$\begin{aligned} \gamma_{\text{nt}}(T) &\leq |Y| + |W| \\ &= \frac{n' - 1}{2} + k + 1 \\ &\leq \frac{n - 3k - \ell - 2}{2} + k + 1 \\ &= \frac{n - k - \ell}{2} \\ &\leq \frac{n - 1}{2}, \end{aligned}$$

a contradiction. Therefore,  $\gamma_{\text{nt}}(T') \leq n'/2$ . Every  $\gamma_{\text{nt}}(T')$ -set can be extended to a NTD-set of  $T$  by adding to it the set  $W$ . Hence,

$$\frac{n}{2} = \gamma_{\text{nt}}(T) \leq \gamma_{\text{nt}}(T') + |W| \leq \frac{n'}{2} + k + 1 \leq \frac{n - k - \ell + 1}{2} \leq \frac{n}{2}.$$

Consequently, we must have equality throughout this inequality chain, implying that  $k = 1$ ,  $\ell = 0$ ,  $d_T(w) = 2$ ,  $d_T(v) = 3$ , and  $\gamma_{\text{nt}}(T') = n'/2$ . Applying the inductive hypothesis to the tree  $T'$  of (even) order  $n' \geq 4$ , we deduce that  $T' \in \mathcal{T}$ .  $\square$

By Claim C,  $d_T(w) = 2$  and  $d_T(v) = 3$ . Thus,  $N(w) = \{v, x\}$ . Let  $u_1$  and  $u_2$  be the two children of  $v$  where  $u = u_1$ . By Claim C,  $T' \in \mathcal{T}$ . Adopting our earlier notation, let  $T'$  have order  $n'$ . In this case,  $n' = n - 4$ . Further, let  $D' = A \cup B_1 \cup C_1$  and recall that  $D'$  is a  $\gamma_{\text{nt}}(T')$ -set. We now consider the parent,  $x$ , of the vertex  $w$  in the rooted tree  $T$ . If  $x \in A$ , then  $T \in \mathcal{T}$  with  $T[A \cup \{w\}]$  as an underlying tree of  $T$  and  $T[A \cup B \cup N[v]]$  as the corresponding base tree. Hence we may assume that  $x \in B \cup C$ , for otherwise  $T \in \mathcal{T}$  as desired.

**Claim D** If  $x \in B$ , then  $T \in \mathcal{T}$ .

**Proof of Claim D.** Suppose that  $x \in B$ . We consider two subclaims.

**Claim D.1** *If  $x$  belongs to a  $P_2$ -unit in  $T'_1$ , then  $T \in \mathcal{T}$ .*

**Proof of Claim D.1** Suppose that  $x$  belongs to a  $P_2$ -unit in  $T'_1$ . Let  $y$  be the neighbor of  $x$  that belongs to  $A$ . If the vertex  $y$  has a neighbor in  $A$  that is not a support vertex of degree 2 in  $T'$ , then the set

$$(D' \setminus (A_y^1 \cup \{y\})) \cup (B_y^1 \cup \{v, w\})$$

is a NTD-set of  $T$  of size  $|D'| + 1 + (|B_y^1| - |A_y^1|) = |D'| + 1 = n'/2 + 1 = n/2 - 1$ , a contradiction. Hence,  $A = \{y\}$  or every neighbor of  $y$  that belongs to  $A$  is a support vertex of degree 2 in  $T'$ . In this case,  $A = A_y^1 \cup \{y\}$ ,  $C_2 = N_x$  and  $C_1 = L_x$ . Thus,  $T \in \mathcal{T}$  with  $T[N_x \cup \{w, x\}]$  as an underlying tree of  $T$  and  $T[C \cup \{u_1, u_2, v, w, x, y\}]$  as the corresponding base tree.  $\square$

**Claim D.2** *If  $x$  belongs to a star-unit in  $T'_1$ , then  $T \in \mathcal{T}$ .*

**Proof of Claim D.2.** Suppose that  $x$  belongs to a star-unit in  $T'_1$ . Let  $z$  be the vertex of  $A$  that belongs to the star-unit containing  $x$  and let  $y$  be the central vertex of the star-unit. If  $x \in B_1$  (and so,  $x = y$ ), then the set

$$(D' \setminus (A_z^1 \cup \{z\})) \cup (B_z^1 \cup \{v, w\})$$

is a NTD-set of  $T$  of size  $|D'| + 1 = n/2 - 1$ , a contradiction. Hence,  $x \notin B_1$  and  $x$  is therefore a leaf-neighbor in its star-unit. Recall that  $a_y$  and  $b_y$  denote the two leaf-neighbors of  $y$  in the star-unit that do not belong to  $A$ . By convention the vertex  $b_y$  is a leaf in  $T'$  and the vertex  $a_y$  has  $\ell \geq 0$  Type-2  $P_2$ 's appended to it.

Suppose  $x = a_y$ . If the vertex  $z$  has a neighbor in  $A$  that is not a support vertex of degree 2 in  $T'$ , then the set

$$(D' \setminus (A_z^1 \cup \{y, z\})) \cup (B_z^1 \cup \{b_y, v, w\})$$

is a NTD-set of  $T$  of size  $|D'| + 1$ , a contradiction. Hence,  $A = \{z\}$  or every neighbor of  $z$  that belongs to  $A$  is a support vertex of degree 2 in  $T'$ . In this case  $A = A_z^1 \cup \{z\}$ ,  $C_2 = N_{a_y}$  and  $C_1 = L_{a_y}$ . Thus,  $T \in \mathcal{T}$  with  $T[C_2 \cup \{w, a_y\}]$  as an underlying tree of  $T$  and  $T[C \cup \{a_y, b_y, u_1, u_2, v, w, y, z\}]$  as the corresponding base tree.

Suppose that  $x = b_y$ . If  $a_y$  is a leaf of  $T'$ , then renaming  $a_y$  and  $b_y$ , we may assume that  $x = a_y$ . In this case, we have shown that  $T \in \mathcal{T}$ . Hence we may assume that  $a_y$  has at least one Type-2  $P_2$  appended to it. If  $|A| \geq 2$ , then the set

$$(D' \setminus (A_z \cup D_z \cup \{z\})) \cup (B_z \cup C_z \cup \{v, w\})$$

is a NTD-set of  $T$  of size  $|D'| + 1$ , a contradiction. Hence,  $A = \{z\}$ . Thus,  $T \in \mathcal{T}$  with  $T[\{b_y, w\}]$  as an underlying tree of  $T$  and  $T[\{a_y, b_y, u_1, u_2, v, w, y, z\}]$  as the corresponding base tree. This completes the proof of Claim D.2.  $\square$

Claim D now follows from Claim D.1 and Claim D.2.  $\square$

By Claim D, we may assume that  $x \in C$ , for otherwise  $T \in \mathcal{T}$  as desired.

**Claim E** *If  $x$  belongs to a Type-1 appended  $P_2$ , then  $T \in \mathcal{T}$ .*

**Proof of Claim E.** Suppose that  $x$  belongs to a Type-1 appended  $P_2$ . Suppose firstly that  $x$  is a leaf of  $T'$ , and so  $x \in C_1$ . Let  $y_2$  be the neighbor of  $x$  that belongs to  $C_2$ , let  $y$  be the neighbor of  $y_1$  that belongs to  $B$  and let  $z$  be the neighbor of  $y$  that belongs to  $A$ . If  $y$  has degree at least 3 in  $T'$ , then  $|N_y| \geq 2$  and the set

$$(D' \setminus (A_z^1 \cup L_y \cup \{z\})) \cup (B_z^1 \cup (N_y \setminus \{y_1\}) \cup \{v, w, y\})$$

is a NTD-set of  $T$  of size  $|D'| + (|B_z^1| - |A_z^1|) + (|N_y| - |L_y|) + 3 - 2 = |D'| + 1$ , a contradiction. Hence,  $y$  has degree 2 in  $T'$ . If  $|A| \geq 2$ , then the set

$$(D' \setminus (A_z \cup D_z \cup \{z\})) \cup (B_x \cup C_x \cup \{v, w, y\})$$

is a NTD-set of  $T$  of size  $|D'| + (|B_x| - |A_x|) + (|C_x| - |D_x|) + 3 - 2 = |D'| + 1$ , a contradiction. Hence,  $A$  consists only of the vertex  $z$ . Therefore,  $T$  is obtained from the path  $u_1 v w x y_1 y z$  by adding a new vertex  $u_2$  and the edge  $u_2 v$ . Thus,  $T \in \mathcal{T}$  with  $T[\{w, x\}]$  as an underlying tree of  $T$  and  $T[\{u_1, u_2, v, w, x, y_1\}]$  as the corresponding base tree.

Suppose secondly that  $x$  is a support vertex of  $T'$ , and so  $x \in C_2$ . Let  $x_1$  be the leaf-neighbor of  $x$  in  $T'$ . Let  $y$  be the neighbor of  $x$  that belongs to  $B$  and let  $z$  be the neighbor of  $y$  that belongs to  $A$ . If the vertex  $z$  has a neighbor in  $A$  that is not a support vertex of degree 2 in  $T'$ , then the set

$$(D' \setminus (A_z^1 \cup \{x_1, z\})) \cup (B_z^1 \cup \{v, w, x\})$$

is a NTD-set of  $T$  of size  $|D'| + 1$ , a contradiction. Hence,  $A = \{z\}$  or every neighbor of  $z$  that belongs to  $A$  is a support vertex of degree 2 in  $T'$ . In this case,  $A = A_z^1 \cup \{z\}$ ,  $C_2 = N_y$  and  $C_1 = L_y$ . Thus,  $T \in \mathcal{T}$  with  $T[N_y \cup \{w, y\}]$  as an underlying tree of  $T$  and  $T[C \cup \{u_1, u_2, v, w, y, z\}]$  as the corresponding base tree.  $\square$

By Claim E, we may assume that  $x$  belongs to a Type-2 appended  $P_2$ , for otherwise  $T \in \mathcal{T}$  as desired.

**Claim F** *The vertex  $x$  is a support vertex of  $T'$ .*

**Proof of Claim F.** Suppose to the contrary that  $x$  is a leaf of  $T'$ , and so  $x \in C_1$ . Let  $x_1$  be the neighbor of  $x$  that belongs to  $C_2$ . Let  $a_y$  be the neighbor of  $x_1$  that belongs to  $B$  and let  $y$  be the central vertex of the star-unit that contains  $a_y$ . We note that  $b_y$  is a leaf in  $T'$ . Let  $z$  be the neighbor of  $y$  that belongs to  $A$ . Then the set

$$(D' \setminus (A_z^1 \cup \{x, z\})) \cup (B_z^1 \cup \{v, w, a_y\})$$

is a NTD-set of  $T$  of size  $|D'| + 1$ , a contradiction.  $\square$

We now return to the proof of Theorem 5 one last time. By Claim F, the vertex  $x$  is a support vertex of  $T'$ , and so  $x \in C_2$ . Let  $x_1$  be the leaf-neighbor of  $x$  in  $T'$ . Let  $a_y$  be

the neighbor of  $x$  that belongs to  $B$  and let  $y$  be the central vertex of the star-unit that contains  $a_y$ . Let  $z$  be the neighbor of  $y$  that belongs to  $A$ . If the vertex  $z$  has a neighbor in  $A$  that is not a support vertex of degree 2 in  $T'$ , then the set

$$(D' \setminus (A_z^1 \cup \{x_1, y, z\})) \cup (B_z^1 \cup \{v, w, x, b_y\})$$

is a NTD-set of  $T$  of size  $|D'| + 1$ , a contradiction. Hence,  $A = \{z\}$  or every neighbor of  $z$  that belongs to  $A$  is a support vertex of degree 2 in  $T'$ . In this case,  $A = A_z^1 \cup \{z\}$  and  $C_2 = N_{a_y}$ . Thus,  $T \in \mathcal{T}$  with  $T[C_2 \cup \{w, a_y\}]$  as an underlying tree of  $T$  and  $T[C \cup \{u_1, u_2, v, w, y, a_y, b_y, z\}]$  as the corresponding base tree. This completes the proof of Theorem 5.  $\square$

## 5 Closing Remark

As a consequence of our tree characterization provided in Theorem 5, we remark that a complete solution to the Arumugam-Sivagnanam Problem 1 can be obtained as follows. Let  $G$  be a connected graph of (even) order  $n \geq 4$  satisfying  $\gamma_{\text{nt}}(G) = n/2$  and consider an arbitrary spanning tree  $T$  of  $G$ . By Theorem 2,  $\gamma_{\text{nt}}(T) \leq n/2$ . Every NTD-set of  $T$  is an NTD-set of  $G$ , implying that  $n/2 = \gamma_{\text{nt}}(G) \leq \gamma_{\text{nt}}(T) \leq n/2$ . Consequently,  $\gamma_{\text{nt}}(T) = n/2$ . Thus, by Theorem 5,  $T \in \mathcal{T}$ . This is true for every spanning tree  $T$  of the graph  $G$ . An exhaustive case analysis of the allowable edges that can be added to trees in the family  $\mathcal{T}$  without lowering their neighborhood total domination number produces the connected graphs  $G$  of order  $n \geq 4$  satisfying  $\gamma_{\text{nt}}(G) = n/2$ . Since our detailed case analysis of the resulting such graphs exceeds the length of the current paper, we omit the details here which can be found in [9].

## References

- [1] S. Arumugam, C. Sivagnanam, Neighborhood total domination in graphs. *Opuscula Mathematica* **31** (2011), 519–531.
- [2] R. C. Brigham, J. R. Carrington, and R. P. Vitray, Connected graphs with maximum total domination number. *J. Combin. Comput. Combin. Math.* **34** (2000), 81–96.
- [3] E. J. Cockayne, R. M. Dawes, and S. T. Hedetniemi, Total domination in graphs. *Networks* **10** (1980), 211–219.
- [4] G. Domke, J. H. Hattingh, M. A. Henning, and L. Markus, Restrained domination in graphs with minimum degree two. *J. Combin. Math. Combin. Comput.* **35** (2000), 239–254.
- [5] T. W. Haynes, S. T. Hedetniemi, and P. J. Slater, *Fundamentals of Domination in Graphs*, Marcel Dekker, Inc. New York, 1998.

- [6] T. W. Haynes, S. T. Hedetniemi, and P. J. Slater (eds), *Domination in Graphs: Advanced Topics*, Marcel Dekker, Inc. New York, 1998.
- [7] M. A. Henning, Recent results on total domination in graphs: A survey. *Discrete Math.* **309** (2009), 32–63.
- [8] M. A. Henning and N. J. Rad, Bounds on neighborhood total domination in graphs. *Discrete Applied Math.* **161** (2013), 2460–2466.
- [9] M. A. Henning and K. Wash, Graphs with large neighborhood total domination number, manuscript.
- [10] M. A. Henning and A. Yeo, *Total domination in graphs (Springer Monographs in Mathematics)* 2013. ISBN: 978-1-4614-6524-9 (Print) 978-1-4614-6525-6 (Online).