

Universality classes for models of inflation

P. Binétruy^{ab1}, E. Kiritsis^{acd}, J. Mabillard^{ab}, M. Pieroni^{ab}, C. Rosset^a

^a *AstroParticule et Cosmologie, Université Paris Diderot, CNRS, CEA, Observatoire de Paris, Sorbonne Paris Cité, F-75205 Paris Cedex 13*

^b *Paris Centre for Cosmological Physics, F-75205 Paris Cedex 13*

^c *Crete Center for Theoretical Physics, Department of Physics, University of Crete 71003 Heraklion, Greece*

^d *Theory Group, Physics Department, CERN, CH-1211, Geneva 23, Switzerland*

Abstract

We show that the cosmological evolution of a scalar field in a potential can be obtained from a renormalisation group equation. The slow roll regime of inflation models is understood in this context as the slow evolution close to a fixed point, described by the methods of renormalisation group. This explains in part the universality observed in the predictions of a certain number of inflation models. We illustrate this behavior on a certain number of examples and discuss it in the context of the AdS/CFT correspondence.

¹binetruy@apc.univ-paris7.fr

Contents

1	Introduction	1
2	Cosmological evolution of a scalar field in a potential	4
3	The Universality Classes	7
3.1	Small field inflation (Ia)	8
3.2	Large field inflation (Ib)	13
3.3	Exponential class (II)	20
4	Renormalisation group and the AdS/CFT correspondence	23
4.1	Class (Ia)	26
4.2	Class (Ib)	27
4.3	Class II	28
5	Analysing more general models in terms of the characteristic classes	29
6	Conclusions	33
7	Acknowledgements	35
	Appendices	36
A	General formulas	36
B	Hilltop inflation: interpolating between the monomial and the chaotic class	38
	References	41

1 Introduction

One of the cornerstones of early universe cosmology is inflation. Over the years and especially recently, there has been an enormous amount of data shaping our understanding of that period. Although the main lines of the physics begin to become clearer, we seem to be still far from pinning down a concrete (and hopefully theoretically well-motivated) model of inflation.

So far, theoretical prejudice dominates; especially there are good reasons to believe that we do not understand very well the gravitational interaction and its relation with the rest of the fundamental interactions.

Until now, inflationary model building relied on identifying inflationary potentials, motivated by various principles of potential fundamental theories (supergravity, string theory, etc.), or phenomenological considerations. The recent results of the Planck mission [1] have successfully constrained or ruled out a large set of models. More recently, the BICEP results [2] have shown the outstanding scientific potential of B-mode polarization.

It is clear however that such a landscape of models is not a good set of local maps in order to identify what is possible in inflation, and that many of the descriptions are redundant. The reason is that the main properties of inflation (near scale invariance and power spectra) depend on only few of the details of inflationary potentials. A recent and topical example of such a degeneracy is the connection between the original R^2 model [3] and Higgs inflation [4].

In order to go further, it is important to classify inflationary models in a systematic way in order to understand the discriminative potential of cosmological observations. Efforts in this direction have recently been made, in order to catalogue inflationary models using other data than the scalar potential. S. Mukhanov [5] has proposed to consider a specific class of models representative of the most successful inflationary models compatible with existing cosmological data: he chooses an equation of state of the type

$$\frac{(p + \rho)}{\rho} \sim \frac{\beta}{(N + 1)^\alpha} \quad (1.1)$$

where p and ρ are the pressure and energy density associated with the inflation field, and N the number of e -foldings to parametrize the evolution from a (almost) constant vacuum energy ($p = -\rho$ at early times i.e. N large) to a radiation-dominated universe (p of the order of ρ at late times i.e. small N); α and β are parameters discriminating the models. In [6] and [7] this proposal has been pushed further by enlarging the possible cases considered.

These proposals however are still “frame dependent”. Our purpose is to provide universality classes of models of inflation by using the most basic property of inflation: the scaling invariance that, although approximate, is always present. This scaling invariance and ideas originating in AdS/CFT tie together the principle we are looking for with ideas of universality in Quantum Field Theory (QFT) [8].

A connection between the original AdS/CFT correspondence and cosmology, named “mirage cosmology”, was suggested in [9], via a universe-brane motion in the near horizon region of D_3 branes. It has been independently suggested in [10] that there could be a correspondence between physics in de Sitter space and a dual (pseudo) Conformal Field Theory. In [11] it was argued that cosmological evolution equations have a formal resemblance with similar equations in Anti de Sitter space, describing holographic Renormalization Group (RG) flows in QFTs with a holographic dual. This correspondence was extended further in [8] where new classes of holographic CFTs have been included and interpreted: namely asymptotically free CFTs. These correspond in the cosmological context to Asymptotically Flat Inflationary Models (AFIM), that include as special cases, the Starobinsky model and Higgs inflation.

The correspondence depicted in [11] and [8] is not necessarily an equivalence, but at this stage can be taken as a rather remarkable similarity between the QFT and the inflationary setup. As such it suggests that the proper framework for defining universality classes for inflationary models is the Wilsonian picture of fixed points (that here corresponds to exact deSitter solutions), scaling regions (that in cosmology corresponds to inflationary periods), and critical exponents (that in cosmology corresponds to the scaling exponents of power spectra). It is well known from QFT that these are the optimal universal characterisations of nearly scale invariant dynamics.

In what follows, we use the Hamilton-Jacobi formalism of Salopek and Bond [14] to parametrize the solutions of the cosmological evolution of a scalar field in its potential in terms of a superpotential. The evolution can be viewed as a standard renormalisation group equation. This allows to discuss classical inflation scenarios as the slow evolution of a system approaching or leaving a critical (fixed) point. The parametrization of the associated β functions provides a way of defining the universality classes. Unlike the standard case of perturbative QFT, the β functions that we will consider here may be of a non-perturbative nature.

Although in this paper we discuss single field models of inflation, our classification can be extended also to multifield models, as explained in [8],[22]. More phenomena are possible in this more general case, but we will not discuss them in this paper.

The structure of this paper is as follows. In section 2, we present the Hamilton-Jacobi formalism that we will be using and discuss in this context the analysis of Mukhanov [5] mentioned above. Section 3 defines our differ-

ent classes of models and gives their main predictions. In Section 4, we make the connection with quantum field theories using the AdS/CFT correspondence, and rediscuss from this perspective the different classes introduced. In Section 5, we discuss inflation models which interpolate between two classes, such as natural inflation or hilltop inflation. Finally, Section 6 gives our conclusions.

2 Cosmological evolution of a scalar field in a potential

We recall the equations governing the cosmological evolution of a homogeneous classical field $\phi(t)$ in its potential $V(\phi)$:

$$\mathcal{S} = \int d^4x \sqrt{-g} \left[-\frac{m_P^2}{2} R - \frac{1}{2} \partial^\mu \phi \partial_\mu \phi - V(\phi) \right]. \quad (2.1)$$

We consider a Friedmann Lemaître Robertson Walker universe, with scale factor $a(t)$, and we assume flatness for simplicity i.e. $ds^2 = -dt^2 + a(t)^2(dr^2 + r^2 d\Omega^2)$. One obtains from Einstein's equations:

$$H^2 \equiv \frac{\dot{a}^2}{a^2} = \frac{\kappa^2}{3} \rho_\phi, \quad (2.2)$$

$$\dot{a}^2 + 2a\ddot{a} = -\kappa^2 a^2 p_\phi, \quad (2.3)$$

where $\kappa^2 = 8\pi G_N = 8\pi/M_P^2$ and

$$p_\phi = \frac{1}{2} \dot{\phi}^2 - V(\phi), \quad (2.4)$$

$$\rho_\phi = \frac{1}{2} \dot{\phi}^2 + V(\phi) \quad (2.5)$$

are respectively the pressure and energy density associated with the field ϕ . The equation of motion for this field, namely

$$\ddot{\phi} + 3H\dot{\phi} = -\frac{dV}{d\phi}, \quad (2.6)$$

is consistent with the conservation of ρ_ϕ in the expanding universe:

$$\dot{\rho}_\phi = -3H(p_\phi + \rho_\phi). \quad (2.7)$$

The Hamilton-Jacobi approach of Salopek and Bond [14] (see also [15]) provides a very useful integral of motion of the system of equations that we just wrote. Indeed, assuming that the evolution of the scalar field is (piece-wise) monotonic, we may consider that the ϕ field provides a clock by just inverting $\phi(t)$ into $t(\phi)$. Then the Hubble parameter may be considered as a function of ϕ and we write

$$H = \frac{\dot{a}}{a} \equiv -\frac{1}{2}W(\phi) . \quad (2.8)$$

Differentiation gives $(\ddot{a}/a) - (\dot{a}/a)^2 = -(1/2)W_{,\phi}\dot{\phi}$ whereas (2.2), (2.3) yield $(\ddot{a}/a) - (\dot{a}/a)^2 = -\kappa^2(p_\phi + \rho_\phi)/2 = -\kappa^2\dot{\phi}^2/2$. We thus have

$$\dot{\phi} = \frac{1}{\kappa^2}W_{,\phi} . \quad (2.9)$$

Then, using (2.5) and (2.2), one may write the potential as

$$2\kappa^2V = \frac{3}{2}W^2 - \frac{1}{\kappa^2}W_{,\phi}^2 , \quad (2.10)$$

which form leads to call *superpotential* the function $W(\phi)$ (by reference to a similar parametrisation of the potential in the context of supersymmetric quantum mechanics; see for example [16]). The ϕ field equation of motion (2.6), or equivalently the equation of conservation (2.7), is then automatically satisfied.

The original system of equations needs 3 constants of integration, two for the second order equation for the scalar and one for the first order equation for the scale factor. Once we introduce the superpotential, the first order equations (2.8) and (2.9) have two constants of integration. The third one is hidden in the first order differential equation (2.10) that determines the superpotential in terms of the potential. Therefore, for a single potential, there is an infinite family of superpotentials satisfying (2.10). Only a discrete number (typically one) of the solutions to (2.10) leads to regular solutions of (2.8) and (2.9), [24, 25]. All others have curvature singularities.

We note for future use that pressure and energy density are expressed in terms of the superpotential as follows:

$$\rho_\phi = \frac{3}{4\kappa^2}W^2 , \quad (2.11)$$

$$p_\phi + \rho_\phi = \frac{1}{\kappa^4}W_{,\phi}^2 . \quad (2.12)$$

which indicates that the null energy condition is always satisfied. Using (2.8) and (2.9), we have

$$\kappa \frac{d\phi}{d \ln a} = \frac{\kappa \dot{\phi}}{H} = -\frac{2}{\kappa} \frac{W_{,\phi}}{W}(\phi) , \quad (2.13)$$

which has exactly the form of a renormalisation group equation giving the evolution of a renormalized coupling g in terms of the renormalization scale μ , [24]:

$$\frac{dg}{d \ln \mu} = \beta(g) . \quad (2.14)$$

Using (2.11) and (2.12), we note that the β -function in our case is

$$\beta(\phi) = -\frac{2}{\kappa} \frac{W_{,\phi}}{W} = \pm \sqrt{3 \frac{p_\phi + \rho_\phi}{\rho_\phi}} . \quad (2.15)$$

Fixed points correspond to zeros of $W_{,\phi}$, which are extrema of the potential $V(\phi)$ as can be seen from (2.10). They correspond to exact de Sitter solutions. An inflationary period corresponds to the *slow motion* of the field away ($V_{,\phi\phi} < 0$) or towards ($V_{,\phi\phi} > 0$) the fixed point. This corresponds to the classical distinction between a convex and a concave potential.

We note from (2.15) that, fixing the ratio $(p_\phi + \rho_\phi)/\rho_\phi$ as a function of $\ln a$, or equivalently as the number of e -foldings

$$N = -\ln(a/a_f) \quad (2.16)$$

as in [5] (a_f is the value of a at the end of inflation), we are in a position to solve (2.13). For example, the choice made by Mukhanov² [5]

$$\beta(\phi) = \pm \sqrt{3\beta} \frac{1}{(N+1)^{\alpha/2}} \quad (2.17)$$

gives using (2.13), with $\alpha \neq 2$

$$\phi = \phi_0 \mp \frac{2}{\kappa} \frac{\sqrt{3\beta}}{2-\alpha} (N+1)^{\frac{2-\alpha}{2}} . \quad (2.18)$$

This allows to express $N+1$ in terms of ϕ in the explicit form (2.17) of the β -function $\beta(\phi)$. The superpotential is then obtained by solving (2.15) i.e.

²This choice is special and does not contain all possible universality classes discussed in this paper.

$W_{,\phi}/W = -\kappa^2\beta(\phi)/2$:

$$W = W_0 \exp \left[-\frac{3\beta}{2(\alpha-1)} X^{\frac{\alpha-1}{\alpha-2}} \right], \quad X \equiv \frac{\kappa^2 (2-\alpha)^2}{12\beta} (\phi - \phi_0)^2 \quad (2.19)$$

$$V = \frac{3}{4\kappa^2} W_0^2 \left[1 - \frac{\beta}{2} X^{\frac{\alpha}{\alpha-2}} \right] \exp \left[-\frac{3\beta}{\alpha-1} X^{\frac{\alpha-1}{\alpha-2}} \right], \quad (2.20)$$

where we assumed $\alpha \neq 1, 2$ and W_0 is a constant (of mass dimension 1). For $\alpha = 1$, $W = C(\phi - \phi_0)^{3\beta}$ (C constant) and

$$V = \frac{C^2}{2\kappa^2} (\phi - \phi_0)^{6\beta} \left[\frac{3}{2} - \frac{9\beta^2}{\kappa^2} \frac{1}{(\phi - \phi_0)^2} \right]. \quad (2.21)$$

Finally, for $\alpha = 2$,

$$W = W_0 \exp \left[-\frac{3\beta}{2} Y \right], \quad Y \equiv \exp \left[\pm \frac{\kappa}{\sqrt{3\beta}} (\phi - \phi_0) \right], \quad (2.22)$$

$$V = \frac{3}{4\kappa^2} W_0^2 \left[1 - \frac{\beta}{2} Y^2 \right] e^{-3\beta Y}. \quad (2.23)$$

Note that, for $Y \ll 1$, one has

$$V \sim (3W_0^2/4\kappa^2) \left[1 - \frac{3\beta}{2} \exp \left(-\frac{\kappa}{\sqrt{3\beta}} (\phi - \phi_0) \right) \right]^2. \quad (2.24)$$

One recovers the Higgs inflation model [4].

3 The Universality Classes

We now classify the different inflation models according to the behaviour of the β -function (2.15) close to the fixed point. The number of e-foldings is simply

$$N = -\kappa \int_{\phi_f}^{\phi} \frac{d\phi'}{\beta(\phi')}. \quad (3.1)$$

Assuming that we are close to the fixed point, we have $\beta(\phi) \ll 1$ in which case we have the simple expressions (for complete expressions, see Appendix

A) for the tensor-to-scalar ratio r , the scalar and tensor spectral indices n_s and n_t and their running³ in terms of $\beta(\phi)$ and its derivatives:

$$r = 8\beta^2, \quad (3.2)$$

$$n_s - 1 \simeq - \left[\beta^2 + \frac{2\beta'}{\kappa} \right], \quad (3.3)$$

$$n_t \simeq -\beta^2, \quad (3.4)$$

$$\alpha_s \equiv \frac{dn_s}{d\ln k} \simeq -\frac{2}{\kappa}\beta^2\beta' - \frac{2}{\kappa^2}\beta\beta'', \quad (3.5)$$

$$\frac{dn_t}{d\ln k} \simeq -\frac{2}{\kappa}\beta^2\beta'. \quad (3.6)$$

This can be expressed in terms of the (Hubble) slow roll parameters⁴

$$\epsilon_H \equiv \frac{2}{\kappa^2} \left(\frac{H'}{H} \right)^2 = \frac{1}{2}\beta^2, \quad (3.7)$$

$$\eta_H \equiv \frac{2}{\kappa^2} \frac{H''}{H} = \frac{1}{2}\beta^2 - \frac{\beta'}{\kappa}, \quad (3.8)$$

$$\xi_H^2 \equiv \frac{4}{\kappa^4} \left(\frac{H'H'''}{H^2} \right) = \frac{1}{4}\beta^4 - \frac{3}{2\kappa}\beta^2\beta' + \frac{1}{\kappa^2}\beta\beta''. \quad (3.9)$$

to read

$$r = -8n_t = 16\epsilon_H, \quad (3.10)$$

$$n_s - 1 \simeq 2\eta_H - 4\epsilon_H, \quad (3.11)$$

$$\frac{dn_s}{d\ln k} \simeq -8\epsilon_H^2 + 10\epsilon_H\eta_H - 2\xi_H^2, \quad (3.12)$$

$$\frac{dn_t}{d\ln k} \simeq -4\epsilon_H^2 + 4\epsilon_H\eta_H. \quad (3.13)$$

Table 1 summarizes the different classes that we now discuss.

3.1 Small field inflation (Ia)

Let us first consider the simplest class of models (**Ia**), where the fixed point is at a finite value ϕ_0 and the β -function has the following expansion close

³We note that, since k refers to horizon crossing $k = aH$ during inflation, $d\ln k/d\phi = \kappa(1 - \beta^2/2)/\beta$.

⁴Following [15], we define the slowroll parameters in terms of the field dependence of the Hubble parameter, in a way consistent with the Hamilton-Jacobi approach (see (2.8): the $H(\phi)$ function can just as well be replaced by the superpotential in (3.7)-(3.9)).

Class	Name	$\beta(\phi)$
Ia(q)	Monomial	$\beta_q(\kappa\phi)^q, q > 1$
Ia(1)	Linear	$\beta_1(\kappa\phi)$
Ib(p)	Inverse Monomial	$-\beta_p/(\kappa\phi)^p, p > 1$
Ib(1)	Chaotic	$-\hat{\beta}_1/(\kappa\phi)$
Ib(p)	Fractional	$-\hat{\beta}_p/(\kappa\phi)^p, 0 < p < 1$
Ib(0)	Power Law	$-\hat{\beta}_0$
II(γ)	Exponential	$-\beta \exp[-\kappa\phi]$

Table 1: Summary of the classes discussed in this Section.

to the fixed point:

$$\beta(\phi) = \beta_q [\kappa(\phi - \phi_0)]^q, \quad q \in R. \quad (3.14)$$

• **Monomial class: Ia(q), $q > 1$**

We first consider the case $q > 1$ ⁵. Then, from (2.15) and (2.10), we obtain,

$$W(\phi) = W_0 \exp \left\{ -\frac{\beta_q}{2(q+1)} [\kappa(\phi - \phi_0)]^{q+1} \right\}, \quad (3.15)$$

$$V(\phi) \sim \frac{3W_0^2}{4\kappa^2} \left[1 - \frac{\beta_q}{q+1} [\kappa(\phi - \phi_0)]^{q+1} + \mathcal{O}(\phi^{2q}) \right], \quad (3.16)$$

where $W_0 = -2H_i$, H_i being the value of the Hubble parameter at the fixed point. We then compute the number of e-foldings:

$$N = \frac{1}{\beta_q(q-1) [\kappa(\phi - \phi_0)]^{q-1}} - \lambda, \quad (3.17)$$

where we defined

$$\lambda \equiv \frac{1}{\beta_q(q-1) [\kappa(\phi_f - \phi_0)]^{q-1}}. \quad (3.18)$$

⁵The case $q < 1$ does not correspond to inflation since the second derivative of the potential is divergent at the fixed point, as can be seen from (3.16).

Assuming that typically $\beta(\phi_f) \sim 1$, we obtain

$$\lambda \sim \frac{\beta_q^{-1/q}}{(q-1)}, \quad (3.19)$$

maximally of order 1. The β -function can be expressed in terms of N :

$$\beta(N) = \frac{1}{\left[\beta_q^{\frac{1}{q}} (q-1)(N+\lambda) \right]^{\frac{q}{q-1}}} \quad (3.20)$$

Neglecting λ , we have for the scalar spectral index:

$$n_s - 1 \sim -2\beta'/\kappa = -2q\beta_q [\kappa(\phi - \phi_0)]^{q-1} \sim -\frac{2q}{q-1} \frac{1}{N}, \quad (3.21)$$

$$\alpha_s \equiv \frac{dn_s}{d \ln k} \sim -2\beta\beta''/\kappa^2 = -2q(q-1)\beta_q^2 [\kappa(\phi - \phi_0)]^{2(q-1)} = -\frac{2q}{q-1} \frac{1}{N^2}, \quad (3.22)$$

whereas the tensor to scalar ratio reads

$$r = 8\beta^2 \sim \frac{8}{\beta_q^{2/(q-1)} [(q-1)N]^{2q/(q-1)}}. \quad (3.23)$$

We show in Figure 1 the typical region covered by this class of models in the plot r vs n_s . In this Figure, as well as in similar ones relative to other classes in the following subsections, we limit ourselves to values of the parameters where we can safely consider that we remain perturbatively close to the de Sitter regime, in agreement with the hypotheses made in the previous Section. We give in each instance the maximal relative error made when approximating the complete expressions to lowest order.⁶

We note here that the three experimentally accessible parameters, n_s , α_s , r , depend on three other parameters, namely q , N and β_q . This implies that in this class, generically speaking, one can adjust independently the three cosmological parameters (if this is compatible with our assumption of perturbativeness). This is illustrated in Figure 1 where we see that such models cover a large area of the parameter space. In particular there are many choices that reproduce the preferred value $1 - n_s \simeq 0.04$.

⁶For more details on the procedure we have used see the end of Appendix A

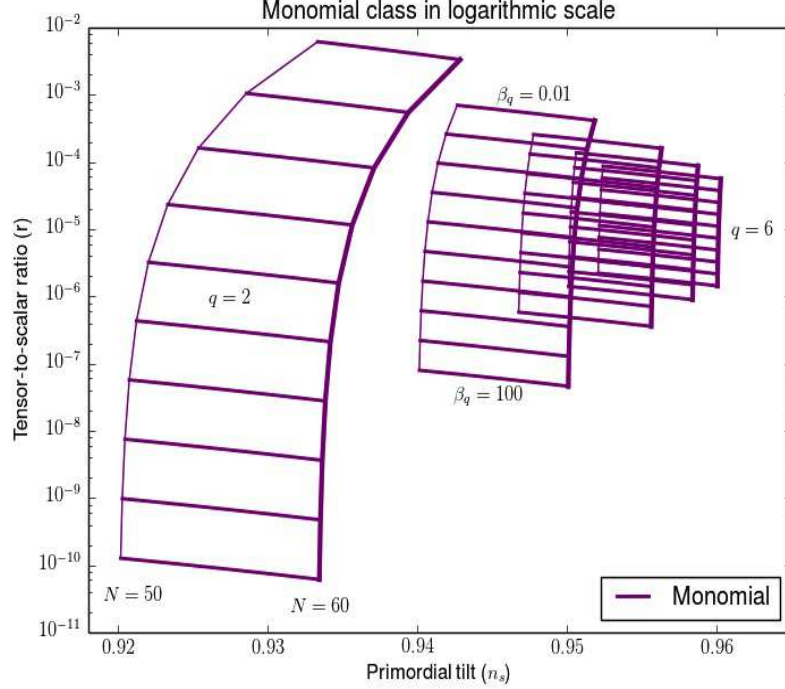


Figure 1: Models of the monomial class ($\mathbf{Ia}(\mathbf{q})$, $q > 1$) in the plot $((r, n_s)$: values of q are from left to right = 2, 3, 4, 5, 6, and values of β_q (see (3.14)) range from 10^{-2} (top) to 10^2 (bottom) in logarithmic spacing. Each horizontal segment corresponds to values of N ranging from 50 to 60. The maximal relative error is $9 \cdot 10^{-4}$.

For completeness, we give here the slow roll parameters in terms of N , to leading order:

$$\eta_H = -\frac{q}{q-1} \frac{1}{N}, \quad \epsilon_H = \frac{1}{2\beta_q^{2/(q-1)} [(q-1)N]^{2q/(q-1)}}, \quad \xi_H^2 = \frac{q}{q-1} \frac{1}{N^2}. \quad (3.24)$$

We note that the generalized slowroll parameters [15] have the following behaviour:

$$\epsilon_n \equiv \frac{2}{\kappa^2} \left[\frac{(H')^{n-1} H^{(n+1)}}{H^n} \right]^{1/n} \sim [\kappa(\phi - \phi_0)]^{q-1} \sim N^{-1}. \quad (3.25)$$

In particular, they remain small close to the fixed point, as long as $q > 1$.

We note from (3.20) that this class of models corresponds to $\alpha = \frac{2q}{(q-1)}$ in the notations of (2.17), with $\alpha > 2$.

• **Linear class: Ia(1),**

A special case is obtained for $q = 1$:

$$\beta(\phi) = \beta_1 \kappa(\phi - \phi_0) . \quad (3.26)$$

The corresponding superpotential and potential are:

$$W(\phi) = W_0 \exp \left[-\frac{\beta_1}{4} [\kappa(\phi - \phi_0)]^2 \right] , \quad (3.27)$$

$$V(\phi) = \frac{3W_0^2}{4\kappa^2} \left[1 - \frac{1}{2}\beta_1 \left(1 + \frac{\beta_1}{3}\right) [\kappa(\phi - \phi_0)]^2 + \mathcal{O}([\kappa(\phi - \phi_0)]^4) \right] \quad (3.28)$$

The number of e-foldings is, following (3.1),

$$N = -\frac{1}{\beta_1} \ln [\beta_1 \kappa(\phi - \phi_0)] , \quad (3.29)$$

where we have supposed that $\beta(\phi_f) \sim 1$. It follows that the β -function is expressed in terms of N as

$$\beta(N) = e^{-N\beta_1} . \quad (3.30)$$

We obtain for the tensor to scalar ratio and the scalar spectral index:

$$r = 8\beta_1^2 [\kappa(\phi - \phi_0)]^2 = 8e^{-2N\beta_1} , \quad (3.31)$$

$$n_s - 1 \sim -2\beta_1 , \quad \alpha_s = \frac{dn_s}{d \ln k} = -2\beta_1 e^{-2N\beta_1} . \quad (3.32)$$

The slow roll parameters read

$$\epsilon_H = \frac{1}{2} e^{-2N\beta_1} , \quad (3.33)$$

$$\eta_H = -\beta_1 , \quad (3.34)$$

$$\xi_H^2 = -\frac{3}{2} \beta_1 e^{-2N\beta_1} . \quad (3.35)$$

We see that slow roll is not guaranteed close to the fixed point ϕ_0 and that we have to assume further that $\beta_1 \ll 1$. This case is also special from the holographic point of view to be discussed in the next section.

We show in Figure 2 the typical region covered by this class of models in the plot r vs n_s . The observable parameters n_s, r depend on two model parameters, β_1, N . On the other hand, $\alpha_s = (n_s - 1)r/8$ is not independent.

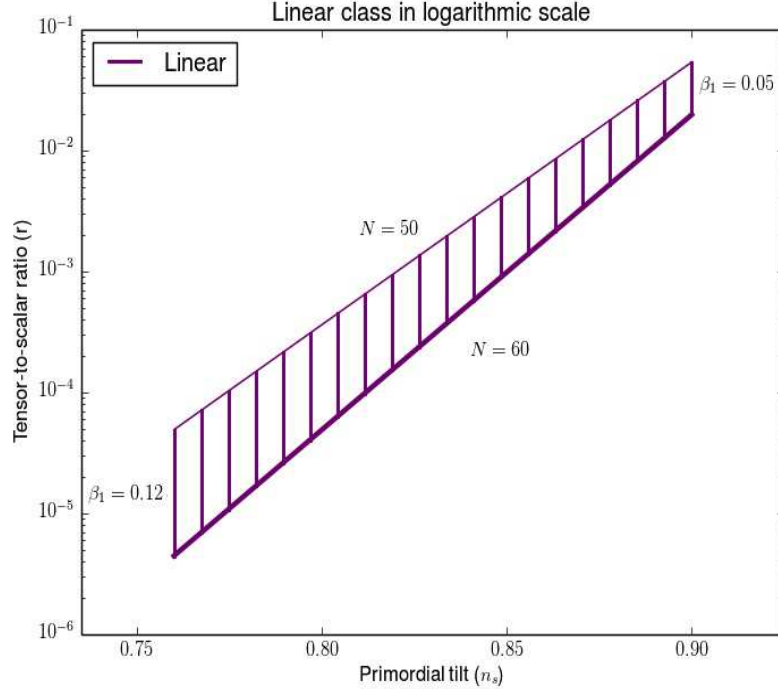


Figure 2: Models of the linear class (**Ia(1)**) in the plot $((r, n_s)$: values of β_1 (see (3.26)) range from 0.05 (top right) to 0.12 (bottom left). Each vertical segment corresponds to values of N ranging from 50 (top) to 60 (bottom). The maximal relative error is $8 \cdot 10^{-3}$.

3.2 Large field inflation (**Ib**)

The second class (**Ib**) is similar to the previous one except that *the fixed point is reached at $\phi \rightarrow +\infty$* . It thus falls into what is usually called the large field inflation. The leading term of the β -function is now

$$\beta(\phi) \simeq -\frac{\hat{\beta}_p}{[\kappa\phi]^p} . \quad (3.36)$$

- **Inverse monomial class: Ib(p), $p > 1$**

We consider first the case $p \in R$, $p > 1$:

$$W(\phi) = W_0 \exp \left\{ -\frac{\hat{\beta}_p}{2(p-1)} \frac{1}{[\kappa\phi]^{p-1}} \right\}, \quad (3.37)$$

$$V(\phi) = \frac{3W_0^2}{\kappa^2} \left[1 - \frac{\hat{\beta}_p}{(p-1)} \frac{1}{[\kappa\phi]^{p-1}} + \mathcal{O}(\phi^{-2(p-1)}) \right], \quad (3.38)$$

We then obtain for the number of e-foldings

$$N = \frac{[\kappa\phi]^{p+1}}{(p+1)\hat{\beta}_p} - \lambda, \quad \lambda \equiv \frac{[\kappa\phi_f]^{p+1}}{(p+1)\hat{\beta}_p}. \quad (3.39)$$

Assuming as usual $|\beta(\phi_f)| \sim 1$, we have $\lambda \sim \hat{\beta}_p^{1/p}/(p+1)$. The β -function can be expressed in terms of N :

$$\beta(N) = -\frac{\hat{\beta}_p^{\frac{1}{p+1}}}{[(p+1)(N+\lambda)]^{\frac{p}{p+1}}}. \quad (3.40)$$

We have for the scalar spectral index:

$$n_s - 1 \sim -2\frac{\beta'}{\kappa} = -2p\frac{\hat{\beta}_p}{[\kappa\phi]^{(p+1)}} \sim -\frac{2p}{p+1}\frac{1}{N}, \quad (3.41)$$

$$\alpha_s \sim -2\frac{\beta\beta''}{\kappa^2} = -2p(p+1)\frac{\hat{\beta}_p^2}{[\kappa\phi]^{2(p+1)}} \sim -\frac{2p}{p+1}\frac{1}{N^2}, \quad (3.42)$$

whereas the tensor to scalar ratio reads

$$r = 8\beta^2 \sim \frac{8\hat{\beta}_p^{2/(p+1)}}{[(p+1)N]^{2p/(p+1)}}. \quad (3.43)$$

We note that this class of models corresponds to $\alpha = 2p/(p+1)$ in the notations of (2.17). Since $p > 1$, $1 < \alpha < 2$.

For completeness, the slowroll parameters of the inverse monomial class are:

$$\eta_H = -\frac{p}{p+1}\frac{1}{N}, \quad \epsilon_H = \frac{\hat{\beta}_p^{2/(p+1)}}{2[(p+1)N]^{2p/(p+1)}}, \quad \xi_H^2 = \frac{p}{p+1}\frac{1}{N^2}. \quad (3.44)$$

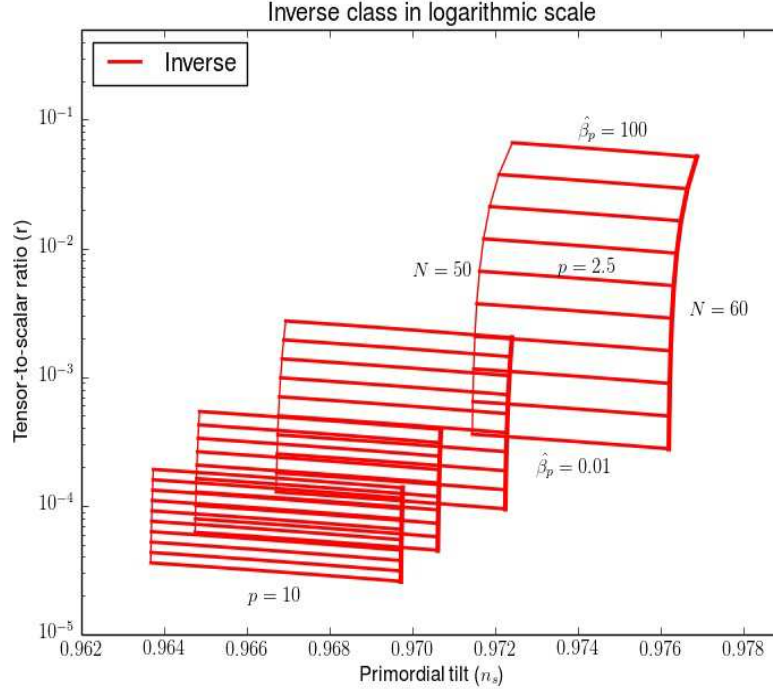


Figure 3: Models of the inverse class ($\mathbf{Ib}(\mathbf{p})$, $p > 1$) in the plot $((r, n_s)$: values of p are from right to left to $= 2.5, 5, 7.5, 10$, and values of $\hat{\beta}_p$ (see (3.36)) range from 10^{-2} (bottom) to 10^2 (top) in logarithmic spacing. Each horizontal segment corresponds to values of N ranging from 50 (left) to 60 (right). The maximal relative error is $9 \cdot 10^{-3}$.

We show in Figure 3 the typical region covered by this class of models in the plot r vs n_s . As in the $\mathbf{Ia}(\mathbf{q})$ class, the three experimentally accessible parameters, n_s, α_s, r , depend on three other parameters, namely q, N and β_q . One may thus think that one can adjust independently the three cosmological parameters, but this is not necessarily compatible with our choice of perturbativity i.e. restricting to the first term (3.36) in the expansion of the beta function.

- **Chaotic class:** $\mathbf{Ib}(1)$,

A special case is obtained for $p = 1$. The superpotential reads

$$W(\phi) = W_0 [\kappa\phi]^{\hat{\beta}_1/2} , \quad (3.45)$$

where C is a constant. One obtains the potential of chaotic inflation [19]:

$$V(\phi) = \frac{3W_0^2}{4\kappa^2} \left(1 - \frac{\hat{\beta}_1^2}{6[\kappa\phi]^2} \right) [\kappa\phi]^{\hat{\beta}_1} \sim \frac{3W_0^2}{4\kappa^2} [\kappa\phi]^{\hat{\beta}_1} , \quad (3.46)$$

Note that, in this special case, the power is given by the β -function coefficient. The number of e-foldings is:

$$N = \frac{[\kappa\phi]^2}{2\hat{\beta}_1} - \lambda , \quad \lambda \equiv \frac{[\kappa\phi_f]^2}{2\hat{\beta}_1} , \quad (3.47)$$

where $\lambda \sim \beta_1/2$, if $|\beta(\phi_f)| \sim 1$. Thus

$$\beta(N) \sim - \left(\frac{\beta_1}{2(N + \lambda)} \right)^{1/2} , \quad (3.48)$$

which shows that this model corresponds to $\alpha = 1$. We thus have for the scalar spectral index and the tensor to scalar ratio:

$$n_s - 1 \sim - \frac{\hat{\beta}_1}{[\kappa\phi]^2} (2 + \hat{\beta}_1) \sim - \frac{1 + \hat{\beta}_1/2}{N} , \quad (3.49)$$

$$\alpha_s \sim - \frac{\hat{\beta}_1^2}{[\kappa\phi]^4} (2\hat{\beta}_1 + 4) \sim -(1 + \hat{\beta}_1/2) \frac{1}{N^2} , \quad (3.50)$$

$$r = 8\beta^2 \sim \frac{4\hat{\beta}_1}{N} . \quad (3.51)$$

For reference, the slowroll parameters of the chaotic class read:

$$\epsilon_H = \frac{\hat{\beta}_1}{4N} , \quad \eta_H = \frac{\hat{\beta}_1 - 2}{4N} , \quad \xi_H^2 = \frac{(\hat{\beta}_1 - 2)(\hat{\beta}_1 - 4)}{16N^2} , \quad (3.52)$$

We show in Figure 4 the typical region covered by this class of models in the plot r vs n_s . In this subclass, the observable parameters n_s, r depend on two parameters of the model, β_1 and N . On the other hand, $\alpha_s = -(1 - n_s)(1 - n_s - r/8)$ is not independent.

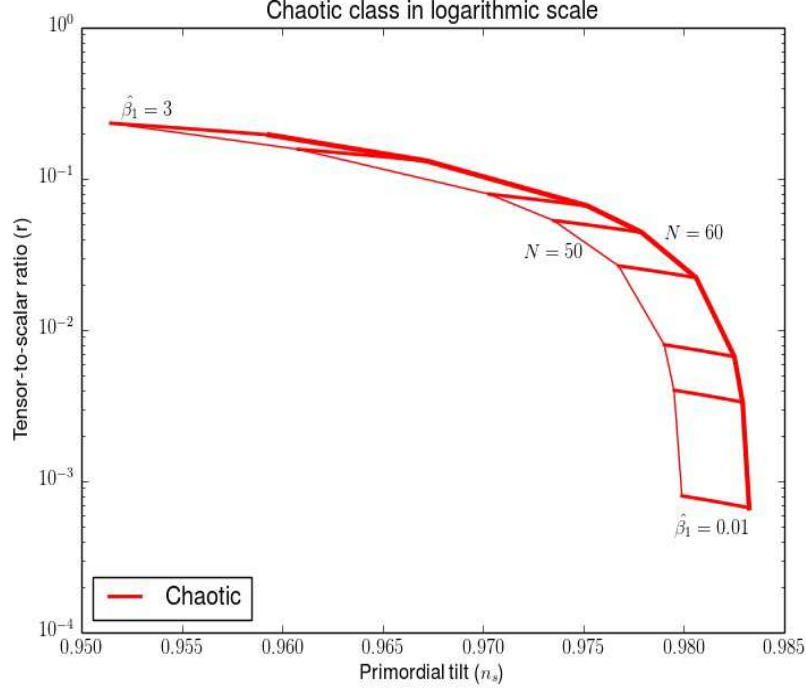


Figure 4: Models of the chaotic class ($\mathbf{Ib}(1)$, $p = 1$) in the plot $((r, n_s)$: values of $\hat{\beta}_1$ (see (3.36)) are from bottom to top = 0.01, 0.05, 0.1, 1/3, 2/3, 1, 2, 3. Each horizontal segment corresponds to values of N ranging from 50 (left) to 60 (right). The maximal relative error is $8 \cdot 10^{-4}$

- **Fractional class: $\mathbf{Ib}(p)$, $0 < p < 1$**

Finally, for $0 < p < 1$, the superpotential reads:

$$W = W_0 \exp \left[\frac{\hat{\beta}_p}{2(1-p)} [\kappa\phi]^{1-p} \right], \quad (3.53)$$

where W_0 is a constant, with corresponding potential

$$V \sim \frac{3W_0^2}{4\kappa^2} \exp \left[\frac{\hat{\beta}_p}{1-p} [\kappa\phi]^{1-p} \right]. \quad (3.54)$$

Then (3.39) and (3.40) remain valid but, this time, one has⁷

$$1 - n_s = \frac{r}{8} = \beta^2 = \frac{\hat{\beta}_p^{2/(p+1)}}{[(p+1)N]^{2p/p+1}}, \quad (3.56)$$

$$\alpha_s = -2 \frac{\beta^2 \beta'}{\kappa} = -2p \frac{\hat{\beta}_p^{2/(p+1)}}{[(p+1)N]^{3p+1/p+1}}. \quad (3.57)$$

This case, represented in the plot r vs n_s on Figure 5, corresponds to $\alpha = 2p/(p+1)$ with $0 < \alpha < 1$. In this class, the tensor to scalar ratio and scalar index are related through $1 - n_s = \frac{r}{8}$ (as can be seen from the Figure), while α_s can be adjusted independently.

• **Power law class: Ib(0)**

The limit $p \rightarrow 0$ of the previous class is of a special type because it lies outside the strict framework of our analysis: the beta function tends to a constant i.e. $\beta(\phi) = -\hat{\beta}_0$ for $\phi \rightarrow \infty$, which corresponds to power law inflation [?], as we will now see.

In this case we have indeed

$$W(\phi) = W_0 e^{\frac{\hat{\beta}_0}{2} \kappa \phi}, \quad (3.58)$$

$$V(\phi) = \frac{W_0^2}{8\kappa^2} (6 - \hat{\beta}_0^2) e^{\hat{\beta}_0 \kappa \phi}. \quad (3.59)$$

In this case, one can easily check that the scale factor evolves as

$$a(t) \sim t^{2/\hat{\beta}_0^2}, \quad (3.60)$$

which corresponds to power law inflation. As is well-known, this model is incomplete since there is no end to inflation: another regime has to take over at some later time.

⁷Correspondingly, the slowroll parameters of the power law class satisfy:

$$\epsilon_H = \eta_H = \xi_H = \frac{1}{2} \beta(\phi)^2 = \frac{\hat{\beta}_p^{2/(p+1)}}{2[(p+1)N]^{2p/p+1}}. \quad (3.55)$$

Their leading contribution cancels in (3.12) and one thus has to go to subleading order to obtain (3.57) from the slowroll parameters.

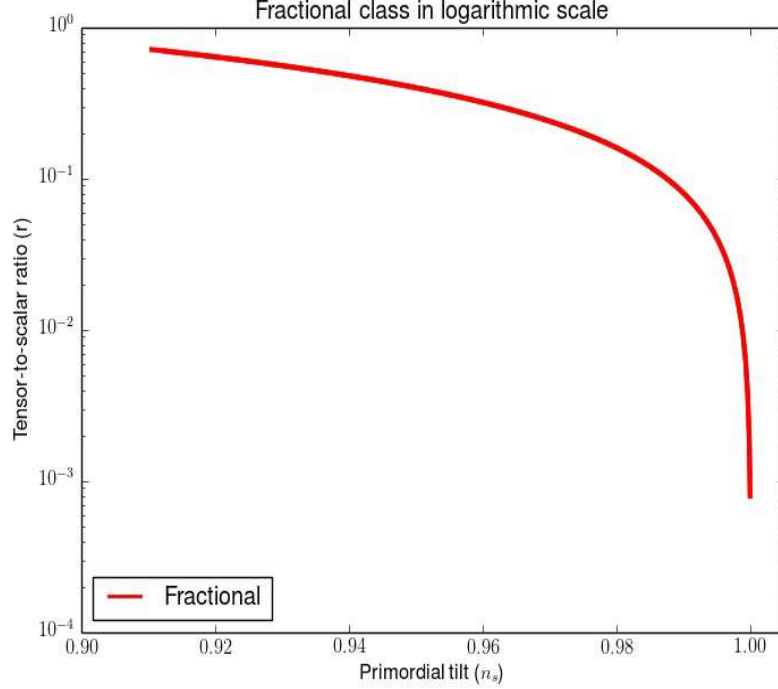


Figure 5: Models of the fractional class ($\mathbf{Ib}(\mathbf{p})$, $0 < p < 1$) in the plot $((r, n_s)$: values of p range from 0.001 (right) to 0.005 (left) and values of $\hat{\beta}_p$ (see (3.36)) range from 0.001 (bottom right) to 0.3 (top left). This corresponds to a maximal relative of $5 \cdot 10^{-3}$.

We have

$$N = \frac{1}{\hat{\beta}_0} (\kappa\phi - \kappa\phi_0) , \quad (3.61)$$

and⁸

$$n_s - 1 = -\frac{\hat{\beta}_0^2}{1 - \hat{\beta}_0^2/2} , \quad r = 8\hat{\beta}_0^2 , \quad \frac{dn_s}{d \ln k} = 0 , \quad (3.62)$$

where the latter relation signals exact scaling. Assuming $\hat{\beta}_0 \ll 1$, we have,

⁸The slowroll parameters are just obtained from (3.55) by taking the limit $p \rightarrow 0$: $\epsilon_H = \eta_H = \xi_H = \frac{1}{2}\hat{\beta}_0^2$.

as in the previous case

$$r = -8(n_s - 1) \quad (3.63)$$

This class, has a single parameter $\hat{\beta}_0$, that controls all critical exponents and is therefore the most “predictive” of all classes. It is interesting to note that it accommodates both the parameters constrained by Planck as well as a value of r in the 10^{-1} range.

3.3 Exponential class (II)

In a third class of models (**II**(γ)), the fixed point is again reached for $\phi \rightarrow \infty$ (large field), but, as in the case $\alpha = 2$ of section 2, the expansion is in terms of $Y \equiv \exp(-\gamma\kappa\phi)$, γ being a positive constant, [8]. If the first term is of order Y^n , we may redefine γ in order to include n into it. We may thus write the β -function (2.15) as

$$\beta(\phi) = -\beta Y, \quad (3.64)$$

which corresponds to

$$W(\phi) = W_0 \exp\left\{-\frac{\beta}{2\gamma}Y\right\}, \quad (3.65)$$

$$V(\phi) = \frac{3W_0^2}{4\kappa^2} \left[1 - \frac{1}{\gamma}\beta Y + \mathcal{O}(Y^2)\right]. \quad (3.66)$$

Starobinsky model ([3]) and Higgs inflation [4] belong to this class, which corresponds to $\alpha = 2$ in Mukhanov classification (compare with (2.22) and (2.23)). We then obtain the number of e-foldings:

$$N = \frac{1}{\gamma\beta Y} - \frac{1}{\gamma\beta Y_f} \sim -\frac{1}{\gamma\beta(\phi)} - \frac{1}{\gamma}, \quad (3.67)$$

where we have assumed $|\beta(\phi_f)| \sim 1$. The β -function then reads in terms of N :

$$\beta(N) \sim -\frac{1}{\gamma N + 1}. \quad (3.68)$$

We thus have for the scalar spectral index and the tensor to scalar ratio:

$$n_s - 1 \sim -2\frac{\beta'}{\kappa} = -\frac{2}{N}, \quad (3.69)$$

$$\alpha_s \sim -2\frac{\beta\beta''}{\kappa^2} = -\frac{2}{N^2}, \quad (3.70)$$

$$r \sim 8\beta^2 = \frac{8}{\gamma^2 N^2}. \quad (3.71)$$

For reference, the slowroll parameters of the exponential class read:

$$\epsilon_H = \frac{1}{2\gamma^2 N^2}, \quad \eta_H = -\frac{1}{N}, \quad \xi_H = \frac{1}{N}. \quad (3.72)$$

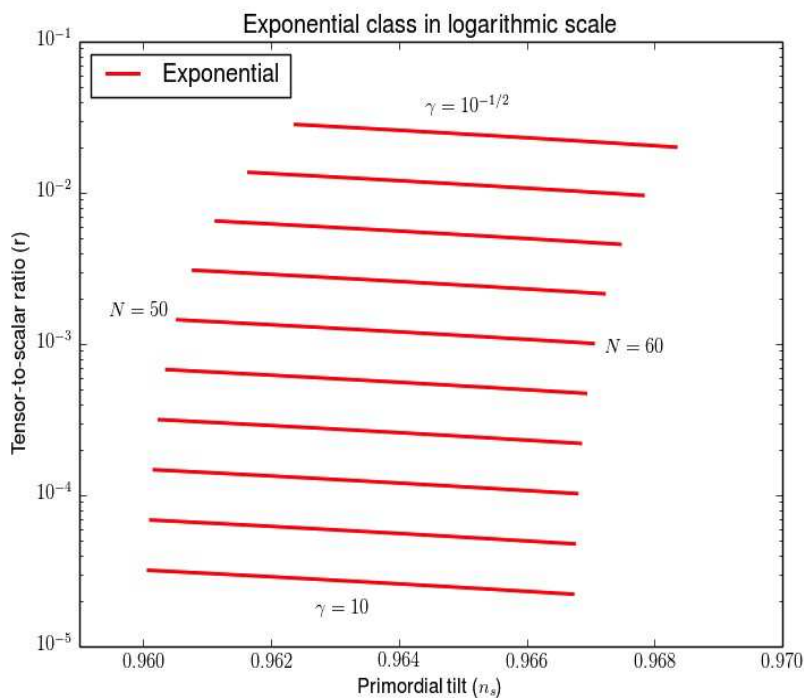


Figure 6: Models of the exponential class ($\mathbf{II}(\gamma)$) in the plot $((r, n_s))$: values of γ range from 10^{-1} (bottom) to 10 (top) in logarithmic spacing and each horizontal segment corresponds to values of N ranging from 50 (left) to 60 (right). The maximal error is $4 \cdot 10^{-3}$.

We show in Figure 6 the typical region covered by this class of models in the plot r vs n_s . The observable parameters (n_s, r, α_s) depend only on two numbers, γ, N . In particular, $\alpha_s = -(n_s - 1)^2/2$.

To summarize, Figures 7 and 8 present the various classes of models in a plot (n_s, r) . Figure 7 shows how each class of models fares with respect

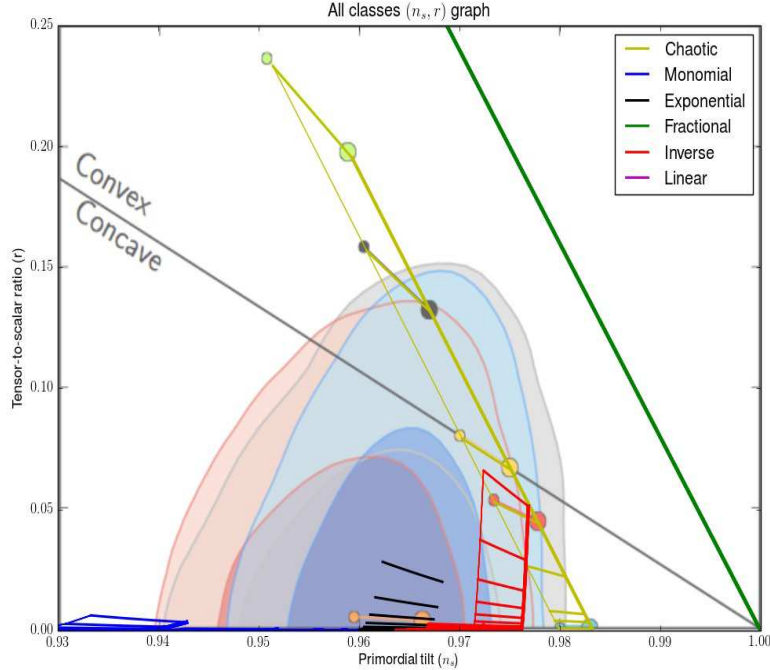


Figure 7: Single field models of inflation in the plane (n_s, r) : class **Ia** with $q = 1$ (linear), $q > 1$ (monomial); class **Ib** with $0 < p < 1$ (fractional), $p = 1$ (chaotic), $p > 1$ (inverse); class **II** (exponential). Values favoured by Planck data [1] are also indicated.

to the constraints imposed by Planck data. Each model is represented by a segment corresponding to values of N from 50 (left end) to 60 (right end). This is just indicative and the segment can be extended to the right for larger values of N . Figure 8 shows in more details the region of low values for r and how the different classes converge for low values of r .

We also show in Figure 9 how the parameter r varies with respect to the running of the scalar index α_s .

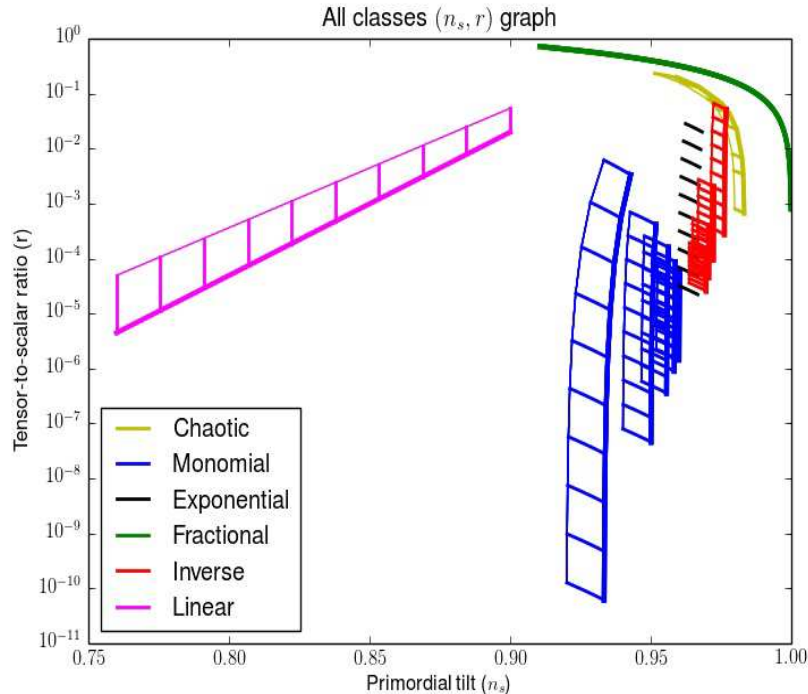


Figure 8: Same as Figure 7 but in logarithmic scale for r which shows the behaviour for small values of r .

4 Renormalisation group and the AdS/CFT correspondence

The appearance of a renormalisation group equation in this cosmological context is not fortuitous [11, 8]. Indeed, inflationary scenarios can be viewed as departures from a pure de Sitter solution and it has been noted by many authors that de Sitter space can be mapped to an Anti de Sitter space which may be equivalently described by a conformal field theory through the famous AdS/CFT correspondence [20]. Departure from de Sitter is therefore translated into departure from conformal invariance, which is described as usual by a renormalisation group equation. One may thus use this correspondence to identify the field theories equivalent to the inflation scenarios. Issues like the naturalness of the initial conditions or of the choice of potential

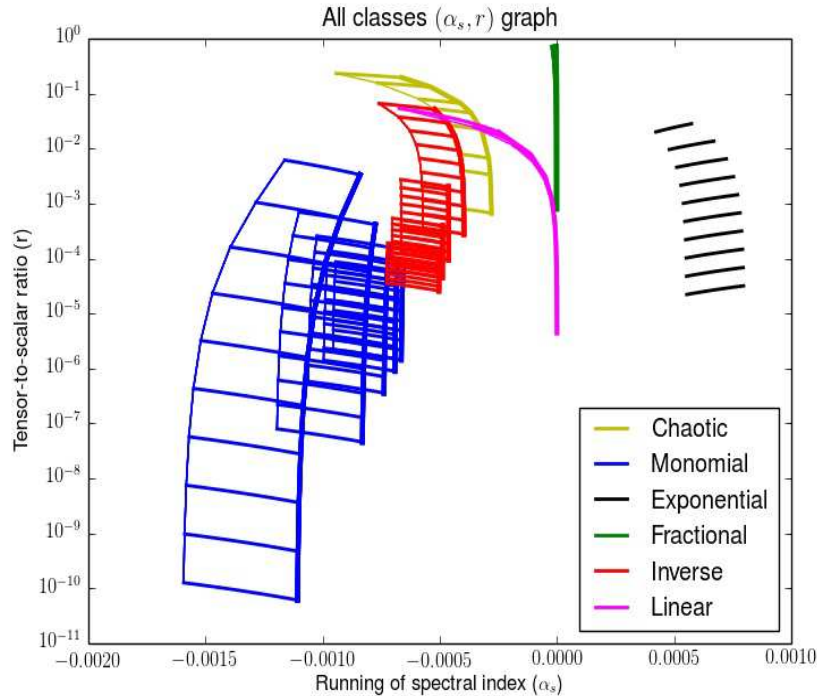


Figure 9: Variation of r versus the running parameter $\alpha_s = dn_S/d\ln k$ for the various classes of models

may receive a new light in this context. Moreover, because the AdS/CFT correspondence relates strongly (resp. weakly) coupled gravities with weakly (resp. strongly) coupled field theories, this may also lead to new theories of inflation [11].

More explicitly, the correspondence between de Sitter (dS) and anti-de Sitter (AdS) gravity theory (see [11, 8] for details) may be performed by taking m_P^2 into $-m_P^2$ and $V(\phi)$ into $-V(\phi)$. The Hubble constant H on the dS side corresponds to L^{-1} , where L is the AdS curvature length scale, and the time coordinate in de Sitter becomes the AdS holographic spacelike coordinate u . Using the standard Poincaré coordinates⁹ for AdS, $u \rightarrow \infty$ corresponds to the horizon, whereas $u \rightarrow 0$ corresponds to the boundary of

⁹where the metric takes the form: $ds^2 = \frac{L^2}{u^2} [du^2 + dx_a dx^a]$.

AdS spacetime. This boundary corresponds in dS (in the flat slicing generally used to describe inflation) to the cosmic scale factor becoming infinitely large.

AdS/CFT correspondence states that a gravity theory on AdS is equivalent to a Conformal Field Theory (CFT) on its boundary (hence with one dimension less, i.e. three in the case we consider; one then writes $\text{AdS}_4/\text{CFT}_3$). The holographic coordinate u may be seen as corresponding to the energy scale of the boundary field theory: the horizon $u \rightarrow +\infty$ corresponds to the low energy (infrared) limit whereas the high energy (ultraviolet) limit corresponds to $u \rightarrow 0$, i.e. towards the boundary itself. Thus, as we move along the holographic direction parametrized by u , we go from a small cosmic scale factor (on the dS gravity side) corresponding to the infrared limit of the CFT ($u \rightarrow \infty$) to a exponentially large cosmic scale factor corresponding to the ultraviolet regime of the CFT ($u \rightarrow 0$). Hence the de Sitter fixed point in the neighborhood of which we start to inflate corresponds to an infrared fixed point in the dual quantum field theory.

As we have seen in Section 2, inflation corresponds to a slight departure from de Sitter geometry (represented by a zero of the β -function (2.15)). In the holographic description, this means that we must depart from a strictly conformal field theory. Such a departure is described by an operator $\mathcal{O}(x)$ characterized by a scaling dimension Δ : on the holographic dual field theory, the nontrivial renormalisation group flow is induced by the scaling behaviour of this operator (if $\Delta > d$, where $d = 3$ is the dimension of the boundary, the perturbation induced by $\mathcal{O}(x)$ is called irrelevant; if $\Delta < d$, it is relevant and, if $\Delta = d$, it is marginal). This operator is thus dual to the inflaton field, and classification of such operators leads to a classification of inflation theories. Indeed, inflation corresponds to flow in the scaling regime in the neighborhood of the fixed point.

Following the standard $\text{AdS}_4/\text{CFT}_3$ transcription, the field $\phi(u, x)$ in the bulk of AdS_4 (from which one can obtain the field in dS_4) is related to the source field $\phi_0(x)$ on the boundary, conjugate to the field theory operator $\mathcal{O}(x)$, by the following boundary condition:

$$\phi(u, x) = u^{3-\Delta}\phi_0(x) + u^\Delta\langle\mathcal{O}\rangle + \dots, \quad u \rightarrow 0. \quad (4.1)$$

We finally note that the scaling dimension Δ is directly computed to the mass m of the scalar field through the relation:

$$\Delta = \frac{3}{2} + \frac{1}{2}\sqrt{9 + 4m^2L^2}. \quad (4.2)$$

In the cosmological case, the AdS curvature scale L is replaced by the inverse of the de Sitter Hubble parameter, H_i^{-1} .

An important ingredient in the correspondence is the expected relation between power spectra in cosmology and correlators in QFT [26]. Starting from the cosmological expressions of the scalar and tensor power spectra defined as

$$\Delta_s^2(p) \equiv \frac{p^3}{2\pi^2} \langle \zeta(p) \zeta(-p) \rangle = \frac{p^3}{2\pi^2} |\zeta_p(0)|^2 \quad (4.3)$$

$$\Delta_t^2(p) \equiv \frac{p^3}{2\pi^2} \langle \gamma_{ij}(p) \gamma_{ij}(-p) \rangle = \frac{2p^3}{\pi^2} |\gamma_p(0)|^2 \quad (4.4)$$

where $\zeta_p(0)$ and $\gamma_p(0)$ are the constant late-time values of the cosmological mode functions of the curvature, $\zeta_p(t)$, and the transverse-traceless part of the metric, $\gamma_p(t)$. On the other hand in QFT₃ we have the correlator of the stress tensor

$$\langle T_{ij}(p) T_{kl}(-p) \rangle = T(p) \Pi_{ijkl} + S(p) \pi_{ij} \pi_{kl} \quad (4.5)$$

where Π is the 3d transverse-traceless projector

$$\Pi_{ijkl} \equiv \frac{1}{2} (\pi_{ik} \pi_{jl} + \pi_{il} \pi_{jk} - \pi_{ij} \pi_{kl}) \quad , \quad \pi_{ij} = \delta_{ij} - \frac{p_i p_j}{p^2} \quad (4.6)$$

The correspondence maps the power spectra to the analytically continued QFT spectral densities as [26]

$$\Delta_s^2(p) = -\frac{p^3}{16\pi^2 \text{Im} S(-ip)} \quad , \quad \Delta_t^2(p) = -\frac{2p^3}{\pi^2 \text{Im} T(-ip)} \quad (4.7)$$

A scalar QFT operator with scaling dimension Δ therefore gives

$$\Delta_s^2(p) \sim p^{2(3-\Delta)} \quad (4.8)$$

Matching this with the definition (in cosmology) $\Delta_s^2 \sim p^{n_s-1}$ we obtain

$$\Delta = 3 + \frac{1}{2}(1 - n_s) \quad (4.9)$$

4.1 Class (Ia)

From what has been said above, this class naturally divides into two subclasses, depending on whether the squared mass m^2 of the scalar field at the

fixed point is vanishing, in which case one has a marginal operator ($\Delta = 3$), or negative¹⁰, in which case one has an irrelevant operator ($\Delta > 3$).

- Marginal operators (**Ia**(\mathbf{q}), $q > 1$)

The case with $q > 1$ and integer maps to marginal interactions, where the first non-trivial contributions to the β -function appear at $q - 1$ loop order. Such a case has been analyzed in detail in [22] in the context of holography.¹¹

The case where q is larger than one but real can be thought of as a case where the leading contribution to the β -function is non-analytic in the coupling. Although this can happen in CFT (and it happens in thermal gauge theories), we are not aware of a case where the leading contribution is non-analytic but this cannot be excluded.

- Slightly irrelevant operator (**Ia**($\mathbf{1}$))

In this case, the squared mass of the scalar field is obtained, on the dS gravity side, from (3.28):

$$m^2 H_i^{-2} = -\beta_1(3 + \beta_1) , \quad (4.10)$$

where we have used $W_0 = -2H_i$. Comparing with what is obtained on the dual field theory from (4.2):

$$m^2 L^2 = \Delta(\Delta - 3) , \quad (4.11)$$

(and accounting for a sign when going from dS to AdS) we conclude that

$$\beta_1 = \Delta - 3 . \quad (4.12)$$

The condition $\beta_1 \ll 1$ imposes to choose $\Delta \simeq 3$ which corresponds to a slightly irrelevant operator, that is an operator of dimension $\Delta \gtrsim 3$.

4.2 Class (Ib)

This is described by the β function in (3.36). It can be thought of as a strong-weak coupling dual of the previous case **Ia**. Indeed the data computed through it for the most part are analytic continuations of **Ia**. Such cases are

¹⁰As explained already in Section 3.1, the case of positive mass squared ($0 < q < 1$) leads to infinite mass at the fixed point, and thus no inflation.

¹¹No known such case is known to our knowledge in string theory.

known in QFT, the most famous being N=1 SQCD in the conformal window where the dual magnetic theory has weak coupling when the parent theory has strong coupling. There, the coupling and the dual coupling roughly flow to IR fixed points so that one is the strong coupling dual of the other

For example defining a new "coupling", $\kappa\chi = \frac{1}{\kappa\phi}$ the problem now is equivalent to a new scalar sector

$$S_{scalar} \sim \int d^4x \sqrt{g} \left[\frac{1}{2} G(\chi) (\partial\chi)^2 - \tilde{V}(\chi) \right] \quad (4.13)$$

where the metric¹² $G(\chi)$ is non-trivial, and singular at the deSitter point. In this example with $\chi = \frac{1}{\phi}$

$$G(\chi) = \frac{1}{\chi^4} \quad , \quad \tilde{V}(\chi) = V\left(\frac{1}{\chi}\right) \simeq 3 \frac{H_i^2}{\kappa^2} \left[1 - \frac{\hat{\beta}_p [\kappa\chi]^{p-1}}{(p-1)} + \dots \right] \quad , \quad (4.14)$$

with the de Sitter solution at $\chi = 0$ where the Zamolodchikov metric $G(\chi)$ is singular.

A subclass of **Ib** is interesting in its own right. It is **Ib(1)**. This corresponds to $V \sim e^{a\phi}$ with $a\phi \rightarrow +\infty$. This class is not associated with a CFT (deSitter solution) but with a scaling theory that violates hyperscaling, [23].

This leads to power-law inflation.

Note that if a potential is diverging faster than $e^{\sqrt{\frac{3}{2}}\phi}$ as $\phi \rightarrow \infty$ then this region is not penetrable by the equations of motion. This implies that a divergence like e^{ϕ^p} with $p > 1$ is impossible.

In string theory such exponential behavior is ubiquitous as the Zamolodchikov metric of many scalars is logarithmic

$$S_{scalar} \sim \int d^4x \sqrt{g} \left[\frac{1}{2} \frac{(\partial T)^2}{T^2} - CT^b \right] \quad (4.15)$$

which upon redefinition gives exponential potentials.

4.3 Class II

This is the class with asymptotically flat potentials named AFIM in [8]. Its holographic map corresponds to a β function of the form,

$$\beta \simeq b_0 Y^2 + \mathcal{O}(Y^3) \quad , \quad Y \rightarrow 0 \quad (4.16)$$

¹²This is known as the Zamolodchikov metric in QFT.

Interpreting Y as a coupling constant¹³, this corresponds to the asymptotically free class of QFTs like QCD, [8]. Such a class of potentials was used to model holographic models for YM theory in four dimensions, [24]. This class has a single parameter, γ .

5 Analysing more general models in terms of the characteristic classes

The identification of fundamental classes allows to analyze more complex inflation models in terms of these building blocks. Indeed, one can build out of the classes presented in the last sections, models that interpolate between two different classes. This is usually done by introducing a new scale f . When this scale is small, i.e. $(\kappa f)^2 \ll 1$, one is in a small field regime, when the scale is large, i.e. $(\kappa f)^2 \gg 1$, one is in a large field regime. For the cases discussed in this paper the large field limit typically falls in class **Ia** and the small field limit corresponds to the chaotic class. Interestingly enough, when the scale is intermediate, one may still obtain the slow roll conditions for inflation.

The way this works in general is that any β -function can be made small enough for inflation to occur if multiplied by a small-enough parameter. For example consider an arbitrary function $f(\phi)$ that is bounded. The β -function $\beta(\phi) = f(\phi)$ would describe inflation near the zeros of $f(\phi)$. However, a β -function, $\beta(\phi) = x f(\phi)$ with $x \ll 1$ will inflate for all ϕ so that $x f(\phi)$ is small. In this way for sufficiently small x , any β -function can lead to sufficient inflation. As it will be seen below, all such cases can be mapped via fields redefinitions to the following action

$$\mathcal{S} = - \int d^4x \sqrt{-g} \left[m_P^2 \left(\frac{1}{2} R + V(\tilde{\phi}) \right) + \frac{f^2}{2} \partial^\mu \tilde{\phi} \partial_\mu \tilde{\phi} \right]. \quad (5.1)$$

where now $\tilde{\phi}$ is dimensionless and $f \gg m_P$. Such a gravitational theory leads to inflation for generic bounded potentials $V(\tilde{\phi})$.

However, experience from gravity and string theory indicates that this “fine-tuning” of the gravitational action is probably unrealizable in a healthy gravitational theory. The argument is similar to that in [27]. The scalar

¹³Indeed in a string theory context that gauge coupling constant is the exponential of the dilaton scalar.

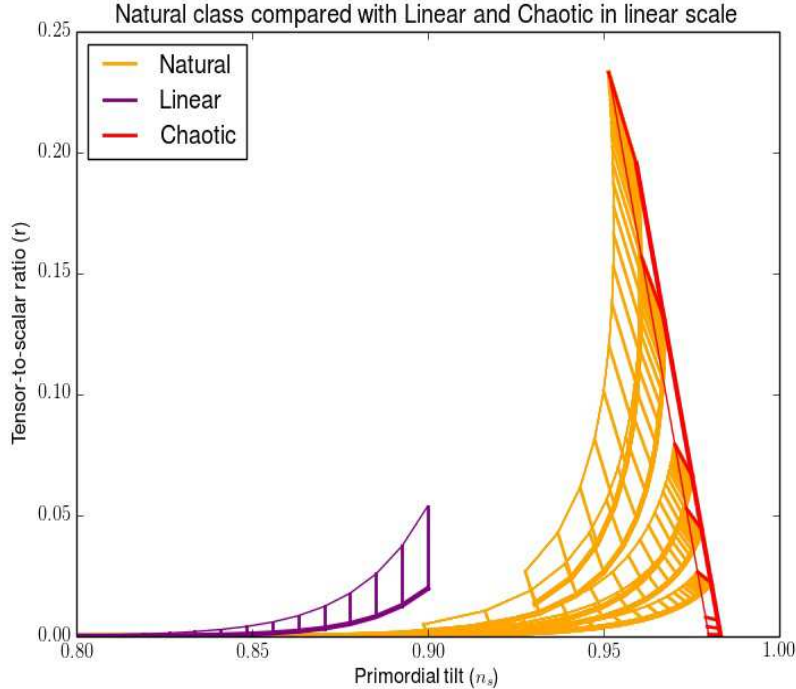


Figure 10: Models of generalized natural inflation (in yellow) interpolating between the linear case (in purple) and chaotic inflation (in red), in the plot (n_s, r) .

mediates a much weaker force than gravity although its charges are similar to those of gravity. It is expected that such a context will lead to inconsistencies with black-holes both in asymptotically flat but also in an asymptotically AdS context. This argument needs to be made precise but we will not pursue this further here. We will merely note that there is no known such case in string theory.

We illustrate this with models inspired by natural inflation [17, 18] which turn out to interpolate between the linear class and the chaotic class (see Figure 10), as we now show. Our starting point is the beta function

$$\beta(\phi) = (\kappa f)^{-1} \tan(\phi/2f) . \quad (5.2)$$

The corresponding superpotential is $W(\phi) = W_0 \cos(\phi/2f)$, with W_0 con-

stant, and the potential reads

$$V = \frac{3W_0^2}{8\kappa^2} \left(1 - \frac{1}{6(\kappa f)^2}\right) + \frac{3W_0^2}{8\kappa^2} \left(1 + \frac{1}{6(\kappa f)^2}\right) \cos \frac{\phi}{f}. \quad (5.3)$$

This coincides with the potential of natural inflation:

$$V = \frac{V_0}{2} \left(1 + \cos \frac{\phi}{f}\right), \quad (5.4)$$

with $V_0 \equiv 3W_0^2/(4\kappa^2)$, in the limit¹⁴

$$(\kappa f)^2 \gg 1/6. \quad (5.5)$$

We have

$$N = -(\kappa f)^2 \ln \frac{\sin^2\left(\frac{\phi}{2f}\right)}{\sin^2\left(\frac{\phi_f}{2f}\right)}, \quad (5.6)$$

where the value of ϕ_f of the field at the end of inflation is given by the condition $\beta(\phi_f) = 1$:

$$\sin^2(\phi_f/2f) = \frac{(\kappa f)^2}{1 + (\kappa f)^2}. \quad (5.7)$$

We can express the β -function in terms of the number N of e-foldings:

$$\beta(N(\phi)) = \frac{1}{\sqrt{(1 + (\kappa f)^2) \exp\left\{\frac{N}{(\kappa f)^2}\right\} - (\kappa f)^2}}. \quad (5.8)$$

This expression is useful to discuss the two regimes of inflation.

If $(\kappa f)^2 \ll 1$, then we can write the β -function as

$$\beta(N) = \exp\left\{-\frac{N}{2(\kappa f)^2}\right\}, \quad (5.9)$$

¹⁴Note that the minimum at $\phi/f = \pi$ does not appear as a fixed point of the β -function (5.2). Accordingly, the two potentials differ at this point, but this is negligible in the limit (5.5).

where we recognize a β -function of the linear class **Ia** with $q = 1$ and $\beta_1 = \frac{1}{2(\kappa f)^2}$ (see (3.30)). Indeed this corresponds to the small field regime where $\phi/2f \ll 1$ and (5.2) reads

$$\beta(\phi) \sim \frac{(\kappa\phi)}{2(\kappa f)^2} . \quad (5.10)$$

The other regime corresponds to $N \ll (\kappa f)^2$ in which case

$$\beta(N) = \frac{1}{\sqrt{N+1}} , \quad (5.11)$$

where we recognize the β -function of the chaotic class **Ib** with $p = 1$ and $\beta_1 = 2$.

In order to see this from the form of the β -function in terms of the scalar field, one has to redefine ϕ and consider instead $\phi' \equiv f\pi - \phi$, in the limit $\phi'/f \rightarrow 0$ or $\phi/f \rightarrow \pi$. Then

$$\beta(\phi') = \frac{1}{\kappa f} \tan\left(\frac{\pi}{2} - \frac{\phi'}{2f}\right) = \frac{1}{\kappa f} \cot\left(\frac{\phi'}{2f}\right) = \frac{1}{\kappa f} \frac{1}{\phi'/2f} = \frac{2}{\kappa\phi'} . \quad (5.12)$$

End of inflation happens for ϕ_f close to $f\pi$ as can be seen from (5.7), or $\phi'_f \ll f$. The fixed point is still at $\phi = 0$, that is $\phi' = f\pi$.

We thus see that natural inflation interpolates between the linear class (**Ia**, $q=1$) and the chaotic class (**Ib**, $p=1$). More generally, it is possible to interpolate between a linear model and any chaotic model by choosing the β -function in the following way:

$$\beta(\phi) = (\kappa f)^{-1} \tan(\phi/\lambda f) , \quad (5.13)$$

in which case one obtains a chaotic model with parameter $\beta_1 = \lambda$. This is seen explicitly in Figure 10, which shows how generalized natural inflation models merge into our (linear and chaotic) classes of models.

One may further understand how the two regimes (linear and chaotic) appear in natural inflation. In order to do this, let us write the potential (5.3) in terms of N using (5.6) and (5.7):

$$V(N(\phi)) = V_0 \left(1 - \left(\frac{(\kappa f)^2 + 1/6}{1 + (\kappa f)^2} \right) \exp\left[-\frac{N(\phi)}{\kappa f^2}\right] \right) . \quad (5.14)$$

In Figure 11, we represent this potential for various values of κf . Remember that, with our definition (3.1) of N , N vanishes at the end of inflation

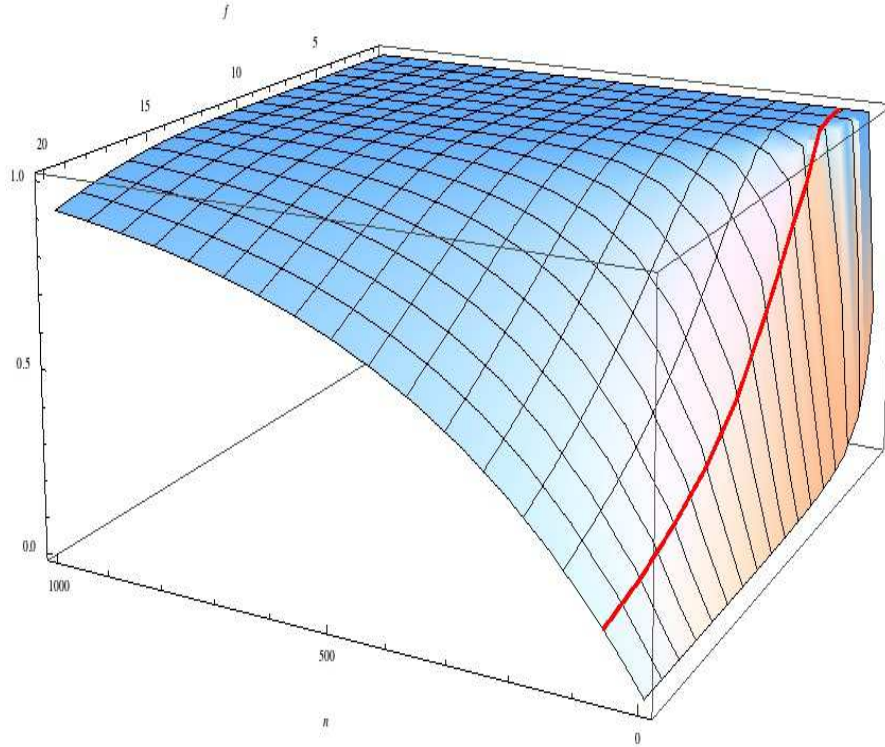


Figure 11: Potential $V(N(\phi))$ of the generalized natural inflation type (5.3) as a function of N , $1 < N < 1000$, for values of f in the range $1 < \kappa f < 20$.

whereas N increases when one reaches more and more primordial times. In Figure 11, the red curve represents $N = 60$. We see that the low κf regime corresponds to the plateau region associated with the region of the potential associated with region close to the maximum (as in the linear class of inflation models). But as soon as one gets to higher values of κf , one leaves the vicinity of the maximum and reaches the intermediate region of the potential, where chaotic inflation takes over.

6 Conclusions

At a time where the physics of inflation becomes data oriented, it is important to withdraw from specific model analyses and to attempt to interpret the data

in terms of large classes. This is what we have proposed in this work, based on (A)dS/CFT correspondence. We have shown that this does make sense from the point of view of the gravity theory alone, in the context of the Hamilton-Jacobi approach. What the AdS/CFT correspondence brings in addition is the fact that the classes that we define are *universality* classes in the sense of quantum field theories or condensed matter, with associated critical indices. Also, the perspective given by the field theory being different from the one adopted on the gravity theory side, the different classes may be natural in different ways. Moreover, the AdS/CFT correspondence being of a strong/weak duality, one may address the question of finding new strongly coupled gravity theories for inflation [11].

Such a map may have far-reaching consequences both for the issues of singularities in cosmology as well as the fate of the many massive scalars that are present in most fundamental gravitational theories. There is however an important puzzle that is associated with expanding universes. A contracting universe is evolving in accordance with QFT renormalization: from the UV at early times to the IR at late times. In contrast, for an expanding universe the cosmological evolution is opposite in direction to the RG flow in a QFT: it runs from the IR at early times to the UV at late times. This puzzle is sharpened in the context of mirage cosmology [9], where also its potential resolution can be glimpsed. In that setup, an expanding cosmology corresponds to a brane-universe moving away from a gravitation stack of D_3 branes, therefore against the gravitational attraction. For this to happen the universe brane must have some energy, and in [9, 12] it was advocated that this could happen for a brane universe in an elliptical path around a central stack of D_3 branes or in an unbounded outbound path. In the first case it would lead to a cyclic cosmological evolution on the universe brane, alternatively approaching and moving away from the central stack. A concrete model of cosmological evolution along these lines was developed in [13]. In the second case it leads to a standard cosmology where the universe expands for ever.

Among the generalisations that we have not considered in this paper is the generalization to multi-field inflation [14, 22], to fields with nontrivial kinetic terms (and $c_s \neq 1$), as well as the computation of non-gaussianities in these different classes.

7 Acknowledgements

We would like to thank F. Bouchet, M. Münchmeyer, F. Nitti and S. Sarkar for useful discussions.

We acknowledge the financial support of the UnivEarthS Labex program at Sorbonne Paris Cité (ANR-10-LABX-0023 and ANR-11-IDEX-0005-02). This work was also supported in part by European Union’s Seventh Framework Programme under grant agreements (FP7-REGPOT-2012-2013-1) no 316165, PIF-GA-2011-300984, the EU program “Thales” MIS 375734, by the European Commission under the ERC Advanced Grant BSMOXFORD 228169 and was also co-financed by the European Union (European Social Fund, ESF) and Greek national funds through the Operational Program “Education and Lifelong Learning” of the National Strategic Reference Framework (NSRF) under “Funding of proposals that have received a positive evaluation in the 3rd and 4th Call of ERC Grant Schemes”.

APPENDIX

A General formulas

We assemble in this appendix complete formulae which express the cosmological parameters in terms of the beta function and its derivatives.

- Number of e-foldings:

$$N(\phi) = -\kappa \int_{\phi_f}^{\phi} \frac{d\phi'}{\beta(\phi')}. \quad (\text{A.1})$$

- Superpotential:

$$W = W_0 \exp \left\{ -\frac{\kappa}{2} \int d\phi \beta(\phi) \right\}. \quad (\text{A.2})$$

- Potential:

$$V = \frac{3}{4\kappa^2} W^2 \left(1 - \frac{\beta^2}{6} \right), \quad (\text{A.3})$$

$$V_{,\phi} = \frac{3}{4\kappa^2} W^2 \left(-\kappa\beta \left(1 - \frac{\beta^2}{6} \right) - \frac{\beta\beta_{,\phi}}{3} \right), \quad (\text{A.4})$$

$$V_{,\phi\phi} = \frac{3}{4\kappa^2} W^2 \left(\kappa^2\beta^2 \left(1 - \frac{\beta^2}{6} \right) - \kappa\beta_{,\phi} \left(1 - \frac{5\beta^2}{6} \right) - \frac{1}{3} (\beta_{,\phi}^2 + \beta\beta_{,\phi\phi}) \right), \quad (\text{A.5})$$

$$V_{,\phi\phi\phi} = \frac{3}{4\kappa^2} W^2 \left(-\kappa^3\beta^3 \left(1 - \frac{\beta^2}{6} \right) + 3\kappa^3\beta\beta_{,\phi} \left(1 - \frac{\beta^2}{6} \right) + \frac{\kappa}{3} \beta (6\beta_{,\phi}^2 + \beta\beta_{,\phi\phi}) - \kappa\beta_{,\phi\phi} \left(1 - \frac{5\beta^2}{6} \right) - \beta_{,\phi}\beta_{,\phi\phi} - \frac{1}{3}\beta\beta_{,\phi\phi\phi} \right). \quad (\text{A.6})$$

- Slow-roll parameters:

$$\epsilon_H \equiv \frac{2}{\kappa^2} \left(\frac{H'}{H} \right)^2 = \frac{1}{2} \beta^2, \quad (\text{A.7})$$

$$\eta_H \equiv \frac{2}{\kappa^2} \frac{H''}{H} = \frac{1}{2} \beta^2 - \frac{\beta_{,\phi}}{\kappa}, \quad (\text{A.8})$$

$$\xi_H^2 \equiv \frac{4}{\kappa^4} \left(\frac{H'H'''}{H^2} \right) = \frac{1}{4} \beta^4 - \frac{3}{2\kappa} \beta^2 \beta_{,\phi} + \frac{1}{\kappa^2} \beta \beta_{,\phi\phi}. \quad (\text{A.9})$$

- Scalar power spectrum

$$\mathcal{P}_s(k) = \kappa^2 \frac{k^3}{2\pi^2} \left| \frac{v_k}{a\beta} \right|^2, \quad (\text{A.10})$$

where u_k is computed from:

$$\begin{aligned} & \frac{v_{k,\phi\phi}}{\kappa^2} + \frac{1}{\beta} \left(1 - \frac{\beta^2}{2} + \frac{\beta_{,\phi}}{\kappa} \right) \frac{v_{k,\phi}}{\kappa} + \\ & + \frac{4}{\beta^2} \left(\frac{k^2}{a^2 W^2} - \frac{1}{2} \left[1 - \frac{\beta^2}{4} + \frac{3\beta_{,\phi}}{2\kappa} - \frac{\beta^2 \beta_{,\phi}}{4\kappa} + \frac{1}{2} \left(\frac{\beta_{,\phi}}{\kappa} \right)^2 + \frac{\beta^2 \beta_{,\phi\phi}}{2\kappa^2} \right] \right) v_k = 0. \end{aligned} \quad (\text{A.11})$$

- Tensor power spectrum

$$\mathcal{P}_t(k) = 8\kappa^2 \frac{k^3}{2\pi^2} \left| \frac{u_k}{a} \right|^2, \quad (\text{A.12})$$

where v_k is computed from:

$$\frac{u_{k,\phi\phi}}{\kappa^2} + \frac{1}{\beta} \left(1 - \frac{\beta^2}{2} + \frac{\beta_{,\phi}}{\kappa} \right) \frac{u_{k,\phi}}{\kappa} + \frac{4}{\beta^2} \left(\frac{k^2}{a^2 W^2} - \frac{1}{2} + \frac{\beta^2}{8} \right) u_k = 0. \quad (\text{A.13})$$

Eq.(A.11) and eq.(A.13) allow us to compute the exact power spectra. Their solutions can be found with numerical methods. Such a computation however lies beyond the scope of this paper and will be addressed in future work.

To plot the predictions for the observable quantities (see Figures 1 to 6) we have proceeded as follows:

- Given the standard expressions for the scalar and tensor power spectra:

$$\mathcal{P}_s(k) = \frac{1}{4\pi^2} \frac{H^4}{\dot{\phi}^2} \Big|_{k=aH} \quad \mathcal{P}_t(k) = 8 \left(\frac{H}{2\pi} \right)^2 \Big|_{k=aH} \quad (\text{A.14})$$

we express them using typical quantities of our formalism:

$$\mathcal{P}_s(k) = \frac{1}{4\pi^2} \frac{W_{,\phi}^2}{\beta^4} \Big|_{k=\frac{aW_{,\phi}}{\beta}} \quad \mathcal{P}_t(k) = \frac{2}{\pi^2} \left(\frac{W_{,\phi}}{\beta} \right)^2 \Big|_{k=\frac{aW_{,\phi}}{\beta}} \quad (\text{A.15})$$

- We compute the observables quantities of interest for us i.e.

$$n_s = -\frac{(\beta^2 + 2\beta_{,\phi})}{(1 - \beta^2)} \quad n_t = -\frac{\beta^2}{(1 - \beta^2)} \quad \dots \quad (\text{A.16})$$

- We identify the leading terms for all of these expressions.
- We neglect all of those terms expected to produce higher order contributions. In this procedure we keep terms whose numerical value is at least 1% of the leading one. For example λ (e.g. defined in Eq.(3.18)) is of order one and cannot be neglected (as we did in the main text) when compared to $N \sim 50 - 60$ (see e.g. Eq.(3.20)): to produce the figures contained in this paper, we kept it.
- We compare the numerical results shown in the figures with the ones including next order correction. The highest value of the relative error for each class is reported in the corresponding figure caption.

B Hilltop inflation: interpolating between the monomial and the chaotic class

We consider in this Appendix the case of the so-called generalized hilltop potentials, which, as we know, interpolates between the monomial and the chaotic classes (see Figure 12). Let us consider the beta function:

$$\beta(\phi) = \frac{\beta_p}{\kappa f} \frac{p(\phi/f)^{p-1}}{1 - (\phi/f)^p}. \quad (\text{B.1})$$

with $p > 2$. Inflation takes place in the range $0 < \phi < f$, the fixed point being at $\phi = 0$.

The superpotential is $W(\phi) = W_0(1 - (\phi/f)^p)^{\frac{\beta_p}{2}}$, with W_0 constant, and the potential reads:

$$V = V_0 \left(1 - \frac{1}{6} \left(\frac{\beta_p p}{\kappa f} \right)^2 \frac{(\phi/f)^{2(p-1)}}{(1 - (\phi/f)^p)^2} \right) (1 - (\phi/f)^p)^{\beta_p}. \quad (\text{B.2})$$

where $V_0 = \frac{3W_0^2}{4}$. The number of e-foldings is given by:

$$N(\phi) = \frac{(\kappa f)^2}{p\beta_p} \left[\frac{1}{(p-2)} ((\phi/f)^{2-p} - (\phi_f/f)^{2-p}) + \frac{1}{2} ((\phi/f)^2 - (\phi_f/f)^2) \right]. \quad (\text{B.3})$$

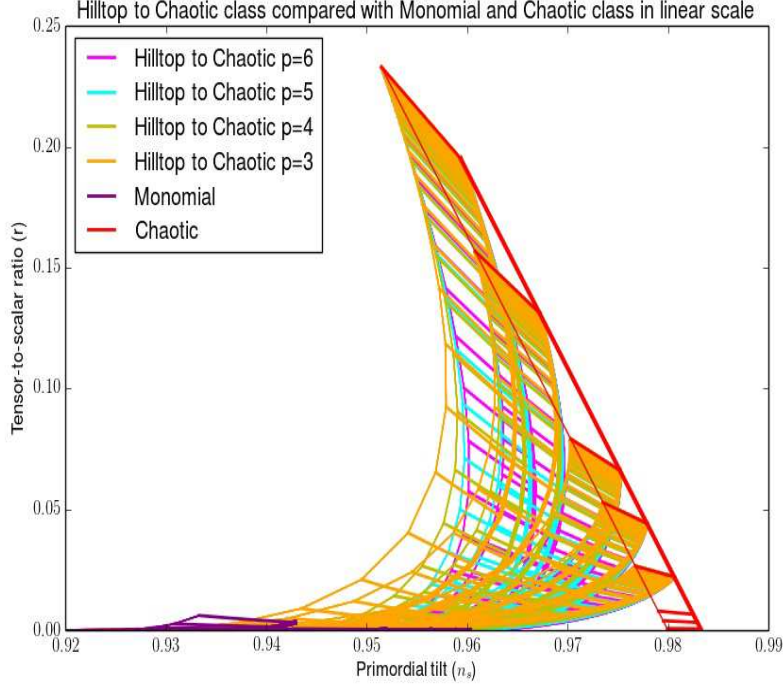


Figure 12: Generalized hilltop models interpolating between the monomial class and the chaotic class.

where ϕ_f is the value of the field at the end of inflation given by the condition $\beta(\phi_f) = 1$. However, this relation cannot be solved analytically for a general value of p . Moreover, writing ϕ as a function of N requires to invert equation (B.3), which is also not possible analytically. To find the predictions of the general model, numerical methods are used. Nevertheless, we investigate the limiting cases, for respectively the small and large field.

Small field limit In the limit $(\phi/f) \ll 1$, we can write the β -function as:

$$\beta(\phi) = \frac{p\beta_p}{\kappa f} (\phi/f)^{p-1} = \frac{p\beta_p}{(\kappa f)^p} (\kappa\phi)^{p-1}. \quad (\text{B.4})$$

We recognize the β -function of the monomial class **Ia** with $q \equiv p - 1$ and $\beta_q \equiv \frac{p\beta_p}{(\kappa f)^p}$. When $p > 2$ ($q > 1$), it corresponds to hilltop models. In this limit the potential is:

$$V \simeq V_0 (1 - \beta_p(\phi/f)^p), \quad (\text{B.5})$$

and the number of e-foldings:

$$N(\phi) \simeq \frac{(\kappa f)^2}{p\beta_p} \frac{1}{(p-2)} ((\phi/f)^{2-p} - (\phi_f/f)^{2-p}). \quad (\text{B.6})$$

We define the constant $\lambda \equiv \frac{(\kappa f)^2}{p\beta_p} \frac{1}{(p-2)} (\phi_f/f)^{2-p}$, the condition $\beta(\phi_f) = 1$ gives:

$$\lambda = \frac{\kappa\phi_f}{p-2} = \frac{1}{p-2} \left(\frac{(\kappa f)^p}{p\beta_p} \right)^{\frac{1}{p-1}}. \quad (\text{B.7})$$

We can write $\beta(\phi)$ in terms of N :

$$\beta(N) \simeq \frac{1}{\left[\left(\frac{p\beta_p}{(\kappa f)^p} \right)^{\frac{1}{p-1}} (p-2)(N + \lambda) \right]^{\frac{p-1}{p-2}}}. \quad (\text{B.8})$$

Large field limit In the limit $(\phi/f) \rightarrow 1$, we redefine ϕ and consider $\phi' \equiv f - \phi$, in the regime $(\phi'/f) \rightarrow 0$. The β -function becomes:

$$\beta(\phi') = \frac{\beta_p}{\kappa f} \frac{p(1 - (\phi'/f))^{p-1}}{1 - (1 - (\phi'/f))^p} \simeq \frac{\beta_p}{\kappa f} \frac{p(1 - (p-1)(\phi'/f))}{1 - (1 - p(\phi'/f))} \simeq \frac{\beta_p}{\kappa f} \frac{1}{(\phi'/f)} = \frac{\beta_p}{\kappa\phi'}. \quad (\text{B.9})$$

This is the β -function corresponding to the chaotic class **1b**, with $p = 1$. It corresponds to a large field model, which is achieved with $f \gg 1$. Note that the fixed point is still at $\phi = 0$ corresponding to $\phi' = f$. The potential can be approximated as:

$$V \simeq V_0 (p(\phi'/f))^{\beta_p}. \quad (\text{B.10})$$

The number of e-foldings in this limit becomes:

$$N(\phi) \simeq \frac{1}{2\beta_p} [(\kappa\phi')^2 - (\kappa\phi'_f)^2]. \quad (\text{B.11})$$

Assuming the end of inflation for $\beta(\phi'_f) = 1$ we get:

$$\phi'_f/f = \beta_p/(\kappa f), \quad (\text{B.12})$$

and we express the β -function in terms of N :

$$\beta(N) \simeq \sqrt{\frac{\beta_p}{2N + \beta_p}}. \quad (\text{B.13})$$

In conclusion, using a single β -function, we interpolate between any hilltop model to any chaotic one. The parameter p in the β -function determines the hilltop limit, whereas the parameter β_p fixes the chaotic side.

References

- [1] P. A. R. Ade *et al.* [Planck Collaboration], “*Planck 2013 results. XXII. Constraints on inflation,*” [ArXiv:1303.5082][astro-ph.CO].
- [2] P. A. R. Ade *et al.* [BICEP2 Collaboration], “*BICEP2 I: Detection Of B-mode Polarization at Degree Angular Scales,*” [ArXiv:1403.3985][astro-ph.CO].
- [3] A. A. Starobinsky, Phys. Lett. B **91** (1980) 99.
- [4] F. L. Bezrukov and M. Shaposhnikov, Phys. Lett. B **659** (2008) 703 [arXiv:0710.3755 [hep-th]].
- [5] V. Mukhanov, Eur. Phys. J. C **73** (2013) 2486 [arXiv:1303.3925 [astro-ph.CO]].
- [6] D. Roest, “*Universality classes of inflation,*” JCAP **01** (2014) 007 [ArXiv:1309.1285][hep-th].
- [7] J. Garcia-Bellido and D. Roest, “*The large- N running of the spectral index of inflation,*” [ArXiv:1402.2059][astro-ph.CO].
- [8] E. Kiritsis, “*Asymptotic freedom, asymptotic flatness and cosmology,*” JCAP **1311** (2013) 011 [ArXiv:1307.5873][hep-th].
- [9] A. Kehagias and E. Kiritsis, “*Mirage cosmology,*” JHEP **9911** (1999) 022 [ArXiv:hep-th/9910174].
- [10] A. Strominger, “*The dS / CFT correspondence,*” JHEP **0110** (2001) 034 [ArXiv:hep-th/0106113].

- [11] P. McFadden and K. Skenderis, “*Holography for Cosmology*,” Phys. Rev. D **81** (2010) 021301 [ArXiv:0907.5542][hep-th].
- [12] E. Kiritsis, “*D-branes in standard model building, gravity and cosmology*,” Phys. Rept. **421** (2005) 105 [Erratum-ibid. **429** (2006) 121] [Fortsch. Phys. **52** (2004) 200] [ArXiv:hep-th/0310001].
- [13] C. Germani, N. E. Grandi and A. Kehagias, “*A Stringy Alternative to Inflation: The Cosmological Slingshot Scenario*,” Class. Quant. Grav. **25** (2008) 135004 [ArXiv:hep-th/0611246];
“*The Cosmological Slingshot Scenario: Myths and Facts*,” Gen. Rel. Grav. **42** (2010) 77 [ArXiv:0706.0023][hep-th];
C. Germani, N. Grandi and A. Kehagias, “*The Cosmological Slingshot Scenario: A Stringy Proposal for the Early Time Cosmology*,” AIP Conf. Proc. **1031** (2008) 172 [ArXiv:0805.2073][hep-th].
- [14] D. S. Salopek and J. R. Bond, Phys. Rev. D **42** (1990) 3936.
- [15] J. E. Lidsey, A. R. Liddle, E. W. Kolb, E. J. Copeland, T. Barreiro and M. Abney, Rev. Mod. Phys. **69** (1997) 373 [astro-ph/9508078].
- [16] P. Binétruy, “*Supersymmetry: Theory, experiment and cosmology*,” Oxford, UK: Oxford Univ. Pr. (2006) 520 p
- [17] P. Binétruy and M. K. Gaillard, Phys. Rev. D **34** (1986) 3069.
- [18] K. Freese, J. A. Frieman and A. V. Olinto, Phys. Rev. Lett. **65** (1990) 3233.
- [19] A. D. Linde, Phys. Lett. B **129** (1983) 177.
- [20] J. M. Maldacena, Adv. Theor. Math. Phys. **2** (1998) 231 [hep-th/9711200].
- [21] E. D. Stewart and D. H. Lyth, Phys. Lett. B **302** (1993) 171 [gr-qc/9302019].
- [22] J. Bourdier and E. Kiritsis, “*Holographic RG flows and nearly-marginal operators*,” Class. Quant. Grav. **31** (2014) 035011 [ArXiv:1310.0858][hep-th].

- [23] C. Charmousis, B. Gouteraux, B. S. Kim, E. Kiritsis and R. Meyer, “*Effective Holographic Theories for low-temperature condensed matter systems,*” JHEP **1011** (2010) 151 [ArXiv:1005.4690][hep-th];
B. Gouteraux and E. Kiritsis, “*Generalized Holographic Quantum Criticality at Finite Density,*” JHEP **1112** (2011) 036 [ArXiv:1107.2116][hep-th].
- [24] U. Gursoy and E. Kiritsis, “*Exploring improved holographic theories for QCD: Part I,*” JHEP **0802** (2008) 032 [ArXiv:0707.1324][hep-th];
U. Gursoy, E. Kiritsis and F. Nitti, “*Exploring improved holographic theories for QCD: Part II,*” JHEP **0802** (2008) 019 [ArXiv:0707.1349][hep-th].
- [25] U. Gursoy, E. Kiritsis, L. Mazzanti and F. Nitti, “*Holography and Thermodynamics of 5D Dilaton-gravity,*” JHEP **0905** (2009) 033 [ArXiv:0812.0792][hep-th].
- [26] P. McFadden and K. Skenderis, “*The Holographic Universe,*” J. Phys. Conf. Ser. **222** (2010) 012007 [ArXiv:1001.2007][hep-th].
- [27] N. Arkani-Hamed, L. Motl, A. Nicolis and C. Vafa, “*The String landscape, black holes and gravity as the weakest force,*” JHEP **0706** (2007) 060 [ArXiv:hep-th/0601001].