

Diffusive MHD instabilities beyond the Chandrasekhar theorem

Günther Rüdiger, Manfred Schultz

*Leibniz-Institut für Astrophysik Potsdam, An der Sternwarte 16, D-14482 Potsdam,
Helmholtz-Zentrum Dresden-Rossendorf, POB 510119, 01314 Dresden, Germany*

gruediger@aip.de, mschultz@aip.de

Frank Stefani

Helmholtz-Zentrum Dresden-Rossendorf, POB 510119, 01314 Dresden, Germany

f.stefani@hzdr.de

Michael Mond

Department of Mechanical Engineering, Ben-Gurion University, Israel

mond@bgu.ac.il

February 23, 2022

ABSTRACT

The magnetohydrodynamic stability of axially unbounded cylindrical flows is considered which contain a toroidal magnetic background field with the same radial profile as the linear azimuthal velocity. Chandrasekhar (1956) has shown for ideal fluids the stability of this configuration if the Alfvén velocity of the field equals the velocity of the background flow. It is demonstrated for magnetized Taylor-Couette flows at the Rayleigh line, however, that for finite diffusivity such flows become unstable against nonaxisymmetric perturbations where the critical magnetic Reynolds number of the rotation rate does not depend on the magnetic Prandtl number P_m if $P_m \ll 1$.

In order to study this new diffusive ‘azimuthal magnetorotational instability’, flows and fields with the same radial profile but with different amplitudes are considered. For $P_m \ll 1$ the instability domain with the weakest fields and the slowest rotation rates lies *below* the Chandrasekhar line of equal amplitudes for Alfvén velocity and rotation velocity. We find that then the lines of marginal instability scale with the Reynolds number and the Hartmann number. The minimum values of the field strength and the rotation rate which are needed

for the instability (slightly) grow for more and more flat rotation. Finally, the corresponding electric current of the background field becomes so strong that the Tayler instability (which even exists without rotation) also appears in the bifurcation map at small Hartmann numbers displacing after all the azimuthal magnetorotational instability.

Subject headings: stars: magnetic field — instabilities — magnetohydrodynamics
– Taylor-Couette flow

1. Motivation

Plane and parallel hydrodynamic shear flows are only unstable in the inviscid theory against infinitesimal perturbations if their span-wise velocity profile has an inflexion point (Rayleigh 1880). There is no such inflexion for a plane Poiseuille flow with the profile $1 - y^2$ between the walls at $y = \pm 1$ so that they are stable for vanishing viscosity. Plane Poiseuille flows with finite viscosity, however, are unstable against infinitesimal disturbances if their Reynolds number UL/ν exceeds the (high) value 5772 (Drazin & Reid 1981). Such flows are destabilized by the finite diffusivity. If the linear instability is considered as a structure-forming process then only the viscosity gives rise to the structure in this case. This is opposite to those expectations that any diffusivity should act against the formation of local and also global maxima and minima.

Magnetohydrodynamic theory provides yet another wide range of phenomena in which equilibria that are stable under zero magnetic-diffusivity may no longer be stable when finite electrical conductivity is considered (Furth et al. 1963, Coppi et al. 1966). The resulting resistive instabilities such as the tearing modes drive many observed phenomena in astrophysics, space as well as laboratory plasmas (Connor et al. 2009, Landi & Bettarini 2012). Examples include solar flares and coronal mass ejection that are related to the tearing mode driven magnetic reconnection, and limited the operational regimes in Tokamaks.

Such dissipation-induced instabilities, which are also well known in quite a number of finite-dimensional mechanical systems, were comprehensively surveyed by Krechetnikov & Marsden (2007).

The role of Rayleigh’s inflexion point theorem in hydrodynamics is played in magnetohydrodynamics by a theorem of Chandrasekhar (1956) who stated that the solution

$$\mathbf{U} = \mathbf{U}_A \tag{1}$$

of the MHD equations is *linearly stable* for ideal and incompressible flows. Here, \mathbf{U} is the

flow aligned with the magnetic field $\mathbf{B} = \sqrt{\mu_0\rho}\mathbf{U}_A$ with \mathbf{U}_A the Alfvén velocity of the field. The fluid mass density is ρ and the vacuum permeability is μ_0 . Tataronis & Mond (1987) studied the stability of the plasma if one works with

$$\mathbf{U} = \beta\mathbf{U}_A \quad (2)$$

with constant β and discussed the destabilizing effects of $\beta \neq 1$. In the present paper we shall present the destabilizing effects of finite diffusivities (viscosity and/or magnetic diffusivity) for a special realization of the Eqs. (1) and (2), i.e. of Taylor-Couette flows of electrically conducting fluids between rotating concentric cylinders. We shall show that the Chandrasekhar theorem does no longer hold if at least one of the two diffusivities has a finite value. It is no problem to find for such fluids unstable solutions even for $\beta = 1$. Our work is also motivated by a recent result of Kirillov & Stefani (2013) who used a short-wave approach to derive in the inductionless limit an analytical expression for the marginal stability curve in terms of the steepnesses of the angular frequency and the Alfvén frequency. The present paper may also serve to probe such WKB results by more elaborate 1D stability investigations.

Consider the interaction of the differential rotation in an axially unbounded Taylor-Couette container and a toroidal magnetic field between the inner and the outer cylinder which is maintained by axial electric currents outside and/or inside the inner cylinder. The fluid possesses the microscopic viscosity ν and the magnetic diffusivity $\eta = 1/\mu_0\sigma$ (σ the electric conductivity). The general solution of the stationary and axisymmetric equations is

$$U_\phi = R\Omega = a_\Omega R + \frac{b_\Omega}{R}, \quad B_\phi = a_B R + \frac{b_B}{R}, \quad (3)$$

where a_Ω , b_Ω , a_B and b_B are constants which fulfill the condition (1) if

$$a_\Omega = a_B/\sqrt{\mu_0\rho}, \quad b_\Omega = b_B/\sqrt{\mu_0\rho}. \quad (4)$$

The most popular realization of the condition (1) is the rotating pinch where an axial and uniform-in-radius electric current is subject to rigid-body rotation where both the azimuthal flow and the azimuthal field linearly depend on the radius R (Acheson 1978, Pitts & Tayler 1985, Rüdiger & Schultz 2010). Another very special example of the stability problem is formed for $a_\Omega = a_B = 0$ describing the interaction of the rotation law $\Omega \propto 1/R^2$ (the Rayleigh limit) with the field $B_\phi \propto 1/R$ which is current-free between the cylinders. These profiles fulfill the condition (2) but they become unstable against *nonaxisymmetric* perturbations with the azimuthal quantum number $m = \pm 1$ for $\beta = 1$ if one of the two diffusivities does not vanish. Because of its current-free character we have called it the azimuthal magnetorotational instability (Rüdiger et al. 2007, Hollerbach et al. 2010) which even has been realized in the laboratory with liquid alloy GaInSn as the conducting fluid (Seilmayer et al. 2014).

2. Equations

The solution of the equations are governed by the ratios

$$r_{\text{in}} = \frac{R_{\text{in}}}{R_{\text{out}}}, \quad \mu_{\Omega} = \frac{\Omega_{\text{out}}}{\Omega_{\text{in}}}, \quad \mu_B = \frac{B_{\text{out}}}{B_{\text{in}}}. \quad (5)$$

R_{in} and R_{out} are the radii of the inner and the outer cylinder, Ω_{in} and Ω_{out} are their rotation rates and B_{in} and B_{out} are the azimuthal magnetic fields at the inner and outer cylinders. Conditions (1) and (2) are both fulfilled for all $\mu_B r_{\text{in}} = \mu_{\Omega}$. For our standard model which works with $r_{\text{in}} = 0.5$ one finds $\mu_B = 2\mu_{\Omega}$. In this paper mainly the two rotation laws with $\mu_{\Omega} = 0.25$ (i.e. with $\mu_B = 0.5$) and $\mu_{\Omega} = 0.35$ (i.e. with $\mu_B = 0.7$) are used which describe i) the Rayleigh limit of uniform angular momentum and ii) a quasikeplerian rotation law with cylinders rotating as $R^{-3/2}$ (like planets). The governing dimensionless equations

$$\text{Re}\left(\frac{\partial \mathbf{U}}{\partial t} + (\mathbf{U} \cdot \nabla)\mathbf{U}\right) = -\nabla P + \Delta \mathbf{U} + \text{Ha}^2 \text{curl } \mathbf{B} \times \mathbf{B} \quad (6)$$

for the momentum and

$$\text{Rm}\left(\frac{\partial \mathbf{B}}{\partial t} - \text{curl}(\mathbf{U} \times \mathbf{B})\right) = \Delta \mathbf{B} \quad (7)$$

for the induction are linearized with $\text{div } \mathbf{U} = \text{div } \mathbf{B} = 0$ and numerically solved for no-slip boundary conditions and for insulating and/or perfect-conducting cylinders which are unbounded in axial direction. Those boundary conditions are applied at both R_{in} and R_{out} . The dimensionless free parameters in (7) are the Hartmann number (Ha) and the Reynolds number (Re), given by

$$\text{Ha} = \frac{B_{\text{in}} D}{\sqrt{\mu_0 \rho \nu \eta}}, \quad \text{Re} = \frac{\Omega_{\text{in}} D^2}{\nu}, \quad (8)$$

where $D = R_{\text{out}} - R_{\text{in}}$ is the unit of length which is here always $D = R_{\text{out}}/2$. With the magnetic Prandtl number $\text{Pm} = \nu/\eta$ the magnetic Reynolds number of the rotation is $\text{Rm} = \text{Pm} \text{Re}$. The Lundquist number of the magnetic field is $S = \sqrt{\text{PmHa}}$. Also the modified magnetic Reynolds number

$$\overline{\text{Rm}} = \sqrt{\text{ReRm}} \quad (9)$$

as a counterpart of the Hartmann number will here play an important role. The reason is that the ratio $\overline{\text{Rm}}/\text{Ha}$ which defines the parameter β in (2) does not depend on the values of the diffusivities. The code which solves the above equation system is described in detail by Rüdiger et al. (2014) where also the detailed formulation of the boundary conditions can be found. The cylinders of the TC container can be assumed as perfect-conducting and/or

as insulating. In the present paper we mainly but not always applied vacuum boundary conditions to the magnetic fields. Test calculations have shown that our basic numerical findings do not depend on the choice of the boundary conditions. All the minima of the instability curves in the Ha-Re plane and the characteristic meeting points of the Ha axis for resting cylinders exist for both sorts of boundary conditions, mostly the numerical values of the characteristic Reynolds and Hartmann numbers for conducting cylinders exceed those for insulating ones.

3. The Rayleigh limit

Figure 1 shows the lines of marginal stability for the rotation law with $U_\phi \propto B_\phi \propto 1/R$ (i.e. $\mu_\Omega = 0.25$, $\mu_B = 0.5$). For a given supercritical Hartmann number the instability always exists between a minimum Reynolds number and a maximum Reynolds number. The lower branch of the instability cone defines the critical rotation rate which is necessary to provide the needed energy for the pattern maintenance. The upper branch limits the instability domain by suppressing the nonaxisymmetric instability by too strong shear. If, however, the applied azimuthal magnetic field contains too strong axial electric-currents then the lower branch degenerates to a vertical line which for $Re = 0$ crosses the Ha-axis at the characteristic Hartmann number Ha_{Tay} (which does not depend on the magnetic Prandtl number (Rüdiger & Schultz 2010)).

For very small Pm the curves converge and form a common minimum Reynolds number at a certain critical Hartmann number (Fig. 1, top). The value of the minimum Reynolds number decreases for growing magnetic Prandtl number but the smallest critical Hartmann number is reached for Pm of order unity. For very small Pm the minimum of the instability cone scales with Re, here with a value of order 800 while the typical Hartmann number is ten times less.

By use of the modified Reynolds number \overline{Rm} one gets another picture. The dotted line in Fig. 1 (bottom) is defined by $\overline{Rm} = Ha$ representing the location of all values fulfilling (1). It is *always* crossed by all the bifurcation lines for finite Pm. For these cases the flow is unstable even under the condition (1).

The numerical values of the crossing points are plotted in Fig. 2. The solid (dashed) line corresponds to models with perfect-conducting (insulating) cylinders. Both cases lead to very similar results. In the $\overline{Rm} - Ha$ plane one finds minimal Hartmann numbers for small and for large Pm. For $Pm = 1$ the curves have a local maximum which reflects the phenomenon that the main part of the cones for $Pm > 1$ lies above the dotted line in Fig.

1 (bottom) while it lies below the dotted line for $\text{Pm} < 1$. For both models the Hartmann number for $\text{Pm} = 1$ reaches large values but remains finite.

On the other hand, the Hartmann numbers and – what is the same – the Reynolds numbers $\overline{\text{Rm}}$ of the crossing points run with $\text{Pm}^{-1/2}$ for $\text{Pm} \rightarrow 0$ which means that the magnetic Reynolds number Rm of the rotation and the Lundquist number S of the magnetic field remain finite. Figure 2 demonstrates that the solutions for $\text{Pm} \rightarrow 0$ possess values of $\text{Rm} \simeq 0.8$ for perfect-conducting cylinders and $\text{Rm} \simeq 2$ for insulating cylinders. Similar results could be formulated for $\text{Pm} \rightarrow \infty$ but for the Reynolds number Re (Fig. 2, right). We have thus shown for the rotation law of the Rayleigh limit that even for the case that only one of the two diffusivities is nonvanishing unstable modes exist along the line defined by the stability condition (1).

4. Quasikeplerian rotation

The toroidal fields whose radial profiles differ from the above case with $B_\phi \propto R^{-1}$ can only be maintained by use of electric currents in axial direction between the cylinders. The immediate consequence is the appearance of a kink-type Tayler instability for resting cylinders ($\text{Re} = 0$). Figure 3 shows the bifurcation maps of the instability of the nonaxisymmetric modes with $m = \pm 1$ for fixed magnetic Prandtl number for various radial profiles of the azimuthal magnetic field but for fixed (quasikeplerian) rotation law. The dashed lines represent the Rayleigh profile ($B_\phi \propto R^{-1}$) and the Kepler profile ($B_\phi \propto R^{-3/2}$). All the curves except the first one ($\mu_B = 0.5$) meet the horizontal axis at finite values Ha_{Tay} which do not depend on the value of Pm (see Rüdiger et al. 2013). Our model yields $\text{Ha}_{\text{Tay}} = 2565$ for $\mu_B = 0.7$ and $\text{Ha}_{\text{Tay}} = 760$ for $\mu_B = 0.75$ (shown). Differential rotation included the minimum Hartmann number for instability are much less than these values ($\text{Ha}_{\text{min}} = 250$ for $\mu_B = 0.7$, see Fig. 3). Also the minimum Hartmann numbers necessary for excitation only slightly depend on the magnetic Prandtl numbers if the latter are small enough (Figs. 1 and 4). These minimum Hartmann numbers for quasikeplerian rotation *are significantly higher* than those for the rotation at the Rayleigh limit.

The instability cones in the $\text{Re} - \text{Ha}$ -plane for the quasikeplerian radial profiles with $\mu_\Omega = \mu_B/2 = 0.35$ are given in Fig. 4 (top) for various magnetic Prandtl numbers in correspondence to Fig. 1 (top). Again for small magnetic Prandtl numbers the instability cones do not depend on Pm , they thus *again* scale with the Reynolds number Re and the Hartmann number Ha . The minimum Hartmann number and minimum Reynolds number for the Kepler profiles exceed the corresponding values for the Rayleigh-limit profiles by almost one order of magnitude. It is known, however, that the quasikeplerian rotation

($\mu_\Omega = 0.35$) together with the current-free magnetic field ($\mu_B = 0.5$) for small Pm scales with the magnetic Reynolds number Rm. Obviously, the electric current in the axial direction extends the range of the shear beyond the Rayleigh limit to higher values where the instability curves scale with Re.

The same instability domains in the $\overline{\text{Rm}} - \text{Ha}$ -plane are given in Fig. 4 (bottom) such as in Fig. 1 (bottom) for the Rayleigh-limit profile. Again for small Pm the minimum Hartmann number and minimum Reynolds number for the Kepler profiles exceed the corresponding values for the Rayleigh-limit profiles. Except for these differences the basic schemes of the instability maps of Fig. 4 are the same as in Fig. 1. For decreasing Pm the cones migrate downward crossing in one point the Chandrasekhar line (1). Each of these crossing points represents a marginal unstable solution which fulfills the stability condition (1) for ideal fluids.

As in Fig. 2 in Fig. 5 the coordinates of the crossing points are plotted in dependence on the magnetic Prandtl number for both sets of boundary conditions. In opposition to the situation at the Rayleigh line for $\text{Pm} \rightarrow 0$ neither $\overline{\text{Rm}}$ nor Rm show finite values. One finds $\text{Rm} \propto \text{Pm}^{1/3}$, hence for small Pm

$$\frac{\Omega_{\text{in}} D^2}{\sqrt[3]{\nu \eta^2}} \simeq 100. \quad (10)$$

There is a characteristic difference, therefore, of the behavior of the crossing points for $\text{Pm} \rightarrow 0$. While the magnetic Reynolds number for the flow at the Rayleigh limit remains finite, it slowly vanishes for quasikeplerian rotation. The behavior of the critical rotation rate for $\nu \rightarrow 0$ is thus opposite: it remains finite for the Rayleigh flow but it becomes infinitely small for the Kepler flow. Note, however, by comparison of the Figs. 2 and 5 that for Pm of order 10^{-5} or 10^{-6} (the values for fluid metals like sodium or gallium) the magnetic Reynolds number and the Hartmann number of the crossing points in both cases are almost equal. This is also approximately true for higher magnetic Prandtl number up to $\text{Pm} \lesssim 10^{-1}$.

5. Beyond the Kepler limit

With the Fig. 6 we can show that also for the rotation law with $\mu_\Omega = 0.37$ the instability scales with the Reynolds number for $\text{Pm} \rightarrow 0$. This rotation law is flatter than the Kepler law (‘subkeplerian’). For $\text{Pm} \rightarrow 0$ the location of the characteristic instability cones in the $\text{Re} - \text{Ha}$ -plane loses any dependence on the magnetic Prandtl number Pm. The same is true for the previous examples with $\mu_\Omega = 0.25$ and $\mu_\Omega = 0.35$. Hence, if both azimuthal flow and azimuthal field fulfill Eq. (2) – for $\text{Pm} \rightarrow 0$ the location of the instability domains in

the $\text{Re} - \text{Ha}$ -plane does *not* depend on the magnetic Prandtl number – or with other words – the instability scales with Hartmann and Reynolds number. One can easily show that all magnetohydrodynamic equations which possess solutions for $\text{Pm} \rightarrow 0$ (which is not identical to $\nu = 0$) basically scale with Ha and Re .

The instability domain in Fig. 6 forms a cone which is opened to both the large values of Re and Ha or – with other words – the line of marginal instability exhibits a minimum and two branches with positive slope. Almost always the rotation can thus be too slow or too fast and also the magnetic field can be too weak or too strong for the instability. However, all models with $\mu_B > 0.5$ contain an axial electric current within the fluid which becomes Tayler-unstable for no or for slow rotation (Tayler 1973). The line of marginal instability for these modes thus always meets the horizontal coordinate axis for $\text{Re} = 0$ at a critical Hartmann number Ha_{Tay} . The latter becomes smaller for increasing electric current. As Fig. 6 shows, already for $\mu_\Omega \simeq 0.38$ the Ha_{Tay} becomes so close to the minimum that it disappears. The slope of the lower branch of the instability cone becomes negative so that the requirement of a minimum critical rotation rate no longer exists. It is obvious that the higher amplitude of the electric current changes the character of the instability towards the character of the (rotation-influenced) Tayler instability.

The drift rates are also reflecting the change of the instability characteristics for growing electric-current amplitudes. While for small Pm the magnetic pattern for the Rayleigh rotation ($\mu_\Omega = 0.25$) and the Kepler rotation ($\mu_\Omega = 0.35$) migrates in the direction of the global rotation it rests in the laboratory system for the subkeplerian rotation laws with $\mu_\Omega > 0.35$ (see Fig. 7). Both extrema are known: the pattern of AMRI at the Rayleigh line tends to rotate with the outer cylinder while the Tayler instability without rotation basically rests in the laboratory system (Seilmayer et al. 2012).

Nevertheless, for small Pm the lines of marginal instability in the $\text{Ha} - \text{Re}$ plane do not depend on the magnetic Prandtl number also for the branches in Fig. 6 with negative slope which cross the axis $\text{Re} = 0$. It was already known that the values of Ha_{Tay} (i.e. the critical Hartmann number for the Tayler instability without rotation) do not depend on Pm (see also Rüdiger et al. 2013). Obviously, the same is true for electric-currents subject to differential rotation for small Pm . All the excitation conditions which we derived for models with $U_\phi \propto B_\phi$ scale with Re and Ha for $\text{Pm} \rightarrow 0$.

6. Conclusions

Galaxies are the only cosmical objects whose internal flows and fields can simultaneously be observed. Their magnetic fields of several tens of μgauss with densities of 10^{-24} g/cm^3 correspond to an Alfvén-velocity of about 100 km/s which numerically complies with the condition (1) as the linear velocity of the galactic rotaton is of the same order. Flows and fields which strictly fulfill the condition (1) are stable in ideal fluids. Our numerical study of azimuthal fields in a differentially rotating Taylor-Couette container shows, however, that this magnetohydrodynamic configuration can become unstable against nonaxisymmetric perturbations in fluids with finite diffusivities. This dissipation-induced instability is a perfect illustration of Montgomery’s (1993) verdict ‘...that for fluid equations of the Navier-Stokes type the ideal limit with zero dissipation coefficients has essentially nothing to do with the case of small but finite dissipation coefficient’. In particular, at the Rayleigh limit with the rotation law $\Omega \propto R^{-2}$ even the existence of one of the two diffusivities enables the the instability to occur. One finds for $\text{Pm} \rightarrow 0$ the excitation condition

$$\frac{\Omega_{\text{in}} D^2}{\eta} \simeq 0.8 \quad (11)$$

(the numerical value valids for conducting cylinders) while for $\text{Pm} \rightarrow \infty$ a similar condition holds with η replaced by ν . This one-diffusivity phenomenon is restricted to the Rayleigh limit as for flatter rotation laws the condition for $\text{Pm} \rightarrow 0$ reads different (see Eq. (10)). Note that after (1) the rotation at the Rayleigh limit corresponds to a magnetic profile $B_\phi \propto 1/R$ which is the only one in the considered cylindric geometry which is maintained by electric currents which completely flow outside the fluid.

If the condition (1) is replaced by the condition (2) with β independent of R then for $\beta \neq 1$ and for fixed Pm one finds that the eigenvalues defined by (1) belong to an infinite and smooth line of marginal instability with two branches with different but positive slope in the $\text{Ha} - \text{Re}$ plane. Each of the curves possess a minimum Hartmann number and a minimum Reynolds number (which lie close together). For $\text{Pm} \ll 1$ the the curves in the $\text{Ha} - \text{Re}$ plane do not depend on the magnetic Prandtl number (the curves ‘scale’ with Re and Ha).

As already described, the scaling with Re and Ha for small Pm is already known for AMRI at the Rayleigh limit but it is new that *all* configurations which fulfill (2) show the same behaviour (see Fig. 6). Also the instability lines for much flatter rotation laws, or what is here the same, for more flat magnetic profiles (which need axial electric current also within the fluid for their maintenance) do not depend on the value of Pm if $\text{Pm} \ll 1$.

It is clear that for $\mu_B > 0.5$ and sufficiently strong field amplitude the bifurcation lines meets the Ha axis as the axial currents are unstable against nonaxisymmetric perturbations

for $\text{Re} = 0$. We know that the corresponding Hartmann number Ha_{Tay} does not depend on the magnetic Prandtl number of the fluid. Rigid rotation suppresses the TI while differential rotation with $\mu_\Omega < 1$ acts supporting. Hence, for slow rotation the instability lines above the Ha axis always turn to the left. Also these positions do not depend on Pm – but only if $\text{Pm} \ll 1$.

The critical Hartmann number Ha_{Tay} is decreasing for increasing μ_B . For $\mu_B = 1$ it is $\text{Ha}_{\text{Tay}} = 109$ (150) for vacuum (conducting) boundary conditions. These values are so small that the formation of an AMRI minimum is no longer possible. In this case the AMRI disappears and the resulting bifurcation line takes the form of the bifurcation line of the Tayler instability under the influence of the given differential rotation (see Fig. 6).

One can also recognize the transition from AMRI to the Tayler instability for increasing $\mu_B = 2\mu_\Omega$ by means of the drift frequency of the magnetic nonaxisymmetric pattern which develops from corotation with the outer cylinder (for AMRI) to resting in the laboratory system (see Fig. 7).

Our basic result, however, is that for fields and flows with the same radial profile all the described bifurcation lines in the Ha – Re plane do not depend on Pm if $\text{Pm} \ll 1$. As also the current-free field ($\mu_B = 0.5$) together with the rotation law at the Rayleigh limit ($\mu_\Omega = 0.25$) belongs to this class it is not surprising that the characteristic minimum of the curve of marginal instability scales with Ha and Re even for the smallest magnetic Prandtl numbers which has been experimentally confirmed (Seilmayer 2014). This is no longer true, however, if flow and field cannot be expressed by condition (2) as for example for current-free fields ($\mu_B = 0.5$) under the influence of Kepler rotation ($\mu_\Omega = 0.35$) where the scaling of the minima can only be expressed by the Lundquist number of the field and the magnetic Reynolds number of the rotation which for small Pm leads to experimentally unrealistic high values of the magnetic field and the rotation rate.

REFERENCES

- Acheson, D.J. 1978, Phil. Trans. R. Soc. A, 289, 459
- Brennan, D.B., & Sugiyama, L.E. 2006, Phys. Plasmas, 13(5), 052515
- Chandrasekhar, S. 1956, Proc. Natl. Acad. Sci. USA 42, 273
- Coppi, B., Greene, J., & J. Johnson 1966, Nuclear Fusion, 6, 101
- Drazin, P.G., & W.H. Reid, W.H. 2004, *Hydrodynamic Stability*, Cambridge University Press

- Furth, H.P., Killeen, H., & Rosenbluth, M.N. 1963, Phys. Fluids 6, 459
- Hollerbach, R., Teeluck, V., & Rüdiger, G. 2010, PRL 104, 044502
- Kirillov, O., & Stefani, F. 2013, PRL 111, 061103
- Krechetnikov, R., & Marsden, J.E. 2007, Rev. Mod. Phys. 79, 519
- Landi, S., & Bettarini, L. 2012, Space Sci. Rev., 172, 253
- Montgomery, D. 1993, Plasma Phys. Control. Fusion 35, B105
- Pitts, E., & Tayler, R.J. 1985, MNRAS 216, 139
- Rayleigh, Lord 1880, Proc. London Math. Soc. 11, 57
- Rüdiger, G., & Schultz, M. 2010, Astron. Nachr. 331, 121
- Rüdiger, G., Kitchatinov, L.L., & Hollerbach, R. 2013, *Magnetic Processes in Astrophysics*, Wiley-VCH
- Rüdiger, G., Gellert, M., Schultz, M., et al. 2014, MNRAS 438, 271
- Seilmayer, M., Stefani, F., Gundrum, Th., et al. 2012, PRL 108, 4501
- Seilmayer, M., Galindo, V., Gerbeth, G. et al. 2014, PRL, acc.
- Stefani, F. Gundrum, Th., Gerbeth, G., et al. 2006, PRL 97, 184502
- Tataronis, J.A., & Mond, M. 1987, Phys. Fluids 30, 84
- Tayler, R.J. 1973, MNRAS 161, 365

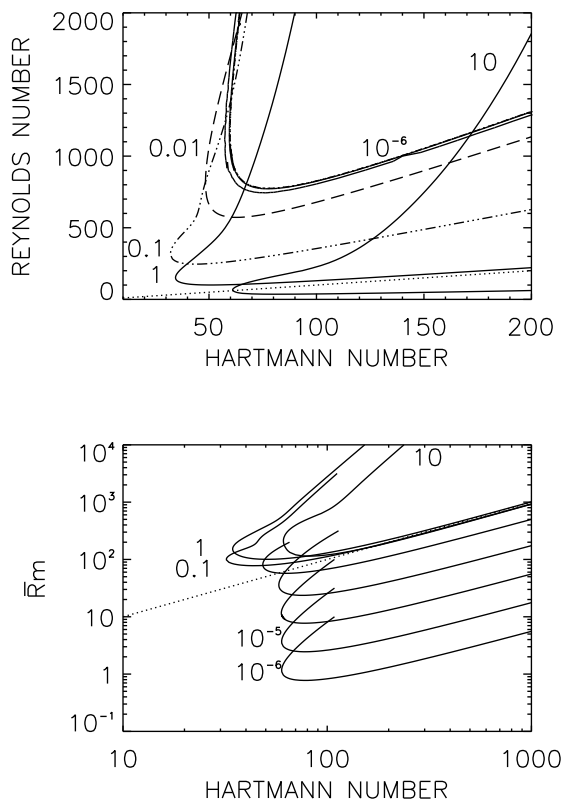


Fig. 1.— The lines of marginal instability of the nonaxisymmetric modes with $m = \pm 1$ for $\mu_\Omega = \mu_B/2 = 0.25$. The curves are marked with their magnetic Prandtl numbers. The curves are plotted in the $\text{Re} - \text{Ha}$ plane (top) and in the $\overline{\text{Rm}} - \text{Ha}$ plane (bottom). The values along the dotted line fulfill the stability condition (1). Note that for small enough Pm the minimum Hartmann numbers for instability do hardly depend on the magnetic Prandtl number.

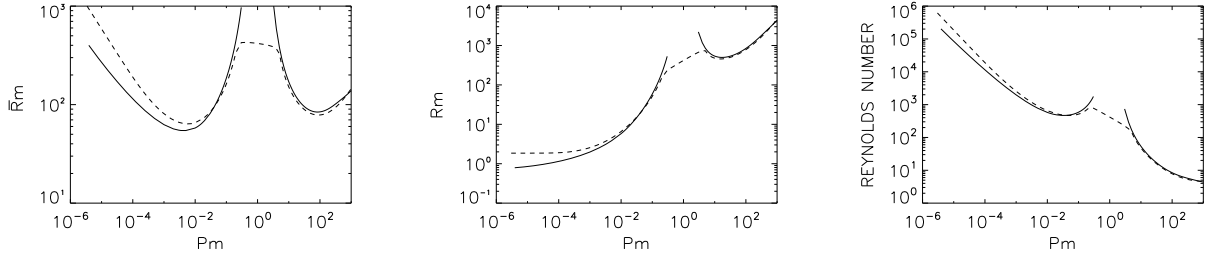


Fig. 2.— Left: The location of the eigenvalues after (1) vs. the magnetic Prandtl number Pm for conducting-boundary conditions (solid) and insulating boundaries (dashed). Middle: For very small Pm it scales with Rm . Right: For very large Pm it scales with Re .

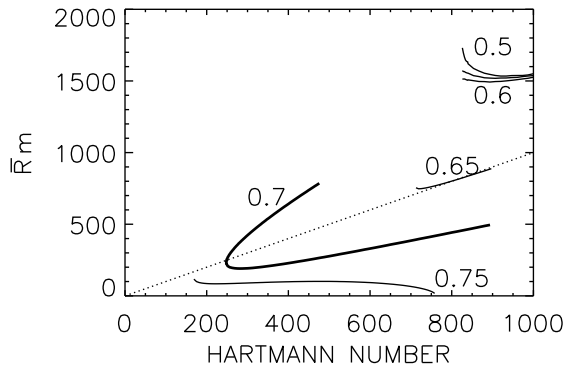


Fig. 3.— The instability maps of the nonaxisymmetric modes with $m = \pm 1$ for $Pm = 0.001$. The dotted line represents the condition (1). The bold curve values are fulfilling (2). The curves are labeled with their μ_B -values. $\mu_\Omega = 0.35$.

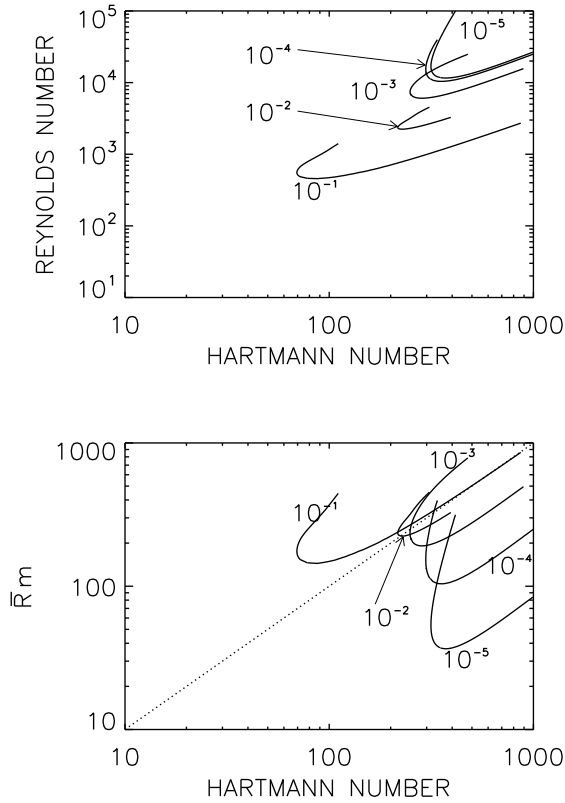


Fig. 4.— The same as in Fig. 1 but for the quasiskeplerian rotation law with $\mu_\Omega = \mu_B/2 = 0.35$. For small enough Pm the minimum Hartmann numbers for instability do hardly depend on the magnetic Prandtl number. The curves are plotted in the $Re - Ha$ plane (top) and in the $\overline{Rm} - Ha$ plane (bottom). Vacuum boundary conditions. For conducting boundary condition the the minimum of the curves for $Pm \rightarrow 0$ scales with $Re \simeq 9 \cdot 10^4$ and $Ha \simeq 800$.

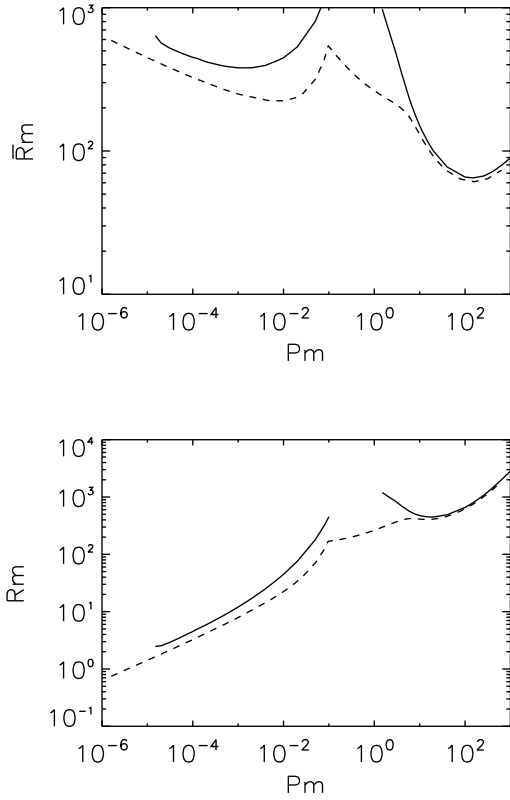


Fig. 5.— The same as in Fig. 2 but for the quasikeplerian rotation law with $\mu_\Omega = \mu_B/2 = 0.35$. Conducting-boundary conditions (solid), insulating boundaries (dashed).

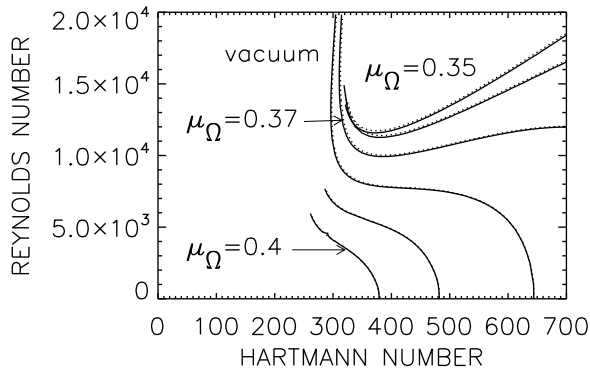


Fig. 6.— Critical Reynolds numbers for the modes $m = \pm 1$ for the rotation laws with $\mu_\Omega = 0.35\dots 0.40$. $\mu_B = 2\mu_\Omega$, insulating boundaries, $Pm = 10^{-5}$, $Pm = 10^{-6}$ (dotted).

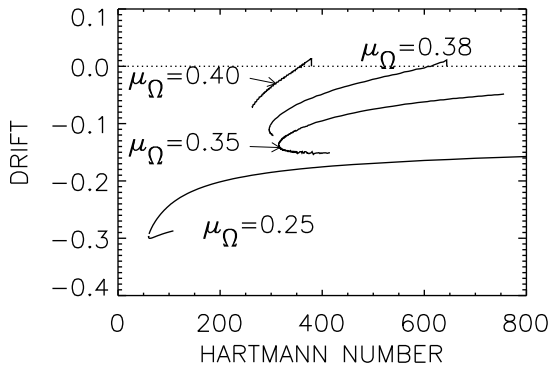


Fig. 7.— Drift rates (normalized with the inner rotation rate) for the modes $m = \pm 1$ for the rotation laws with $\mu_\Omega = 0.25 \dots 0.40$. The dotted line denotes the solutions which rest in the laboratory system. $\mu_B = 2\mu_\Omega$, insulating boundaries, $\text{Pm} = 10^{-5}$ and $\text{Pm} = 10^{-6}$.