



A Tiling Perspective for Register Optimization

Łukasz Domagała, Fabrice Rastello, Sadayappan Ponnuswamy, Duco van Amstel

**RESEARCH
REPORT**

N° 8541

May 2014

Project-Teams GCG



A Tiling Perspective for Register Optimization

Lukasz Domagała^{*}, Fabrice Rastello[†], Sadayappan Ponnuswamy[‡], Duco van Amstel[§]

Project-Teams GCG

Research Report n° 8541 — May 2014 — 21 pages

Abstract:

Register allocation is a much studied problem. A particularly important context for optimizing register allocation is within loops, since a significant fraction of the execution time of programs is often inside loop code. A variety of algorithms have been proposed in the past for register allocation, but the complexity of the problem has resulted in a decoupling of several important aspects, including loop unrolling, register promotion, and instruction reordering.

In this paper, we develop an approach to register allocation and promotion in a unified optimization framework that simultaneously considers the impact of loop unrolling and instruction scheduling. This is done via a novel instruction tiling approach where instructions within a loop are represented along one dimension and innermost loop iterations along the other dimension. By exploiting the regularity along the loop dimension, and imposing essential dependence based constraints on intra-tile execution order, the problem of optimizing register pressure is cast in a constraint programming formalism. Experimental results are provided from thousands of innermost loops extracted from the SPEC benchmarks, demonstrating improvements over the current state-of-the-art.

Key-words: compilation, compiler optimisation, register allocation, register spilling, register promotion, scheduling, constraint programming, loop transformations, loop unrolling, tiling, register tiling, locality

^{*} Inria

[†] Inria

[‡] OSU

[§] Inria

**RESEARCH CENTRE
GRENOBLE – RHÔNE-ALPES**

Inovallée
655 avenue de l'Europe Montbonnot
38334 Saint Ismier Cedex

Perspective de tuilage pour l'optimisation de registres.

Résumé : L'allocation de registres est un problème largement étudié. Un contexte particulièrement important pour l'optimisation de l'allocation de registres est celui des boucles car elles constituent une fraction importante du temps d'exécution du programme. De nombreux algorithmes d'allocation de registres ont été proposés dans le passé mais la complexité du problème a donné lieu à un découplage de plusieurs aspects importants, incluant notamment le déroulage de boucles, la promotion de registres ou le réordonnancement d'instructions.

Dans ce rapport nous développons une approche unifiée au problème d'allocation et promotion de registres dans un cadre d'optimisation qui combine l'impact du déroulage de boucles et le réordonnancement d'instructions. Ceci est réalisé grâce à une nouvelle approche de pavage-registres dans lequel les instructions du corps de boucle sont représentées le long d'une dimension et les itérations de la boucle interne le long d'une autre dimension. En profitant de régularités le long d'une dimension et en imposant à l'ordre intra-tuile les contraintes de dépendances, le problème d'optimisation de la pression registres est exprimée dans un formalisme de programmation par contraintes. Les résultats expérimentaux issus de milliers de boucles internes extraites de la suite de benchmarks SPEC, démontrent l'amélioration par rapport à l'état de l'art.

Mots-clés : compilation, optimisation de compilation, allocation de registres, vidage en mémoire, promotion de registres, ordonnancement, programmation par contraintes, transformation de boucles, déroulage de boucle, découpage de boucles, pavage, localité

1 Introduction

The efficient use of machine registers has been a fundamental compiler optimization goal for over half a century. Typically, the goal is to minimize the number of loads (stores) from (to) memory and/or cache. *Register allocation* [8] is the central technique and domain of study for this optimizations. Its goal is to map variables in a program to either machine registers or memory locations. Register allocation is subdivided into two sub-problems: first, the *allocation* selects the set of variables that will reside in registers at each point of the program; then, the *assignment* or *coloring* assigns each variable to a specific machine register. In general, it is not possible for all variables of a program to reside in registers throughout the execution of the program. The *spilling* problem [5] is that of determining which variables should be stored (or *spilled*) to memory to make the assignment possible; it aims at minimizing load/store overhead and thus attempts to maximize the reuse of values held in the registers.

Register allocation is a very complex problem because of the interaction of multiple factors. Even within a single basic block, and a fixed schedule of operations, minimizing the number of loads and stores is very hard [14]. Further, there are many possible valid schedules for the order of execution of the instructions and it is generally recognized that it can have a significant impact on the number of loads/stores: different orders of instructions imply different live ranges for values and thus differences in the number of necessary registers to perform an allocation. For example, re-materialization [6, 2], which can be viewed as a form of very limited re-scheduling is the main source of performance improvement when integrated in the spilling formulation [11].

A particularly important context for considering the allocation problem is within loop computations, since they constitute a significant fraction of the execution time of many codes. In this paper, we take a fresh new look at this problem of optimizing register usage within innermost loops of programs. Instead of the standard approach of analyzing the inter-statement dependencies among the operations in the loop body and live range of values based on a pre-determined schedule of operations, we view the set of operations in a novel two dimensional Cartesian space that is tiled to optimize register use. This new representation simultaneously considers both intra-iteration and inter-iteration register reuse, along with the use of *register promotion*, a technique that enables an inter-iteration memory-dependence flow through a register instead [21].

Historically, register allocation did not at first consider loops when performing the coupled allocation and assignment problem [8]. Building on the observation that loops often generate multiple redundant loads of the same memory addresses, new analytic methods were developed that could detect such unnecessary loads. This information can then be used for a technique called *scalar replacement* or *register promotion* that keeps the memory content in a register until the next read of this value instead of reloading it from memory [7]. Improving on this first solution, *register pipelining* [13] provided a more extended formalization of the reuse problem from the perspective of register allocation. However, both register promotion and register pipelining do not consider the possibility for rescheduling the instructions within a loop.

The advent of the Static Single Assignment (SSA) form allowed a new perspective where allocation could be performed separately from the assignment [18]. New aggressive allocation algorithms were designed that also perform re-materialization to reduce register pressure. In the context of architectures with ILP (instruction level parallelism), combined register allocation and instruction scheduling have also been extensively studied. Common to both of these approaches targeting the improvement of register reuse are many orthogonal loop transformations among which is loop unrolling. This technique, combined with register promotion, allows for a better exposure of register reuse between consecutive loop iterations.

In this paper, we develop a novel approach to integrated register optimization considering register pipelining, instruction rescheduling and loop unrolling. We note that while these tech-

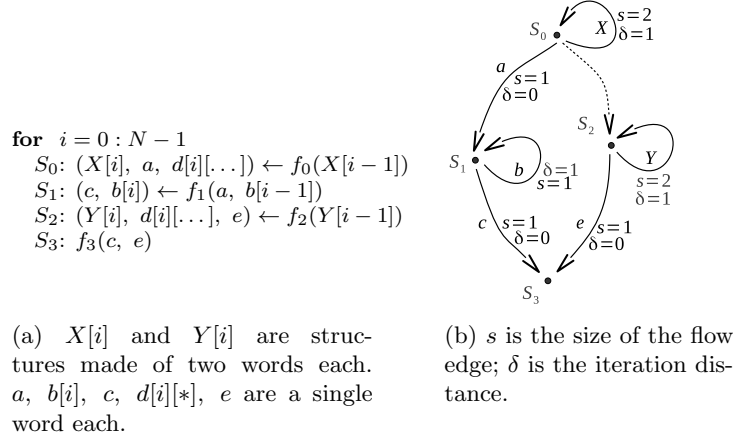


Figure 1: A toy example and its corresponding dependences. Data-flow must-dependences (candidate for promotion) are represented using solid edges. Other dependences, such as the output may-dependence related to d are represented using dashed edges.

niques could be extended to also address the interplay between register allocation and ILP, it is beyond the scope and is not addressed by this paper. Our aim is to show the impact of combining rescheduling and loop unrolling with register allocation to reduce register pressure, hence reducing the amount of shuffle code between memory and registers. We integrate the three optimizations into a common framework using our a two-dimensional tiles loop perspective and a new model for the computation of spill costs. The two-dimensional space code is formed by using one dimension to represent the scheduling of the statement within the inner-most loop, while the other dimension represents the multiple iterations of this inner-most loop. This leads to the formulation of an optimization problem in the constraint programming paradigm. The problem formalizes the optimization of register reuse by reducing the number of spills and simultaneously considers two optimizations:

1. the rescheduling of the instructions in the loop-body
2. the tiling of the two-dimensional loop representation with rectangular tiles

In the next section, we use a simple example to describe the approach. We then provide a high-level overview of the steps of the register optimization algorithm in Sec. 3. Sec. 4 provides an introduction to the methodology of constraint programming. Sec. 5 presents the formal description of the optimization approach. Sec. 6 presents experimental results of evaluation of our approach, using over 2000 innermost loops extracted from the SPEC benchmark suite.. Sec. 7 discusses related work and we conclude with a discussion in Sec. 8.

2 Motivating Example

2.1 Presentation of a typical case

Consider the synthetic example given in Figure 1a. It corresponds to a counted-loop with induction variable i and a loop-invariant N . Its loop body is made of four statements S_0 , S_1 , S_2 , and S_3 . In practice, each statement may correspond to the aggregation of several machine instructions. We refer it as a *macro-instruction* (see Section 3). Operands of a macro-instruction

can be either scalar or memory variables. Its semantic is such that input memory variables are first loaded into a register; then computation is performed atomically using a fixed known number of registers. This number of registers is referred as the *internal register requirement* of the macro-instruction. Output memory variables are stored to memory only once computation is fully completed. Clearly the internal register requirement of a macro-instruction is necessarily greater than or equal to the maximum of either the sum of the sizes of its inputs or the sum of the sizes of its outputs. As an example, in statement $S_1(i) : (c, b[i]) \leftarrow f_1(a, b[i-1])$, f_1 is a macro-instruction that uses the scalar variable a and memory variable $b[i-1]$, and that defines the scalar variable c and memory variable $b[i]$. To illustrate the notion of internal register requirement we suppose its value for S_0 , S_1 , S_2 , and S_3 to be respectively 3, 2, 3, and 2 here. We consider the data-flow graph of this loop body shown in Figure 1b. It has six flow edges that respectively correspond to memory variables $X[i]$, $Y[i]$, and $b[i]$ and three scalar variables a , c , and e . All flow edges are labeled with the size of the data they carry (denoted as s). Again for the purpose of illustration we suppose each element of the array, namely X , b , and Y to be respectively of size 2, 1, and 2; any scalar variable (a , c , and e) is of size 1. All flow edges are also labeled with their iteration distance (denoted as δ). Here we suppose the flow of any edge to be precisely known (no may-aliases) and the distance to be constant. This turns out to be the case for our toy example. Under this condition, all memory flow edges are candidates for flowing through registers instead via register promotion. Unfortunately, the number of physical registers being limited, the opposite operation of spilling could also be necessary.

Our goal is to minimize the number of memory-read accesses by also exploiting the effect of both inter and intra-iteration scheduling on the register pressure. Any edge of our data-flow graph obviously leads to a dependence edge that constrains the schedule. Those are not the only dependences. As an example, any anti-dependence, or any flow edge that is not a candidate for register allocation/promotion such as those with unknown/non-constant distance, or those associated to a may-alias, will lead to an actual dependence. Also, when the loop body is a macro-instruction control dependences might be considered. All such additional dependences that constrain the schedule but not the cost function are represented using dashed edges in the figures. To illustrate this, we added write accesses in S_0 and S_2 to the two-dimensional array d . Because of the unknown on the second coordinate, this leads to a may output-dependence from $S_0(i)$ to $S_2(i)$. Note that the overall resulting dependence graph is acyclic when ignoring self-edges. This is an important restriction for the formulation of the optimization problem that will be described in Section 5. It is also the reason for which the statements of our toy example turn out to be aggregates of machine instructions : they correspond to strongly connected components of the original graph (see Section 3 for details).

Suppose we have three registers (in addition to the one used for the loop index). With the given schedule, if not unrolled, there are precisely enough registers to allocate all variables without the need for spilling. Still, the corresponding code would lead to loading 5 elements at each iteration: two for $X[i-1]$, one for $b[i-1]$, and two for $Y[i-1]$. With register pipelining, sub-scripted variable $b[i]$ can be promoted, saving one memory load per iteration, thus leading to a cost of 4. We can do better by unrolling this loop, rescheduling it, and performing scalar promotion. As explained later, with an unrolling factor of 6, and the following schedule $S_0(i), \dots, S_0(i+5), S_2(i), \dots, S_2(i+5), S_1(i), \dots, S_1(i+2), S_3(i), \dots, S_3(i+2), S_1(i+3), \dots, S_1(i+3), S_3(i+3), \dots, S_3(i+5)$ average cost can be lowered to $18/6 = 3$ (load of $X[i-1]$ prior to $S_0(i)$ and $Y[i-1]$ prior to $S_2(i)$; load of a and e prior to every S_1 and S_3 ; load of $b[i-1]$ prior to $S_1(i)$ and $S_1(i+3)$). The larger the unrolling factor, the more opportunities appear for register reuse. However together with the unrolling factor the optimization problem also grows.

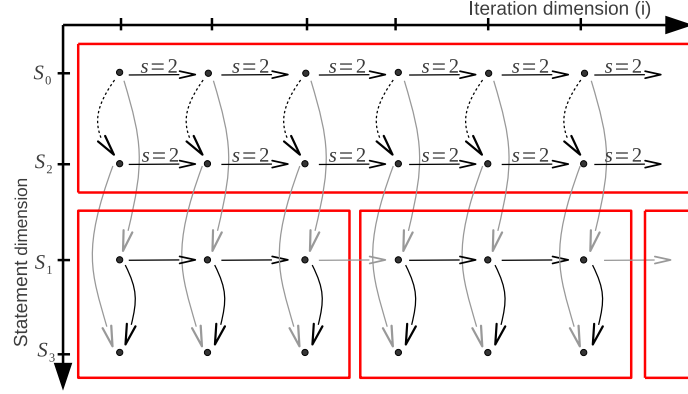


Figure 2: Two-dimensional representation of our problem. Solution expressed as a tiling of the iteration space. Spilled flow edges are represented in gray. Average spill cost is $2 + 1/3$. Value for s is not specified when equal to 1.

2.2 A cost-model and its specificities

To solve this intrinsically combinatorial problem we represent the loop-body using a two-dimensional space and use the notion of tiling (see Figure 3) to restrict the search space and express our solution. As illustrated by Figure 2, the two dimensions are respectively the statements (vertically), and the loop iterations (horizontally). This is nothing else than a view of the data-flow/dependence graph expanded over multiple iterations. Our solution is equivalent to a register tiling of this iteration space with the following model:

- A tile must fulfill the constraint of having a memory requirement that does not exceed the register capacity. Otherwise put, once the variables that are marked for spilling are out of consideration the rest of the variables should fit into the available register with any further need for spilling.
- Any value that is produced in one tile and consumed during the same iteration (vertical edge) but within another tile is considered to flow through memory (spilled).
- Any promotable value that is produced in one tile and consumed in a different iteration (horizontal edge) but in the same tile is considered to flow through a register.
- The register pressure is computed considering that statements within a tile are scheduled row by row from top to bottom (as illustrated by Figure 3), that loads are done as late as possible, just before being used, and that stores are done as early as possible, directly after being produced.

The average spill cost, which is to say the number of loads, of our solution for the toy example is $2 + 1/3$: a and e are spilled at each iteration and $b[i]$ flows through memory every three iterations.

A few points should be noted when considering this approach. First, as opposed to standard register tiling, the vertical dimension of the iteration space is not uniform and is actually not even a pure linear dimension. Instead it is a directed acyclic graph instead under one of its linearized forms and the tiling solution that we seek specifies which valid topological order should be chosen as the linearization. This is why in our example the obtained ordering of the statements shown by our solution does not correspond to the initial ordering of the original code. Second, because

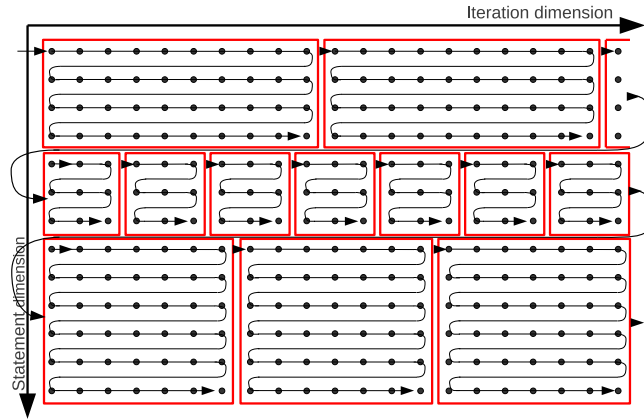


Figure 3: A pictorial representation of the overall scheduling of an iteration space once statements have been linearized.

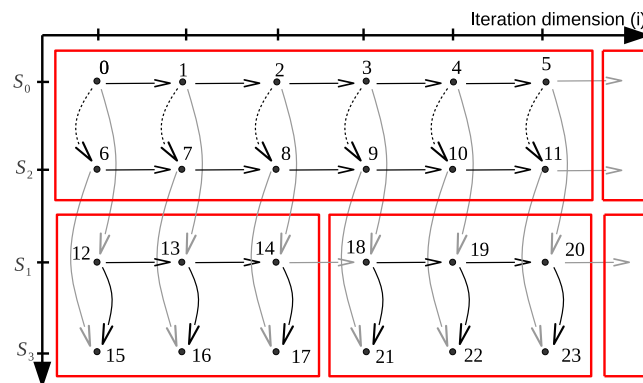


Figure 4: Ordering of macro-instructions of the loop body once unrolling with factor 6 have been applied. Average spill cost is 3.

of the non-uniformity of this vertical dimension the tiling has no reason to be regular along this dimension. Recall that the goal of tiling is to expose reuse in both directions and not only vertically as standard register allocation would do. The shape of each tile is a trade-of between vertical and horizontal reuse : the wider (respectively higher) the tile, the more we allow for horizontal (resp. vertical) reuse. This is well illustrated by our example where the upper tile can be infinitely wide because of the absence of vertical reuse, thus exposing perfect horizontal reuse. On the opposite, the lower tile width has to be bounded by three because of the presence of vertical reuse and the row-by-row intra-tile scheduling that is assumed by our model. For this reason, we look for a tiling scheme that is regular along the horizontal direction but irregular along the vertical direction. Given a set of spilled vertical edges, the tiling can be characterized as follow: (1) a valid linearization of the statements (topological order); (2) horizontal cuts that define bands; (3) each band is split in a regular way using vertical cuts; (4) the combination of horizontal and vertical cuts give the tile shapes. We should notice that in practice, a maximum allowed unrolling factor is considered as a parameter of our problem statement. This maximum unrolling factor is a trade-of between allowing asymptotic horizontal reuse and limiting code size expansion. On our toy example, limiting the unrolling factor to 6 leads to the solution sketched on Figure 4 with an average spill cost of 3 instead of the asymptotic cost of $2 + 1/3$. In this figure, only macro-instructions of one single iteration after unrolling are represented and labels represent the ordering along which they are executed.

3 A Walkthrough from Source to Binary

Pre-processing The assumption for applying our optimization approach to a loop is that the loop-body is made out of a single hyperblock. Once this point is satisfied thanks to if-conversion, the rest of our approach can be applied step by step as described in the following section.

Analysis The first step in our approach is to perform a thorough analysis of the data-dependences associated with the loop-body and its iterations. The type of analysis may vary along with the type of the data-structures that are encountered. Some of the possible data-structures follow:

- **Scalars** In the case of scalars, variables that have a single identifiable symbol, it is necessary to go through the def-use chains in which they are involved. This gives us for each variable the instructions that assign a value to them and the ones that read this value, resulting in as many dependence edges as there are def-use pairs.
- **Arrays** For arrays we can use Feautrier’s Array Dataflow Analysis method [15].
- **Pointers** The mechanics of pointers and their analysis is a research topic on itself [9] which looks at the possibility for separate pointers to point to the same memory address, a situation that signifies that these pointers are *aliases*. For our use we are only interested in the most deterministic alias information: the *must-alias* results. This means that the analyzed pointers are guaranteed to point to the same memory address, something that is opposed to the *may-alias* result which means that the aliasing is not guaranteed but still possible.

Data-flow graph construction By gathering all the analysis information that has been computed during the previous step we construct the data-flow graph of our loop-body. Each observed dependence results in an edge between the two instructions that are involved. The edge is marked with the size s of the data targeted by the dependence as well as the dependence distance δ .

Strongly Connected Components fusion The obtained data-flow graph may contain Strongly Connected Components (SCCs). As we want to be able to perform rescheduling on the instructions of the loop-body it is necessary to consider each SCC as a single macro-instruction. This way the rescheduling of these macro-instructions will not disturb the execution of their content as it is considered to be atomical. The new graph is contained by performing a trivial vertice fusion on the vertices (instructions) of each SCC of the graph. This leaves us with a graph that is now a Directed Acyclic Graph (DAG) ready to be used for the next step.

Constraint Programming problem writing Following the details provided in Sec. 5 it is possible to create a Constraint Programming (CP) instance corresponding to the optimization problem that we want to solve.

CP instance solving Using an off-the-shelve CP solver we solve the CP instance corresponding to the current scheduling and tiling problem.

Choice of an unrolling factor In order to minimize the size of the final code while not degrading performance further than necessary we search for an unrolling factor that gives a satisfactory compromise once the final code is generated. The tiles found by the CP solver are only an indication for scheduling and do not have to be used entirely as will be seen in the next step.

Code generation The code generation can be divided into several sub-steps:

1. **Unrolling** The entire loop-body is unrolled according to the unrolling factor determined at the previous step. This is done regardless of the result of the tiling.
2. **Linearization** The unrolled loop-body code is written out tile by tile. Tiles are processed row by row. The macro-instructions within each tile are also processed row by row. Due to the fact that the unrolling factor may not be a multiple of the width of the tiles of each row some tiles may be of reduced width. These are nonetheless processed in the same way.
3. **Spilling** Loads and stores are inserted for each variable of the code that has not been retained for register promotion. The insertions are done following the semantics described in Sec. 2.
4. **Register assignment** The remaining variables that are not spilled to memory are assigned to registers.
5. **Loop-header initiation** Finally the loop-header is set up and the iteration count is modified according to the unrolling factor.

4 Background on Constraint Programming

Constraint programming [29] (CP) is a programming paradigm wherein a program is a set of *active constraints* over variables with assigned domains and a *search algorithm*. CP is a *declarative* programming paradigm which means that a program expresses the logic of a computation without describing its control flow. Within CP:

- The *problem model* is a set of variables with assigned domains and active constraints over these variables.

- A *solution* is an assignment of values to variables from their respective domains; a solution is obtained by the search algorithm and *domain filtering*.
- A *search algorithm* is an algorithm for assigning values to variables from their domains in order to find a solution.
- An *active constraint* is a constraint that performs domain filtering (in CP all constraints are active and therefore the adjective is omitted in the CP context).
- *Domain filtering* is the removal of values from the domains of variables when they are not part of any solution.

The expressiveness of CP subsumes that of integer linear programming (ILP) which means that all the problems expressed for ILP can also be solved by CP without any changes to the problem model. In addition to the linear constraints shared with ILP, CP offers a large portfolio of global constraints [3] such as for example *all different* [27] and *global cardinality constraint* [25] that encapsulate and “incrementally solve” parts of the problem by performing incremental domain filtering algorithms for global constraints during the execution of the search algorithm. This removes the need for decomposition into linear constraints and auxiliary variables which would be otherwise necessary in ILP.

Constraint programming is a general purpose approach to combinatorial optimization problems that has been successfully used in different domains such as high level synthesis [20], planning [31], vehicle routing [30] or instruction scheduling [12].

The best illustration of the strength of CP is the annual MiniZinc Challenge [16], in which different tools and approaches compete in solving problem from a large benchmark suite. The challenge with contestants such as ILP solvers (CPLEX, Coin-OR CBC, Gurobi), operations research tools (Google OR-Tools), CP and CLP solvers (Gecode, JaCoP, Eclipse), CP/SAT solvers (Opturion CPX), is consistently won by CP solvers.

One of the biggest advantages of CP, putting aside its extensibility by global constraints, is its potential for hybridization. This means the cooperation of different tools such as CP solvers, LP solvers, dynamic programming (DP) or SAT solvers to increase efficiency and reduce search time. Such hybridization can yield orders of magnitude speed-ups in comparison to the separate use of these approaches [19][24][4].

In the case of the tiling problem presented in this paper dynamic programming can solve an instance where the scheduling of statements is fixed. We thus can build a hybrid CP/DP solver which uses a dedicated global constraint with a domain filtering algorithm based on DP to reduce search times. Such a dedicated global constraint has been tested with good results for a simplified tiling problem as a proof of concept, but integrating it into the current (more detailed) model of the tiling problem remains an area of future work.

5 Formalization of Optimization Problem

The entry of our optimization problem is a directed acyclic graph where nodes represent statements and edges represent dependencies that constrain the scheduling. Dependencies that are associated to a flow of data that is candidate for register allocation/promotion are labeled with the size of the data. Any other dependencies are labeled with a fake size of zero. Dependence edges are also labeled with their iteration distance. Any “diagonal” dependence edge, a dependence that is forward with respect to the loop-body scheduling (i.e S_a to S_b) and forward with respect to the iterations (i.e with a non-zero dependence distance $d > 0$), is decomposed into a

“horizontal” edge (from S_a to itself with distance d) followed by a vertical edge (from S_a to S_b with distance 0).

The goal of our constraint programming algorithm is to:

1. find a topological ordering of nodes
2. partition nodes into tiles (nodes within a tile are consecutive according to the ordering)
3. express the register requirement of a given tile as a function of its width, assuming:
 - [**schedule**] nodes are executed row by row from top to bottom
 - [**input**] source of incoming edges are loaded to a register as late as possible right before their first use
 - [**output**] source of outgoing edge are stored to memory as soon as they are produced; any register that stores a value is released right after its last use in the tile
 - [**spill-free**] only first use of input values lead to a load
4. for each tile, define its width as its largest possible one such that its register requirement does not exceed the number of available registers
5. express the cost of a tiling as the sum of:
 - its *state-cost*: $\min(dst, width) \times state/width$ for each self-edge (horizontal) of size *state* and of distance *dst* for a node that belongs to a tile of width *width*
 - its *stream-cost*: *reg* each time a value of size *reg* is consumed in a tile different than the one where it is produced
6. find a tiling with minimum cost

5.1 Input data

The input data for the tiling problem is an acyclic graph that comprises:

- a set of nodes $\{node_i\}_{i \in [0, C]}$, each node with a state corresponding to an inter-iteration self edge of distance one,
- a set of directed intra-iteration edges $\{edge_i\}_{i \in [0, E]}$,
- a set of edge groups $\{group_i\}_{i \in [0, G]}$ such that each edge belongs to exactly one group. An edge group contains edges originating from the same node and corresponding to the same variable.

To create the input data, each original inter-iteration edge had to be decomposed into node state and an intra-iteration edge. The node state of distance greater than one was converted to state with distance one with register requirement multiplied by the original distance.

As part of the input data the aforementioned objects have the following constant properties:

- $node_i.state \in \mathbb{N}_0$ - count of registers required to transfer the node state between adjacent iterations of a loop,
- $node_i.comp \in \mathbb{N}_0$ - count of registers required for execution (internal computations) of the node,

- $edge_i.src \in \{node_j\}_{j \in [0, C]}$ - source node of the edge,
- $edge_i.dst \in \{node_j\}_{j \in [0, C]}$ - destination node of the edge,
- $edge_i.reg \in \mathbb{N}_0$ - count of registers required to transfer data from the source to destination node,
- $group_i.edge_j \in \{edge_j\}_{j \in [0, E]}$ - j -th edge that belongs to the group,
- $group_i.reg \in \mathbb{N}_0$ - register consumption of an edge in the group (all are equal within a group).

Additionally, as part of the input data, the value of *limit* is supplied that determines the number of available registers, and the value of *unroll* that is the unrolling factor.

5.2 Problem model

For the purpose of constructing the problem model we define the following additional objects:

- $\{tile_i\}_{i \in [0, C]}$ tiles,
- $\{point_i\}_{i \in [0, C]}$ program points.

The objects are illustrated in Figure 5 for the optimal tiling of the motivating example. Note that $tile_2$ and $tile_3$ exist in the model because the upper bound on the number of tiles is the count of nodes, but they are not used (do not contain any nodes) in the optimal solution for this particular problem instance.

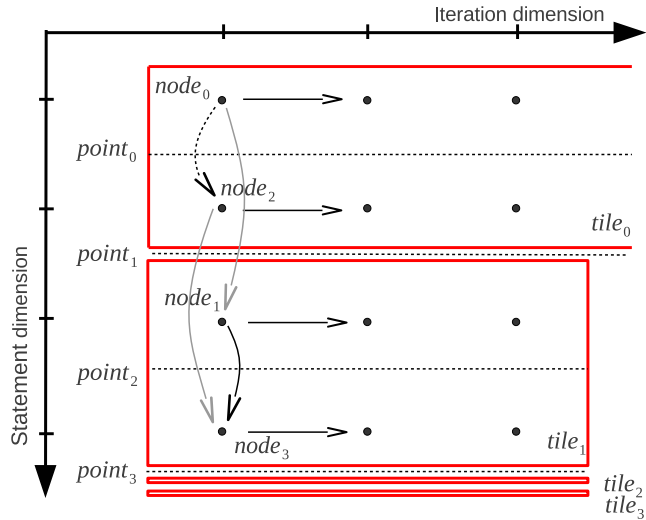


Figure 5: Illustration of the CP objects

5.2.1 Variables

We define the following model variables and their domains:

- $node_i.order \in [0, C]$ - position of the node in the ordering,
- $node_i.tile \in [0, C]$ - index of the tile the node is in,
- $node_i.width \in \mathbb{N}$ - width of tile the node is in,
- $node_i.spill \in [0, 1]$ - spill the node's last state in the tile
- $edge_i.internal \in [0, 1]$ - edge does not cross any tile border,
- $edge_i.spill \in [0, 1]$ - spill the edge,
- $edge_i.cross_j \in [0, 1]$ - edge crosses point $j \in [0, C]$,
- $point_i.tile \in [0, C]$ - index of a tile the point belongs to,
- $point_i.press \in \mathbb{N}_0$ - register pressure of the tile at this point,
- $point_i.width \in \mathbb{N}$ - width of tile the point belongs to,
- $point_i.comp \in \mathbb{N}_0$ - register pressure of a node before this point,
- $tile_i.point \in [0, C]$ - point where the tile border is placed,
- $tile_i.width \in \mathbb{N}$ - width of the tile,
- $group_i.cross_j \in [0, 1]$ - reflects whether any of the edges belonging to the group is internal and traverses a point $j \in [0, C]$.

All the variables' domains are discrete. A variable with domain $[0, 1]$ is considered a boolean for which 0 corresponds to *false* and 1 to *true*.

5.2.2 Constraints

We impose the following constraints:

$$alldifferent(node_0.order, \dots, node_C.order) \quad (1)$$

that ensures each node has a unique index in the ordering,

$$\begin{aligned} \forall i : \forall j : (tile_{j-1}.point < node_i.order < tile_j.point) \Leftrightarrow \\ (node_i.tile = j \wedge node_i.width = tile_j.width) \end{aligned} \quad (2)$$

that ensure the assignment of a node to a tile,

$$\forall i : edge_i.src.order < edge_i.dst.order \quad (3)$$

that ensure the ordering of nodes imposed by the edges,

$$\forall i : edge_i.internal \Leftrightarrow (edge_i.src.tile = edge_i.dst.tile) \quad (4)$$

that defines an edge as internal if its source and destination node are in the same tile,

$$\forall i : edge_i.spill \geq \neg edge_i.internal \quad (5)$$

that ensures all edges that cross tile borders are spilled (leaving the choice to spill or not the internal edges),

$$\begin{aligned} \forall i : \forall j : edge_i.cross_j \Leftrightarrow \\ (edge_i.src.order \leq j < edge_i.dst.order) \end{aligned} \quad (6)$$

meaning that an edge crosses point j if its source node is before the point and destination node is after,

$$tile_{-1}.point = -1, tile_C.point = C \quad (7)$$

defining the tile borders of the first and last tile, tile $tile_{-1}$ does not exist but its *point* property is defined as a constant for the purpose of the following constraints,

$$\forall i : tile_{i-1}.point \leq tile_i.point \quad (8)$$

meaning that tiles are ordered according to their indexes, and the end tile border of one tile is the start tile border of the following tile. A tile i is not used (does not contain any nodes) if $tile[i-1].point = tile_i.point$,

$$\begin{aligned} \forall i : \forall j : group_i.cross_j \Leftrightarrow (\exists group_i.edge_{k-1} \Rightarrow \\ (group_i.edge_{k-1}.internal \wedge group_i.edge_{k-1}.cross_j = 1)) \end{aligned} \quad (9)$$

meaning that an edge group crosses a point if any of the edges belonging to the group is internal and crosses the point,

$$\forall i : (point_i.comp = node_j.comp) \Leftrightarrow (node_j.order = i) \quad (10)$$

reflecting internal register usage of a node ordered immediately before the point,

$$reserve = \sum_i node_i.state * \neg node_i.spill \quad (11)$$

defining *reserve* as the sum of all the states that cross tile border and have not been spilled,

$$\begin{aligned} \forall i : point_i.press = point_i.comp + reserve + \\ (\sum_j group_j.cross_i \cdot group_j.reg \cdot point_i.width) \end{aligned} \quad (12)$$

meaning that the register pressure in a tile at a point is equal internal register consumption of a node immediately preceding the point, plus the sum of the border crossing nodes' states that were not spilled, plus the register usage of edge groups crossing the point, scaled by the width of the tile the point belongs to,

$$\forall i : point_i.press \leq limit \quad (13)$$

register pressure at each point has to be smaller or equal to the number of available registers.

The *global_cardinality_constraint* [26] is used to break symmetry in the problem model (forbid equivalent solutions) by ensuring that not used tiles (tiles that don't contain any nodes) only occur at the last position in the ordering (rather than at any position):

$$\begin{aligned} & global_cardinality_constraint(\\ & \quad (tile_0.point, ..., tile_{C-1}.point, tile_C.point), \\ & \quad (\{0, 1\}, ..., \{0, 1\}, \{0, C-1\}) \\ &) \end{aligned} \quad (14)$$

Breaking symmetry is not necessary for the correctness of the model, but is desired because it speeds-up the search for an optimal solution.

5.2.3 Cost function

The cost is represented by the variable *uspill* that reflects the amount of spill (of the state and dependence edges) of the unrolled loop.

$$\begin{aligned} uspill = & \sum_i edge_i.reg \cdot edge_i.spill \cdot unroll + \\ & \sum_j \left\lceil \frac{unroll}{node_j.width} \right\rceil \cdot node_j.state \cdot node_j.spill \end{aligned} \quad (15)$$

The first component of *uspill* is the cost of all spilled edges. The second component is the sum of not spilled states of nodes that cross tile borders. The ceiling function computes how many repetitions of the tile (that the node belongs to) fit (entirely or partially) in the unrolled loop.

$$spill = \frac{uspill}{unroll} \quad (16)$$

An auxiliary variable *spill* represents the amount of spill normalized for a single iteration of the loop.

$$\min(spill) \quad (17)$$

The optimization objective is the minimization of the spill.

5.2.4 Control variables

The control variables of a CP problem are a subset of the variables such that when they are assigned values, all other model variables, including the cost variable, automatically receive values (through domain filtering of the active constraints). In our tiling problem we are concerned with ordering the nodes, assigning them to tiles of particular height and width, and make the decisions about spilling internal edges and states, therefore the control variables are:

$$\{node_0.order, \dots, node_C.order, \\ tile_0.point, \dots, tile_C.point, \\ tile_0.width, \dots, tile_C.width \\ edge_0.spill, \dots, edge_E.spill, \\ node_0.spill, \dots, node_C.spill\}$$

5.3 Search algorithm

The search algorithm used is the depth-first search with 2-way branching. The variable choice strategy is "most-constrained" in its dynamic version, meaning that variables involved in the largest number of constraints are chosen first for assignment of a value and that the number of constraints is monitored dynamically during the search. The values for the variables are chosen according to different strategies: for $node_i.order$ values are tested in random order, for $tile_i.point$ maximal value in the domain is tested first, for $tile_i.width$ the maximal value in the domain is tested first, for $edge_i.spill$ and $node_i.spill$ the minimal value in the domain is tested first.

5.4 CP system

The constraint programming system chosen to implement the model, search algorithm and custom constraints was JaCoP, due to its large portfolio of global constraints and good results in the MiniZinc Challenges.

6 Experimental Evaluation

We evaluated our approach on a set of kernels namely `dct`, `latanal`, `shellsort`, and `strtrim` and C benchmarks (`gcc`, `gzip`, `crafty`, `twolf`, `bzip2`, `mcf`, `vpr`) extracted from the spec-Cint2000 suite. Our algorithm has been implemented in the Open64 compiler with back-end for x86. Scalar replacement [7] is aggressively applied by default at early stages of the compiler. The analysis part described in Section 3 whose goal is (in addition to compute all dependences) the detection of must data-flow dependences with the precise corresponding distance δ , is implemented as a small extension of the alias and dependence analysis already available in the compiler: precise dependence and alias information that are used for software pipelining is available at the back-end level for all reducible innermost loops. Hyper-block formation, already available in our branch of the Open64 compiler, has been enabled. As a baseline for comparison, we implemented register pipelining technique developed in [13].

Interesting Loops To evaluate the potential of improvement, we previously performed some statistics using `gcc` on: (1) the number of strongly connected components (SCCs) of the DAG obtained after SCC fusion described in Section 3, and (2) on the register pressure.

For each of the loops the program dependence graph has been computed, leading to the aggregation of instructions into nodes based on strongly connected components (SCCs). The potential for improvement grows with the number of SCCs as this indicates the freedom for scheduling. For this reason it is interesting to have statistics on the typical number of SCCs that were found in the loops. Figure 6 reports this number for each instance. Once instructions have been aggregated into nodes, the resulting dependence graph is acyclic (DAG). For this DAG, the data-flow graph has been computed: (1) any def-use chain that corresponds to a scalar variable leads to a data-flow edge; (2) any flow must-dependence for which the distance is a constant also leads to a data-flow edge. For the statement schedule resulting from the original code, in a very similar way than performed in [13], live-ranges and register pressure were computed based on this data-flow graph. Loops for which register pressure is lower than the number of available physical registers, the reuse cannot be improved by any loop transformations at the innermost loop level, instead loop interchange or register tiling would be necessary in such cases. Figure 7 reports computed register pressure for each problem instance.

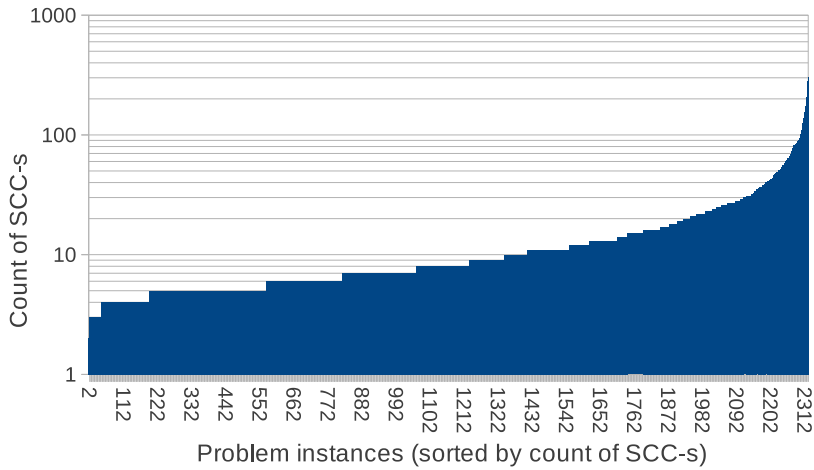


Figure 6: Number of strongly connected components (SCCs) for each of the 2327 problem instances extracted from `gcc`. The more SCCs a loop has the more potential there is for optimization by rescheduling.

Spill Cost Improvement To evaluate our approach, we counted for each loop of interest:

1. $\#vars$: the number of variables live in the hyper-block;
2. $\#load_base$: the number of load instructions generated by the baseline approach i.e. register pipelining without combining with unrolling and re-scheduling;
3. $\#load_cp$: the number of load instructions generated by the solution obtained using our constrained programming

Because not all possible schedules are considered by our modeling, there are cases where the constrained programming will not find better solution than the baseline. We compute $\#load = \min(\#load_base, \#load_cp)$. The reported numbers in Figure 8 are $100 \times \frac{\#load - \#load_base}{\#vars}$.

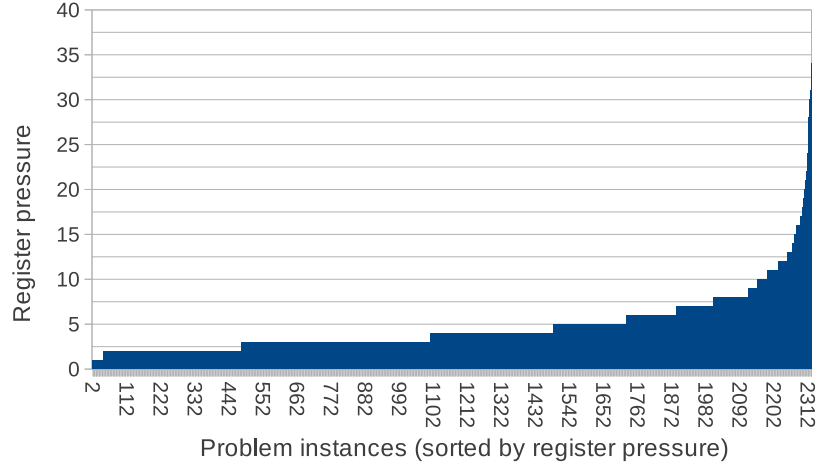


Figure 7: Maximal register pressure for each of the 2327 problem instances.

7 Related Work

Register allocation and scheduling The optimal register allocation problem is NP-complete [8]. Given an instruction schedule, good heuristics [17, 10] or “optimal” formulations [1, 11] have been developed for register allocation to minimize spills. However, there is a strong interaction between the scheduling of instructions and optimizing register allocation. An integrated optimization of instruction scheduling and register allocation was shown to be NP-hard by Motwani et al. [23], who then developed a weighted heuristic that allowed control on the relative priority given to instruction level parallelism versus register pressure.

Re-materialization Re-materialization [6, 2] involves the regeneration of values from available variables in registers instead of spilling a value to memory and reloading it. It can be viewed as a form of a very limited re-scheduling and is the main source of performance when integrated in the spilling formulation [11].

Register Tiling Register tiling [28] considers perfectly nested multi-dimensional loops with uniform dependencies and represents the innermost loop body as an atomic unique instruction. These restrictions allow for the optimization of register reuse across multiple loop dimensions. In this paper we restrict ourselves to the inner-most loop level but expose register reuse inside the loop body itself. Although unroll and Jam [22] can be seen as a special case of register tiling with rectangular tiles these two techniques are viewed quite differently in different communities. Unroll and jam and loop unrolling are typically used as means of expanding the number of statements in the loop body so as to increase instruction level parallelism.

8 Discussion and Conclusion

In this paper, we have re-examined the much studied problem of register optimization using a novel new approach. We view the set of instructions executed in a loop as a two-dimensional iteration space, and the register optimization problem as that of finding optimal tile sizes to minimize spilling. A constraint programming formalism was used to solve the optimization

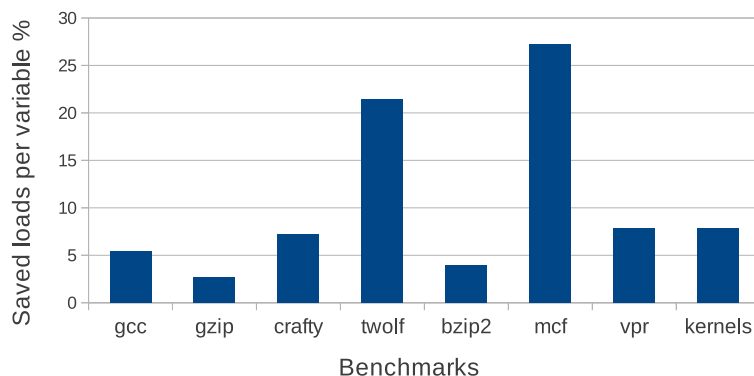


Figure 8: Percentage of saved load by combining re-scheduling and unrolling to scalar replacement compared to the baseline (register pipelining). Results are normalized by the number of variables.

problem. The comparison toward the state of the art register pipelining solution, shows in terms of loads instructions substantial improvements.

References

- [1] Andrew W. Appel and Lal George. Optimal spilling for cisc machines with few registers. In *Proceedings of the ACM SIGPLAN 2001 conference on Programming language design and implementation*, pages 243–253. ACM Press, 2000.
- [2] Mouad Bahi and Christine Eisenbeis. Rematerialization-based register allocation through reverse computing. In Calin Cascaval, Pedro Trancoso, and Viktor K. Prasanna, editors, *Conf. Computing Frontiers*, page 24. ACM, 2011.
- [3] N. Beldiceanu and S. Demassey. Global constraint catalog. <http://www.emn.fr/z-info/sdemasse/gccat/>, 2013.
- [4] S. Bollapragada, O. Ghattas, and J. N. Hooker. Optimal design of truss structures by logic-based branch and cut. *Oper. Res.*, 49(1):42–51, January 2001.
- [5] Florent Bouchez, Alain Darte, and Fabrice Rastello. On the complexity of spill everywhere under ssa form. In *LCTES'07*, pages 103–112, 2007.
- [6] Preston Briggs, Keith D. Cooper, and Linda Torczon. Rematerialization. *SIGPLAN Not.*, 27(7):311–321, July 1992.
- [7] David Callahan, Steve Carr, and Ken Kennedy. Improving register allocation for subscripted variables. In *Proceedings of the ACM SIGPLAN 1990 Conference on Programming Language Design and Implementation, PLDI '90*, pages 53–65. ACM, 1990.
- [8] G. J. Chaitin, M. A. Auslander, A. K. Chandra, J. Cocke, M. E. Hopkins, and P. W. Markstein. Register allocation via graph coloring. *Journal of Computer Languages*, 6:45–57, 1981.

- [9] David R. Chase, Mark Wegman, and F. Kenneth Zadeck. Analysis of pointers and structures. In *Proceedings of the ACM SIGPLAN 1990 Conference on Programming Language Design and Implementation*, PLDI '90, pages 296–310, New York, NY, USA, 1990. ACM.
- [10] Fred Chow and John Hennessy. Register allocation by priority-based coloring. *SIGPLAN Not.*, 39(4):91–103, April 2004.
- [11] Quentin Colombet, Florian Brandner, and Alain Darte. Studying optimal spilling in the light of ssa. In *Proceedings of the 14th International Conference on Compilers, Architectures and Synthesis for Embedded Systems*, CASES '11, pages 25–34, New York, NY, USA, 2011. ACM.
- [12] L. Domagała. *Application of CLP to instruction modulo scheduling for VLIW processors*. PhD thesis, Silesian University of Technology, Gliwice, Poland, 2012. ISBN:9788362652426, available online at <http://books.google.com/books?id=e6apNOED26kC>.
- [13] Evelyn Duesterwald, Rajiv Gupta, and Mary Lou Soffa. Register pipelining: An integrated approach to register allocation for scalar and subscripted variables. In *Proceedings of the 4th International Conference on Compiler Construction*, CC '92, pages 192–206, New York, NY, USA, 1992. Springer-Verlag.
- [14] Martin Farach-Colton and Vincenzo Liberatore. On local register allocation. *J. of Algorithms*, 37(1):37–65, 2000.
- [15] Paul Feautrier. Compiler optimizations for scalable parallel systems. chapter Array Dataflow Analysis, pages 173–219. Springer-Verlag New York, Inc., New York, NY, USA, 2001.
- [16] G12. MiniZinc challenge. <http://http://www.minizinc.org/>, 2013.
- [17] Lal George and Andrew W. Appel. Iterated register coalescing. *ACM Trans. Program. Lang. Syst.*, 18(3):300–324, 1996.
- [18] Sebastian Hack, Daniel Grund, and Gerhard Goos. Register Allocation for Programs in SSA Form. In Andreas Zeller and Alan Mycroft, editors, *Compiler Construction*, volume 3923, pages 247–262. Springer, March 2006.
- [19] Vipul Jain and Ignacio E. Grossmann. Algorithms for hybrid milp/cp models for a class of optimization problems. *INFORMS J. on Computing*, 13(4):258–276, September 2001.
- [20] Krzysztof Kuchcinski. Constraints-driven scheduling and resource assignment. *ACM Trans. Des. Autom. Electron. Syst.*, 8(3):355–383, July 2003.
- [21] Raymond Lo, Fred Chow, Robert Kennedy, Shin-Ming Liu, and Peng Tu. Register promotion by sparse partial redundancy elimination of loads and stores. *SIGPLAN Not.*, 33(5):26–37, May 1998.
- [22] Yin Ma. *Register Pressure Guided Loop Optimization*. PhD thesis, Houghton, MI, USA, 2007. AAI3293043.
- [23] Rajeev Motwani, Krishna V Palem, Vivek Sarkar, and Salem Reyren. Combining register allocation and instruction scheduling. *Courant Institute, New York University*, 1995.
- [24] Greger Ottosson and Erlendur S. Thorsteinsson. Linear relaxations and reduced-cost based propagation of continuous variable subscripts. In *In CP-AI-OR'00 Workshop on Integration of AI and OR techniques in Constraint Programming for Combinatorial Optimization Problems*, 2000.

- [25] Claude-Guy Quimper, Alejandro López-Ortiz, Peter Beek, and Alexander Golynski. Improved algorithms for the global cardinality constraint. In Mark Wallace, editor, *Principles and Practice of Constraint Programming – CP 2004*, volume 3258 of *Lecture Notes in Computer Science*, pages 542–556. Springer Berlin Heidelberg, 2004.
- [26] J.-C. Régin. Generalized arc consistency for global cardinality constraint. In *Proceedings of the thirteenth national conference on Artificial intelligence - Volume 1*, AAAI’96, pages 209–215. AAAI Press, 1996.
- [27] Jean-Charles Régin. A filtering algorithm for constraints of difference in cps. In *Proceedings of the Twelfth National Conference on Artificial Intelligence (Vol. 1)*, AAAI ’94, pages 362–367, Menlo Park, CA, USA, 1994. American Association for Artificial Intelligence.
- [28] Lakshminarayanan Renganarayanan, U. Ramakrishna, and Sanjay V. Rajopadhye. Combined ilp and register tiling: Analytical model and optimization framework. In *LCPC*, pages 244–258, 2005.
- [29] Francesca Rossi, Peter van Beek, and Toby Walsh. *Handbook of Constraint Programming (Foundations of Artificial Intelligence)*. Elsevier Science Inc., New York, NY, USA, 2006.
- [30] Paul Shaw. Using constraint programming and local search methods to solve vehicle routing problems. In *Proceedings of the 4th International Conference on Principles and Practice of Constraint Programming*, CP ’98, pages 417–431, London, UK, UK, 1998. Springer-Verlag.
- [31] Peter van Beek and Xinguang Chen. Cplan: A constraint programming approach to planning. In *Proceedings of the Sixteenth National Conference on Artificial Intelligence and the Eleventh Innovative Applications of Artificial Intelligence Conference Innovative Applications of Artificial Intelligence*, AAAI ’99/IAAI ’99, pages 585–590, Menlo Park, CA, USA, 1999. American Association for Artificial Intelligence.



**RESEARCH CENTRE
GRENOBLE – RHÔNE-ALPES**

Inovallée
655 avenue de l'Europe Montbonnot
38334 Saint Ismier Cedex

Publisher
Inria
Domaine de Voluceau - Rocquencourt
BP 105 - 78153 Le Chesnay Cedex
inria.fr

ISSN 0249-6399