

SYMMETRIC PRIMAL DUAL SIMPLEX PIVOT DECISION STRATEGY (spdspds) : LINEAR PROGRAMMING PERFORMANCE CHALLENGE

Dr.(Prof.) Keshava Prasad Halemane,
Professor - retired from
Department of Mathematical And Computational Sciences
National Institute of Technology Karnataka, Surathkal
Srinivasnagar, Mangalore – 575025, India.
k.prasad.h@gmail.com [+919481022946]

ABSTRACT

The Symmetric Primal-Dual Simplex Pivot Decision Strategy (spdspds) is a novel iterative algorithm to solve linear programming (LP) problems. Each iteration is based on a systematic selection and application of one among the newly identified set of four distinct types of simplex pivots defined over a symmetric primal-dual pair of LP. The two types of classical (standard) simplex pivots are the *Primal Standard Pivot* with positive (or zero) indicator, and the *Dual Standard Pivot* with negative (or zero) indicator. The two newly identified pivot types are: the *Primal Tricky Pivot* with positive indicator and the *Dual Tricky Pivot* with negative indicator.

For notational convenience, this algorithm is discussed using the Tucker's *Compact Symmetric Tableau* (CST) for Linear Programming problems expressed in the standard (canonical) form representing the Symmetric Primal-Dual Pair. An analysis of the evolution of the Tableau data entries pattern observed as the iterations proceed is also presented. A classification of the LP problem into one of the eight types is identified based on the data entries pattern observed in the final/terminal Tableau.

An *infeasibility index* associated with an LP is defined as the number of primal and dual variables that are infeasible. A measure of goodness (*global effectiveness measure*) of a pivot selection is defined & determined as/by the *decrease in the infeasibility index* associated with such a pivot selection. Further enhancement in computational efficiency can be achieved by the utilization of the proposed concept of *binding constraints*. When further reduction in the infeasibility index is not possible, then the tableau is checked for the *terminal tableau type* to facilitate the problem classification.

1. INTRODUCTION

Linear Programming (LP) problem represents one of the most widely used class of numerical computational models, for which any possible improved solution technique would certainly be highly desirable. Of course, there has been several alternative solution strategies suggested including the classical simplex method of Dantzig [1] and several variations thereof, followed by recent polynomial time algorithms, namely the Ellipsoid Method of Khachiyan [2], [3] and the Karmarkar Algorithm [4] both classified

now as belonging to Interior Point Algorithms. Todd [5] presents a summary view of the various developments as well as a projected futuristic view of the overall situation.

In this paper, a novel generalization of the classical Simplex Method of Dantzig is presented. The fundamental concept in Dantzig's Simplex Method [1] consists of moving from one basis (tableau) to a *neighbouring* basis (tableau), by a single exchange between a non-basic (entering) variable and a basic (leaving) variable, appropriately selected. The term "Simplex Algorithm" is associated for this method because this fundamental feature is being preserved.

The proposed approach is an enhancement over the Dantzig's Simplex Method, in terms of providing a wider scope for the selection of the pivots, thus leading to a family of algorithms, as can be seen in the ensuing discussions. It is based on the identification of a set of possibly four distinct types of simplex pivot selections, maintaining a sense of symmetry between the primal and the dual problems. Also, for expressional efficiency or at least convenience, the solution strategy and the analysis thereof are all based on the Tucker's Compact Symmetric Tableau (CST) for LP expressed in the standard (canonical) form representing the symmetric primal-dual pair. Hence, the chosen name for the proposed approach, namely, Symmetric Primal-Dual Simplex Pivot Decision Strategy (spdspds) for Linear Programming is justified.

2. TUCKER'S COMPACT SIMMETRIC TABLEAU

We will go through some well known preliminaries for the sake of establishing the notational conventions used in this paper, as used in our earlier reports [5], [6] and [7].

The Symmetric Primal-Dual Pair of LP in the Standard Canonical Form is as follows.

Primal Problem:

$$\begin{array}{llll} \text{maximize} & c.x & = & f \\ \text{s.t.} & A.x & \leq & b \\ & x & \geq & 0 \end{array} \quad (1)$$

Dual Problem:

$$\begin{array}{llll} \text{minimize} & v.b & = & g \\ \text{s.t.} & v.A & \geq & c \\ & v & \geq & 0 \end{array} \quad (2)$$

The matrix-dimensional descriptions for each of the problem parameters/data in (1) and (2) above are as follows:

x	Primal decision variables	n x 1 vector
c	Primal objective function coefficients	1 x n vector
f	Primal objective function value	1 x 1 scalar
A	Primal constraint coefficient matrix	m x n matrix
b	Primal constraint upper bound	m x 1 vector
v	Dual decision variables	1 x m vector
g	Dual objective function value	1 x 1 scalar

We introduce the $m \times 1$ vector of slack variables to (1) and the $1 \times n$ vector u of surplus variables to (2) to write the symmetric primal-dual pair in canonical form as follows:

Primal Problem:

$$\begin{array}{llll} \text{maximize} & c.x + 0.y & = & f \\ \text{s.t.} & A.x + I_m.y & = & b \\ & x, y & \geq & 0 \end{array} \quad (3)$$

Dual Problem:

$$\begin{array}{llll} \text{minimize} & v.b + u.0 & = & g \\ \text{s.t.} & v.A - u.I_n & = & c \\ & v, u & \geq & 0 \end{array} \quad (4)$$

This Symmetric Primal-Dual pair is represented in the Compact Symmetric Tableau (CST) as shown in Figure-1.

	x_j	-1	
v_i	a_{ij}	b_i	$= -y_i$
-1	c_j	0	$= f$
	\parallel u_j	\parallel g	

Figure-1: Initial Compact Symmetric Tableau (T_0)

For the LP problem pair (1) & (2) or equivalently (3) & (4) the above tableau represents the initial tableau indicating the *initial basic solution* (IBS) wherein y_i are the primal basic variables in the initial basis associated (one to one permanent association) with v_i the dual non-basic variables, and x_j are the primal non-basic variables associated (one to one permanent association) with u_j the dual basic variables, in the initial basis.

Note that x_j (and the -1) are column-labels and v_i (and the -1) are row labels in the tableau, and the way to interpret (read) the tableau is as follows

Primal Problem:

$$\sum_{j \in C} a_{ij} \cdot x_j - b_i = -y_i, \quad i \in R \quad (\text{row index})$$

$$\sum_{j \in C} c_j \cdot x_j - 0 = f \quad (\text{function to be maximized})$$

(5)

Dual Problem:

$$\sum_{i \in R} v_i \cdot a_{ij} - c_j = u_j, \quad j \in C \quad (\text{Column index})$$

$$\sum_{i \in R} v_i \cdot b_i - 0 = g \quad (\text{function to be minimized})$$
(6)

wherein the variables x_j, y_i, v_i, u_j are all considered to be non-negative.

3. ALGEBRA (ARITHMETIC) OF SIMPLEX PIVOTING PROCESS

With the Tucker's Compact Symmetric Tableau (CST) representation for Linear Programming, in its standard/canonical form, one can observe that once a pivot element is selected, the actual pivoting process (the algebra and hence the arithmetic operations) is the same irrespective of the pivot selection; for example whether it is a primal pivot or a dual pivot. Hence it suffices to present here a single (common) set of operations representing that pivoting process. This expressional elegance and computational efficiency and/or convenience are the reasons why the above representation has been selected for the purpose of our study; motivated by [8].

For the sake of generality, let us imagine that we are somewhere in the middle of solving a LP problem (say after the k^{th} iteration), and have the system model represented by a tableau (T_k) as shown in Figure-2.

	z_j^N	-1	
w_i^N	α_{ij}	β_i	$= -z_i^B$
-1	γ_j	δ	$= f$
	\parallel w_j^B	\parallel g	

Figure-2: Compact Symmetric Tableau (T_k) after k iterations

By the nature of the sequence of elementary row (column) operations being performed during any pivoting process, the system model represented by the above is equivalent to that represented by the initial tableau which corresponds to the primal-dual pair (5) & (6). The transformed version of the primal-dual pair directly expressed by the above tableau is as follows:

Primal Problem:

$$z_i^B = \beta_i - \sum_{j \in C} \alpha_{ij} \cdot z_j^N, \quad i \in R \text{ (row index)} \quad (7)$$

$$f = -\delta + \sum_{j \in C} \gamma_j \cdot z_j^N, \quad \text{(function to be maximized)}$$

Dual Problem:

$$w_j^B = -\gamma_j + \sum_{i \in R} w_i^N \cdot \alpha_{ij}, \quad j \in C \text{ (column index)} \quad (8)$$

$$g = -\delta + \sum_{i \in R} w_i^N \cdot \beta_i \quad \text{(function to be minimized)}$$

The effect of a pivoting operation on (7) & (8) performed with a chosen pivot element α_{IJ} is exactly to affect an exchange between the variables indicated by I and J in (7) and (8). That is, z_J^N is entered into primal basis in exchange for z_I^B in (7), and w_I^N is entered into dual basis in exchange for w_J^B in (8). Suppose we have chosen the pivot element α_{IJ} using some appropriate pivot selection scheme, and we would like to derive the resulting tableau (T_{k+1}). Let the resulting tableau (T_{k+1}) be indicated in Figure-3.

	$(z_j^N)'$	-1	
$(w_i^N)'$	$(\alpha_{ij})'$	$(\beta_i)'$	$= -(z_i^B)'$
-1	$(\gamma_j)'$	$(\delta)'$	$= (f)'$
	\parallel $(w_j^B)'$	\parallel $(g)'$	

Figure-3: Compact Symmetric Tableau (T_{k+1}) after ($k+1$) iterations

The arithmetic (algebra) of deriving the above table from the previous table is detailed below:

$$\begin{aligned}
 (\alpha_{IJ})' &\leftarrow (1/\alpha_{IJ}); & (\alpha_{Ij})' &\leftarrow (\alpha_{Ij})/\alpha_{IJ}; & (\beta_I)' &\leftarrow (\beta_I/\alpha_{IJ}); \\
 (\alpha_{IJ})' &\leftarrow -(\alpha_{IJ}/\alpha_{IJ}); & & & (\gamma_J)' &\leftarrow -(\gamma_J/\alpha_{IJ}); \\
 (\alpha_{ij})' &\leftarrow \alpha_{ij} - (\alpha_{Ij}/\alpha_{IJ})\alpha_{iJ}; & & & (\beta_i)' &\leftarrow \beta_i - (\beta_I/\alpha_{IJ})\alpha_{iJ}; \\
 (\gamma_j)' &\leftarrow \gamma_j - (\alpha_{Ij}/\alpha_{IJ})\gamma_J; & & & (\delta)' &\leftarrow \delta - (\beta_I/\alpha_{IJ})\gamma_J;
 \end{aligned}$$

followed by an exchange of label associated with row I and column J; that is effectively:

$$\begin{aligned} (z_J^N)' &\leftarrow z_I^B; & (z_I^B)' &\leftarrow z_J^N; & (z_j^N)' &\leftarrow z_j^N; & (z_i^B)' &\leftarrow z_i^B; & \text{and} \\ (w_J^B)' &\leftarrow w_I^N; & (w_I^N)' &\leftarrow w_J^B; & (w_j^B)' &\leftarrow w_j^B; & (w_i^N)' &\leftarrow w_i^N; \end{aligned}$$

for $i \in R \setminus \{I\}$ and $j \in C \setminus \{J\}$.

4. SIMPLEX PIVOT SELECTION SCHEMES:

There are four (two pairs) fundamental types of pivot selection schemes namely Primal Standard Pivot (PSP), Dual Standard Pivot (DSP), Primal Tricky Pivot (PTP) and Dual Tricky Pivot (DTP). Further a primal/dual standard pivot can again be classified into one with positive/negative indicator (that is PSPPI and DSPNI) and one with zero indicator (that is PSPZI and DSPZI), thus resulting in a set of possible six distinct types of pivot selection schemes, that are available for simplex pivoting process in solving linear programming problems. The algebra of the pivot selection schemes are given below in Figure-4, along with a schematic representation of the Tableau data entries pattern that leads to such pivot selection.

It can be easily observed that a primal (dual) tricky pivot with zero indicator is essentially the same as dual (primal) standard pivot with negative (positive) indicator, wherein the resultant minimum-ratio comes out to be zero.

5. EFFECT OF PIVOTING OPERATION:

It is useful at this point to make a few observations regarding the effect of pivoting operation, in each of the above pivot selection schemes.

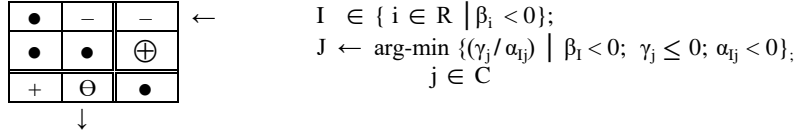
DSPNI brings about an immediate improvement in the primal feasibility w.r.t. the pivot row, without deterioration of dual feasibility. The extent of this improvement in primal feasibility can be measured by the corresponding improvement (decrease) in the value of the dual objective function, given by $|\beta_I \gamma_J / \alpha_{IJ}|$.

PSPPI brings about an immediate improvement in the dual feasibility w.r.t. the pivot column, without deterioration of primal feasibility. The extent of this improvement in dual feasibility can be measured by the corresponding improvement (increase) in the value of the primal objective function, given by $|\beta_I \gamma_J / \alpha_{IJ}|$.

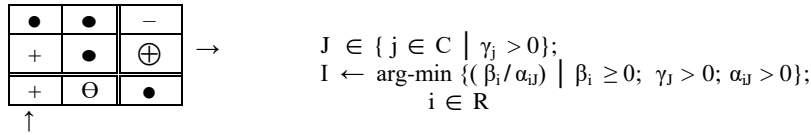
PTPPI brings about an immediate improvement in the primal feasibility w.r.t. the pivot row, without any concern to the dual feasibility. The extent of this improvement in primal feasibility can be measured by the corresponding improvement (increase) in the value of the primal objective function, given by $|\beta_I \gamma_J / \alpha_{IJ}|$.

DTPNI brings about an immediate improvement in the dual feasibility (w.r.t. the pivot column, at least) without any concern to the primal feasibility. The extent of this improvement in dual feasibility can be measured by the corresponding improvement (decrease) in the value of the dual objective function, given by $|\beta_I \gamma_J / \alpha_{IJ}|$.

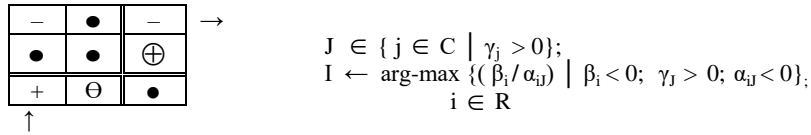
(a) Dual Standard Pivot with Negative Indicator, DSPNI:



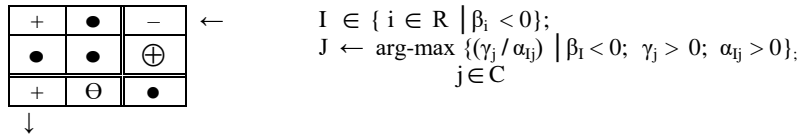
(b) Primal Standard Pivot with Positive Indicator, PSPPI:



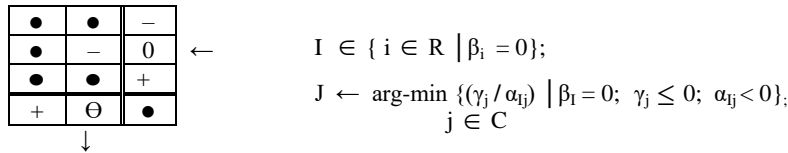
(c) Primal Tricky Pivot (with Positive Indicator), PTPPI:



(d) Dual Tricky Pivot (with Negative Indicator), DTPNI:



(e) Dual Standard Pivot with Zero Indicator, DSPZI:



(f) Primal Standard Pivot with Zero Indicator, PSPZI:

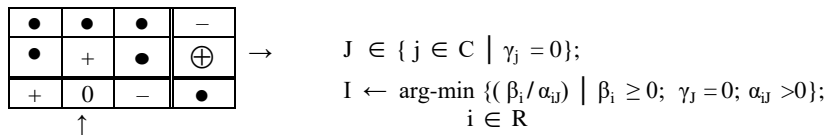


Figure-4:. Six types of Simplex Pivot Selection Schemes

— negative; 0 zero; + positive; Θ non-positive; * any value; ⊕ non-negative; • un-analyzed

The other two types of pivot selections namely PSPZI and DSPZI are utilized to affect a change in the basis, in situations with multiple-solutions and/or degeneracy, and do not in any way affect the primal or dual feasibilities. However, they certainly play an important role in the overall solution strategy.

From the above, one can observe that as a general, uniform and common basis for a *local effectiveness measure (lem)* of a particular pivoting operation (applicable for any and every iteration, for both primal and dual) we can use the absolute value of the change in the value of the objective function, given by $lem(I, J) = \text{abs}(\beta_I \gamma_J / \alpha_{IJ})$. Although it is not specifically suggested here, one can opt to choose a pivot possibly to maximize this *local effectiveness measure (lem)* in every iteration; among the possible pivots of a particular type, or even among of all the possible pivots of all the possible types. Even, if done so, it cannot be guaranteed (as per worst case analysis) to minimize the overall number of simplex iterations required for reaching an optimum solution. It requires further research work to thoroughly understand, analyze and incorporate the concept of any “*local effectiveness measure*” (*lem*) for a single simplex pivoting operation to the fullest extent, that would in effect achieve a guaranteed improvement in some corresponding “*global effectiveness measure*” (*gem*) defined appropriately for the given LP problem; in developing an efficient solution strategy. For now, let us come to the main algorithm itself.

6. CELL TYPE

Each potential pivot element/cell in the Compact Symmetric Tableau is characterized by a “cell-type”. The cell type of a cell in I^{th} row and J^{th} column consists of three components. They are the sign of α_{IJ} (either ‘0’, ‘+’ or ‘-’), the sign of β_I (either ‘Z’, ‘P’ or ‘N’) and the sign of γ_J (either ‘z’, ‘p’ or ‘n’). Hence there will be a total of 27 different cell types, but when α is zero, it will not be a potential pivoting cell. Hence pivoting will not be performed on such cells. Hence the nine cell types with $\alpha = 0$ are combined together and the new cell type given is 0**. Hence there are 19 cell types.

7. INFEASIBILITY INDEX : A GLOBAL EFFECTIVENESS MEASURE

The infeasibility index of a given tableau indicates the number of basic variables in primal and dual which are infeasible in the given tableau, and can be used as an inverse measure of goodness to assess the progress in the iteration scheme.

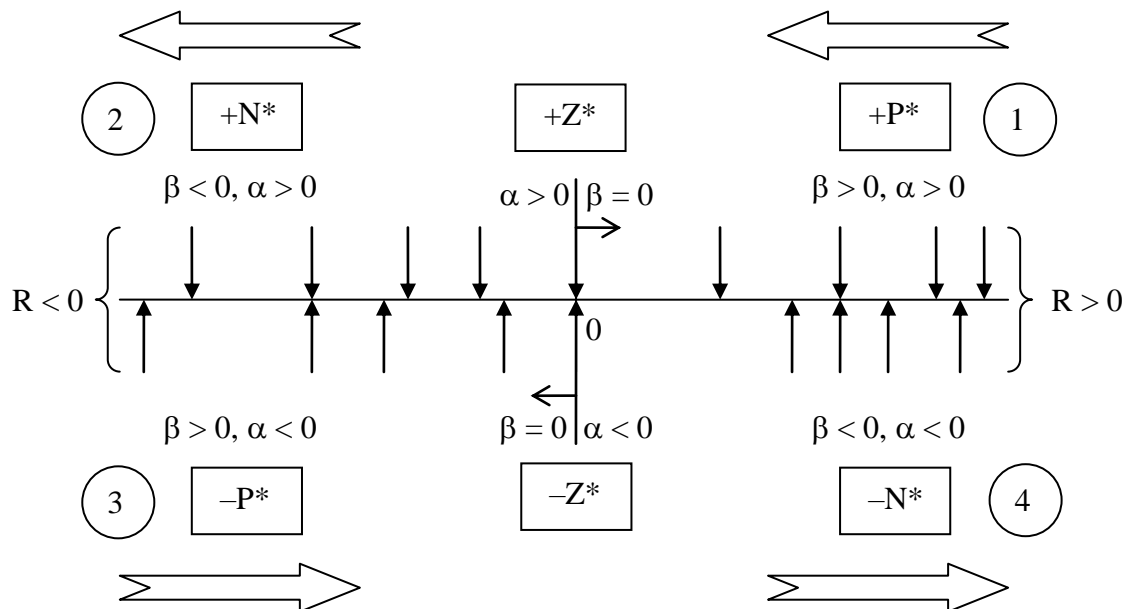
Infeasibility Index = Number of rows with $\beta < 0$ + Number of columns with $\gamma > 0$;
i.e.

Infeasibility Index = Number of rows with $z_i^B < 0$ + Number of columns with $w_j^B < 0$.

If the infeasibility index of the given tableau equals to zero then it indicates that the tableau is the terminal tableau which is feasible and optimal. By the definition of the infeasibility index, it can never be negative, nor can it be more than the sum of the number of columns and the number of rows in the Compact Symmetric Tableau.

$$\text{Change in the Infeasibility Index} = \sigma + \rho.$$

For each column j , the ratio $R_{ij} = \beta_j / \alpha_{ij}$ is calculated for all rows $i = 1, 2, \dots, m$. The ratio can either be positive or negative. It can be represented as in Figure-5.

$$\begin{aligned} & (\beta_I)' \leftarrow (\beta_I/\alpha_{IJ}) & \text{and} \\ & (\beta_i)' \leftarrow \beta_i - (\beta_I/\alpha_{IJ})\alpha_{iJ} \\ \text{and} & R_{IJ} = \beta_I/\alpha_{IJ} \end{aligned}$$


**Figure-5: Ordered pattern of (β_i / α_{ij}) value for $i = 1, 2, \dots, m$
 $\ast \Rightarrow$ ('p', 'n' or 'z')**

Page 9 of 22

(i) $R_{IJ} = 0$ (i.e. $\beta_I = 0$)

Here there will not be any change in the β values, and therefore there will not be any change in the infeasibility index. Hence, $\sigma = 0$.

(ii) $R_{IJ} > 0$ ($\beta_I \geq 0, \alpha_{IJ} > 0$ or $\beta_I < 0, \alpha_{IJ} < 0$)

$R_{IJ} < 0$ will not affect the change in the infeasibility index. $R_{IJ} < 0$ can occur in two situations.

One of them is when $\beta_i < 0$ and $\alpha_{ij} > 0$. In this case, it can be seen from the expression for $(\beta_i)'$ given above, that $(\beta_i)'$ will continue to be negative; hence the change in the infeasibility index is not affected.

The other is when $\beta_i > 0$ and $\alpha_{ij} < 0$. In this case, it can be seen from the expression for $(\beta_i)'$ given above, that $(\beta_i)'$ will continue to be positive; hence the change in the infeasibility index is not affected.

$R_{IJ} > 0$ will affect the change in the infeasibility index. $R_{IJ} > 0$ can occur in two situations. One is when $\beta_i \geq 0$ and $\alpha_{ij} > 0$. In this case, it can be seen from the expression for $(\beta_i)'$ given above, that $(\beta_i)'$ will continue to be positive for the ratios $R_{ij} > R_{IJ}$, $(\beta_i)'$ will be zero for the ratios $R_{ij} = R_{IJ}$, $(\beta_i)'$ will continue to be positive, and $(\beta_i)'$ will become negative for the ratios $R_{ij} < R_{IJ}$. Hence the change in the infeasibility index is increased by the number of ratios R_{ij} which are less than R_{IJ} and greater than or equal to zero.

The other is when $\beta_i < 0$ and $\alpha_{ij} < 0$. In this case, it can be seen from the expression for $(\beta_i)'$ given above, that $(\beta_i)'$ will continue to be negative for the ratios $R_{ij} > R_{IJ}$, $(\beta_i)'$ will become zero for the ratios $R_{ij} = R_{IJ}$, $(\beta_i)'$ will become positive, and $(\beta_i)'$ will become positive for the ratios $R_{ij} < R_{IJ}$. Hence the change in the infeasibility index is decreased by the number of ratios R_{ij} which are less than or equal to R_{IJ} and strictly greater than zero. Therefore,

$$\sigma_1 = \sum \text{No. of rows } i \text{ with } \beta_i \geq 0, \alpha_{ij} > 0 \text{ and } 0 \leq R_{ij} < R_{IJ}$$

$$\sigma_4 = \sum \text{No. of rows } i \text{ with } \beta_i < 0, \alpha_{ij} < 0 \text{ and } 0 < R_{ij} \leq R_{IJ}$$

$$\sigma = \sigma_1 - \sigma_4$$

(iii) $R_{IJ} < 0$ ($\beta_I \geq 0, \alpha_{IJ} < 0$ or $\beta_I < 0, \alpha_{IJ} > 0$)

$R_{IJ} > 0$ will not affect the change in the infeasibility index. $R_{IJ} > 0$ can occur in two situations.

One of them is when $\beta_i \geq 0$ and $\alpha_{ij} > 0$. In this case, it can be seen from the expression for $(\beta_i)'$ given above, that $(\beta_i)'$ will continue to be positive; hence the change in the infeasibility index is not affected.

The other is when $\beta_i < 0$ and $\alpha_{ij} < 0$. In this case, it can be seen from the expression for $(\beta_i)'$ given above, that $(\beta_i)'$ will continue to be negative; hence the change in the infeasibility index is not affected.

$R_{ij} < 0$ will affect the change in the infeasibility index. $R_{ij} < 0$ can occur in two situations. One is when $\beta_i \geq 0$ and $\alpha_{ij} < 0$. In this case, it can be seen from the expression for $(\beta_i)'$ given above, that $(\beta_i)'$ will continue to be positive for the ratios $R_{ij} < R_{IJ}$, $(\beta_i)'$ will be zero for the ratios $R_{ij} = R_{IJ}$, $(\beta_i)'$ will become negative, and $(\beta_i)'$ will become negative for the ratios $R_{ij} > R_{IJ}$. Hence the change in the infeasibility index is increased by the number of ratios R_{ij} which are greater than R_{IJ} and less than or equal to zero (one more, if β_i is positive, since it will become negative).

The other is when $\beta_i < 0$ and $\alpha_{ij} > 0$. In this case, it can be seen from the expression for $(\beta_i)'$ given above, that $(\beta_i)'$ will continue to be negative for the ratios $R_{ij} < R_{IJ}$, $(\beta_i)'$ will become zero for the ratios $R_{ij} = R_{IJ}$, $(\beta_i)'$ will become negative, and $(\beta_i)'$ will become positive for the ratios $R_{ij} > R_{IJ}$. Hence the change in the infeasibility index is decreased by the number of ratios R_{ij} which are greater than or equal to R_{IJ} and strictly less than zero (one less, if β_i is negative, since it will continue to be negative).

Therefore,

$$\sigma_3 = \sum \text{No. of rows } i \text{ with } \beta_i \geq 0, \alpha_{ij} < 0 \text{ and } R_{IJ} < R_{ij} \leq 0$$

$$\sigma_2 = \sum \text{No. of rows } i \text{ with } \beta_i < 0, \alpha_{ij} > 0 \text{ and } R_{IJ} \leq R_{ij} < 0$$

$$\sigma = (\sigma_3 + 1) - \sigma_2 \quad \text{if } (\beta_I > 0) \quad \text{or}$$

$$\sigma = \sigma_3 - (\sigma_2 - 1) \quad \text{if } (\beta_I < 0)$$

and hence we get,

$$\sigma = \sigma_3 - \sigma_2 + 1$$

7.2 Calculation of the change in the infeasibility index due to the dual (ρ)

For each row i , the ratio $R_{ij} = \gamma_j / \alpha_{ij}$ is calculated for all columns $j = 1, 2, \dots, n$. The ratio can either be positive or negative. It can be represented as in Figure-6.

Let α_{IJ} be the chosen pivot element, then after pivoting the values of γ are given by

$$(\gamma_J)' \leftarrow -(\gamma_J / \alpha_{IJ}) \quad \text{and}$$

$$(\gamma_j)' \leftarrow \gamma_j - (\gamma_J / \alpha_{IJ}) \alpha_{Ij}$$

and

$$R_{IJ} = \gamma_J / \alpha_{IJ}$$

The calculation of ρ can be divided into three different cases depending upon the value of R_{IJ} . $\gamma = 0$ is considered as feasible.

(i) $R_{IJ} = 0$ (i.e. $\gamma_J = 0$)

Here there will not be any change in the γ values, and therefore there will not be any change in the infeasibility index. Hence, $\rho = 0$.

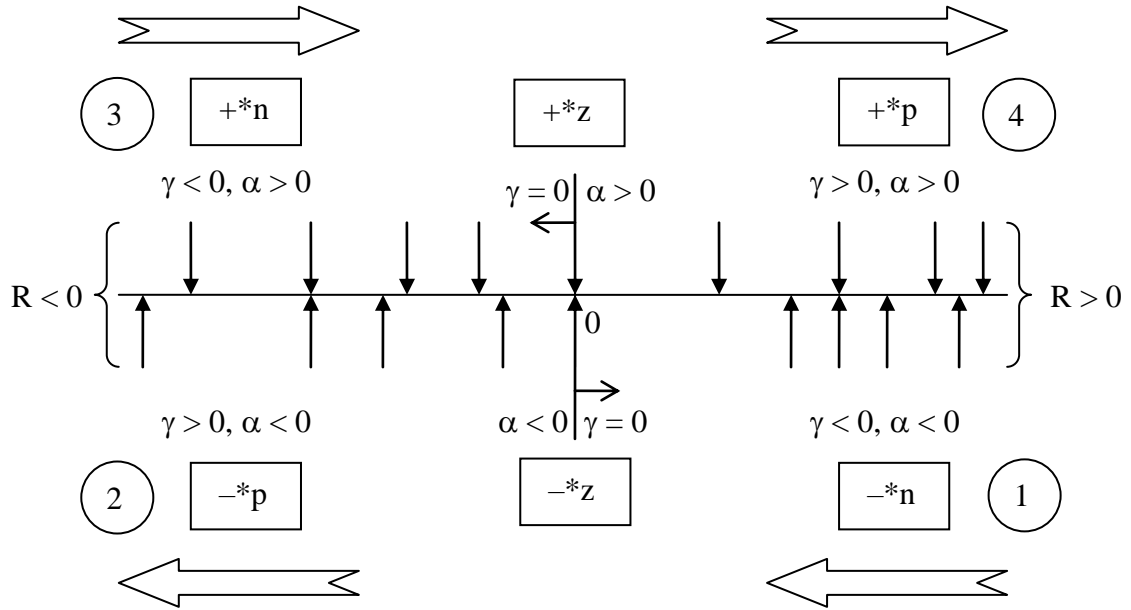


Figure-6: Ordered pattern of (γ_j / α_{ij}) value for $j = 1, 2, \dots, n$
 $* \Rightarrow ('P', 'N' \text{ or } 'Z')$

(ii) $R_{lj} > 0$ ($\gamma_j \leq 0, \alpha_{lj} < 0$ or $\gamma_j > 0, \alpha_{lj} > 0$)

$R_{lj} < 0$ will not affect the change in the infeasibility index. $R_{lj} < 0$ can occur in two situations.

One of them is when $\gamma_j < 0$ and $\alpha_{lj} > 0$. In this case, it can be seen from the expression for $(\gamma_j)'$ given above, that $(\gamma_j)'$ will continue to be negative; hence the change in the infeasibility index is not affected.

The other is when $\gamma_j > 0$ and $\alpha_{lj} < 0$. In this case, it can be seen from the expression for $(\gamma_j)'$ given above, that $(\gamma_j)'$ will continue to be positive; hence the change in the infeasibility index is not affected.

$R_{lj} > 0$ will affect the change in the infeasibility index. $R_{lj} > 0$ can occur in two situations. One is when $\gamma_j \leq 0$ and $\alpha_{lj} < 0$. In this case, it can be seen from the expression for $(\gamma_j)'$ given above, that $(\gamma_j)'$ will continue to be negative for the ratios $R_{lj} > R_{lj}$, $(\gamma_j)'$ will be zero for the ratios $R_{lj} = R_{lj}$, $(\gamma_j)'$ will continue to be negative, and $(\gamma_j)'$ will become positive for the ratios $R_{lj} < R_{lj}$. Hence the change in the infeasibility index is increased by the number of ratios R_{lj} which are less than R_{lj} and greater than or equal to zero.

The other is when $\gamma_j > 0$ and $\alpha_{lj} > 0$. In this case, it can be seen from the expression for $(\gamma_j)'$ given above, that $(\gamma_j)'$ will continue to be positive for the ratios $R_{lj} > R_{lj}$, $(\gamma_j)'$ will become zero for the ratios $R_{lj} = R_{lj}$, $(\gamma_j)'$ will become negative, and $(\gamma_j)'$ will become negative for the ratios $R_{lj} < R_{lj}$. Hence the change in the infeasibility index is decreased

by the number of ratios R_{lj} which are less than or equal to R_{lj} and strictly greater than zero. Therefore,

$$\rho_1 = \Sigma \text{ No. of columns } j \text{ with } \gamma_j \leq 0, \alpha_{lj} > 0 \text{ and } 0 \leq R_{lj} < R_{lj}$$

$$\rho_4 = \Sigma \text{ No. of columns } j \text{ with } \gamma_j < 0, \alpha_{lj} < 0 \text{ and } 0 < R_{lj} \leq R_{lj}$$

$$\rho = \rho_1 - \rho_4$$

(iii) $R_{lj} < 0$ ($\gamma_j \leq 0, \alpha_{lj} > 0$ or $\gamma_j > 0, \alpha_{lj} < 0$)

$R_{lj} > 0$ will not affect the change in the infeasibility index. $R_{lj} > 0$ can occur in two situations.

One of them is when $\gamma_j < 0$ and $\alpha_{lj} < 0$. In this case, it can be seen from the expression for $(\gamma_j)'$ given above, that $(\gamma_j)'$ will continue to be negative; hence the change in the infeasibility index is not affected.

The other is when $\gamma_j > 0$ and $\alpha_{lj} > 0$. In this case, it can be seen from the expression for $(\gamma_j)'$ given above, that $(\gamma_j)'$ will continue to be positive; hence the change in the infeasibility index is not affected.

$R_{lj} < 0$ will affect the change in the infeasibility index. $R_{lj} < 0$ can occur in two situations. One is when $\gamma_j \leq 0$ and $\alpha_{lj} > 0$. In this case, it can be seen from the expression for $(\gamma_j)'$ given above, that $(\gamma_j)'$ will continue to be negative for the ratios $R_{lj} < R_{lj}$, $(\gamma_j)'$ will be zero for the ratios $R_{lj} = R_{lj}$, $(\gamma_j)'$ will become positive, and $(\gamma_j)'$ will become positive for the ratios $R_{lj} > R_{lj}$. Hence the change in the infeasibility index is increased by the number of ratios R_{lj} which are greater than R_{lj} and less than or equal to zero (one more, if γ_j is negative, since it will become positive).

The other is when $\gamma_j > 0$ and $\alpha_{lj} < 0$. In this case, it can be seen from the expression for $(\gamma_j)'$ given above, that $(\gamma_j)'$ will continue to be positive for the ratios $R_{lj} < R_{lj}$, $(\gamma_j)'$ will become zero for the ratios $R_{lj} = R_{lj}$, $(\gamma_j)'$ will become positive, and $(\gamma_j)'$ will become negative for the ratios $R_{lj} > R_{lj}$. Hence the change in the infeasibility index is decreased by the number of ratios R_{lj} which are greater than or equal to R_{lj} and strictly less than zero (one less, if γ_j is positive, since it will continue to be positive). Therefore,

$$\rho_3 = \Sigma \text{ No. of columns } j \text{ with } \gamma_j \leq 0, \alpha_{lj} > 0 \text{ and } R_{lj} < R_{lj} \leq 0$$

$$\rho_2 = \Sigma \text{ No. of columns } j \text{ with } \gamma_j > 0, \alpha_{lj} < 0 \text{ and } R_{lj} \leq R_{lj} < 0$$

$$\rho = (\rho_3 + 1) - \rho_2 \quad \text{if } (\gamma_j < 0) \quad \text{or}$$

$$\rho = \rho_3 - (\rho_2 - 1) \quad \text{if } (\gamma_j > 0)$$

and hence we get,

$$\rho = \rho_3 - \rho_2 + 1.$$

7.3 Calculating σ and ρ with perturbation

If more than one pivot element/cell in a particular row (column) are having the same value of β/α (γ/α) ratio, then it will result in degeneracy/multiplicity which may cause cycling. To avoid this, perturbation method can be used. We shall perturb the β and γ values each by distinctly different amounts $\varepsilon_1, \varepsilon_2, \dots, \varepsilon_{m+n}$. More precisely, we shall

choose a very small ε_i and then make ε_{i+1} much smaller than the preceding ε_i , or in other words,

$$0 < \varepsilon_{m+n} \ll \varepsilon_{m+n-1} \ll \dots \dots \dots \ll \varepsilon_2 \ll \varepsilon_1 \ll 1.$$

Usually, $\varepsilon_1, \varepsilon_2, \dots, \varepsilon_{m+n}$ are chosen as powers $\varepsilon^1, \varepsilon^2, \dots \dots \dots, \varepsilon^{m+n}$ of some small $\varepsilon > 0$.

The Compact Symmetric Tableau before applying perturbation is as shown in Figure-7.

	z_j^N	-1	
w_i^N	α_{ij}	β_i	$= -z_i^B$
-1	γ_j	δ	$= f$
	\parallel w_j^B	\parallel g	

Figure-7: Compact Symmetric Tableau before Perturbation

After perturbation, the Compact Symmetric Tableau will be as shown in Figure-8.

	\check{z}_j^N	-1	
\hat{w}_i^N	α_{ij}	β_i	$= -\check{z}_i^B$
-1	γ_j	δ	$= f$
	\parallel \hat{w}_j^B	\parallel g	

Figure-8: Compact Symmetric Tableau after Perturbation

where

$$\check{z}_i^B = z_i^B - \varepsilon^i; \quad \check{z}_j^N = z_j^N - \varepsilon^j; \quad \hat{w}_j^B = w_j^B - \varepsilon^j; \quad \hat{w}_i^N = w_i^N - \varepsilon^i;$$

$$\check{z}_i^B = \beta_i - \sum_{j \in N} \alpha_{ij} \cdot \check{z}_j^N;$$

$$(z_i^B - \varepsilon^i) = \beta_i - \sum_{j \in N} \alpha_{ij} (z_j^N - \varepsilon^j);$$

$$(z_i^B - \varepsilon^i) = \beta_i + \sum_{l \in N} \alpha_{il} \varepsilon^l - \alpha_{iJ} z_J^N;$$

$$z_J^N = \beta_i / \alpha_{iJ} + \varepsilon^i / \alpha_{iJ} + \sum_{l \in N} (\alpha_{il} / \alpha_{iJ}) \varepsilon^l;$$

Similarly,

$$\hat{w}_j^B = -\gamma_j + \sum_{i \in M} \alpha_{ij} \cdot \hat{w}_i^N;$$

$$(w_j^B - \varepsilon^j) = -\gamma_j + \sum_{i \in M} \alpha_{ij} (w_i^N - \varepsilon^i);$$

$$(w_j^B - \varepsilon^j) = -\gamma_j - \sum_{l \in M} \alpha_{lj} \varepsilon^l + \alpha_{Ij} w_I^N;$$

$$w_I^N = \gamma_j / \alpha_{Ij} + (-\varepsilon^j / \alpha_{Ij}) + \sum_{l \in M} (\alpha_{lj} / \alpha_{Ij}) \varepsilon^l;$$

Therefore, if for more than one cell have the same β/α (γ/α) value, then the coefficient of ε^l is checked in the increasing order of l , in order to establish a strict ordering among those potential pivot elements, in the process of deciding on the next pivot. This is equivalent to a lexicographic ordering.

8. SYMMETRIC PRIMAL DUAL SIMPLEX PIVOT DECISION STRATEGY

There are four (two pairs) fundamental types of pivot selection schemes namely Primal Standard Pivot (PSP), Dual Standard Pivot (DSP), Primal Tricky Pivot (PTP) and Dual Tricky Pivot (DTP). Further a primal/dual standard pivot can again be classified into one with positive/negative indicator (that is PSPPI and DSPNI) and one with zero indicator (that is PSPZI and DSPZI), thus resulting in a set of possible six distinct types of pivot selection schemes, that are available for simplex pivoting process in solving linear programming problems. It can be easily observed that a primal (dual) tricky pivot with zero indicator is essentially the same as dual (primal) standard pivot with negative (positive) indicator, wherein the resultant minimum-ratio comes out to be zero. Table-1 gives the pivot element/cell types corresponding to the above mentioned pivot types.

The six distinct types of pivot selections may for example be considered in the following default preference order:

{ {DSPNI, PSPPI}, {PTPPI, DTPNI}, {DSPZI, PSPZI} }

At every iteration, an attempt is made to select a pivot element/cell, by checking the possible pivot selections belonging to one of the above six types of pivot selection schemes in the default preference order as specified above.

Pivot Type	Element / Cell Type
DSPNI (Dual Standard Pivot with Negative Indicator)	$-N_n / -N_z$
PSPPI (Primal Standard Pivot with Positive Indicator)	$+P_p / +Z_p$
DSPZI (Dual Standard Pivot with Zero Indicator)	$-Z_n / -Z_z$
PSPZI (Primal Standard Pivot with Zero Indicator)	$+P_z / +Z_z$
DTPNI (Dual Tricky Pivot (with Negative Indicator))	$+N_p$
PTPPI (Primal Tricky Pivot (with Positive Indicator))	$-N_p$

Table-1: Pivot Element / Cell Types

For example, a pivoting operation may be executed with a pivot cell/element of the type -

- i. DSPNI if possible,
- ii. PSPPI only if none of DSPNI is possible,
- iii. PTPPI only if none of DSPNI nor PSPPI is possible,
- iv. DTPNI only if none of DSPNI, PSPPI, PTPPI is possible,
and when none of the above four is possible, go for
- v. DSPZI and/or
- vi. PSPZI in order to explore the possible alternative basic solutions.

It is to be noted that depending upon the actual data entries in the Tableau, a pivot selection of specific type which was not possible in an earlier iteration, can become possible in a later iteration, sometimes even in the very next following iteration. That is why it is a crucial part of the algorithm to check in each (and every) iteration, for each of the six types of possible pivot selection schemes preferably in a pre-specified order. At each step mentioned above, if there are more than one pivot elements of that particular cell type, then the *decrease in the infeasibility index* is used as a *global effectiveness measure*. If there is a tie in the change in the infeasibility index, then the change in the

infeasibility index with perturbation among the tied elements is taken as the measure of goodness; the selection being done to achieve the minimum in the infeasibility index.

9. SIGNATURE OF A COMPACT SYMMETRIC TABLEAU

The signature of a Compact Symmetric Tableau is a string of length $n + m$ (number of columns + number of rows). The first n entries are chosen from the characters n , p or z depending up on whether the γ value is negative, positive or zero respectively; the next m entries are chosen from the characters N , P or Z depending up on whether the β value is negative, positive or zero respectively. The positions of these entries are fixed with respect to the initial tableau – considering the lexicographic ordering of these $n + m$ parameters. During the simplex pivoting operation, for every subsequent tableau, the signature string is generated, and it is compared with the signatures of the previous tableaus, which can be conveniently stored in a sorted list of strings, may be as a dictionary. If the same signature is found to be in the dictionary, it means that this tableau has been reached earlier, indicating a cycle - since each signature uniquely identifies a tableau and each tableau has a unique signature. It may be noted here that the signature of the resultant tableau generated by a specific choice of pivot element can be determined, based on the ratios computed for the determination of the resultant change in the infeasibility index. This mechanism can be used to effectively detect and avoid cycling, and also to facilitate a possible alternative pivot selection when available, even before performing a pivot operation.

10. EVOLUTION OF TABLEAU DATA ENTRIES PATTERN:

As a means to show the convergence of the algorithm to one of the possible eight termination patterns (discussed later), an analysis of the evolution of the Tableau data entries pattern is given here. Figure-9 gives the eight different patterns applicable when each of the different pivot selection schemes may be chosen as a possibility in some iteration during the process of solving a LP problem. Figure-9 needs to be read keeping in mind the algebra of the pivoting process and the details regarding the nature of the pivot selection itself. To facilitate the analysis of the possible termination patterns, it is useful to look at a systematic classification of all the 27 possible combinations of Tableau data entries pattern as shown in Figure-10. Here, the possible situations that would lead to a successful pivoting are indicated - they add up to ten, including the four situation corresponding to multiplicity/degeneracy.

11. ALGORITHM TERMINATION - TERMINAL TABLEAU TYPES

When further pivoting is not possible, the tableau is checked for the terminal tableau type. These terminal tableau types are marked in Figure-11 according to the nature of the termination, by indicating F for basic-feasible-finite, Φ for infeasible and ∞ for non-basic-feasible-infinite, corresponding to both primal and dual variables. Note that this classification is as per the quite well established approach, although a refinement is indicated to distinguish the case wherein primal (dual) has an infinite non-basic optimum with finite value for the objective function while the dual (primal) has a feasible-finite

optimum. This distinction from the classical approach arises because we give primary emphasis on the classification based on the nature of the decision variables at termination, and give secondary emphasis on the finiteness (or otherwise) of the objective function value.

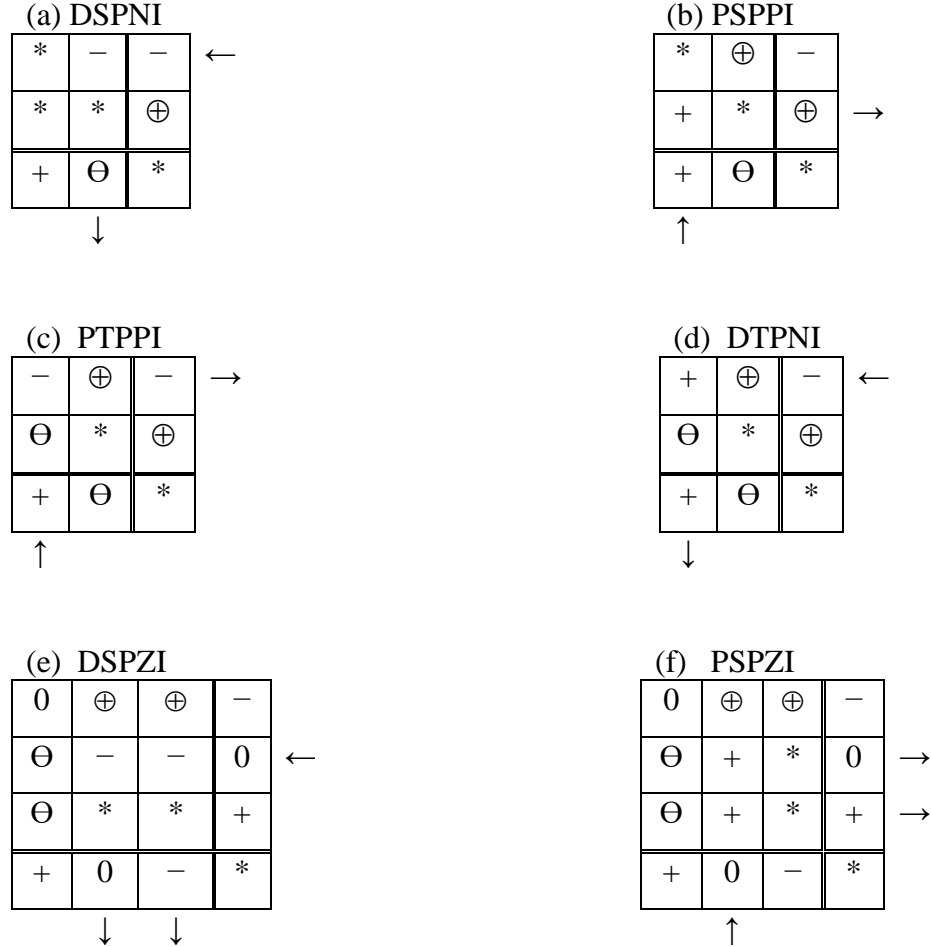


Figure-9. Evolution of Tableau data entries pattern

— negative; 0 zero; + positive;
 Θ non-positive; * any value; \oplus non-negative

Thus the seventeen (out of the total of twenty seven) situations that lead to non pivoting termination can be classified into eight distinct classes, shown in Figure-11, as follows -

- i) Six situations with $P = F, D = F$
- ii) One situation with $P = F, D = \Phi$
- iii) One situation with $P = \Phi, D = F$
- iv) Four situations with $P = \infty, D = \Phi$
- v) Four situations with $P = \Phi, D = \infty$
- vi) One situation with $P = \Phi, D = \Phi$
- vii) One situation with $P = F, D = \infty$
- viii) One situation with $P = \infty, D = F$

Four among the remaining ten (out of the total of twenty seven) situations that indicate pivoting possibilities can be included in case (i) above and treated as possible termination situations because further pivoting would be useful only to the extent of discovering multiple optima for the primal/dual. The other six correspond to the six types of pivot selection schemes indicated. Figure-11 summarizes these observations.

<table><tr><td>0</td><td>-</td></tr><tr><td>-</td><td>*</td></tr></table> Φ F	0	-	-	*	<table><tr><td>0</td><td>0</td></tr><tr><td>-</td><td>*</td></tr></table> F F	0	0	-	*	<table><tr><td>0</td><td>+</td></tr><tr><td>-</td><td>*</td></tr></table> F F	0	+	-	*	<table><tr><td>+</td><td>-</td></tr><tr><td>-</td><td>*</td></tr></table> Φ ∞	+	-	-	*	<table><tr><td>+</td><td>0</td></tr><tr><td>-</td><td>*</td></tr></table> F ∞	+	0	-	*	<table><tr><td>+</td><td>+</td></tr><tr><td>-</td><td>*</td></tr></table> F F	+	+	-	*						
0	-																																		
-	*																																		
0	0																																		
-	*																																		
0	+																																		
-	*																																		
+	-																																		
-	*																																		
+	0																																		
-	*																																		
+	+																																		
-	*																																		
<table><tr><td>0</td><td>-</td></tr><tr><td>0</td><td>*</td></tr></table> Φ F	0	-	0	*	<table><tr><td>0</td><td>0</td></tr><tr><td>0</td><td>*</td></tr></table> F F	0	0	0	*	<table><tr><td>0</td><td>+</td></tr><tr><td>0</td><td>*</td></tr></table> F F	0	+	0	*	<table><tr><td>+</td><td>-</td></tr><tr><td>0</td><td>*</td></tr></table> Φ ∞	+	-	0	*	<table><tr><td colspan="2">PSPZI</td></tr><tr><td>+</td><td>0</td></tr><tr><td>0</td><td>*</td></tr></table> F F	PSPZI		+	0	0	*	<table><tr><td colspan="2">PSPZI</td></tr><tr><td>+</td><td>+</td></tr><tr><td>0</td><td>*</td></tr></table> F F	PSPZI		+	+	0	*		
0	-																																		
0	*																																		
0	0																																		
0	*																																		
0	+																																		
0	*																																		
+	-																																		
0	*																																		
PSPZI																																			
+	0																																		
0	*																																		
PSPZI																																			
+	+																																		
0	*																																		
<table><tr><td>0</td><td>-</td></tr><tr><td>+</td><td>*</td></tr></table> Φ	0	-	+	*	<table><tr><td>0</td><td>0</td></tr><tr><td>+</td><td>*</td></tr></table> F Φ	0	0	+	*	<table><tr><td>0</td><td>+</td></tr><tr><td>+</td><td>*</td></tr></table> F Φ	0	+	+	*	<table><tr><td colspan="2">DTPNI</td></tr><tr><td>+</td><td>-</td></tr><tr><td>+</td><td>*</td></tr></table>	DTPNI		+	-	+	*	<table><tr><td colspan="2">PSPPI</td></tr><tr><td>+</td><td>0</td></tr><tr><td>+</td><td>*</td></tr></table>	PSPPI		+	0	+	*	<table><tr><td colspan="2">PSPPI</td></tr><tr><td>+</td><td>+</td></tr><tr><td>+</td><td>*</td></tr></table>	PSPPI		+	+	+	*
0	-																																		
+	*																																		
0	0																																		
+	*																																		
0	+																																		
+	*																																		
DTPNI																																			
+	-																																		
+	*																																		
PSPPI																																			
+	0																																		
+	*																																		
PSPPI																																			
+	+																																		
+	*																																		
<table><tr><td colspan="2">DSPNI</td></tr><tr><td>-</td><td>-</td></tr><tr><td>-</td><td>*</td></tr></table>	DSPNI		-	-	-	*	<table><tr><td colspan="2">DSPZI</td></tr><tr><td>-</td><td>0</td></tr><tr><td>-</td><td></td></tr></table> F F	DSPZI		-	0	-		<table><tr><td>-</td><td>+</td></tr><tr><td>-</td><td>*</td></tr></table> F F	-	+	-	*																	
DSPNI																																			
-	-																																		
-	*																																		
DSPZI																																			
-	0																																		
-																																			
-	+																																		
-	*																																		
<table><tr><td colspan="2">DSPNI</td></tr><tr><td>-</td><td>-</td></tr><tr><td>0</td><td>*</td></tr></table>	DSPNI		-	-	0	*	<table><tr><td colspan="2">DSPZI</td></tr><tr><td>-</td><td>0</td></tr><tr><td>0</td><td>*</td></tr></table> F F	DSPZI		-	0	0	*	<table><tr><td>-</td><td>+</td></tr><tr><td>0</td><td>*</td></tr></table> ∞ F	-	+	0	*																	
DSPNI																																			
-	-																																		
0	*																																		
DSPZI																																			
-	0																																		
0	*																																		
-	+																																		
0	*																																		
<table><tr><td colspan="2">PTPPI</td></tr><tr><td>-</td><td>-</td></tr><tr><td>+</td><td>*</td></tr></table>	PTPPI		-	-	+	*	<table><tr><td>-</td><td>0</td></tr><tr><td>+</td><td>*</td></tr></table> ∞ Φ	-	0	+	*	<table><tr><td>-</td><td>+</td></tr><tr><td>+</td><td>*</td></tr></table> ∞ Φ	-	+	+	*																			
PTPPI																																			
-	-																																		
+	*																																		
-	0																																		
+	*																																		
-	+																																		
+	*																																		

Figure-10. Twenty seven distinct combinations of Tableau data entries pattern.

— negative; 0 Zero; + positive; * any value

From the above discussion and the observations presented in Figures 9, 10, and 11, it is clear that the algorithm converges to one of the eight distinct classes of termination situations and the given LP-Problem can be classified accordingly.

	D = F	D = ∞	D = Φ																											
P = F	<table><tr><td>*</td><td>Θ</td><td>0</td></tr><tr><td>⊕</td><td>*</td><td>+</td></tr><tr><td>0</td><td>−</td><td>•</td></tr></table> <div>6+4</div>	*	Θ	0	⊕	*	+	0	−	•	<table><tr><td>*</td><td>+</td><td>0</td></tr><tr><td>⊕</td><td>*</td><td>+</td></tr><tr><td>0</td><td>−</td><td>•</td></tr></table> <div>1</div>	*	+	0	⊕	*	+	0	−	•	<table><tr><td>*</td><td>Θ</td><td>⊕</td></tr><tr><td>*</td><td>0</td><td>+</td></tr><tr><td>Θ</td><td>+</td><td>•</td></tr></table> <div>2</div>	*	Θ	⊕	*	0	+	Θ	+	•
*	Θ	0																												
⊕	*	+																												
0	−	•																												
*	+	0																												
⊕	*	+																												
0	−	•																												
*	Θ	⊕																												
*	0	+																												
Θ	+	•																												
P = ∞	<table><tr><td>*</td><td>Θ</td><td>0</td></tr><tr><td>−</td><td>*</td><td>+</td></tr><tr><td>0</td><td>−</td><td>•</td></tr></table> <div>1</div>	*	Θ	0	−	*	+	0	−	•		<table><tr><td>Θ</td><td>*</td><td>⊕</td></tr><tr><td>+</td><td>Θ</td><td>•</td></tr></table> <div>2</div>	Θ	*	⊕	+	Θ	•												
*	Θ	0																												
−	*	+																												
0	−	•																												
Θ	*	⊕																												
+	Θ	•																												
P = Φ	<table><tr><td>*</td><td>*</td><td>⊕</td></tr><tr><td>⊕</td><td>0</td><td>−</td></tr><tr><td>Θ</td><td>−</td><td>•</td></tr></table> <div>2</div>	*	*	⊕	⊕	0	−	Θ	−	•	<table><tr><td>⊕</td><td>−</td></tr><tr><td>*</td><td>⊕</td></tr><tr><td>Θ</td><td>•</td></tr></table> <div>2</div>	⊕	−	*	⊕	Θ	•	<table><tr><td>0</td><td>⊕</td><td>−</td></tr><tr><td>Θ</td><td>*</td><td>⊕</td></tr><tr><td>+</td><td>Θ</td><td>•</td></tr></table> <div>1</div>	0	⊕	−	Θ	*	⊕	+	Θ	•			
*	*	⊕																												
⊕	0	−																												
Θ	−	•																												
⊕	−																													
*	⊕																													
Θ	•																													
0	⊕	−																												
Θ	*	⊕																												
+	Θ	•																												

Figure-11. Eight categories for Tableau data entries pattern at termination.

- negative; 0 zero; + positive;
 Θ non-positive; * any value; \oplus non-negative; • un-analyzed

12. SOME GENERAL COMMENTS:

It is worth noting here that using the above proposed strategy one can solve any LP problem, by first converting it into the standard/canonical form and then applying the proposed algorithm. In performing such transformation, it is possible to enhance the overall efficiency by the following approach:

- Free variables can be replaced by non-negative variables not double in number, but only just one extra in number;
- Equations can be replaced by inequalities not double in number, but only just one extra in number;

- (iii) No need for use of artificial variables;
- (iv) The *initial basic solution* need not necessarily be feasible;
and therefore no need to rely on two-phase method or big-M method, etc.

Degeneracy and possible cycling are handled, by lexicographic ordering of the variables (equivalent to the concept of polynomial perturbations technique).

It is possible to have alternative (rather than the suggested default) ordering of the pivot selection schemes incorporated in the algorithm (within each of the three subsets indicated in section 8 above, although the relative ordering of these three subsets themselves may not to be altered). However, the best performance enhancement can be achieved by the pivot selection strategy based on the best possible *reduction in the infeasibility index* utilized as a *global effectiveness measure* for the pivot operation.

13. ANTICIPATED PERFORMANCE CHALLENGE

The proposed concept of “*infeasibility index*” along with the use of a measure of goodness for the pivot selection determined as/by the anticipated *decrease in the infeasibility index* (considered as a *global effectiveness measure*) arising due to the specific pivot selection, turns out to be a major breakthrough in achieving the ultimate performance in the use of simplex method for solving linear programming problems.

The performance efficiency of a possible implementation of the proposed approach can be further improved by ensuring that the pivot selection is considered - only among those rows which has positive dot product with the row vector of the objective function coefficients and/or only among those columns which has positive dot product with the column vector of the constraint upper bounds - in the Tucker’s Compact Symmetric Tableau; we may call them as “*binding constraints*” of the primal/dual problem, the others being considered as *non-binding constraints*. The theoretical justification comes from a consideration of the optimality conditions [9].

It is simple reasoning to figure out that *the upper bound for the number of simplex iterations required to solve an LP using this proposed approach, is no more than the minimum of the two numbers indicating the number of rows and the number of columns in the Tucker's Compact Symmetric Tableau representing the problem in the standard / canonical form.*

14. CONCLUSION

The proposed approach would lead to a pivot selection strategy with minimum number of simplex iterations. It is expected that an implementation of this proposed approach can *achieve the ultimate performance challenge in solving linear programming problems.*

15. REFERENCES

- [1]. Dantzig, G. B.
“Linear Programming and Extensions”
Princeton University Press, 1963.
- [2]. Khachiyan L. G.
“A Polynomial algorithm in linear programming” (in Russian)
Doklady Akademii i Nauk SSSR Vol. 244 (1979) pp 1093 – 1096.
[English Translation: Soviet Mathematics Doklady, Vol. 20 (1979) pp 191 – 194].
- [3]. Khachiyan L. G.
“Polynomial Algorithms in Linear Programming” (in Russian)
Zhurnal Vychislitelnoi Matematiki i Matematicheskoi Fiziki, vol. 20 (1980) pp 51-68.
[English Translation: USSR Computational Mathematics and Mathematical Physics, Vol. 20 (1980) pp 53-72].
- [4]. Karmarkar N.
“A new polynomial Algorithm for linear programming”
Combinatorica, Vol. 4 (1984) pp 373-395.
- [5]. Michael J. Todd
“The Many Facets of Linear Programming”
Mathematical Programming 91 (3) 417-436 (2002)
- [6]. Keshava Prasad Halemane
“Symmetric Primal-Dual Simplex Algorithm for Linear Programming”
KREC Research Bulletin (ISSN-0971-3603) Vol.9, No.1, June 2000, pp16-26.
- [7]. I. Muthuvel Murugan
"An Implementation of Symmetric Primal-Dual Simplex Algorithm For Linear Programming"
M.Tech.(SACA) Thesis / Project Work Report; N.I.T.K. Surathkal, 2005.
- [8]. R. T. Rockafellar
"Network Flows and Monotropic Optimization"
Athena Scientific, 1998.
- [9]. Olvi L. Mangasarian
"Nonlinear Programming"
SIAM Publication, 1994.