

Applying Monte Carlo configuration interaction to transition metal dimers: exploring the balance between static and dynamic correlation

J. P. Coe^a, P. Murphy^a, M. J. Paterson^a

^a*Institute of Chemical Sciences, School of Engineering and Physical Sciences, Heriot-Watt University, Edinburgh EH14 4AS, United Kingdom.*

Abstract

We calculate potential curves for transition metal dimers using Monte Carlo configuration interaction (MCCI). These results, and their associated spectroscopic values, are compared with experimental and computational studies. The multireference nature of the MCCI wavefunction is quantified and we estimate the important orbitals. We initially consider the ground state of the chromium dimer. Next we calculate potential curves for Sc₂ where we contrast the lowest triplet and quintet states. We look at the molybdenum dimer where we compare non-relativistic results with the partial inclusion of relativistic effects via effective core potentials, and report results for scandium nickel.

Keywords: Transition metal dimers. Monte Carlo. Configuration interaction.

1. Introduction

Transition metals can be very challenging for computational chemistry methods due to the existence of many important configurations at numerous geometries. This means that methods that can cope with multireference systems, and their associated computational costs, are often necessary. In addition, accurate modelling of heavy transition metals may also require relativistic effects to be incorporated.

Although full configuration interaction (FCI) will produce the most accurate wavefunction in a given basis, the number of configurations that would need to be considered for transition metal dimers makes this method currently computationally intractable. A powerful approach to attempt to overcome this problem is complete active space SCF (CASSCF) [1] which efficiently calculates a wavefunction comprising all configurations formed from substitutions within a restricted set of orbitals by optimising coefficients and orbitals. This method is thought to model much of the static correlation which is associated with a few important configurations in the FCI wavefunction. The remaining difference is then termed dynamic correlation and this can be accounted for by multireference CI (MRCI) or perturbative corrections such as CASPT2 [2].

Monte Carlo configuration interaction (MCCI) [3] aims to find a compact, yet sufficiently accurate, description of the FCI wavefunction by iteratively building up a wavefunction through the random addition of configurations without requiring knowledge of the important orbitals before a calculation. Recent successful applications of MCCI include excitation energies [4, 5] and properties [6]. MCCI

with complex wavefunctions has been used in the modelling of a tunnel junction consisting of gold atoms [7]. MCCI has been demonstrated to produce potential curves of ground states [8] that generally compared favourably with the FCI results using just a small fraction of the FCI space for small molecules. Excited potential curves, including avoided crossings and conical intersections, for small systems were seen to be similar to FCI results, but used a compact wavefunction when calculated with SAMCCI in Ref. [5]. It is therefore interesting to investigate the potential curves of transition metal dimers with MCCI as a stern test of the method when the division between static and dynamic correlation becomes blurred and for the possibility of supporting the choice of active spaces as appropriate in other computational work. We aim to demonstrate that MCCI can model a selection of transition metal dimers without prior knowledge of the important orbitals or resorting to perturbative corrections. The compact nature of the MCCI wavefunction then allows us to quantify its multireference character using all of the included configurations. We also estimate the important orbitals for a representative sample of the considered geometries. We compare the MCCI calculations with other computational work and experimental results for the chromium dimer with a cc-pVDZ and cc-pVTZ basis then Sc₂ with the same bases. We then look at the potential curve for the molybdenum dimer using a minimal basis (STO-3G) followed by LANL2DZ and Stuttgart RSC to approximate relativistic corrections. Finally we consider ScNi, with the STO-3G basis, as an example of a heteronuclear diatomic.

Email address: m.j.paterson@hw.ac.uk (M. J. Paterson)

2. Method

We use version four of the MCCI program [3, 9]. We always use the Hartree-Fock (HF) molecular orbitals (MOs) for consistency and the necessary integrals are calculated using Molpro [10]. The MOs are employed in the following calculations which begin from the configuration state function (CSF) formed from the occupied HF MOs. The current set of CSFs is augmented with new CSFs created using symmetry-preserving random single and double substitutions of MOs. The Hamiltonian matrix is created and diagonalized in this set of CSFs and any new configurations with an absolute coefficient less than c_{\min} in the resulting wavefunction are removed. The process is repeated and every ten iterations all CSFs in the wavefunction are considered for removal (full pruning). The program is run until the convergence criterion for the energy, as detailed in Ref. [4], is satisfied. We consider the average energy for the last three full pruning steps. Results were calculated using an initial 10^{-3} Hartree convergence check and then a 5×10^{-4} Hartree convergence check unless otherwise stated. We implement calculations initially at $c_{\min} = 5 \times 10^{-4}$ then lower this value until a sufficiently smooth potential curve is achieved.

We calculate vibrational energy levels of the potential curve for the most abundant isotopes with the program LEVEL 8.0 [11]. The transition metal potential curves can display a secondary well and will not adhere to the form of the Morse potential [12]. We therefore use the lowest energy level to approximate the harmonic vibrational frequency (ω_e). Due to MCCI not being size consistent, we calculate dissociation energies as the difference between the energy at equilibrium, with the ground state vibrational energy included, and the longest bond length considered.

We quantify the multireference character associated with the MCCI wavefunction for a given basis and set of MOs using

$$MR = \sum_i |c_i|^2 - |c_i|^4. \quad (1)$$

Here the c_i are normalised so that $\sum_i |c_i|^2 = 1$. The expression is approximate when using CSFs due to their non-orthogonality. A value of zero will result from a single configuration in the wavefunction while unity will be approached as the coefficients become equal in magnitude and more numerous. We also measure the importance of MOs in the MCCI wavefunction by considering the percentage of configurations they occur in where each occurrence is weighted by $|c_i|^2$.

3. Results

3.1. Chromium dimer

The availability of a potential curve based on experimental results and the difficulty of the system to model makes Cr_2 useful for testing methods. The fitted curve

[13] did not display the barrier necessary for a double well, as was seen in an early computational study [14], but due to a lack of vibrational data the experimental potential is not known as accurately in this region. The bond length has been found experimentally as $R_e = 1.6788 \text{ \AA}$ [15] and the dissociation energy has been measured as $1.53 \pm 0.06 \text{ eV}$ in Ref. [16] while Ref. [13] finds $\omega_e = 480.6 \text{ cm}^{-1}$ and $\omega_e \chi_e = 14.1 \text{ cm}^{-1}$. For theoretical results, it appears that a good treatment of both dynamic and static correlation is necessary to give a sufficiently accurate potential energy curve: Ref. [17] depicts how the potential curve from CASSCF(12,12) is seen to be repulsive for small bond lengths with a weakly attractive minimum around 3 \AA , but CASPT2 can produce a realistic potential. CASPT2 and similar approaches have also been used in, e.g., Ref. [18, 19, 20, 21] with generally high accuracy. Ref. [18] found the curve was dependent on the choice of zeroth-order Hamiltonian, but is particularly close to experimental results when using CASPT2 IPEA 0.45 with the equilibrium bond lengths found to be around 1.68 \AA and $D_0 = 1.50 \text{ eV}$ with a vibrational interval of 542 cm^{-1} . However CASPT2 results in [21] were not so accurate and found a longer bond length of 2.43 \AA and a lower dissociation energy of 1.0 eV . Multireference coupled cluster [22] gave complete basis set estimates of $R_e = 1.685 \text{ \AA}$, $D_0 = 1.327 \text{ eV}$ and $\omega_e = 459 \text{ cm}^{-1}$. A double well was observed when using a TZP basis but not with a QZP basis.

When using MCCI to model an A_g singlet in Cr_2 , we freeze 18 orbitals and, for consistency in the HF curve, we require that the HF wavefunctions have the same occupation of orbitals from each symmetry class. The HF energies at 1.4 \AA were -2085.9767 Hartree for cc-pVDZ and -2085.9945 Hartree for cc-pVTZ. With the cc-pVDZ basis and $c_{\min} = 5 \times 10^{-4}$, the energy at bond lengths of 6 and 3.5 \AA appeared as though they may be anomalously high when using a convergence check of 10^{-3} Hartree. We attempted to improve the energies at these points by using the result of the next shorter bond length as a starting point. The energy at $R = 6 \text{ \AA}$ was improved substantially using this approach but the $R = 3.5 \text{ \AA}$ calculation did not give a lower energy. A small barrier remains in this region when using a tighter convergence check suggesting that it may be a feature of the MCCI calculation at this c_{\min} . We then considered a lower cut-off of $c_{\min} = 2 \times 10^{-4}$. Here one point was not calculated due to time constraints. The results were closer to the experimental curve, but a secondary well was now seen.

For the cc-pVTZ basis we initially used $c_{\min} = 5 \times 10^{-4}$ however this resulted in a curve which was not smooth. Hence the points were recalculated using $c_{\min} = 2 \times 10^{-4}$ with the larger c_{\min} result used as the starting point. This gave a smooth curve except for two points which appeared too high in energy compared with the rest of the curve: 2.75 and 6 \AA . They were much improved when the calculation was restarted using the configurations of the next shorter bond length as the starting point. The results are

displayed in Fig. 1 with the fitted experimental results from Ref. [13] also plotted for comparison. The results agree with the experimental curve for the inner wall and equilibrium geometry, but at intermediate geometries the cc-pVDZ curve increases too rapidly and this effect is more pronounced when using the cc-pVTZ basis although this increase is moderated when using cc-pVDZ with the lower c_{\min} . We note that CASPT2 results can be very close to the experimental curve but this requires tailoring of both the active space and zeroth-order Hamiltonian.

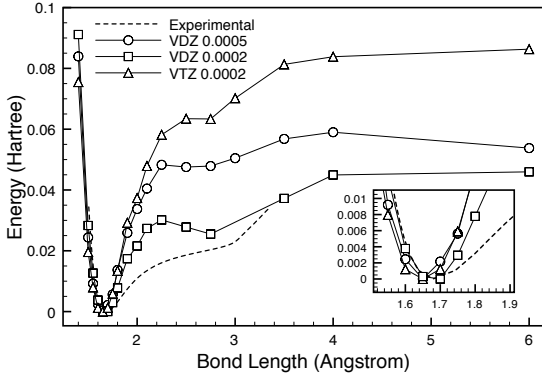


Figure 1: Energy (Hartree) shifted so that all minima are at zero against bond length (Å) for the chromium dimer for the experimental results compared with MCCI ($c_{\min} = 5 \times 10^{-4}$ or $c_{\min} = 2 \times 10^{-4}$) using cc-pVDZ and MCCI ($c_{\min} = 2 \times 10^{-4}$) using cc-pVTZ both with 18 frozen orbitals. Inset: An enlarged view of the minima.

On lowering the cut-off in cc-pVDZ the vibrational frequency changed from 734 to 490 cm^{-1} giving a better agreement with experiment, but the dissociation energy reduced from 1.41 to 1.22 eV. The equilibrium bond length changed from approximately 1.65 to 1.70 Å. For the cc-pVTZ results we find that the vibrational frequency is 530 cm^{-1} and $D_0 = 2.32$ eV. We see that the larger basis gives a dissociation energy which is too high compared with the experimental result of 1.53 eV [16] and other computational work. This suggests that the MCCI curve is improved around the equilibrium more than when approaching dissociation for this c_{\min} when increasing the basis size to cc-pVTZ. The equilibrium bond length was approximately 1.65 Å when using cc-pVTZ. This geometry is in reasonable agreement with the experimental result given the number of points considered.

The FCI space for cc-pVDZ is around 10^{15} SDs when freezing 18 orbitals and taking symmetry into account while MCCI used approximately 3.1×10^4 CSFs on average with the larger cutoff and 1.2×10^5 with the smaller cutoff. For cc-pVTZ there are 10^{18} SDs in the FCI space and 1.2×10^5 CSFs in the MCCI wavefunction on average. The variation in the size of the MCCI wavefunction with geometry is depicted in Fig. 2 where the smooth curve suggests that the method is treating different geometries reasonably consistently as there are no single points which stand out as having been fortuitously calculated to different accuracy within MCCI. When considering the number

of CSFs, the system appears to be most challenging at intermediate geometries a little longer than equilibrium. The multireference character for the MCCI wavefunction with these MOs is high all along the curve (inset of Fig. 2) and increases with bond length to essentially saturate on the scale of the graph despite the number of configurations falling as dissociation is approached. The very large FCI space for cc-pVTZ and strong multireference character may be partly responsible for the large dissociation energy as a smaller fraction of the FCI space is considered compared with cc-pVDZ at either cut-off despite using wavefunctions containing up to 1.6×10^5 CSFs.

We extrapolate the $c_{\min} = 2 \times 10^{-4}$ results to approximate the complete basis set limit (CBS). The scheme of Ref. [23] is used for the CBS limit for the Hartree Fock energy where $E_x = E_{\infty} + A(x+1)e^{-9\sqrt{x}}$. Here $x = 2$ for cc-pVDZ and $x = 3$ for cc-pVTZ. The MCCI correlation energy is extrapolated through the use of $E_{\text{corr},x} = E_{\text{corr},\infty} + Bx^{-3}$ [24]. We find that the estimate does not change the equilibrium geometry at cc-pVTZ, however $\omega_e = 488 \text{ cm}^{-1}$ and the overestimate in the binding energy when we used MCCI with cc-pVTZ is propagated to the CBS estimate of $D_0 = 2.75$ eV. We acknowledge that the cc-pVDZ and cc-pVTZ are still reasonably far from the basis set limit and that MCCI did not appear so successful at the cut-off used when faced with the very large configuration space from using the cc-pVTZ basis so the estimated CBS results should be treated with caution.

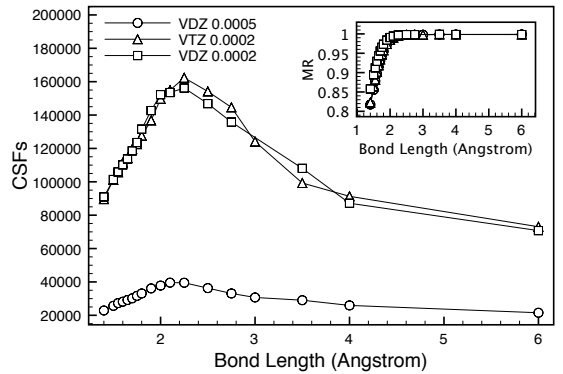


Figure 2: Number of CSFs at convergence for the MCCI wavefunction against bond length (Å) for the chromium dimer when using the cc-pVDZ basis or the cc-pVTZ basis at $c_{\min} = 2 \times 10^{-4}$ or $c_{\min} = 5 \times 10^{-4}$. Inset: A measure of the multireference character (MR) against bond length (Å)

Defining an important MO as one whose weighted importance is greater than 10% for alpha or beta spin, we find eight such MOs at $R = 1.4$ Å while this rises to twelve for the longest bond length when using cc-pVTZ. The six non-frozen reference MOs appear to be important at all geometries sampled and there are 15 important orbitals in total. For cc-pVDZ with $c_{\min} = 2 \times 10^{-4}$ the reference MOs also appear in all sampled geometries and there are 10 important orbitals at $R = 1.4$ Å and 12 at $R = 1.6$ Å.

3.2. Scandium dimer

Despite Sc_2 being the subject of many studies its experimental bond length has not been determined and theoretical dissociation energies [25, 26, 20, 27] often appear a little high compared with experimental results. For example, GVVPT2 results [20] find $D_0 = 2.36$ eV, $\omega_e = 225.9$ cm^{-1} and $R_e = 2.57$ Å when using cc-pVTZ with the quintet state lower by 0.23 eV. We use the experimental dissociation energy of 1.12 ± 0.22 eV from Ref. [28]. For the vibrational energy levels the experimental results [29] are $\omega_e = 239.9$ cm^{-1} and $\omega_e \chi_e = 0.93$ cm^{-1} for the Morse curve. Experimentally the ground state has been given as a quintet [30]. However the lowest lying triplet $^3\Sigma_u^-$ and quintet state $^5\Sigma_u^-$ appear to be close in energy and although most theoretical work has found the quintet to be the ground state [25, 20, 27] the results are not unanimous [31].

It has been noted, in Ref. [32] and references therein, that if the active space is not large enough then the ground state could be a triplet depending on the method used to deal with intruder configurations. The susceptibility of the spin of the ground state to the choice of active space, in addition to the challenge of this being a multireference system, make this system a particularly interesting candidate for MCCI calculations. We calculate the triplet and quintet curves of A_u symmetry in D_{2h} which will contain the Σ_u^- state. The HF energies at 2 Å when using cc-pVDZ are -1519.3286 Hartree for the quintet and -1518.0161 Hartree for the triplet while the values for cc-pVTZ are -1519.3327, and -1518.02451 Hartree. We freeze 17 orbitals and find that for $c_{\min} = 2 \times 10^{-4}$ sufficiently smooth curves could be observed as depicted in Fig. 3. Here the final convergence criterion was 10^{-3} for cc-pVDZ and 5×10^{-4} for cc-pVTZ.

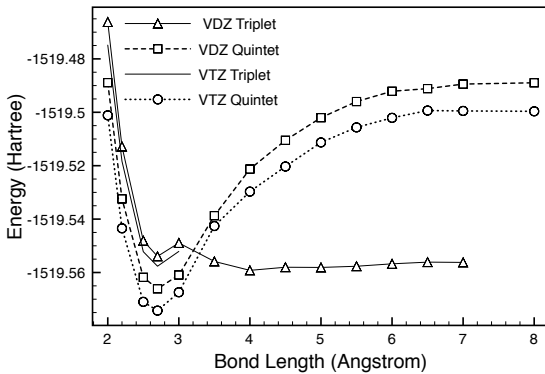


Figure 3: Sc_2 triplet and quintet A_u states using the cc-pVDZ or cc-pVTZ basis, $c_{\min} = 2 \times 10^{-4}$ and 17 frozen orbitals.

For the cc-pVDZ results we see that the quintet is the lower state by 0.33 eV at equilibrium and the triplet curve shape suggests a crossing between states that would be of different symmetry in the full $D_{\infty h}$ point group. This agrees with the results of Ref. [20] where the $^3\Sigma_u^-$ and $^3\Sigma_g^-$ cross however in this work the curves are both of A_u

symmetry so would be expected to be $^3\Sigma_u^-$ and $^3\Delta_u$. Our results indicate an equilibrium geometry of approximately 2.7 Å and we find for the ground vibrational energy level that $\omega_e = 216$ cm^{-1} . We calculate the dissociation energy as $D_0 = 2.09$ eV. The quintet MCCI results used on average 43,497 CSFs compared with an FCI SD space of around 4×10^{10} when considering symmetries. The FCI space for the triplet is around 7×10^{10} SDs when symmetry is taken into account. The triplet results used 53,268 CSFs on average. There is a noticeable change in the number of configurations after the suggested crossing: the results for $R \leq 3$ Å used ~ 83000 on average while those for larger R used ~ 35000 .

When using cc-pVTZ the result at $R = 8$ Å appeared too high so we used the configurations of $R = 7$ Å as a starting point which resulted in a lower energy. We find that R_e stays at approximately 2.7 Å, $\omega_e = 222$ cm^{-1} and $D_0 = 2.02$ eV. Again the quintet is the ground state but the gap between the spin states is now 0.45 eV. Here we calculate the triplet curve only to the implied crossing. The quintet used 50592 CSFs on average in MCCI compared with an FCI space of 3×10^{12} SDs. The triplet calculated to $R = 3$ Å used 94098 CSFs on average in MCCI while the FCI space was around 6×10^{12} SDs. The spectroscopic values from MCCI in this case are robust against an increase in the basis size and are similar to many of the other wavefunction based computational studies with the accompanying overestimate in D_0 compared with experiment.

We see in Fig. 4 that the number of configurations peaks at intermediate geometries similarly to the Cr_2 results. Compared with Cr_2 the system is less strongly multireference and the multireference character has a local maximum at an intermediate geometry. The number of CSFs is not as large in a triple-zeta basis compared with Cr_2 which may be attributed to the smaller FCI space and slightly lower multireference character. The number of CSFs and multireference measure suggest that the result for $R = 7$ Å in cc-pVDZ may have been calculated less accurately and the potential energy curve appears to have a small increase at this point (Fig. 3). However the curves do not suggest any problems with the cc-pVTZ results which is perhaps due to the tighter convergence criterion here. By extrapolating the cc-pVDZ and cc-pVTZ results for the quintet state to approximate the CBS limit we find that the minimum remains at 2.7 Å while $\omega_e = 195$ cm^{-1} and $D_0 = 1.99$ eV.

When using cc-pVTZ, the 6 MOs from the reference wavefunction are found to be important at all sampled bond lengths and are the only important MOs at the considered shortest bond lengths. This with the MR results suggest that the correlation may be thought of as mainly dynamic at short bond lengths when using these MOs. The 9 important MOs for the longest bond length used are the overall important orbitals.

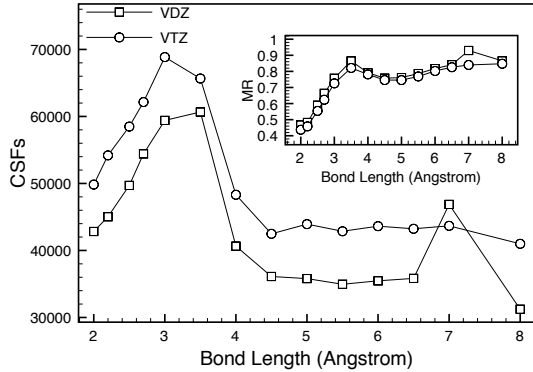


Figure 4: Number of CSFs at convergence against bond length (Å) for the scandium dimer using the cc-pVDZ or cc-pVTZ basis. Inset: A measure of multireference character versus bond length (Å).

3.3. Molybdenum dimer

Molybdenum, with atomic number 42, is the heaviest element that we consider in this work. Relativistic effects may therefore be expected to be more important. We compare a non-relativistic result using the STO-3G basis with the approximation of relativistic effects via an effective core potential (ECP) basis: the LANL2DZ basis [33].

Experimentally, the equilibrium bond length has been found [34] to be 1.94 Å. Ref. [35] finds the experimental bond length as $R_e = 1.929$ Å while $\omega_e = 477.1$ cm^{-1} and $D_0 = 4.14 \pm 0.65$ eV. A more recent study [16] gives the dissociation energy as 4.474 ± 0.01 eV.

Computational studies [14, 36, 37] have often produced relatively good agreement with these spectroscopic constants. For example CASSCF/MS-CASPT2 with a (12,12) active space and a quadruple-zeta ANO-RCC basis set gave $R_e = 1.950$ Å, $\omega_e = 459$ cm^{-1} and $D_0 = 4.41$ eV [37]. However Ref. [21] found $D_0 = 2.14$ eV with CASPT2 using an ECP basis.

We calculate the singlet of A_g symmetry in D_{2h} using MCCI with $c_{min} = 5 \times 10^{-4}$. The HF occupancy was fixed to give a smooth curve for the STO-3G basis, where, at a bond length of 1.5 Å, the HF energy was -7870.9969 Hartree. The MCCI results using these MOs with 36 orbitals frozen are shown in Fig. 5. The MCCI curve is smooth when the convergence criterion is lowered to 5×10^{-4} Hartree and we find that approximately $R_e = 1.9$ Å, $\omega_e = 467$ cm^{-1} and $D_0 = 6.4$ eV. The MCCI results used, on average, 13258 CSFs while the FCI space would be around 4×10^7 SDs when symmetry is taken into account. The dissociation energy is too high, but the other results are in agreement with experiment and much other computational work. However the minimal basis means that any comparisons should be made cautiously.

When using the LANL2DZ basis, 56 electrons are taken into account by the ECP and we then freeze a further 8 orbitals. Here the HF energy at $R = 1.5$ Å was -132.7382 Hartree. With a convergence check of 10^{-3} , preliminary results had a sharp jump in energy at $R = 2.3$ Å so we

use a fixed HF occupancy from $R = 2.2$ Å onwards and the configurations of the previous smaller geometry as a starting point for the MCCI calculation. This produced a smooth curve except the energy at $R = 4$ Å appeared too high. By allowing Molpro [10] to guess the HF initial occupancy at this point we find that the MCCI result is in line with the rest of the curve. We then continued the calculations but with a 5×10^{-4} convergence check and the results are displayed in Fig. 5. The LANL2DZ results with $c_{min} = 5 \times 10^{-4}$ suggest that the equilibrium geometry is approximately 2.1 Å. We find that $\omega_e = 253$ cm^{-1} and $D_0 = 1.73$ eV. This used 27464 CSFs on average compared with an FCI space of the order of 10^{11} SDs when symmetry is taken into account.

The LANL2DZ curve is less strongly binding than the experimental results and other computational work. We note that the LANL2DZ basis gave a very low dissociation energy and excessive bond length for the chromium dimer using multireference perturbation in Ref. [20]. The shape suggests that there may be a crossing of two curves of different symmetry within the full $D_{\infty h}$ point group. Hence we also continued the calculations at certain points with SA-MCCI [5] to investigate the first excited singlet state of A_g symmetry in D_{2h} . However the results did not reveal a curve crossing.

We also employed the Stuttgart RSC (relativistic small core) 1997 ECP basis as stored at the basis set exchange [38]. In this case the HF energy at $R = 1.5$ Å was -134.2388 Hartree and the MCCI results were more similar to those found with LANL2DZ than with STO-3G.

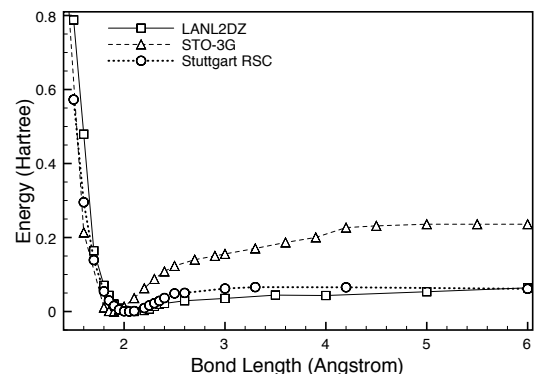


Figure 5: MCCI energies, shifted so the minima are at zero, for the molybdenum dimer with $c_{min} = 5 \times 10^{-4}$ against bond length (Å) using the STO-3G, LANL2DZ or Stuttgart RSC 1997 ECP basis all with 12 non-frozen electrons.

The number of CSFs for the MCCI wavefunction is plotted against the geometry of the system in Fig. 6. When using STO-3G or the Stuttgart RSC 1997 ECP the curve is fairly smooth and peaks a little after the equilibrium bond length in line with the results from the other dimers considered in this work. The LANL2DZ basis results are less smooth but behave similarly until $R = 4$ Å where the number of CSFs increases sharply. There does not appear to be a problem with the energy results around this

geometry though and the plot of the number of CSFs does not illuminate the possibility of a curve crossing around $R = 2.2$ Å. The multireference nature generally increased with bond length for both bases although there is a very small drop as dissociation is approached (inset of Fig. 6) when using STO-3G.

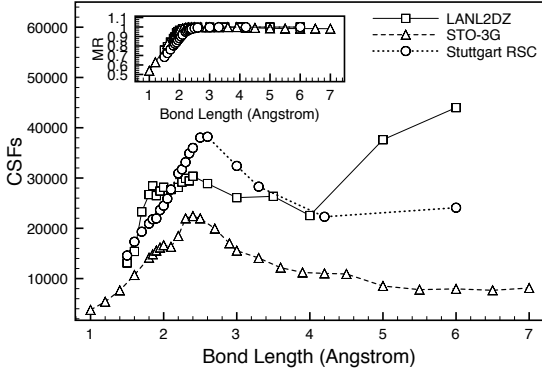


Figure 6: Number of CSFs at convergence for the MCCI wavefunction with $c_{\min} = 5 \times 10^{-4}$ against bond length (Å) for the molybdenum dimer with the STO-3G, LANL2DZ or Stuttgart RSC 1997 ECP basis. Inset: A measure of multireference character versus bond length (Å).

In the STO-3G results the 6 reference MOs are generally important but at the longest bond length only 5 are found to be important. There are between 1 and 7 other orbitals at the sampled bond lengths and overall we find 13 important orbitals. For the LANL2DZ results we estimate there are 14 important orbitals. We see that the 6 reference MOs are classified as important across the curve. There are 9 important MOs at the shortest bond length considered and this rises to 13 at $R = 6.0$ Å. The 6 reference MOs appear to be important at all geometries when using the Stuttgart RSC also. In this case there are 7 important MOs at $R = 1.5$ Å while 12 are deemed important at $R = 6.0$ Å.

4. Scandium nickel dimer

ScNi has historically proven to be a difficult species to characterise both experimentally and computationally in terms of both equilibrium bond length and dissociation energy. This species therefore would appear to be a good candidate on which to test the efficacy of MCCI for heteronuclear diatomic transition metals. The ground state of this species is routinely accepted as $^2\Sigma^+$ after agreement between computational and experimental work [39, 40, 41, 42, 43]. Experimentally, there are no data for either dissociation energy or equilibrium bond length. Ref. [42] does however provide details of vibrational levels with $\Delta G_{1/2} = 334.5 \pm 1.0$ cm^{-1} , which we use to approximate ω_e , and indicates that a dissociation energy of $D_0 > 1.36$ eV is expected. An empirical model [41] was used to predict $D_0 = 3.28$ eV. CASSCF calculations [43]

found $R_e = 2.04$ Å whilst MRCI+Q resulted in $R_e = 2.13$ Å, $D_e = 1.55$ eV and $\omega_e = 322$ cm^{-1} . Local-density-functional-LCAO work [44] reported values of $R_e = 2.019$ Å, $D_e = 5.95$ eV and $\omega_e = 405.9$ cm^{-1} . The large value of D_e is put down to the known problem of overestimation of binding energies in the method. Density-functional theory with the BPW91 approximation and 6-311+G* basis set found [26] $R_e = 2.047$ Å, $D_e = 3.30$ eV and $\omega_e = 349$ cm^{-1} .

We calculate the doublet of A_1 symmetry in C_{2v} using MCCI with $c_{\min} = 5 \times 10^{-4}$ and $c_{\min} = 2 \times 10^{-4}$ with a convergence criterion of 10^{-3} Hartree. We fix the orbital occupancy to ensure an overall wavefunction symmetry of A_1 and doublet spin. For the STO-3G basis set, we freeze 18 orbitals. A smooth HF potential energy curve is obtained by allowing calculations at bond length 3.00 Å to start from the previous result for 2.50 Å and by allowing calculations at bond length 3.50 Å to start from the previous result for 4.00 Å. All other bond lengths required no further manipulation. The HF energy at a bond length of 2 Å was -2242.0030 Hartree. From the subsequent MCCI curve, shown in Fig. 7, we report approximate results $R_e = 2.30$ Å, $D_0 = 4.26$ eV and $\omega_e = 329$ cm^{-1} .

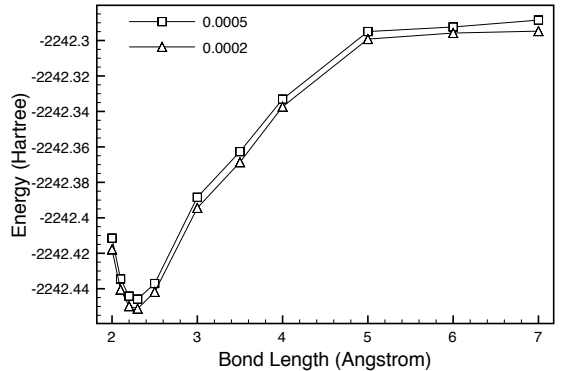


Figure 7: MCCI energies for ScNi with $c_{\min} = 5 \times 10^{-4}$ and $c_{\min} = 2 \times 10^{-4}$ against bond length (Å) using the STO-3G basis with 18 frozen orbitals.

We then move to $c_{\min} = 2 \times 10^{-4}$ whilst retaining the convergence criteria of 10^{-3} Hartree and obtain approximate results $R_e = 2.30$ Å, $D_0 = 4.12$ eV and $\omega_e = 309$ cm^{-1} . The equilibrium bond lengths appear to be slightly longer than value of 2.13 Å using MRCI+Q [43] and the dissociation energy is somewhere in the middle of the currently published calculations. Relatively good agreement is found between the calculated and experimental values for ω_e . However, the use of minimal basis sets such as STO-3G means that conclusive statements cannot be made.

The FCI space consists of around 10^8 SDs with MCCI results using on average 7372 CSFs for $c_{\min} = 5 \times 10^{-4}$ and 20102 CSFs for $c_{\min} = 2 \times 10^{-4}$. The number of CSFs for the MCCI wavefunction is plotted in Fig. 8. As can be seen a general decline in the number of CSFs is

found as the bond length increases from equilibrium with a single spike at 3.00 Å in both $c_{\min} = 5 \times 10^{-4}$ and $c_{\min} = 2 \times 10^{-4}$ cases. When looking at the multireference nature, this coincides with a peak also at 3.00 Å as seen in the inset of Fig. 8, but the two curves otherwise appear not to be correlated. It should be noted that ScNi is highly multireference in nature across the entire potential energy surface. Attempts to use 3-21G, cc-pVDZ and cc-pVTZ basis sets using accuracy as high as $c_{\min} = 2 \times 10^{-4}$ with convergence threshold 5×10^{-4} Hartree were unsuccessful in producing smooth MCCI curves and this is believed to be partly due to HF convergence problems and the size of the FCI space being 10^{13} , 10^{17} and 10^{20} respectively despite freezing 18 orbitals.

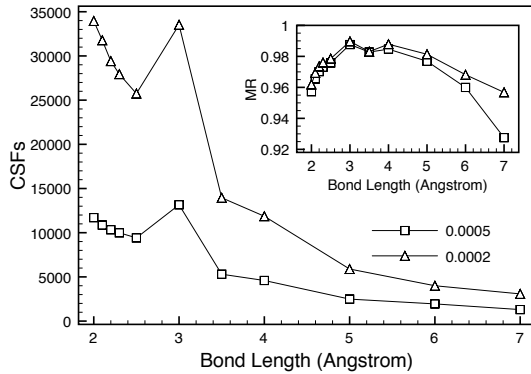


Figure 8: Number of CSFs at convergence for the MCCI wavefunction with $c_{\min} = 5 \times 10^{-4}$ and $c_{\min} = 2 \times 10^{-4}$ against bond length (Å) for ScNi with the STO-3G basis. Inset: A measure of multireference character versus bond length (Å).

Analysis of the important orbitals, at $c_{\min} = 2 \times 10^{-4}$, indicated that the seven MOs occupied in the reference are important at all bond lengths with between three and five of the unoccupied MOs considered important. Overall we find 14 important MOs.

5. Summary

We have used Monte Carlo configuration interaction (MCCI) to calculate potential curves of four transition metal dimers that present a computational challenge due to their large FCI spaces and multireference character.

For Cr₂ the MCCI potential curves were fairly similar to the experimental result at the equilibrium and shorter geometries, but seemed to increase too quickly as the bond lengthened. The results when using cc-pVDZ agreed reasonably well with experiment (Table 1). We note that the cc-pVDZ results became closer to the experimental potential curve as c_{\min} was lowered but the lower dissociation energy agreed less well. However the dissociation energy became too high when using a cc-pVTZ basis even when compared with the cc-pVDZ results at the larger cutoff. When using cc-pVTZ the dimer had the largest FCI space

and smallest fraction captured by MCCI when using a reasonable cut-off (Table 2) and this could be responsible for what seemed to be a much better description around the equilibrium geometry than when approaching dissociation of the strongly multireference wavefunction. This suggests that approaches to reduce the size consistency error in MCCI at reasonable c_{\min} values may be worth investigating to improve the accuracy of dissociation energies when the FCI space is very large.

Table 1: Summary of MCCI results at the smallest c_{\min} considered and experimental results.

Dimer	Basis	R_e (Å)	ω_e (cm^{-1})	D_0 (eV)
Cr ₂	cc-pVDZ	1.70	490	1.22
	cc-pVTZ	1.65	530	2.32
	Exp	1.6788[15]	480.6[13]	1.53[16]
Sc ₂	cc-pVDZ	2.7	216	2.09
	cc-pVTZ	2.7	222	2.02
	Exp	-	239.9[29]	1.12[28]
Mo ₂	STO-3G	1.9	467	6.40
	LANL2DZ	2.1	253	1.73
	Stuttgart	2.05	338	1.65
ScNi	Exp	1.94[34]	447.1 [35]	4.474 [16]
	STO-3G	2.3	309	4.12
	Exp	-	335 [42]	> 1.36 [42]

In agreement with most other work, the MCCI results for Sc₂ gave the quintet as the ground state rather than the triplet when using the cc-pVDZ or cc-pVTZ basis. The spectroscopic values appeared stable on increasing the size of the basis and were also in general agreement with other computational work in that ω_e agreed reasonably well with experiment but D_0 was too high.

Table 2: Approximate average size of the ground-state wavefunctions at the lowest c_{\min} considered.

Dimer	Basis	MCCI CSFs	FCI SDs	Fraction
Cr ₂	cc-pVDZ	1.2×10^5	10^{15}	10^{-10}
	cc-pVTZ	1.2×10^5	10^{18}	10^{-13}
Sc ₂	cc-pVDZ	4.3×10^4	4×10^{10}	10^{-6}
	cc-pVTZ	5.1×10^4	3×10^{12}	10^{-8}
Mo ₂	STO-3G	1.3×10^4	4×10^7	10^{-4}
	LANL2DZ	2.7×10^4	10^{11}	10^{-7}
	Stuttgart	2.7×10^4	7×10^{14}	10^{-11}
ScNi	STO-3G	2×10^4	10^8	10^{-4}

Table 1 shows that Mo₂ modelled with an STO-3G basis gives better results than when using LANL2DZ or Stuttgart RSC to account for some of the relativistic corrections via an effective core potential. However the dissociation energy is too high when using a minimal basis. MCCI might be expected to give a fairly similar level of accuracy to the Sc₂ results based on the fraction of the FCI space recovered for LANL2DZ (Table 2) although the Mo₂ wavefunctions are more strongly multireference. This

could suggest that MCCI is capturing enough of the FCI wavefunction but that the bases are not suitable for describing the potential curve of Mo₂. With larger bases though the fraction of the FCI space recovered may be a problem as suggested for the chromium dimer.

Bases larger than STO-3G for ScNi appeared to be outside the range of applicability of the method as smooth potential curves could not be achieved. This was suggested as a consequence of the large FCI space and HF convergence problems of this strongly multireference nature heteronuclear diatomic. The minimal basis calculation gave a similar vibrational frequency to experiment and was not in disagreement with the predicted dissociation energy although the latter was on the high side of previous computational work.

The multireference measure we introduced (*MR*) showed that the MCCI wavefunction was strongly multireference for all the dimers but with Sc₂ a little less so than the others. The multireference nature tended to increase with the bond length, for all but ScNi, unlike the number of MCCI configurations which would peak at an intermediate geometry with the exception of Mo₂ with LANL2DZ. We estimated the important molecular orbitals over a range of geometries and found that the total ranged from 9 for Sc₂ to 15 for Cr₂. This may hint at an appropriate size of a fixed active space necessary for CAS calculations on these systems and bases.

One current limitation of this method is that when the potential curve is very shallow then the stochastic error can mask the shape of the curve at reasonable c_{\min} . We observed this problem for Mn₂ where the bonding has been demonstrated [45] to be van der Waals with a dissociation energy of around 0.05 eV. Hence the curve seems to be insufficiently deep for this Monte Carlo approach to be efficiently applied. For low enough c_{\min} and sufficiently long calculations then the MCCI results should be insensitive to the HF orbitals for an all-electron computation. However many orbitals need to be frozen and reasonable values of c_{\min} used in these systems for tractable calculations. Hence we found that the HF calculation can impact the MCCI results and the occupancy of the HF determinant may need to be fixed. Furthermore, previous MCCI results may have to be used as a starting point for similar geometries to achieve the lowest energy smooth curve by increasing the chance that important configurations have been found at all geometries when dealing with strongly multireference systems with large FCI spaces. We have demonstrated, however, that compact wavefunctions can be found using MCCI to describe parts of the potential energy curves of four transition metal dimers reasonably well, and with qualitatively correct general features, without the need for perturbative corrections or requiring insight in the choice of orbitals for an active space. These wavefunctions then offer the possibility of the calculation of other properties and of perhaps constructing an active space for CAS calculations via MCCI natural orbitals [46].

Acknowledgments

We thank the European Research Council (ERC) for funding under the European Union’s Seventh Framework Programme (FP7/2007-2013)/ERC Grant No. 258990.

References

- [1] P. E. M. Siegbahn, J. Almlöf, A. Heiberg, B. O. Roos, J. Chem. Phys. 74 (4) (1981) 2384–2396.
- [2] K. Andersson, P.-Å. Malmqvist, B. O. Roos, A. J. Sadlej, K. Wolinski, J. Phys. Chem. 94 (1990) 5483.
- [3] J. C. Greer, J. Chem. Phys. 103 (1995) 1821.
- [4] W. Györfy, R. J. Bartlett, J. C. Greer, J. Chem. Phys. 129 (2008) 064103.
- [5] J. P. Coe, M. J. Paterson, J. Chem. Phys. 139 (15) (2013) 154103.
- [6] J. P. Coe, D. J. Taylor, M. J. Paterson, J. Comput. Chem. 34 (2013) 1083.
- [7] M. Szepieniec, I. Yeriskin, J. C. Greer, J. Chem. Phys. 138 (2013) 14410.
- [8] J. P. Coe, D. J. Taylor, M. J. Paterson, J. Chem. Phys. 137 (2012) 194111.
- [9] L. Tong, M. Nolan, T. Cheng, J. C. Greer, Comp. Phys. Comm. 131 (2000) 142, see <https://github.com/MCCI/mcci>.
- [10] H.-J. Werner, P. J. Knowles, G. Knizia, F. R. Manby, M. Schütz, et al., Molpro, version 2012.1, a package of ab initio programs, see <http://www.molpro.net> (2010).
- [11] R. J. L. Roy, Level 8.0: A computer program for solving the radial schrödinger equation for bound and quasibound levels, see <http://leroy.uwaterloo.ca/programs/>.
- [12] P. M. Morse, Phys. Rev. 34 (1929) 57.
- [13] S. M. Casey, D. G. Leopold, J. Phys. Chem 97 (1993) 816.
- [14] M. M. Goodgame, W. A. Goddard, Phys. Rev. Lett. 54 (1985) 661–664.
- [15] V. E. Bondybey, J. H. English, Chem. Phys. Lett. 94 (1983) 443.
- [16] B. Simard, M.-A. Lebeault-Dorget, A. Marijnissen, J. J. ter Meulen, J. Chem. Phys. 108 (1998) 9668.
- [17] B. O. Roos, Acc. Chem. Res. 32 (1999) 137.
- [18] F. Ruipérez, F. Aquilante, J. M. Ugalde, I. Infante, Journal of Chemical Theory and Computation 7 (6) (2011) 1640–1646.
- [19] Y. Kurashige, T. Yanai, J. Chem. Phys. 135 (9) (2011) 094104.
- [20] P. K. Tamukong, D. Theis, Y. G. Khait, M. R. Hoffmann, The Journal of Physical Chemistry A 116 (18) (2012) 4590–4601.
- [21] F. Ruipérez, M. Piris, J. M. Ugalde, J. M. Matxain, Phys. Chem. Chem. Phys. 15 (2013) 2055.
- [22] T. Müller, J. Phys. Chem. A 113 (2009) 12729.
- [23] A. Karton, J. M. L. Martin, Theor. Chem. Acc. 115 (2006) 330.
- [24] T. Helgaker, W. Klopper, H. Koch, J. Noga, J. Chem. Phys. 106 (1997) 9639.
- [25] C. Camacho, H. A. Witek, R. Cimiraglia, J. Chem. Phys. 132 (2010) 244306.
- [26] G. L. Gutsev, P. Jena, B. K. Rao, S. N. Khanna, J. Chem. Phys. 114 (2001) 10738.
- [27] I. G. Kaplan, U. Miranda, State-of-the-art calculations of the 3d transition-metal dimers: Mn₂ and Sc₂, in: J. Leszczynski, M. K. Shukla (Eds.), Practical Aspects of Computational Chemistry II, Springer, 2012, pp. 361–389.
- [28] G. Verhaegen, S. Smoes, J. Drowart, J. Chem. Phys. 40 (1964) 239.
- [29] M. Moskovits, D. P. DiLella, W. Limm, J. Chem. Phys. 80 (1984) 626.
- [30] L. B. Knight Jr., R. J. Van Zee, W. Weltner Jr., Chem. Phys. Lett. 94 (1983) 296.
- [31] J. M. Matxain, E. Rezabal, X. Lopez, J. M. Ugalde, L. Gagliardi, J. Chem. Phys. 132 (2010) 139901.
- [32] C. Camacho, R. Cimiraglia, H. A. Witek, Phys. Chem. Chem. Phys. 13 (2011) 7232–7233.
- [33] P. J. Hay, W. R. Wadt, J. Chem. Phys. 82 (1) (1985) 299.

- [34] J. B. Hopkins, P. R. R. Langridge-Smith, M. D. Morse, R. E. Smalley, *J. Chem. Phys.* 78 (1983) 1627.
- [35] Y. M. Efremov, A. N. Samoilova, V. B. Kozhukhovskiy, L. V. Gurvich, *J. Mol. Spectrosc.* 73 (1978) 430.
- [36] K. Balasubramanian, X. Zhu, *J. Chem. Phys.* 117 (10) (2002) 4861–4870.
- [37] A. C. Borin, J. P. Gobbo., B. O. Roos, *Chem. Phys.* 343 (2008) 210.
- [38] K. Schuchardt, B. Didier, T. Elsethagen, G. Sun, L., C. V., J. J., Li, T. Windus, Basis set exchange: A community database for computational sciences, *J. Chem. Inf. Model.* 47 (2007) 1045.
- [39] R. J. Van Zee, W. Weltner Jr., *High Temp Sci.* 17 (1984) 181.
- [40] R. J. Van Zee, W. Weltner Jr., *Chem. Phys. Lett.* 150 (1988) 329.
- [41] A. Miedema, *Faraday Symp. Chem. Soc.* 14 (1980) 136.
- [42] C. A. Arrington, M. D. Morse, M. Doverstål, *J. Chem. Phys.* 102 (1995) 1895.
- [43] K. Faegri Jr., C. W. Bauschlicher Jr., *Chem. Phys.* 153 (1991) 399.
- [44] S. M. Mattar, W. D. Hamilton, *J. Phys. Chem.* 96 (1992) 8277.
- [45] D. Tzeli, U. Miranda, I. G. Kaplan, A. Mavridis, *J. Chem. Phys.* 129 (15) (2008) 154310.
- [46] J. P. Coe, M. J. Paterson, *J. Chem. Phys.* 137 (2012) 204108.