

Improved Performance of RF Energy Powered Wireless Sensor Node with Cooperative Beam Selection

Tianqing Wu, Hong-Chuan Yang, *Senior Member, IEEE*

Abstract

RF energy harvesting is a promising potential solution to provide convenient and perpetual energy supplies to low-power wireless sensor networks. In this paper, we investigate the energy harvesting performance of a wireless sensor node powered by harvesting RF energy from existing multiuser MIMO system. Specifically, we propose a random unitary beamforming (RUB) based cooperative beam selection scheme to enhance the energy harvesting performance at the sensor. Under a constant total transmission power constraint, the multiuser MIMO system tries to select a maximal number of active beams for data transmission, while satisfying the energy harvesting requirement at the sensor. We derive the exact closed-form expression for the distribution function of harvested energy in a coherence time over Rayleigh fading channels. We further investigate the performance tradeoff of the average harvested energy at the sensor versus the sumrate of the multiuser MIMO system.

Index Terms

RF energy harvesting, cooperative beam selection, MIMO, wireless sensor network, channel coherence time, random unitary beamforming.

This work was supported by a Discovery Grant from NSERC, Canada. T. Wu and H.-C. Yang are with the Department of Electrical and Computer Engineering, University of Victoria, BC, V8W 3P6, Canada (E-mail: <twu, hy@uvic.ca>).

I. INTRODUCTION

WIRELESS sensor networks (WSNs) have been used in a wide range of applications, such as environment monitoring, surveillance, health care, intelligent buildings and battle field control [1]. The sensor nodes of WSN are usually powered by batteries with finite life time, which manifests as an important limiting factor to the functionality of WSN. Replacing or charging the batteries may either incur high costs for human labor or be impractical for certain application scenarios (e.g. applications that require sensors to be embedded into structures). Powering sensor nodes through ambient energy harvesting has therefore received a lot of attentions in both academia and industrial communities [2], [3]. While various techniques have been developed to harvest energy from conventional ambient energy sources, such as solar power, wind power, thermoelectricity, and vibrational excitations [4]–[7], RF energy harvesting has attracted a growing interest due to the intensive deployment of cellular/WiFi wireless systems in addition to traditional radio/TV broadcasting systems [8]. It has been experimentally proved that RF energy harvesting is feasible from the hardware implementation viewpoint [9]–[11].

Previous literature on RF energy harvesting can be summarized as following. The fundamental performance limits of simultaneous wireless information and energy transfer systems over point-to-point link were studied in [12], [13]. A cognitive network that can harvest RF energy from the primary system is considered in [14]. The authors propose an optimal mode selection policy for sensor nodes to decide whether to transmit information or to harvest RF energy based on Markov modelling. In [15], the authors investigate mode switching between information decoding and energy harvesting, based on the instantaneous channel and interference condition over a point-to-point link. A save-then-transmit protocol is proposed in [16] to minimize the outage probability of energy harvesting transmitters by finding the optimal time fraction for energy harvesting in a time slot, during which the wireless channel is assumed to be constant. In most of these works, it is generally assumed that the channel gain remains constant during the whole energy

harvesting circle, including obtaining channel state information, making decision accordingly, and then harvesting energy or decoding information. In [17], the RF energy harvesting capability of wireless sensor node over multiple channel coherence time is characterized with consideration of hardware limitations, such as harvesting sensitivity and energy storage capacity, and interference from existing system. It is shown in [18] that with channel information at the energy source node, multi-antenna transmission can help increase the amount of harvested energy at the energy receiving node. Inspired by [18], we consider a practical cooperative charging scenario in this paper, where an existing multiuser MIMO system helps the energy harvesting of a RF-energy-powered sensor node, while simultaneously serving its own users.

Random unitary beamforming (RUB) is a low-complexity transmission scheme for multiuser MIMO systems that requires very low feedback load, and has attracted continuing research interest [19], [20]. It has been shown in [19] that if each user just feeds back its best beam index and the corresponding SINR, RUB can achieve the same sum-rate scaling law as the optimal dirty paper coding (DPC) transmission scheme [20]. However, most of previous works focus on data transmission for conventional RUB-based multiuser MIMO systems, and very limited work has considered RUB-based RF energy harvesting for coexisting networks.

With these observations in mind, we propose a RUB-based cooperative beam selection scheme, where the base station (BS) of the multiuser MIMO system selects a maximal number of active beams for transmission, while trying to satisfy energy harvesting requirement of the sensor, i.e., the harvested energy over each coherence time is above a predefined energy threshold. With a constant total transmission power, the BS can enhance energy harvesting at the sensor by concentrating the transmission power on selected beams. Meanwhile, the number of users that the BS can serve simultaneously is reduced. To evaluate the performance tradeoff between the average harvested energy at the sensor and the sum-rate of the existing multiuser MIMO system, we derive the closed-form statistical distribution of the amount of energy that can be harvested with the proposed cooperative RF energy harvesting scheme. These analytical results will help

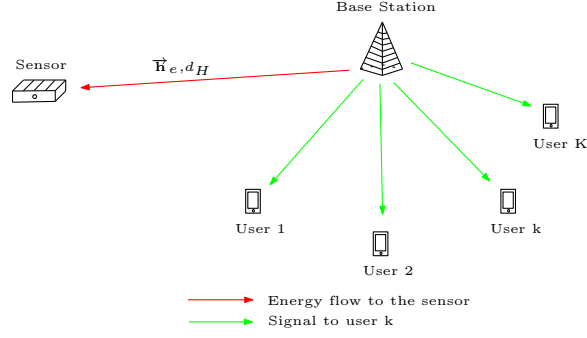


Fig. 1. System model for RUB-based cooperative RF energy harvesting.

determine the optimal energy threshold value that can satisfy requirements of certain sensing applications, while considering the negative effect on the multiuser MIMO system.

The remainder of the paper is organized as follows. In Section II, we briefly introduce the system and channel model, and mode of operation of our proposed RUB-based cooperative beam selection scheme under consideration. The performance analysis of the sensor node is investigated with numerical examples in Section III. The performance analysis of the existing RUB-based multiuser MIMO system is investigated with numerical examples in Section IV. Concluding remarks are given in Section V.

II. SYSTEM AND CHANNEL MODEL

A. System Model

We consider a single-antenna wireless sensor node deployed in the coverage area of an existing RUB-based multiuser MIMO system, which could be cellular or WiFi systems. The sensor¹ can harvest RF energy from the transmitted signal of the multiuser MIMO system, and use it as its sole energy source, as illustrated in Fig. 1. The multiuser MIMO system consists of single BS with M antennas and K ($K \geq M$) single-antenna users. The BS can serve up to M selected

¹The sensor can also be a special user of multiuser MIMO system.

users simultaneously using random orthonormal beams generated from an isotropic distribution. Let $\mathcal{W} = [\mathbf{w}_1, \mathbf{w}_2, \dots, \mathbf{w}_M]^T$ denote the set of beam vectors, assumed to be known to both the BS and its users. The transmitted signal vector from M antennas over one symbol period can be written as $\mathbf{x} = \sum_{j=1}^M \sqrt{P_j} \mathbf{w}_j s_j$, where s_j denotes the information symbol for the j th selected user. We assume that the transmission power P_T is constant and equally allocated to different active beams. Specifically, if j beams are active, the transmission power allocated to each beam is $P_j = \frac{P_T}{j}$.

B. Channel Model

We adopt a log-distance path loss plus Rayleigh block slow fading channel model for the operating environment while ignoring the shadowing effect [22]. In particular, the channel gain between the BS and the sensor remains constant over one channel coherence time, denoted by T_c , and changes to an independent value afterward. Let $\mathbf{h}_e = [h_{e1}, h_{e2}, \dots, h_{eM}]^T$ denote the fading channel gain vector from the BS to the sensor, where $h_{e_m} \in \mathcal{CN}(0, 1)$. Then the harvested energy at the sensor from the m th beam can be given by

$$E_m = \left(\frac{\eta T_c}{\Gamma d_H^\lambda} \right) \left(\frac{P_T}{m} \right) |\mathbf{h}_e^T \mathbf{w}_m|^2, \quad m = 1, 2, \dots, M, \quad (1)$$

where d_H is the distance from BS to the sensor, η is the energy harvesting efficiency, λ is the path loss exponent, ranging from 2 to 5, and Γ is a constant parameter of the log-distance model. Specifically, $\Gamma = \frac{PL(d_0)}{d_0^\lambda}$, where d_0 is a reference distance in the antenna far field, and $PL(d_0)$ is linear path loss at distance d_0 , depending on the propagation environment. For notational conciseness, we use α_m to denote the amplitude square of the projection of \mathbf{h}_e on to \mathbf{w}_m , i.e. $\alpha_m = |\mathbf{h}_e^T \mathbf{w}_m|^2$, whose probability density function (PDF) for Rayleigh fading channel under consideration is given by

$$f_{\alpha_m}(x) = e^{-x}. \quad (2)$$

C. RUB-based Cooperative Energy Harvesting

With the proposed cooperative energy harvesting scheme, the BS will select a maximal number of active beams to serve its users, while ensuring that the harvested energy at the sensor node during each coherence time is above a predefined energy threshold E_{th} .

At the beginning of each channel coherence time, the BS first estimates the channel vector from the BS to the sensor. The BS then calculates and ranks the projection amplitude square α_m for each beam, the order version of which is denoted by $\alpha_{m:M}$, where $\alpha_{1:M} \geq \alpha_{2:M} \geq \dots \geq \alpha_{M:M}$. After that, the BS calculates the total amount of RF energy that the sensor can harvest when the BS uses the m best beams, corresponding to $\alpha_{1:M}$ to $\alpha_{m:M}$. The total harvested energy, denoted by E_H , can be given by $E_H = \sum_{i=1}^m E_{i,m}$, where $E_{i,m}$ denotes the harvested energy from the i th best beam with projection amplitude square $\alpha_{i:M}$, when m best beams are used for transmission, given by

$$E_{i,m} = \left(\frac{\eta T_c}{\Gamma d_H^\lambda} \right) \left(\frac{P_T}{m} \right) \alpha_{i:M}, \quad i = 1, 2, \dots, m. \quad (3)$$

If the harvested energy with m best beams is larger than the predefined energy threshold E_{th} , whereas the harvested energy with $m+1$ best beams is less than E_{th} , i.e. $\sum_{i=1}^m E_{i,m} \geq E_{th}$, and $\sum_{i=1}^{m+1} E_{i,m+1} < E_{th}$, the BS then uses the m selected beams to serve its users. Note that with constant total transmission power used at the BS and uniform power allocation, the sensor can harvest more energy from less active beams as the transmission power concentrates on the better beams, i.e. with larger projection power. It is worth noting that the amount of harvested energy at the sensor may be smaller than E_{th} even when the BS allocates all transmission power P_T to beam j^* corresponding to $\alpha_{1:M}$, i.e. $j^* = \arg \max_j (|\mathbf{h}_e^T \mathbf{w}_j|^2)$. In this case, the BS will still use beam j^* with transmission power P_T to charge the sensor.

III. PERFORMANCE ANALYSIS FOR THE SENSOR NODE

Intuitively, larger energy threshold E_{th} will lead to a larger amount of harvested energy at the sensor, as well as a smaller number of served users and possibly smaller sum-rate for the

multiuser MIMO system. In what follows, to evaluate the energy harvesting performance, we derive the exact statistical distribution of the harvested energy over one coherence time T_c at the sensor, based on which we further calculate the closed form expression of the average harvested energy.

A. Average harvested energy

The average harvested energy over one coherence time, denoted by \bar{E}_H , can be given by

$$\bar{E}_H = \int_0^\infty x f_{E_H}(x) dx, \quad (4)$$

where $f_{E_H}(x)$ denotes the PDF of harvested energy over one coherence time. In the Appendix A, we derive the close form expression of $f_{E_H}(x)$ as

$$\begin{aligned} f_{E_H}(x) = & \sum_{m=1}^{M-1} \left\{ \sum_{i=1}^{M-m-1} \frac{(-1)^{i+1} M!}{(M-m-1-i)! m! (m-1)! i!} \sum_{j=0}^{m-1} \binom{m-1}{j} (-m)^{m-1-j} \sum_{t=0}^j \frac{j!}{(j-t)!} \left\{ \frac{(m-1-j)!}{(i+1)^{m-j}} \left(\frac{m\mu}{E_{th}} \right)^{j-t} \right. \right. \\ & e^{-\frac{m\mu x}{E_{th}}} x^{j-t-1} \left(j-t - \frac{m\mu x}{E_{th}} \right) - \left(\frac{m\mu}{E_{th}} \right)^{j-t} e^{-(i+1)(m+1)\mu} \sum_{r=0}^{m-j-1} \frac{(m-1-j)!}{(m-1-j-r)! (i+1)^{r+1}} \sum_{u=0}^{m-1-j-r} (-1)^u \\ & \binom{m-1-j-r}{u} \left(\frac{m\mu}{E_{th}} \right)^u [(m+1)\mu]^{m-1-j-r-u} e^{im\mu \frac{x}{E_{th}}} x^{j-t+u-1} \left(j-t+u + \frac{im\mu x}{E_{th}} \right) + e^{-(i+1)(m+1)\mu} \\ & \sum_{s=0}^{j-t} \binom{j-t}{s} (-1)^s [(m+1)\mu]^{j-t-s} \sum_{r=0}^{m-1-j+s} \frac{(m-1-j+s)!}{(m-1-j+s-r)! i^{r+1}} \sum_{u=0}^{m-1-j+s-r} (-1)^u \binom{m-1-j+s-r}{u} \\ & \left(\frac{m\mu}{E_{th}} \right)^u [(m+1)\mu]^{m-1-j+s-r-u} x^{u-1} e^{im\mu \frac{x}{E_{th}}} \left(u + \frac{im\mu x}{E_{th}} \right) \Big\} - \frac{M!}{(M-m-1)! m! (m-1)!} \sum_{j=0}^{m-1} \binom{m-1}{j} (-m)^{m-1-j} \\ & \sum_{t=0}^j \frac{j!}{(j-t)!} \left\{ e^{-(m+1)\mu} \sum_{s=0}^{j-t} \binom{j-1}{s} (-1)^s \frac{m\mu}{E_{th}} [(m+1)\mu]^{j-t-s} \left[(m+1)\mu - \frac{m\mu x}{E_{th}} \right]^{m-1-j+s} + (m-1-j)! \left(\frac{m\mu}{E_{th}} \right)^{j-t} \right. \\ & e^{-m\mu \frac{x}{E_{th}}} x^{j-t-1} \left(j-t - \frac{m\mu x}{E_{th}} \right) - \left(\frac{m\mu}{E_{th}} \right)^{j-t} e^{-(m+1)\mu} \sum_{r=0}^{m-j-1} \frac{(m-1-j)!}{(m-1-j-r)!} \sum_{u=0}^{m-1-j-r} (-1)^u \binom{m-1-j-r}{u} \\ & \left. \left(\frac{m\mu}{E_{th}} \right)^u [(m+1)\mu]^{m-1-j-r-u} (j-t+u) x^{j-t+u-1} \right\} \Big\} \mathcal{U} \left(\left(1 + \frac{1}{m} \right) E_{th} - x \right) \mathcal{U}(x - E_{th}) + \frac{\mu M}{E_{th}} e^{-\frac{\mu x}{E_{th}}} \\ & (1 - e^{-\frac{\mu x}{E_{th}}})^{M-1} \mathcal{U}(E_{th} - x) + \sum_{s=0}^{M-1} \left\{ - (M-1-s) + \frac{M\mu x}{E_{th}} \right\} \frac{(M\mu)^{M-1-s} x^{M-2-s} e^{-\frac{M\mu x}{E_{th}}}}{(M-1-s)! E_{th}^{M-1-s}} \mathcal{U}(x - E_{th}), \end{aligned} \quad (5)$$

where μ is a constant value equal to $\frac{E_{th} \Gamma d_H^\lambda}{\eta T_1 P_T}$ for notational conciseness. By substituting (5) into (4) and carrying out integrations, the closed form expression of the average harvested energy

over one coherence time can be calculated as

$$\begin{aligned}
\bar{E}_H = & \sum_{m=1}^{M-1} \left\{ - \sum_{i=1}^{M-m-1} \frac{(-1)^i M!}{(M-m-1-i)! m! (m-1)! i!} \sum_{j=0}^{m-1} \binom{m-1}{j} (-m)^{m-1-j} \sum_{t=0}^j \frac{j!}{(j-t)!} \left\{ \frac{(m-1-j)!}{(i+1)^{m-j}} \left(\frac{m\mu}{E_{th}} \right)^{j-t} \right. \right. \\
& \left\{ (j-t) \sum_{r=0}^{j-t} \frac{(j-t)!}{(j-t-r)!} \left(\frac{E_{th}}{m\mu} \right)^{r+1} E_{th}^{j-t-r} e^{-m\mu} \left[1 - \left(1 + \frac{1}{m} \right)^{j-t-r} e^{-\mu} \right] - \frac{m\mu}{E_{th}} \sum_{r=0}^{j-t+1} \frac{(j-t+1)!}{(j-t+1-r)!} \right. \\
& \left. \left(\frac{E_{th}}{m\mu} \right)^{r+1} E_{th}^{j-t+1-r} e^{-m\mu} \left[1 - \left(1 + \frac{1}{m} \right)^{j-t+1-r} e^{-\mu} \right] \right\} - \left(\frac{m\mu}{E_{th}} \right)^{j-t} e^{-(i+1)(m+1)\mu} \sum_{r=0}^{m-j-1} \frac{(m-1-j)!}{(m-1-j-r)! (i+1)^{r+1}} \\
& \sum_{u=0}^{m-1-j-r} (-1)^u \binom{m-1-j-r}{u} \left(\frac{m\mu}{E_{th}} \right)^u [(m+1)\mu]^{m-1-j-r-u} \left\{ (j-t+u) \sum_{v=0}^{j-t+u} \frac{(j-t+u)!}{(j-t+u-v)!} (-1)^v \left(\frac{E_{th}}{im\mu} \right)^{v+1} \right. \\
& E_{th}^{j-t+u-v} e^{im\mu} \left[\left(1 + \frac{1}{m} \right)^{j-t+u-v} e^{i\mu} - 1 \right] + \frac{im\mu}{E_{th}} \sum_{v=0}^{j-t+u+1} \frac{(j-t+u+1)!}{(j-t+u+1-v)!} (-1)^v \left(\frac{E_{th}}{im\mu} \right)^{v+1} E_{th}^{j-t+u+1-v} e^{im\mu} \\
& \left. \left[\left(1 + \frac{1}{m} \right)^{j-t+u+1-v} e^{i\mu} - 1 \right] \right\} + e^{-(i+1)(m+1)\mu} \sum_{s=0}^{j-t} \binom{j-t}{s} (-1)^s [(m+1)\mu]^{j-t-s} \\
& \sum_{r=0}^{m-1-j+s} \frac{(m-1-j+s)!}{(m-1-j+s-r)! i^{r+1}} \sum_{u=0}^{m-1-j+s-r} (-1)^u \binom{m-1-j+s-r}{u} \left(\frac{m\mu}{E_{th}} \right)^u [(m+1)\mu]^{m-1-j+s-r-u} \\
& \left\{ u \sum_{v=0}^u \frac{u!}{(u-v)!} (-1)^v \left(\frac{E_{th}}{im\mu} \right)^{v+1} E_{th}^{u-v} e^{im\mu} \left[\left(1 + \frac{1}{m} \right)^{u-v} e^{i\mu} - 1 \right] + \frac{im\mu}{E_{th}} \sum_{v=0}^{u+1} \frac{(u+1)!}{(u+1-v)!} (-1)^v \left(\frac{E_{th}}{im\mu} \right)^{v+1} \right. \\
& E_{th}^{u+1-v} e^{im\mu} \left[\left(1 + \frac{1}{m} \right)^{u+1-v} e^{i\mu} - 1 \right] \left. \right\} - \frac{M!}{(M-m-1)! m! (m-1)!} \sum_{j=0}^{m-1} \binom{m-1}{j} (-m)^{m-1-j} \\
& \sum_{t=0}^j \frac{j!}{(j-t)!} \left\{ e^{-(m+1)\mu} \sum_{s=0}^{j-t} \binom{j-t}{s} (-1)^s \frac{m\mu}{E_{th}} [(m+1)\mu]^{j-t-s} \sum_{u=0}^{m-1-j+s} (-1)^u \binom{m-1-j+s}{u} \left(\frac{m\mu}{E_{th}} \right)^u \right. \\
& [(m+1)\mu]^{m-1-j+s-u} \frac{E_{th}^{u+2}}{u+2} \left[\left(1 + \frac{1}{m} \right)^{u+2} - 1 \right] + (m-1-j)! \left(\frac{m\mu}{E_{th}} \right)^{j-t} \left\{ (j-t) \sum_{v=0}^{j-t} \frac{(j-t)!}{(j-t-v)!} \left(\frac{E_{th}}{m\mu} \right)^{v+1} \right. \\
& E_{th}^{j-t-v} e^{-m\mu} \left[1 - \left(1 + \frac{1}{m} \right)^{j-t-v} e^{-\mu} \right] - \frac{m\mu}{E_{th}} \sum_{v=0}^{j-t+1} \frac{(j-t+1)!}{(j-t+1-v)!} \left(\frac{E_{th}}{m\mu} \right)^{v+1} E_{th}^{j-t+1-v} e^{-m\mu} \\
& \left. \left[1 - \left(1 + \frac{1}{m} \right)^{j-t+1-v} e^{-\mu} \right] \right\} - \left(\frac{m\mu}{E_{th}} \right)^{j-t} e^{-(m+1)\mu} \sum_{r=0}^{m-j-1} \frac{(m-1-j)!}{(m-1-j-r)!} \sum_{u=0}^{m-1-j-r} (-1)^u \binom{m-1-j-r}{u} \\
& \left(\frac{m\mu}{E_{th}} \right)^u [(m+1)\mu]^{m-1-j-r-u} \frac{j-t+u}{j-t+u+1} E_{th}^{j-t+u+1} \left[\left(1 + \frac{1}{m} \right)^{j-t+u+1} - 1 \right] \left. \right\} + \frac{\mu M}{E_{th}} \sum_{s=0}^{M-1} (-1)^s \binom{M-1}{s} \\
& \frac{E_{th}^2}{(s+1)\mu} \left\{ \frac{1 - e^{-(s+1)\mu}}{(s+1)\mu} - e^{-(s+1)\mu} \right\} + \sum_{s=0}^{M-1} \frac{(M\mu)^{M-1-s}}{(M-1-s)! E_{th}^{M-1-s}} \left\{ - (M-1-s) \sum_{v=0}^{M-1-s} \frac{(M-1-s)!}{(M-1-s-v)!} \right. \\
& \left. \left(\frac{E_{th}}{M\mu} \right)^{v+1} E_{th}^{M-1-s-v} e^{-M\mu} + \frac{M\mu}{E_{th}} \sum_{v=0}^{M-s} \frac{(M-s)!}{(M-s-v)!} \left(\frac{E_{th}}{M\mu} \right)^{v+1} E_{th}^{M-s-v} e^{-M\mu} \right\}. \tag{6}
\end{aligned}$$

B. Numerical examples

We assume the same system parameters for RF energy harvesting as in [17]. In particular, the transmission power of the BS is $P_T = 10kW$. The distance from BS to the sensor is $d_H = 100$ meters. The pass loss exponent λ is assumed to be 3, and the channel coherence time T_c be $100ms$.

In Fig. 2, we plot the PDF of the harvested energy with $E_{th} = 0.006J$ for $M = 4$ antennas. As we can see, the harvested energy concentrates around the energy threshold E_{th} , as expected.

In Fig. 3, we plot the average harvested energy \bar{E}_h as a function of the energy threshold E_{th} for different antenna number M . We can see the average harvested energy at the sensor quickly increases as E_{th} increased, and gradually converges to a constant value when E_{th} is large. This is because when E_{th} is large enough, the BS will only use the best beam to charge the sensor. We also observe that more antennas leads to smaller average harvested energy when E_{th} is small, and larger average harvested energy when E_{th} is large. This is because when E_{th} is small, more antennas leads to more potential active beams, which leads to wider distribution of BS transmit power. When E_{th} is large, the sensor can enjoy more benefits from best beam selection. When E_{th} is 0, the MIMO system serves its users with all beams, and the amount of energy that the sensor can harvest is the same as [17] without considering energy sensitivity and storage capacity.

IV. PERFORMANCE ANALYSIS FOR MULTIUSER MIMO SYSTEM

In this section, we will analyze the performance of the multiuser MIMO system with proposed cooperative energy harvesting scheme. We first calculate the distribution of the number of active beams that the BS can use for transmission, based on which we further carry out accurate sum-rate analysis for the multiuser MIMO system.

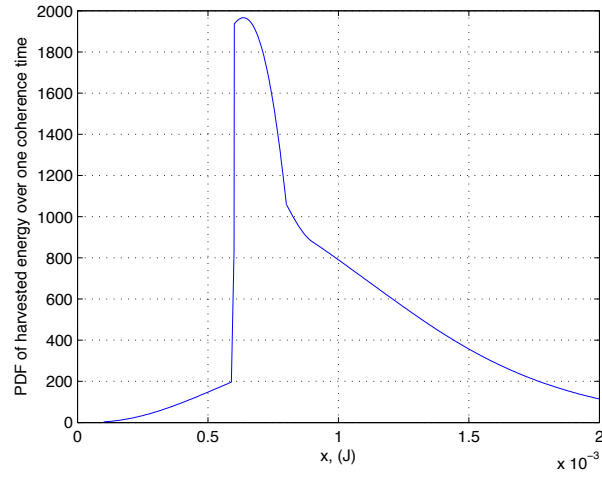


Fig. 2. Distribution of harvested energy at the sensor.

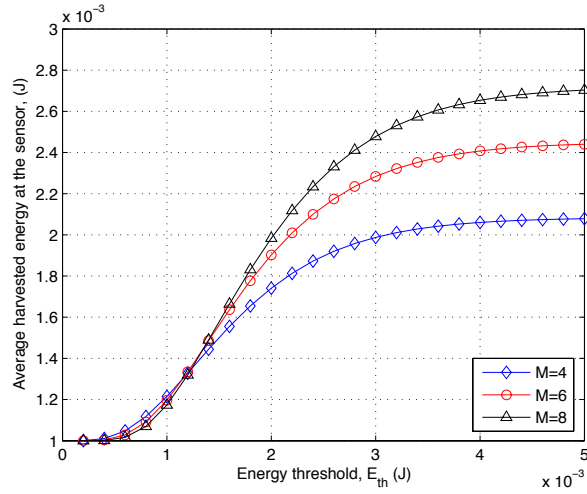


Fig. 3. Average harvested energy at the sensor.

A. Distribution of the number of active beams

In the following, we derive the probability mass function (PMF) of the number of active beams that the BS can use for transmission, M_a , which will be applied to the sum-rate analysis of the existing system. According to the RUB-based cooperative energy harvesting scheme, the

PMF of the number of active beams M_a can be mathematically given by

$$\Pr[M_a = m] = \begin{cases} \Pr \left[\sum_{i=1}^m E_{i,m} \geq E_{th}, \sum_{i=1}^{m+1} E_{i,m+1} < E_{th} \right], & 1 < m < M, \\ \Pr \left[\sum_{i=1}^M E_{i,M} \geq E_{th} \right], & m = M, \end{cases} \quad (7)$$

which can be further calculated as

$$\Pr[M_a = m] = \begin{cases} \int_0^\mu \int_{m\mu}^{(m+1)\mu-x} f_{\alpha_{m+1:M}, z_m}(x, y) dx dy, & 1 < m < M, \\ \int_{m\mu}^\infty f_{z_m}(x) dx, & m = M, \end{cases} \quad (8)$$

where $f_{z_m}(x)$, and $f_{\alpha_{m+1:M}, z_m}(x)$ are the marginal and joint PDFs of $\alpha_{m+1:M}$ and z_m . Specifically, the BS can use only one beam for transmission when the harvested RF energy at the sensor from the best beam j^* , i.e. $E_{1,1}$ is less than E_{th} , or when the harvested RF energy $E_{1,1}$ is larger than E_{th} , and $\sum_{i=1}^2 E_{i,2}$ is less than E_{th} . Then the probability that only one beam is active can be mathematically given by

$$\Pr[M_a = 1] = \Pr[E_{1,1} < E_{th}] + \Pr[E_{1,1} \geq E_{th}, E_{1,2} + E_{2,2} < E_{th}], \quad (9)$$

which can be calculated as

$$\Pr[M_a = 1] = \int_0^\mu f_{z_1}(x) dx + \int_0^\mu \int_\mu^{2\mu-x} f_{\alpha_{2:M}, z_1}(x, y) dx dy. \quad (10)$$

By substituting (16) into (10), (17) and (18) into (8), and carrying out integrations, the closed form of the probability mass function (PMF) of the active beam number can be calculated as

$$\Pr[M_a = m] = \begin{cases} (1 - e^{-\mu})^M + \sum_{i=1}^{M-2} \frac{(-1)^i M!}{(M-2-i)! i!} \left\{ \frac{e^{-\mu}}{i+1} \left[1 - e^{-(i+1)\mu} \right] - \frac{e^{-2\mu}}{i} \left[1 - e^{-i\mu} \right] \right\} + \frac{M!}{(M-2)!} \left\{ e^{-\mu} (1 - e^{-\mu}) - \mu e^{-2\mu} \right\}, & m = 1, \\ \sum_{i=1}^{M-m-1} \frac{(-1)^i M!}{(M-m-1-i)! m! (m-1)! i!} \sum_{j=0}^{m-1} \binom{m-1}{j} (-m)^{m-1-j} \\ \sum_{t=0}^j \frac{j!}{(j-t)!} \left\{ e^{-m\mu} (m\mu)^{j-t} \left[\frac{(m-1-j)!}{(i+1)^{m-j}} \right. \right. \\ \left. \left. - \sum_{r=0}^{m-j-1} \frac{(m-1-j)! \mu^{m-1-j-r} e^{-(i+1)\mu}}{(m-1-j-r)! (i+1)^{r+1}} \right] \right. \\ \left. - e^{-(m+1)\mu} \sum_{s=0}^{j-t} \binom{j-t}{s} (-1)^s [(m+1)\mu]^{j-t-s} \right. \\ \left. \left[\frac{(m-1-j+s)!}{i^{m-j+s}} - \sum_{r=0}^{m-1-j+s} \frac{(m-1-j+s)! \mu^{m-1-j+s-r} e^{-i\mu}}{(m-1-j+s-r)! i^{r+1}} \right] \right\} \\ + \frac{M!}{(M-m-1)! m! (m-1)!} \sum_{j=0}^{m-1} \binom{m-1}{j} (-m)^{m-1-j} \\ \sum_{t=0}^j \frac{j!}{(j-t)!} \left\{ e^{-m\mu} (m\mu)^{j-t} \left[(m-1-j)! \right. \right. \\ \left. \left. - \sum_{r=0}^{m-j-1} \frac{(m-1-j)! \mu^{m-1-j-r} e^{-\mu}}{(m-1-j-r)!} \right] \right. \\ \left. - e^{-(m+1)\mu} \sum_{s=0}^{j-t} \binom{j-t}{s} (-1)^s [(m+1)\mu]^{j-t-s} \frac{\mu^{m-j+s}}{m-j+s} \right\}, & 1 < m < M, \\ \sum_{s=0}^{m-1} \frac{e^{-m\mu} (m\mu)^{m-1-s}}{(m-1-s)!}, & m = M. \end{cases} \quad (11)$$

In Fig. 4, we plot the probability mass function (PMF) of the number of active beams needed for $M = 8$ antennas. The PMF obtained through monte carlo simulation are also presented. As we can see, the analytical result matches the simulation result perfectly, which verify our analytical derivation.

B. Sum-rate of multiuser MIMO system

The average sum-rate of the multiuser MIMO system can be calculated as

$$R = \sum_{i=1}^M \Pr[M_a = i] R_{M_a}, \quad (12)$$

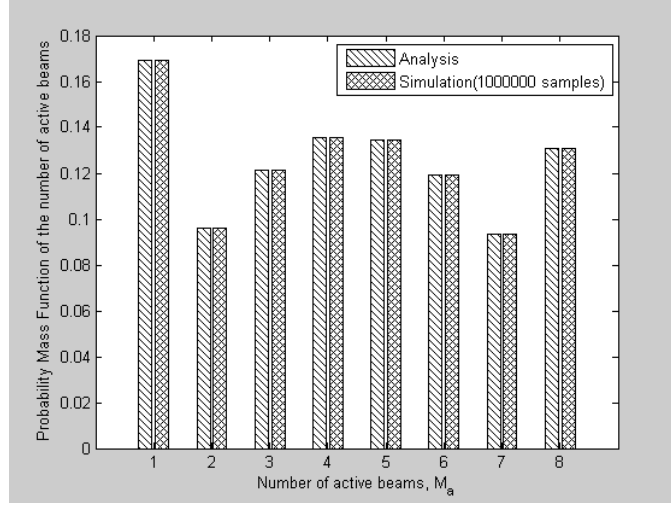


Fig. 4. Distribution of the number of active beams.

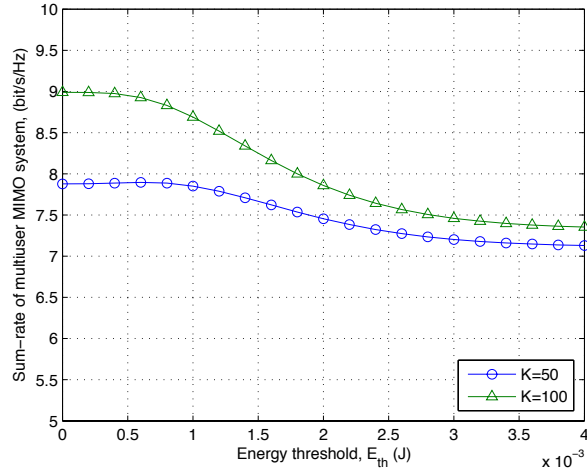


Fig. 5. Sum-rate of multiuser MIMO system for $M=4$ antennas.

where $\Pr[M_a = i]$ represents the probability that M_a beams are active, which has been given in (11), R_{M_a} denotes the average sum-rate of the existing system conditioning on M_a beams are active, which can be calculated using the user selection scheme in [23].

In Fig. 5, we plot the average sum-rate of the multiuser MIMO system as a function of the

energy threshold E_{th} for different user number K for $M=4$ antennas, assuming the user selection scheme proposed in [23]. We can observe that larger user number leads to larger sum-rate, due to user selection. We also observe that the sum-rate reduces gradually to a constant value with the increase of E_{th} . This is because when E_{th} is large, the BS will only use the best beam, from the energy harvesting perspective, to serve its selected user. Combined with Fig. 3, we can see there exists a tradeoff of average harvested energy at the sensor versus sum-rate of the multiuser MIMO system. In particular, larger E_{th} leads to larger average harvested energy, but smaller sum-rate. We can achieve desired energy harvesting performance by properly adjusting E_{th} at the expense of certain sum-rate degradation.

V. CONCLUSION

We proposed a RUB-based cooperative beam selection scheme, using which the existing multiuser MIMO system can help increase the amount of harvested energy of wireless sensor nodes. We obtained the closed form expression of the distribution of harvested energy and the average harvested energy of the sensor node, based on which, we investigate the tradeoff of the average harvested energy versus the sum-rate of the multiuser MIMO system. The analytical results will greatly help improve the performance of sensor implementation powered by RF energy harvesting for the appropriate sensing applications.

APPENDIX A

DISTRIBUTION OF HARVESTED ENERGY OVER ONE COHERENCE TIME

Conditioning on the number of active beams for transmission, denoted by M_a , the cumulative distribution function (CDF) of E_H can be represented as

$$F_{E_H}(x) = \sum_{m=1}^M \Pr[E_H < x, M_a = m]. \quad (13)$$

According to our proposed cooperative beam selection scheme, the number of active beams M_a is equal to m ($1 < m < M$) if and only if $\sum_{i=1}^m E_{i,m} \geq E_{th}$, and $\sum_{i=1}^{m+1} E_{i,m+1} < E_{th}$.

Furthermore, the number of active beams M_a is equal to 1 if the energy threshold E_{th} can not be satisfied with all transmission power P_T allocated to the best beam, i.e., $E_{1,1} < E_{th}$, and equal to M if the harvested energy is larger than E_{th} with P_T allocated to all M beams, i.e., $\sum_{i=1}^M E_{i,M} \geq E_{th}$. Therefore, we can rewrite (13) as

$$F_{E_H}(x) = \sum_{m=1}^{M-1} \Pr \left[\sum_{i=1}^m E_{i,m} < x, \sum_{i=1}^m E_{i,m} \geq E_{th}, \sum_{i=1}^{m+1} E_{i,m+1} < E_{th} \right] \\ + \Pr[E_{1,1} < x, E_{1,1} < E_{th}] + \Pr \left[\sum_{i=1}^M E_{i,M} < x, \sum_{i=1}^M E_{i,M} \geq E_{th} \right]. \quad (14)$$

For notational conciseness, we denote the sum of the m largest projection amplitude square from $\alpha_{1:M}$ to $\alpha_{m:M}$ as z_m , i.e. $z_m = \sum_{i=1}^m \alpha_{i:M}$. It follows that $\sum_{i=1}^m E_{i,m} = \left(\frac{\eta T_c}{\Gamma d_H^\lambda} \right) \left(\frac{P_T}{m} \right) z_m$. Then (14) can be mathematically calculated as

$$F_{E_H}(x) = \sum_{m=1}^{M-1} \left\{ \int_0^\mu \int_{m\mu}^{(m+1)\mu-y} f_{\alpha_{m+1:M}, z_m}(y, z) dy dz - \int_0^{(m+1)\mu - \frac{m\mu x}{E_{th}}} \int_{\frac{m\mu x}{E_{th}}}^{(m+1)\mu-y} f_{\alpha_{m+1:M}, z_m}(y, z) dy dz \right\} \\ + \int_0^{\frac{\mu x}{E_{th}}} f_{z_1}(y) dy + \int_{\frac{M\mu x}{E_{th}}} f_{z_M}(y) dy, \quad (15)$$

where μ is a constant value equal to $\frac{E_{th} \Gamma d_H^\lambda}{\eta T_1 P_T}$ for notational conciseness, $f_{z_1}(x)$, $f_{z_m}(x)$, and $f_{\alpha_{m+1:M}, z_m}(x)$ denote the PDF of z_1 , z_m , and the joint PDF of α_{m+1} and z_m , respectively, the closed-form expression of which can be obtained as [21],

$$f_{z_1}(x) = M e^{-x} (1 - e^{-x})^{M-1}, \quad (16)$$

$$f_{z_m}(x) = \frac{M!}{(M-m)!m!} e^{-x} \left[\frac{x^{m-1}}{(m-1)!} + \sum_{j=1}^{M-m} (-1)^{m+j-1} \frac{(M-m)!}{(M-m-j)!j!} \left(\frac{m}{j} \right)^{m-1} \left(e^{-\frac{jx}{m}} - \sum_{t=0}^{m-2} \frac{1}{t!} \left(-\frac{jx}{m} \right)^t \right) \right], \quad (17)$$

and

$$f_{\alpha_{m+1:M}, z_m}(x, y) = \sum_{i=0}^{M-m-1} \frac{(-1)^i M! (y - mx)^{m-1} e^{-y-(i+1)x}}{(M-m-1-i)! m! (m-1)! i!}, \quad y \geq mx, \quad (18)$$

respectively. By substituting (16)(17) and (18) into (13) and carrying out integrations, the CDF of the harvested energy over one coherence time can be calculated as

$$\begin{aligned}
F_{E_H}(x) = & (1 - e^{-\mu \frac{x}{E_{th}}})^M \mathcal{U}(E_{th} - x) + \left\{ 1 - \sum_{s=0}^{M-1} \frac{e^{-M\mu} (M\mu)^{M-1-s}}{(M-1-s)!} - (1 - e^{-\mu})^M - \sum_{m=1}^{M-1} \sum_{i=1}^{M-m-1} \right. \\
& \frac{(-1)^i M!}{(M-m-1-i)! m! (m-1)! i!} \sum_{j=0}^{m-1} \binom{m-1}{j} (-m)^{m-1-j} \sum_{t=0}^j \frac{j!}{(j-t)!} \left\{ e^{-m\mu \frac{x}{E_{th}}} \left(m\mu \frac{x}{E_{th}} \right)^{j-t} \left[\frac{(m-1-j)!}{(i+1)^{m-j}} \right. \right. \\
& \left. \left. - \sum_{r=0}^{m-j-1} \frac{(m-1-j)! [(m+1)\mu - m\mu \frac{x}{E_{th}}]^{m-1-j-r} e^{-(i+1)[(m+1)\mu - m\mu \frac{x}{E_{th}}]}}{(m-1-j-r)! (i+1)^{r+1}} \right] - e^{-(m+1)\mu} \sum_{s=0}^{j-t} \binom{j-t}{s} \right. \\
& \left. (-1)^s [(m+1)\mu]^{j-t-s} \left[\frac{(m-1-j+s)!}{i^{m-j+s}} - \sum_{r=0}^{m-1-j+s} \frac{(m-1-j+s)!}{(m-1-j+s-r)! i^{r+1}} e^{-i[(m+1)\mu - m\mu \frac{x}{E_{th}}]} \right. \right. \\
& \left. \left. [(m+1)\mu - m\mu \frac{x}{E_{th}}]^{m-1-j+s-r} \right] \right\} + \frac{M!}{(M-m-1)! m! (m-1)!} \sum_{j=0}^{m-1} \binom{m-1}{j} (-m)^{m-1-j} \sum_{t=0}^j \frac{j!}{(j-t)!} \\
& \left\{ e^{-m\mu \frac{x}{E_{th}}} \left(m\mu \frac{x}{E_{th}} \right)^{j-t} [(m-1-j)! - \sum_{r=0}^{m-j-1} \frac{(m-1-j)!}{(m-1-j-r)!} [(m+1)\mu - m\mu \frac{x}{E_{th}}]^{m-1-j-r} \right. \\
& \left. e^{-[(m+1)\mu - m\mu \frac{x}{E_{th}}]} - e^{-(m+1)\mu} \sum_{s=0}^{j-t} \binom{j-t}{s} (-1)^s [(m+1)\mu]^{j-t-s} \frac{[(m+1)\mu - m\mu \frac{x}{E_{th}}]^{m-j+s}}{m-j+s} \right\} \\
& \mathcal{U}\left(\left(1 + \frac{1}{m}\right)E_{th} - x\right) \mathcal{U}(x - E_{th}) \Bigg\} + \left\{ (1 - e^{-\mu})^M + \sum_{s=0}^{M-1} \left\{ e^{-M\mu} - e^{-M\mu \frac{x}{E_{th}}} \left(\frac{x}{E_{th}} \right)^{M-1-s} \right\} \right. \\
& \left. \frac{(M\mu)^{M-1-s}}{(M-1-s)!} \right\} \mathcal{U}(x - E_{th}). \tag{19}
\end{aligned}$$

After taking derivative with respect to x , the PDF of $F_{E_H}(x)$ is derived and given in (5).

REFERENCES

- [1] I. Akyildiz, W. Su, Y. Sankarasubramaniam, and E. Cayirci, "A survey on sensor networks," *Communications Magazine*, *IEEE*, vol. 40, no. 8, pp. 102-114, Aug. 2002.
- [2] W. Seah, Z. A. Eu, and H.-P. Tan, "Wireless sensor networks powered by ambient energy harvesting (wsn-heap) - survey and challenges," in *Wireless Communication, Vehicular Technology, Information Theory and Aerospace Electronic Systems Technology, 2009. Wireless VITAE 2009. 1st International Conference*, pp. 1-5, May 2009.
- [3] S. Sudevalayam and P. Kulkarni, "Energy harvesting sensor nodes: survey and implications," *Communications Surveys Tutorials*, *IEEE*, vol. 13, no. 3, pp. 443-461, 2011.
- [4] C. Alippi and C. Galperti, "An adaptive system for optimal solar energy harvesting in wireless sensor network nodes," *IEEE Trans. on Circuits and Systems*, vol. 55, no. 6, pp. 1742-1750, July 2008.
- [5] M. Weimer, T. Paing, and R. Zane, "Remote area wind energy harvesting for low-power autonomous sensors," in *37th IEEE Power Electronics Specialists Conference*, pp. 1-5, June 2006.

- [6] L. Mateu, C. Codrea, N. Lucas, M. Pollak, and P. Spies, "Energy harvesting for wireless communication systems using thermogenerators," in *Proc. of the XXI Conference on Design of Circuits and Integrated Systems (DCIS)*, Barcelona, Spain, Nov. 2006.
- [7] Y. K. Tan, K. Y. Hoe, and S. K. Panda, "Energy harvesting using piezoelectric igniter for self-powered radio frequency (RF) wireless sensors," in *Proc. of IEEE Intl Conference on Industrial Technology (ICIT)*, pp. 1711-1716, Dec. 2006.
- [8] T. Le, K. Mayaram, and T. Fiez, "Efficient far-field radio frequency energy harvesting for passively powered sensor networks," *Solid-State Circuits, IEEE Journal of*, vol. 43, no. 5, pp. 1287-1302, May 2008.
- [9] V. Liu, A. Parks, V. Talla, S. Gollakota, D. Wetherall, and J. R. Smith, "Ambient backscatter: wireless communication out of thin air," in *Proc. ACM SIGCOMM*, pp. 1-13, Aug. 2013.
- [10] U. Baroudi, A. Qureshi, V. Talla, S. Gollakota, S. Mekid, and A. Bouhraoua, "Radio frequency energy harvesting characterization: an experimental study," in *Proc. IEEE TSPCC*, pp. 1976-1981, Feb. 2012.
- [11] Powercast Corporation, "TX91501 users manual and P2110s datasheet," <http://www.powercastco.com>.
- [12] L. R. Varshney, "Transporting information and energy simultaneously," in *Proc. IEEE Int. Symp. Inf. Theory (ISIT)*, pp. 1612-1616, July 2008.
- [13] P. Grover and A. Sahai, "Shannon meets Tesla: wireless information and power transfer," in *Proc. IEEE Int. Symp. Inf. Theory (ISIT)*, pp. 2363-2367, June 2010.
- [14] S. Park, J. Heo, B. Kim, W. Chung, H. Wang, and D. Hong, "Optimal mode selection for cognitive radio sensor networks with RF energy harvesting," in *Proc. IEEE PIMRC*, pp. 2155-2159, 2012.
- [15] L. Liu, R. Zhang, and K. Chua, "Wireless information transfer with opportunistic energy harvesting," *IEEE Trans. Wireless Commun.*, vol. 12, no. 1, pp. 288-300, Jan. 2013.
- [16] S. Luo, R. Zhang, and T. J. Lim, "Optimal save-then-transmit protocol for energy harvesting wireless transmitters," *IEEE Trans. Wireless Commun.*, vol. 12, no. 3, pp. 1196-1207, Mar. 2013.
- [17] T.-Q. Wu and H.-C. Yang, "On the performance of overlaid wireless sensor transmission with RF energy harvesting", submitted to *IEEE Trans. Wireless Commun.*.
- [18] R. Zhang and C. K. Ho, "MIMO broadcasting for simultaneous wireless information and power transfer," *IEEE Trans. Wireless Commun.*, vol. 12, no. 5, pp. 1989-2001, May 2013.
- [19] K. K. J. Chung, C.-S. Hwang, and Y. K. Kim, "A random beamforming technique in MIMO systems exploiting multiuser diversity," *IEEE J. Sel. Areas Commun.*, vol. SAC-21, no. 5, pp. 848-855, June 2003.
- [20] M. Sharif and B. Hassibi, "On the capacity of MIMO broadcast channels with partial side information," *IEEE Trans. Inf. Theory*, vol. 51, no. 2, pp. 506-522, Feb. 2005.
- [21] H.-C. Yang and M.-S. Alouini, *Order Statistics in Wireless Communications*. Cambridge University Press, 2011.
- [22] A. Goldsmith, *Wireless Communications*. Cambridge University Press, 2005.
- [23] H.-C. Yang, P. Lu, H.-K. Sung, and Y.-C. Ko, "Exact sum-rate analysis of MIMO broadcast channel with random unitary beamforming", *IEEE Trans. Commun.*, vol. 59, no. 11, pp. 2982-2986, Nov. 2011.