

Localization of a spin-orbit coupled Bose-Einstein condensate in a bichromatic optical lattice

Yongshan Cheng^{1*}, Gaohui Tang^{1 †}, and S. K. Adhikari^{2‡}

¹*Department of Physics, Hubei Normal University, Huangshi 435002, People's Republic of China*

²*Instituto de Física Teórica, UNESP - Universidade Estadual Paulista, 01.140-070 São Paulo, São Paulo, Brazil*

(Dated: April 1, 2024)

We study the localization of a noninteracting and weakly interacting Bose-Einstein condensate (BEC) with spin-orbit coupling loaded in a quasiperiodic bichromatic optical lattice potential using the numerical solution and variational approximation of a binary mean-field Gross-Pitaevskii equation with two pseudo-spin components. We confirm the existence of the stationary localized states in the presence of the spin-orbit and Rabi couplings for an equal distribution of atoms in the two components. We find that the interaction between the spin-orbit and Rabi couplings favors the localization or delocalization of the BEC depending on the phase difference between the components. We also studied the oscillation dynamics of the localized states for an initial population imbalance between the two components.

PACS numbers: 03.75.Mn, 03.75.Kk, 71.70.Ej, 72.15.Rn

I. INTRODUCTION

The first experimental observation of spin-orbit (SO) coupling in Bose-Einstein condensates (BECs) [1] has stimulated widespread experimental and theoretical discussions in different fields. Spin-orbit coupled cold atoms represent a fascinating and fast developing area of research and lead to rich physical effects [2]. In ultracold atomic systems, a variety of synthetic SO coupling can be engineered by two counter-propagating Raman lasers that couple two hyperfine ground states, and most experimental parameters can be controlled at will by optical or magnetic means [3]. Using this technique, the SO coupling has been created in the atomic Fermi [4] and Bose gases [1, 5]. Motivated by these experimental breakthroughs, a great number of theoretical activities have been devoted to the SO-coupled BEC including superfluidity [6], vortex structure [7], and soliton [8] of a SO-coupled BEC. There have also been extensive theoretical efforts toward understanding the physics of the SO-coupled Fermi gases [9]. A generic binary mean-field Gross-Pitaevskii (GP) equation is derived in Refs. [10] which provide the starting point for the theoretical study of many-body dynamics in SO-coupled BECs. Similar models are also derived in other studies [11], and have been employed in investigating the localized-modes [12] and other topics of SO-coupled BECs [13, 14].

Another topic of current interest is the localization of a BEC in a disorder potential. Since Anderson predicted the localization of a noninteracting electron wave in solids with a disorder potential about 50 years ago [15], localization phenomena have been studied in different types of waves including the atomic matter waves. Two ex-

perimental groups reported the localization of a noninteracting BEC in two different kinds of one-dimensional (1D) disordered potentials. Billy *et al.* [16] observed the exponential tail of the spatial density distribution of a ⁸⁷Rb BEC after releasing it into a 1D waveguide with a controlled disorder potential created by a laser speckle. Roati *et al.* [17] observed the localization of a noninteracting ³⁹K BEC in a 1D quasiperiodic bichromatic optical lattice (OL) potential. A bichromatic OL is realized by a primary lattice perturbed by a weak secondary lattice with incommensurate wavelength [18]. The experimental realizations of three-dimensional (3D) localization of a spin-polarized Fermi gas of ⁴⁰K [19] atoms and a BEC of ⁸⁷Rb [20] atoms in a 3D speckle potential were also reported. Much theoretical work has been done about Anderson localization of a BEC [21]. Recently, some theoretical investigations have been reported for the localization of a SO-coupled particle moving in a 1D quasiperiodic potential [22] and random potential [23].

In this paper, we investigate the statics and dynamics of localization of a noninteracting and weakly interacting BEC with Rabi and SO couplings, trapped in a 1D quasiperiodic bichromatic OL potential – similar to the one used in the experiment of Roati *et al.* [17] – using a mean-field GP equation with two pseudo-spin components. The localized states are stationary for an equal occupation in the pseudo-spin states. But when there is a population imbalance, spontaneous oscillation between the two pseudo-spin components of the localized state takes place. We restrict ourselves to a study of the effect of the phase difference between the components, and of the SO and Rabi couplings on the statics and dynamics of localization. Within a range of parameters, most of the atoms can be localized in a single OL site and the density profiles of the localized BEC are quite similar to a Gaussian shape, and the variational approximation can be used for some analytical understanding of the localized states [24]. In view of the SO coupling, for the initial ansatz of the wave function we choose in our anal-

*yong_shan@163.com

†tgh19900201@163.com

‡adhikari@ift.unesp.br; URL: www.ift.unesp.br/users/adhikari

ysis has a somewhat more complicated form in order to get an understanding of the characteristic of the localized BECs. The stability criterion of the stationary localized states is discussed by performing a standard linear stability analysis. We also study the tails of the localized states, where we focus on the spatially extended nature of wave functions with exponential decay corresponding to a weak Anderson localization [15, 25]. We also study the dynamics of atom transfer between the two localized components with a population imbalance.

In Sec. II we present a brief account of the coupled mean-field model and the bichromatic OL potential used in the study. The analytical expressions for the atom transfer ratio and phase difference between the two localized states, and width of the two localized states are obtained by the variational analysis of the mean-field model. Various aspects of stationary localization are studied by variational approximation and numerical solution of the mean-field equation. In particular, the effect of the phase difference between components and of the SO and Rabi couplings on the localization of the BEC are investigated in Sec. III. Some dynamics of the non-stationary localized states are presented in Sec. IV. A brief summary and future perspective are given in Sec. V.

II. ANALYTICAL CONSIDERATION

In electronic states of an atom the SO coupling naturally appears due to the magnetic energy associated with this coupling because of the electronic charge. In the case of neutral atoms an engineering with electromagnetic fields is required for the SO coupling to contribute to the BEC. To create a simple SO coupling in the laboratory, Lin *et al.* [1] consider two internal spin states of ^{87}Rb hyperfine state $5S_{1/2}$: $|\uparrow\rangle = |F=1, m_F=0\rangle$ and $|\downarrow\rangle = |F=1, m_F=-1\rangle$ where F and m_F are the total angular momentum of the hyperfine state and its z projection. These states are called pseudo-spin-up and pseudo-spin-down states in analogy with the two spin components of a spin half particle. The SO coupling between these states is then realized with strength Ω using two counterpropagating Raman lasers and this SO coupling is equivalent to that of an electronic system with equal contribution of Rashba [26] and Dresselhaus [27] couplings and with an external uniform magnetic field. We consider a BEC with internal up and down pseudo-spin states $|\uparrow\rangle$ and $|\downarrow\rangle$ confined in a spin-independent quasi-1D potential $V(x)$ oriented in the longitudinal (x) direction. A strong harmonic potential of angular frequency ω_\perp is applied in transverse y, z directions, and the transverse dynamics of the condensate is assumed to be frozen to the respective ground states of harmonic traps. Then, the single-particle quasi-1D Hamiltonian of the system under the action of a strong transverse trap of angular frequency ω_\perp in the $y-z$ plane can be written

as [1, 12, 13]

$$H_0 = \frac{p_x^2}{2m} + \frac{\hbar k_L}{m} p_x \sigma_z + \frac{\hbar \Omega}{2} \sigma_x + V(x), \quad (1)$$

where $p_x = -i\hbar\partial_x$ is the momentum operator along x direction, m is the mass of an atom, $\sigma_{x,z}$ are the usual 2×2 Pauli matrices, k_L is the wave number of the Raman lasers that couple the two atomic hyperfine states, and the couplin strength Ω is the Rabi frequency acting as a Zeeman field. If the interactions among the atoms in the BEC are taken into account, in the Hartree approximation, the dynamics of the BEC of N atoms can be described by the 2×2 nonlinear 1D GP equation [8, 10, 11]:

$$i\hbar \frac{\partial \psi}{\partial t} = H_0 \psi + G \psi, \quad (2)$$

where $\psi = (\psi_1, \psi_2)^T$ is the two-component mean-field wave function with normalization $\int dx (|\psi_1|^2 + |\psi_2|^2) = N$. The two time-dependent spinor wave functions ψ_j ($j = 1, 2$) describe the two pseudo-spin components ($|\uparrow\rangle$ and $|\downarrow\rangle$) of the BEC. The nonlinear term has the 2×2 matrix form [10, 28]

$$G = \begin{pmatrix} \frac{2\hbar^2 a |\psi_1|^2 + 2\hbar^2 a_{12} |\psi_2|^2}{ma_\perp^2} & 0 \\ 0 & \frac{2\hbar^2 a |\psi_2|^2 + 2\hbar^2 a_{12} |\psi_1|^2}{ma_\perp^2} \end{pmatrix}, \quad (3)$$

where, to make the parameters of the model tractable, we take the two intraspecies scattering lengths a_j to be equal: $a_1 = a_2 = a$, and where a_{12} is the inter-species scattering length, and $a_\perp = \sqrt{\hbar/(m\omega_\perp)}$ is the harmonic oscillator length of the transverse trap. In actual experiment it is possible to control these scattering lengths independently by optical [29] and magnetic [30] Feshbach resonance techniques. In dimensionless units the coupled GP equations for the wave function $u_j \equiv u_j(x, t) = \psi_j(x, t)\sqrt{a_\perp}$ ($j = 1, 2$) can be written as [12]:

$$i \frac{\partial u_j}{\partial t} = -\frac{1}{2} \frac{\partial^2 u_j}{\partial x^2} + i(-1)^j \gamma \frac{\partial u_j}{\partial x} + \Gamma u_{(3-j)} + (g|u_j|^2 + g_{12}|u_{(3-j)}|^2)u_j + V(x)u_j, \quad (4)$$

where the spatial variable x , time t , density $|u_j|^2$, and energy are expressed in normalized units a_\perp , ω_\perp^{-1} , a_\perp^{-1} and $\hbar\omega_\perp$, respectively. The interaction nonlinearities are [28] $g = 2a/a_\perp^2$, $g_{12} = 2a_{12}/a_\perp^2$, the SO-coupling strength is $\gamma \equiv k_L a_\perp$ and the Rabi-coupling strength is $\Gamma \equiv \Omega/(2\omega_\perp)$. The normalization $\int_{-\infty}^{\infty} |u_j|^2 dx = N_j$, where N_j is the number of atoms in component j . As in the experiment of Roati *et al.* [17], the bichromatic OL potential $V(x)$ is taken as the linear combination of two polarized standing wave OL potentials of incommensurate wave lengths:

$$V(x) = \sum_{l=1}^2 A_l \sin^2(k_l x), \quad (5)$$

with $A_l = 2\pi^2 s_l / \lambda_l^2$, ($l = 1, 2$), where λ_l 's are the wavelengths of the OL potentials, s_l 's are their intensities, and $k_l = 2\pi/\lambda_l$ the corresponding wave numbers. In this investigation, the irrational ratio between the two OL is set to be [21] $k_2/k_1 = (\sqrt{5} - 1)/2$, the inverse of the golden ratio. In the actual experiment of Roati *et al.* [17], the parameter was set as: $k_2/k_1 = 1.1972$. Without losing generality, we further take $\lambda_1 = 10$, and $s_1 = 10$, $s_2 = 0.3s_1$ which are roughly the same parameters as in the experiment of Roati *et al.* [17].

The dynamics of the BEC can be investigated by the Gaussian variational approach [24]. This approach is justified for small contact repulsion and for small SO coupling, when the localized state has a spatial extension over a single OL site. In such a situation, the central density of the localized state has an approximate Gaussian shape. However, at large distances the localized state has a long exponential tail. The Gaussian variational approach can describe the Anderson localization experiment of Ref. [17] in the noninteracting regime. In this approach, the Lagrangian density for Eq. (4) is

$$\begin{aligned} \mathcal{L} = \sum_{j=1}^2 & \left\{ \frac{i}{2} (u_j^* \dot{u}_j - u_j \dot{u}_j^*) - (-1)^j \frac{i}{2} \gamma [u_j^* u_j' - u_j (u_j^*)'] \right. \\ & - \frac{1}{2} |u_j'|^2 - \frac{1}{2} g |u_j|^4 - V(x) |u_j|^2 \Big\} - g_{12} |u_1|^2 |u_2|^2 \\ & - \Gamma (u_1^* u_2 + u_1 u_2^*), \end{aligned} \quad (6)$$

where the star denotes the complex conjugate, the prime denotes d/dx , and the overhead dot denotes d/dt . The Gaussian ansatz with the *time-dependent* variational parameters N_j, w_j, β_j and ϕ_j is used to study the dynamics:

$$u_j(x, t) = \frac{1}{\pi^{1/4}} \sqrt{\frac{N_j}{w_j}} \exp \left[-\frac{x^2}{2w_j^2} + (-1)^j i \beta_j x + i \phi_j \right], \quad (7)$$

where N_j, w_j represent the number of atoms and width of the BEC, and β_j and ϕ_j are chirp and phase. The time-dependence of these variables is not explicitly shown in the following. The effective Lagrangian of the system (4) is found by substituting Eq. (7) into Eq. (6) and integrating over space variables [24]:

$$\begin{aligned} L = \sum_{j=1}^2 N_j & \left[-\dot{\phi}_j + \gamma \beta_j - \frac{1}{2} \left(\frac{1}{2w_j^2} + \beta_j^2 + \frac{gN_j}{\sqrt{2\pi}w_j} \right) + \frac{1}{2} \sum_{l=1}^2 A_l [\exp(-k_l^2 w_j^2) - 1] \right] - \frac{g_{12} N_1 N_2}{\sqrt{\pi(w_1^2 + w_2^2)}} \\ & - 2\Gamma \cos(\phi_2 - \phi_1) \sqrt{N_1 N_2} L_\Gamma, \end{aligned} \quad (8)$$

where

$$L_\Gamma = \sqrt{\frac{2w_1 w_2}{w_1^2 + w_2^2}} \exp \left[-\frac{(\beta_1 + \beta_2)^2 w_1^2 w_2^2}{2(w_1^2 + w_2^2)} \right]. \quad (9)$$

We further define atom transfer ratio between the two localized states: $R = (N_2 - N_1)/N$, and the phase differ-

ence: $\phi \equiv \phi_2 - \phi_1$. Using the Euler-Lagrange equation

$$\frac{\partial L}{\partial \alpha} - \frac{d}{dt} \frac{\partial L}{\partial \dot{\alpha}} = 0, \quad (10)$$

where α denotes the variational parameters ϕ_j, N_j, w_j and β_j , respectively, we obtain the following equations

$$\begin{aligned} \dot{\phi} = & \gamma(\beta_2 - \beta_1) - \frac{1}{4} \left(\frac{1}{w_2^2} - \frac{1}{w_1^2} \right) - \frac{gN}{2\sqrt{2\pi}} \left(\frac{1+R}{w_2} - \frac{1-R}{w_1} \right) - \frac{1}{2} (\beta_2^2 - \beta_1^2) \\ & + \frac{1}{2} \sum_{l=1}^2 A_l [\exp(-k_l^2 w_2^2) - \exp(-k_l^2 w_1^2)] + \frac{g_{12} R N}{\sqrt{\pi(w_1^2 + w_2^2)}} + \frac{2R\Gamma \cos \phi}{\sqrt{1-R^2}} L_\Gamma \equiv G(R, \phi), \end{aligned} \quad (11)$$

$$0 = \frac{1}{2w_j^3} + \frac{gN_j}{2\sqrt{2\pi}w_j^2} - w_j \sum_{l=1}^2 A_l k_l^2 \exp(-k_l^2 w_j^2) + \frac{g_{12} N_{3-j} w_j}{\sqrt{\pi(w_1^2 + w_2^2)^3}} - 2\Gamma \cos \phi \sqrt{\frac{N_{3-j}}{N_j}} \frac{\partial L_\Gamma}{\partial w_j}, \quad (12)$$

$$\dot{R} = -2\Gamma \sin \phi \sqrt{1 - R^2} L_\Gamma \equiv F(R, \phi), \quad (13)$$

$$0 = \gamma - \beta_j + 2\Gamma \cos \phi \sqrt{\frac{N_{3-j}}{N_j} \frac{(\beta_2 + \beta_1) w_1^2 w_2^2}{w_1^2 + w_2^2}} L_\Gamma. \quad (14)$$

Equation (13) shows that the transfer ratio R is explicitly dependent on Γ , which implies that the Rabi coupling leads to atom transfer between the two localized states.

III. STATIONARY LOCALIZED STATE

The stationary states are obtained by setting the time derivative in Eqs. (11) and (13) to zero. If $R = 0$, i.e., $N_1 = N_2$, we obtain $\beta_1 = \beta_2 \equiv \beta$ from Eq. (14), $w_1 = w_2 \equiv w$ from Eq. (12), and $\dot{\phi} = 0$ from Eq. (11). Consequently, the two localized states given by Eq. (7) are identical. Hence, the simple stationary solutions, in this case, are

$$R = 0, \quad \phi = 0 \quad (\text{in phase}) \quad (15)$$

$$R = 0, \quad \phi = \pi \quad (\text{out of phase}). \quad (16)$$

Hence, Eqs. (12) and (14) can be rewritten as

$$0 = \frac{1}{2w^3} + N \frac{g + g_{12}}{4\sqrt{2\pi}w^2} - w \sum_{l=1}^2 A_l k_l^2 \exp(-k_l^2 w^2) \pm 2\Gamma w \beta^2 \exp(-\beta^2 w^2), \quad (17)$$

$$0 = \gamma - \beta \pm 2\Gamma w^2 \beta \exp(-\beta^2 w^2), \quad (18)$$

where “+” corresponds to $\phi = 0$, and “−” corresponds to $\phi = \pi$. We find that the stationary states are related to the external trapping potential, nonlinearity, phase difference, SO and Rabi couplings. In order to focus our attention on the effects of the phase difference and SO and Rabi couplings on the localization of the BEC, here, we will restrict ourselves first to the noninteracting regime. The weakly interacting regime, and even the noninteracting one, could be achieved by reducing the s-wave scattering length by means of Feshbach resonances [30]. We take $g = g_{12} = 0$ with potential (5) in the following investigations.

We solve Eq. (4) by the real- or imaginary-time split-step Fourier spectral method with a space step 0.04 and time step 0.001. In real-time propagation, to obtain the stationary localized states, we take the stationary solution of Eq. (4) for $g = g_{12} = \Gamma = 0$ and $V(x) = x^2/2$, e.g. $u_j(x) = \pi^{-1/4} \exp[-x^2/2 + (-1)^j i \gamma x + i \phi_{j0}]$, as the initial input. Successively, the parabolic trap is slowly turned off and the bichromatic OL is slowly turned on and the parameter Γ is added gradually in steps of 0.000001 from 0 to the final value. To investigate the effects of the phase difference, we take $\phi_{10} = \phi_{20} = 0$ for the in-phase case, $\phi_{10} = 0$ and $\phi_{20} = \pi$ for the out-of-phase configuration in the initial input pulses.

In this section for the calculation of stationary states we take throughout $N_1 = N_2 = 1$. Let us, first, investigate the effects of the coefficient γ and Γ on the noninteracting localized states when $\gamma \times \Gamma = 0$ and $g = g_{12} = 0$.

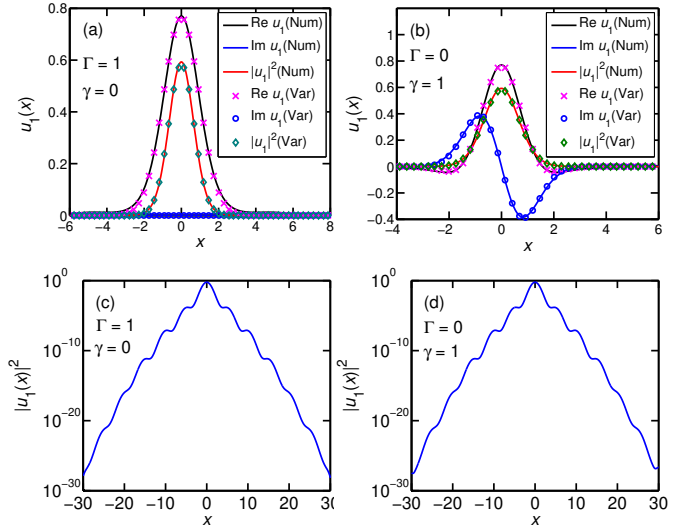


FIG. 1: (Color online) Real (Re) and imaginary (Im) parts of numerical (Num) and variational (Var) wave function $u_1(x)$ of Eq. (4) with the bichromatic OL potential (5) and the corresponding density $|u_1(x)|^2$ versus x for $g = g_{12} = 0$ and (a) $\Gamma = 1, \gamma = 0, N_1 = N_2 = 1$ and (b) $\Gamma = 0, \gamma = 1$. The corresponding numerical densities $|u_1(x)|^2$ on log scale are shown in (c) and (d). Because of the similarity between u_1 and u_2 , only the wave function u_1 is plotted. All quantities are dimensionless. (similarly here after).

If $\gamma = 0$, a solution of Eq. (18) is $\beta = 0$. Then, the last term on the right-hand side of Eq. (17) is zero, so that the widths are not related to the phase difference and Rabi coupling Γ . Also, if $\Gamma = 0$, Eq. (17) shows that the widths are independent of the phase difference ϕ and SO coupling γ . In both cases the widths are determined by only the external trapping potential and nonlinearity. In these cases, the variational width is 0.9688, and the numerical width ($w^2 = 2 \int_{-\infty}^{+\infty} x^2 |u|^2 dx$) is 0.9945. The numerical simulation of Eq. (4) shows that u_1 and u_2 are similar: $|u_1|^2 = |u_2|^2$, but $\text{Im}(u_1) = -\text{Im}(u_2)$ and $\text{Re}(u_1) = \text{Re}(u_2)$ for $\phi_{10} = \phi_{20} = 0$, and $\text{Im}(u_1) = \text{Im}(u_2)$ and $\text{Re}(u_1) = -\text{Re}(u_2)$ for $\phi_{10} = 0$ and $\phi_{20} = \pi$. Because of the similarity between u_1 and u_2 , we plot only u_1 here after, as in Figs. 1 (a) and (b), illustrating the variational and numerical results for the localized states. The variational wave function is obtained by solving Eqs. (17) and substituting w and β into Eq. (7). We find that the variational results are in good agreement with the numerical results.

Anderson localization in a weakly disordered potential is characterized by a long exponential tail of the localized state [15, 25]. To observe the effects of the SO and Rabi couplings on the tail region, we plot in Figs. 1 (c) and 1 (d) the density distribution $|u_1|^2$ of the stationary BEC on log scale. The parameters γ and Γ have no effect on the exponential tail when $\gamma \times \Gamma = 0$, as confirmed by the numerical simulation of Eq. (4) with different γ and Γ .

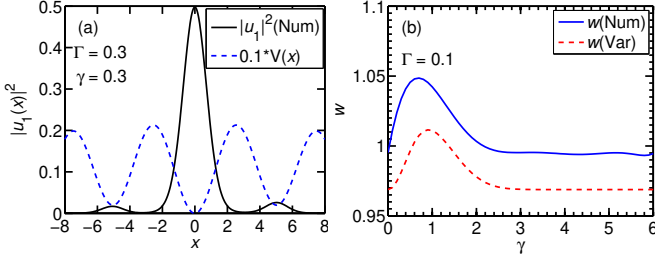


FIG. 2: (Color online) Numerical and variational results for $\phi = 0$ (in phase), $g = g_{12} = 0$, $N_1 = N_2 = 1$ (a) of density $|u_1|^2$ versus x for $\gamma = \Gamma = 0.3$ and (b) of width versus γ for $\Gamma = 0.1$. To compare, the OL potential $0.1V(x)$ is also plotted in (a).

Next, we consider $\gamma \times \Gamma \neq 0$. Because of the interaction between γ and Γ , now the width of the stationary state should depend on the the phase difference, SO and Rabi couplings. However, Eqs. (17) and (18) show that the width of the localized state is determined by the difference $(\gamma - \beta)$.

In the case of $\phi = 0$ (in phase), the last term in Eq. (17) is positive for positive Rabi coupling Γ and contributes to a delocalization of the BEC as the positive kinetic energy term (the first term on the right hand side) and the positive repulsive interaction term (the second term on the right hand side). The only term contributing to localization is the negative bichromatic OL term (the third term on the right hand side) in Eq. (17). Hence a large positive Γ should lead to a partially delocalized state occupying a large spatial region extending over several OL sites. Such a localized state over multiple OL sites has a multi-hump structure. To acquire a single-hump localized state, Rabi coupling Γ must be small. Then, it follows from Eq. (18) that if γ is large enough, $\beta \simeq \gamma$ and the width is independent of β, γ and Γ . For example, we obtain $\beta = 3.5$, $w = 0.9688$ by numerically solving Eqs. (17) and (18) with $\gamma = 3.5$, $\Gamma = 0.1$. The numerical integration of Eqs. (4) and (5) shows that a single-humped localized state splits into a multi-humped state occupying more than one OL site with the increase of Γ , as illustrated in Fig. 2 (a) for $\gamma = \Gamma = 0.3$. If $\Gamma = 0.1$ is small, the density profile occupies only one OL site within a wide range of parameter γ . In Fig. 2 (b) we compare the numerical and variational widths of the localized state for $\Gamma = 0.1$ and different γ and find that the width is the smallest for $\gamma = 0$ implying that a positive γ contributes to a slight delocalization for small γ . For larger γ (> 3), the width is practically independent of γ . These findings are consistent with variational Eqs. (17) and (18). In Fig. 2 (b) the numerical width is slightly larger than the variational width consistent with a long exponential tail of the former. We also studied the tails of the density profiles in logarithmic scale, and found that the effect of γ on the tails is small.

In the case of $\phi = \pi$ (out of phase), from Eq. (17) we

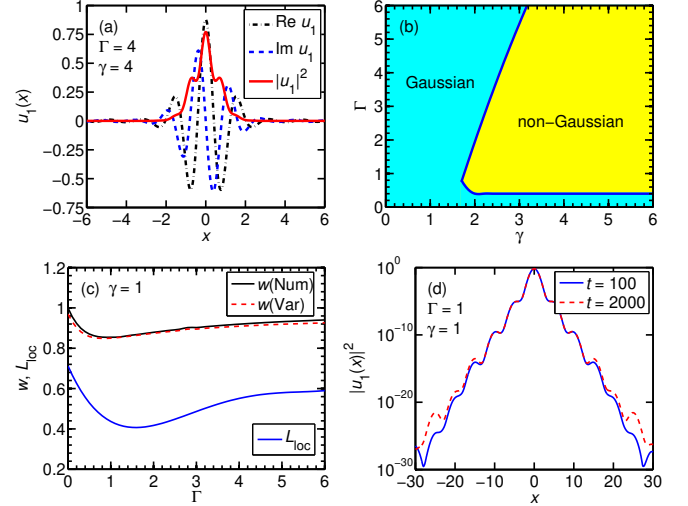


FIG. 3: (Color online) Numerical results for $\phi = \pi$ (out of phase), $g = g_{12} = 0$, $N_1 = N_2 = 1$ (a) of the wave function u_1 and density for $\gamma = \Gamma = 4$, (b) of a $\Gamma - \gamma$ phase plot showing Gaussian and non-Gaussian localization regions, (c) of width and localization length for $\gamma = 1$ and different Γ , and (d) density at large times t for $\gamma = \Gamma = 1$. In (c) the variational results of widths are also shown.

find that a positive Γ favors localization and the set of Eqs. (17) and (18) has a real solution for width w with arbitrary positive Γ and γ . In this case the density profile of the stable localized state could be modulated with a non-Gaussian shape even within the single OL site, as illustrated in Fig. 3 (a). From a numerical solution of Eq. (4), we obtain the phase diagram of Fig. 3 (b) of γ and Γ showing the regions where the density profile is Gaussian and non-Gaussian. To confirm this, a plot of the numerical and variational widths versus Γ is presented in Fig. 3 (c) for $\gamma = 1$ which shows that a positive Γ contributes a localization of the BEC because the width for $\Gamma > 0$ is less than that for $\Gamma = 0$. So far we considered the central density of the localized states. A careful examination of the densities of the localized states reveals that at large distances from the central region the localized states always have a long exponential tail within both Gaussian and non-Gaussian regimes. In fact this is the most important earmark of Anderson localization. A measure of this tail can be given by a localization length L_{loc} obtained by fitting the density tail to the exponential function $\sim \exp(-|x|/L_{loc})$ [25, 31]. The localization effect of a positive Γ , however, will have a major influence on the exponential tail. For $\gamma = 1$, the effect of Γ on the localization length L_{loc} is presented in Fig. 3 (c). As expected, the localization effect of a nonzero Γ makes the localization length to be always smaller than that for $\Gamma = 0$. Furthermore, at large time scales, Fig. 3 (d) illustrates that a subdiffusion occurs below a certain critical $\Gamma \times \gamma$, as analyzed numerically in Ref. [32] where a subdiffusion appears above a certain strength of

nonlinearity. Nevertheless, spreading induced by the sub-diffusion is rather slow [32]. So, the localization lengths shown in Fig. 3 (c) are meaningful.

Thirdly, we consider the stability of the solutions (15) and (16) by performing a standard linear stability analysis. Introducing small fluctuations around the stationary solution (R_0, ϕ_0) , $R'(t) = R(t) - R_0$, $\phi'(t) = \phi(t) - \phi_0$, and linearizing Eqs. (11) and (13), a set of two linear equations are obtained:

$$\frac{dR'(t)}{dt} = F_R(R_0, \phi_0)R'(t) + F_\phi(R_0, \phi_0)\phi'(t), \quad (19)$$

$$\frac{d\phi'(t)}{dt} = G_R(R_0, \phi_0)R'(t) + G_\phi(R_0, \phi_0)\phi'(t), \quad (20)$$

where the subscripts R and ϕ denote a derivative with respect to the respective variable. Assuming the solution of $R'(t)$ and $\phi'(t)$ in exponential form, $\sim \exp(\zeta t)$, the eigenvalue ζ is given by

$$2\zeta = F_R(R_0, \phi_0) + G_\phi(R_0, \phi_0) \pm \left\{ [F_R(R_0, \phi_0) - G_\phi(R_0, \phi_0)]^2 + 4F_\phi(R_0, \phi_0)G_R(R_0, \phi_0) \right\}^{1/2}. \quad (21)$$

From Eqs. (11) and (13), we find $F_R(R_0, \phi_0) = 0$, $G_\phi(R_0, \phi_0) = 0$, and

$$F_\phi(R_0, \phi_0) = \mp 2\Gamma \exp(-\beta^2 w^2), \quad (22)$$

$$G_R(R_0, \phi_0) = N \left[\frac{g_{12} - g}{\sqrt{2\pi}w} \pm \frac{2\Gamma}{N} \exp(-\beta^2 w^2) \right], \quad (23)$$

which leads to the eigen-values

$$\zeta = \pm [F_\phi(R_0, \phi_0)G_R(R_0, \phi_0)]^{1/2}. \quad (24)$$

If the eigen-value ζ is purely imaginary, the stationary solutions denoted by Eqs. (15) and (16) are stable with respect to small perturbations. The constraints for stability are

$$\frac{g_{12} - g}{\sqrt{2\pi}w} + \frac{2\Gamma}{N} \exp(-\beta^2 w^2) > 0, \quad (\phi = 0) \quad (25)$$

$$\frac{g_{12} - g}{\sqrt{2\pi}w} - \frac{2\Gamma}{N} \exp(-\beta^2 w^2) < 0. \quad (\phi = \pi) \quad (26)$$

A straightforward conclusion from Eqs. (25) and (26) is that any stationary state is stable for $g = g_{12}$. In addition, the conditions for stability are different for the in-phase and out-of-phase localized states when $g \neq g_{12}$.

Now, let us investigate the effect of the positive nonlinearity on the localized states in presence of the SO and Rabi couplings. As shown by Eq. (17), the stable localized states can exist within a range of parameter of g , g_{12} , Γ and γ and this has also been confirmed by the numerical integration of Eq. (4). The numerical and variational widths versus g ($= g_{12}$) are plotted in Fig. 4 (a) for $\phi = 0, \gamma = \Gamma = 0.1$ and (b) for $\phi = \pi, \gamma = \Gamma = 1$. With these parameters, the localized states are confined

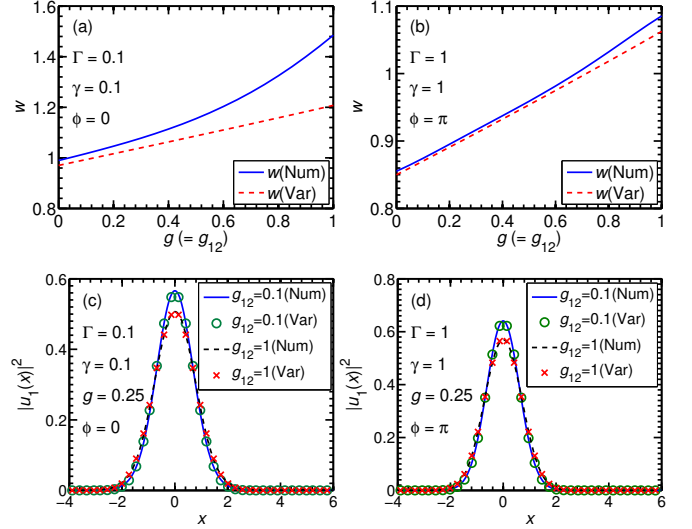


FIG. 4: (Color online) Numerical (Num) and variational (Var) widths versus g ($= g_{12}$) for (a) $\Gamma = \gamma = 0.1$ and $\phi = 0$, (b) $\Gamma = \gamma = 1$ and $\phi = \pi$. Numerical (Num) and variational (Var) wave functions $|u_1|^2$ versus x for $g \neq g_{12}$ and for (c) $\Gamma = \gamma = 0.1, \phi = 0$, and for (d) $\Gamma = \gamma = 1, \phi = \pi$.

in a single OL site. Figures 4 (a) and (b) indicate that the numerical and variational widths increase monotonically as the nonlinearity (increase of repulsion) increases. The numerical results are slightly larger than the variational results because of the exponential tail of the localized state. If the nonlinearity is large enough, however, the localized states develop undulating tails occupying more than one OL site and cannot be described well by the Gaussian ansatz (7). For $g \neq g_{12}$, the typical numerical and variational densities $|u_1|^2$ versus x are illustrated in Fig. 4 (c) for $\phi = 0$ and (d) for $\phi = \pi$. The parameters are chosen to meet the stability criteria (25) and (26). The stability for those localized states are tested by suddenly changing OL's intensity s_1 from 10 to 9.5 and continually running the real-time program. The localized states are again found to be stable against the small perturbation.

IV. DYNAMICS OF LOCALIZED STATE

For the stationary states studied so far one must have $N_1 = N_2$. A little imbalance between N_1 and N_2 leads to periodic atom transfer between two components. The localized states may exist in that case although the wave functions change with time with periodic atom transfer between components.

In order to get a further insight into the effects of the coefficient γ and Γ on the localized states, we now study some dynamics of the noninteracting and weakly interacting BEC. As shown by Eq. (13), Rabi-coupling strength Γ plays an important role for the atom transfer

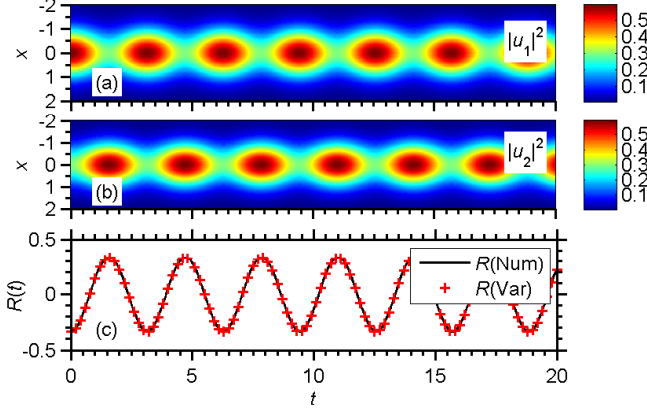


FIG. 5: (Color online) Numerical density profile versus time t (a) for $|u_1|^2$ and (b) for $|u_2|^2$. (c) Numerical (Num) and variational (Var) atom transfer ratio $R(t)$ versus time t . The parameters are $\Gamma = 1$, $\phi(0) = 0$, $g = g_{12} = \gamma = 0$, and $N_2(0) = 0.5$, $N_1(0) = 1$, $R(0) = [N_2(0) - N_1(0)]/[N_2(0) + N_1(0)] = -0.3333$.

between components. We investigate the effects of SO coupling γ and Rabi coupling Γ on the atom transfer ratio $R(t)$. If $\gamma = 0$ and $g = g_{12}$, Eqs. (11) and (13) become

$$\dot{R}(t) = -2\Gamma \sin \phi(t) \sqrt{1 - R^2(t)}, \quad (27)$$

$$\dot{\phi}(t) = \frac{2\Gamma R(t) \cos \phi(t)}{\sqrt{1 - R^2(t)}}, \quad (28)$$

with solutions

$$R(t) = A \cos(2\Gamma t + B), \quad (29)$$

$$|\cos \phi(t)| = \frac{\sqrt{1 - A^2}}{\sqrt{1 - R^2(t)}}, \quad (R < 1), \quad (30)$$

where A and B are integration constants, which are determined by the initial values $R(0)$ and $\phi(0)$. Equation (29) shows that the period of atom transfer is determined solely by Γ . From Eqs. (29) and (30), we can deduce that the integration constants A and B change periodically with $\phi(0)$. The minimum of A is $A = R(0)$ corresponding to $\phi(0) = 0$, and the maximum is $A = 1$ corresponding to $\phi(0) = \pi/2$. Notice that, theoretically, equations (28) or (30) has the singular points $R(t) = \pm 1$, that should be encountered if $\phi(0) = \pi/2$. However, the numerical integration of Eq. (4) reveals that $R(t) = \pm 1$ can be achieved when $\phi(0) = \pi/2$, and the atom transfer can go on in this case with $R(t)$ oscillating periodically between ± 1 .

Contour plots of numerical density profiles versus time t are displayed in Fig. 5 (a) for $|u_1|^2$, Fig. 5 (b) for $|u_2|^2$ for $g = g_{12} = 0$. The periodic atom transfer between the components is clear in these plots. A quantitative measure of this oscillation is given by the plot

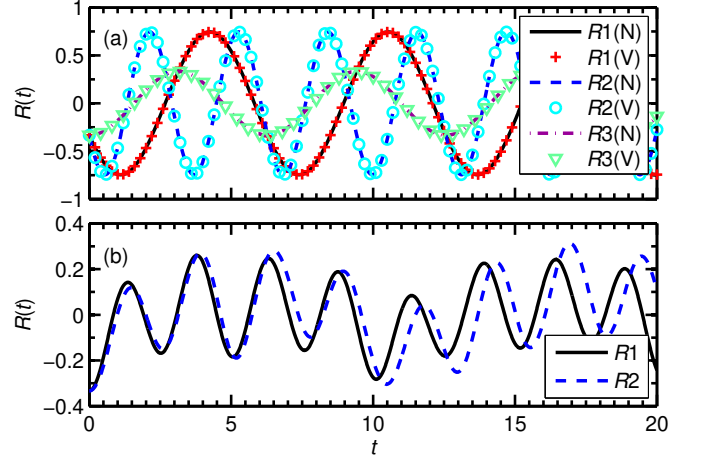


FIG. 6: (Color online) (a) Numerical (N) and variational (V) atom transfer ratio $R(t)$ versus time t for $\gamma = 0$ in different cases: $R1$ for $g = g_{12} = 0$, $\phi(0) = \pi/4$, $\Gamma = 0.5$; $R2$ for $g = g_{12} = -1$, $\phi(0) = \pi/4$, $\Gamma = 1$; and $R3$ for $g = g_{12} = -0.5$, $\phi(0) = 0$, $\Gamma = 0.5$. (b) Numerical atom transfer ratio $R(t)$ versus time t with $\phi(0) = 0$ in different cases: $R1$ for $g = g_{12} = 0$, $\Gamma = \gamma = 1$; $R2$ for $g = 0$, $g_{12} = -1$, $\Gamma = \gamma = 1$. In all cases $N_2(0) = 0.5$, $N_1(0) = 1$, $R(0) = [N_2(0) - N_1(0)]/[N_2(0) + N_1(0)] = -0.3333$.

of numerical and variational estimates of atom transfer ratio $R(t)$ versus t in Fig. 5 (c). The variational $R(t)$ is obtained by a numerical integration of Eqs. (27) and (28) with the fourth order Runge-Kutta method. To obtain the numerical $R(t)$, we first obtain the stationary states employing the imaginary-time method solving the Eqs. (4) and (5) with $\gamma = \Gamma = 0$ and $N_j(0)$ such that $R(0) = [N_2(0) - N_1(0)]/[N_2(0) + N_1(0)]$ and $\phi(0) = \phi_{20}(0) - \phi_{10}(0) = 0$. Successively, at $t = 0$, we employ the real-time propagation of Eq. (4) with the same parameters and just changing Γ from 0 to 1. The atom transfer between components start for a nonzero Γ and a numerical $R(t)$ is obtained by calculating $R(t) = [N_2(t) - N_1(t)]/[N_2(t) + N_1(t)]$ with $N_j(t) = \int_{-\infty}^{\infty} |u_j(x, t)|^2 dx$.

Next we study the atom transfer between components for $g = g_{12} \neq 0$. In Fig. 6 (a) we plot numerical and variational results for the atom transfer ratio $R(t)$ in several cases for $\gamma = 0$. The numerical results are in good agreement with variational Eqs. (27) and (28) which shows that the period of $R(t)$ is related to only Γ , and the effect of $\phi(0)$ on A and B is larger than the effect of $R(0)$. Further investigations show that, if $\gamma \neq 0$, the density profiles may be non-Gaussian, and the variational equations (13)–(14) are no longer valid although the atom transfer between two components can take place as demonstrated by lines $R1$ and $R2$ in Fig. 6 (b). These plots in Fig. 6 (b) indicate that the amplitude of R changes periodically.

V. SUMMARY

Using the numerical solution and variational approximation of the time-dependent coupled mean-field GP equations with two pseudo spin components, we studied the localization of the noninteracting and weakly interacting Bose-Einstein condensates with SO and Rabi couplings loaded in the quasiperiodic bichromatic OL potential (5). We use the set of binary GP equations (4) that predicts accurately the evolution of the atom transfer ratio $R(t)$, phase difference $\phi(t)$, and width w . The variational results leading to many physical insights are compared with the numerical results of the mean-field model. Stationary localized states of the model correspond to the same number of atoms ($N_1 = N_2$) in two components. Nonstationary localized states with periodic atom transfer between components can be achieved for different number of atoms ($N_1 \neq N_2$). In the case of $\gamma \times \Gamma = 0$, the density profiles of the two stationary localized states are symmetrical, and are not related to the phase difference ϕ , SO coupling γ and Rabi coupling Γ . In the case of $\gamma \times \Gamma \neq 0$, the width of the stationary state should depend on the the phase difference and the SO and Rabi couplings because of the interaction between γ and Γ . It is found that the interaction between the SO coupling and Rabi coupling may favor a

localization or delocalization depending on the the phase difference between the two localized states. If $g = g_{12}$, a linear stability analysis shows that any stationary state is stable. We find that the BEC localized states always have a long exponential tail. In the case of $\phi = \pi$, the localization effect of a positive Γ has a major influence on the localization length. We also studied some dynamics of the localized states with the atomic population imbalance, and find Γ and the initial phase difference play an important role for the atom transfer. Either in view of understanding the dynamic evolution or in view of the practical application, these properties are important. We hope that the present work will motivate new studies, specially experimental ones on the localization of BEC with the SO coupling.

Acknowledgments

FAPESP and CNPq (Brazil) provided partial support. Y. Cheng undertook this work is supported by National Natural Science Foundation of China Grant No. 11274104 and Provincial Natural Science Foundation of Hubei Grant No. 2011CDA021.

-
- [1] Y.-J. Lin, K. Jiménez-García, and I. B. Spielman, *Nature* (London) **471**, 83 (2011).
 - [2] V. Galitski and Ian B. Spielman, *Nature* (London) **494**, 49 (2013).
 - [3] J. Higbie and D. M. Stamper-Kurn, *Phys. Rev. Lett.* **88**, 090401 (2002); T. L. Ho and S. Zhang, *Phys. Rev. Lett.* **107**, 150403 (2011); Y. Deng, J. Cheng, H. Jing, C. P. Sun, and S. Yi, *Phys. Rev. Lett.* **108**, 125301 (2012); J. Radic, T. A. Sedrakyan, I. B. Spielman, and V. Galitski, *Phys. Rev. A* **84**, 063604 (2011).
 - [4] P. Wang, Z.-Q. Yu, Z. Fu, J. Miao, L. Huang, S. Chai, H. Zhai, and J. Zhang, *Phys. Rev. Lett.* **109**, 095301 (2012); L. W. Cheuk, A. T. Sommer, Z. Hadzibabic, T. Yefsah, W. S. Bakr, and M. W. Zwierlein, *Phys. Rev. Lett.* **109**, 095302 (2012).
 - [5] J. Y. Zhang, S.C. Ji, and Z. Chen *et al.*, *Phys. Rev. Lett.* **109**, 115301 (2012); M. Aidelsburger, M. Atala, and S. Nascimbène *et al.*, *Phys. Rev. Lett.* **107**, 255301 (2011); Z. Fu, P. Wang, and S. Chai, L. Huang, and J. Zhang, *Phys. Rev. A* **84**, 043609 (2011); C. Qu, C. Hamner, M. Gong, C. Zhang, and P. Engels, *Phys. Rev. A* **88**, 021604 (2013).
 - [6] D. W. Zhang, J. P. Chen, C. J. Shan, Z. D. Wang, and S. L. Zhu, *Phys. Rev. A* **88**, 013612 (2013); Q. Zhu, C. Zhang and B. Wu, *Europhys. Lett.* **100** 50003 (2012).
 - [7] X. F. Zhou, J. Zhou, and C. Wu, *Phys. Rev. A* **84**, 063624 (2011).
 - [8] Y. Xu, Y. Zhang, and B. Wu, *Phys. Rev. A* **87**, 013614 (2013); O. Fialko, J. Brand, and U. Zülicke, *Phys. Rev. A* **85**, 051605(R) (2012).
 - [9] M. Gong, G. Chen, S. Jia, and C. Zhang, *Phys. Rev. Lett.* **109**, 105302 (2012); M. Gong, S. Tewari, and C. Zhang, *Phys. Rev. Lett.* **107**, 195303 (2011); H. Hu, L. Jiang, X. J. Liu, and H. Pu, *Phys. Rev. Lett.* **107**, 195304 (2011); L. Han and C. A. R. Sá de Melo, *Phys. Rev. A* **85**, 011606 (2012).
 - [10] Y. Zhang, L. Mao, and C. Zhang, *Phys. Rev. Lett.* **108**, 035302 (2012).
 - [11] T. D. Stanescu, B. Anderson, and V. Galitski, *Phys. Rev. A* **78**, 023616 (2008); J. Larson and E. Sjöqvist, *Phys. Rev. A* **79**, 043627 (2009).
 - [12] L. Salasnich and B. A. Malomed, *Phys. Rev. A* **87**, 063625 (2013).
 - [13] Y. Li, G. I. Martone, L. P. Pitaevskii, and S. Stringari, *Phys. Rev. Lett.* **110**, 235302 (2013); Y. Zhang and C. Zhang, *Phys. Rev. A* **87**, 023611 (2013).
 - [14] C. Wang, C. Gao, C. M. Jian, and H. Zhai, *Phys. Rev. Lett.* **105**, 160403 (2010); T. Kawakami, T. Mizushima, and K. Machida, *Phys. Rev. A* **84**, 011607(R) (2011); A. Aftalion and P. Mason, *Phys. Rev. A* **88**, 023610 (2013).
 - [15] P. W. Anderson, *Phys. Rev.* **109**, 1492 (1958).
 - [16] J. Billy, V. Josse, and Z. Zuo *et al.*, *Nature* (London) **453**, 891(2008).
 - [17] G. Roati, C. D'Errico, and L. Fallani *et al.*, *Nature* (London) **453**, 895 (2008).
 - [18] L. Fallani, J. E. Lye, V. Guarrera, C. Fort, and M. Inguscio, *Phys. Rev. Lett.* **98**, 130404 (2007).
 - [19] S. S. Kondov, W. R. McGehee, J. J. Zirbel, and B. DeMarco, *Science* **334**, 66 (2011).
 - [20] F. Jendrzejewski, A. Bernard, and K. Müller *et al.*, *Nature Phys.* **8**, 398 (2012).
 - [21] B. Damski, J. Zakrzewski, L. Santos, P. Zoller, and

- M. Lewenstein, Phys. Rev. Lett. **91**, 080403 (2003); L. Sanchez-Palencia, D. Clément, P. Lugan, P. Bouyer, G. V. Shlyapnikov, and A. Aspect, Phys. Rev. Lett. **98**, 210401 (2007); S. E. Skipetrov, A. Minguzzi, B. A. van Tiggelen, and B. Shapiro, Phys. Rev. Lett. **100**, 165301 (2008); A. Yedjour and B. A. Van Tiggelen, Eur Phys J D **59**, 249 (2010); M. Piraud, L. Pezze, and L. Sanchez-Palencia, Europhys Lett **99**, 50003 (2012); New J. Phys. **15**, 075007 (2013); J. Biddle, B. Wang, D. J. Priour, and S. DasSarma, Phys. Rev. A **80**, 021603 (2009); M. Larcher, F. Dalfovo, and M. Modugno, Phys. Rev. A **80**, 053606 (2009); M. Modugno, New J. Phys., **11**, 033023 (2009); Y. Cheng and S. K. Adhikari, Phys. Rev. A **83**, 023620 (2011); Phys. Rev. A **84**, 023632 (2011); Phys. Rev. A **84**, 053634 (2011); Phys. Rev. A **82**, 013631 (2010); S. K. Adhikari and L. Salasnich, Phys. Rev. A **80**, 023606 (2009); M Takahashi, H Katsura, M Kohmoto, and T Koma, New J. Phys. **14**, 113012 (2012).
- [22] L. Zhou, H. Pu, and W. Zhang, Phys. Rev. A **87**, 023625 (2013).
- [23] M. J. Edmonds, J. Otterbach, R. G. Unanyan *et al.*, New J. Phys. **14**, 073056 (2012).
- [24] V. M. Pérez-García, H. Michinel, J. I. Cirac, M. Lewenstein, and P. Zoller, Phys. Rev. A **56**, 1424 (1997); Y. Cheng, R. Z. Gong and H. Li, Opt. Express **14**, 3594(2006); B. A. Malomed, Prog. in Optics **43**, 69 (2002).
- [25] P. Bouyer, Rep. Prog. Phys. **73**, 062401 (2010); L. Sanchez-Palencia and M. Lewenstein, Nature Phys. **6**, 87 (2010); L. Fallani, C. Fort and M. Inguscio, Adv. At. Mol. Opt. Phys. **56**, 119 (2008).
- [26] Y. A. Bychkov and E. I. Rashba, J. Phys. C **17**, 6039 (1984).
- [27] G. Dresselhaus, Phys. Rev. **100**, 580 (1955).
- [28] L. Salasnich, A. Parola, and L. Reatto, Phys. Rev. A **65**, 043614 (2002); C. A. G. Buitrago and S. K. Adhikari, J. Phys. B **42**, 215306 (2009).
- [29] S. Blatt *et al.*, Phys. Rev. Lett. **107**, 073202 (2011).
- [30] S. L. Cornish, N. R. Claussen, J. L. Roberts, E. A. Cornell, and C. E. Wieman Phys. Rev. Lett. **85**, 1795 (2000); M. Theis, G. Thalhammer, and K. Winkler *et al.*, Phys. Rev. Lett. **93**, 123001 (2004); S. E. Pollack, D. Dries, and M. Junker *et al.*, Phys. Rev. Lett. **102**, 090402 (2009); S. Inouye, M. R. Andrews, and J. Stenger *et al.*, Nature (London) **392**, 151 (1998).
- [31] N. F. Mott, J. nonCryst. Solids **1**, 1 (1968).
- [32] S. Flach, D. O. Krimer, and Ch. Skokos, Phys. Rev. Lett. **102**, 024101 (2009); A. S. Pikovsky and D. L. Shepelyansky, Phys. Rev. Lett. **100**, 094101 (2008).