

CONTINUOUS LOCATION UNDER REFRACTION

VÍCTOR BLANCO, JUSTO PUERTO, AND DIEGO PONCE

ABSTRACT. In this paper we address the problem of locating a new facility on a d -dimensional space when the distance measure (ℓ_p - or polyhedral-norms) is different at each one of the sides of a given hyperplane \mathcal{H} . We relate this problem with the physical phenomenon of refraction, and extends it to any finite dimension space and different distances at each one of the sides of any hyperplane. An application to this problem is the location of a facility within or outside an urban area where different distance measures must be used. We provide a new second order cone programming formulation, based on the ℓ_p -norm representation given in [3] that allows to solve, exactly, the problem in any finite dimension space with semidefinite programming tools. We also extend the problem to the case where the hyperplane is considered as a rapid transit media (a different third norm is also considered over \mathcal{H}) that allows the demand to travel faster through \mathcal{H} to reach the new facility. Extensive computational experiments run in Gurobi are reported in order to show the effectiveness of the approach.

1. INTRODUCTION

In the literature of transportation research it is frequent to address routing or distribution problems where the movement between points is modeled by the combination of different transportation modes, as for instance a standard displacement combined with several high speed lines. Similar approaches have been also applied in some location problems [8] considering that movements can be performed in a continuous framework or taking advantage of a rapid transit line modeled by an embedded network; and different applications of these models are mentioned in the location literature. For instance, the location of a facility within or outside an urban area where, due to the layout of the streets within the city boundary, the movement is slow, while outside this boundary in the rural area movement is fast. Another possible application, mentioned by Brimberg et. al [5] could be in a region where, due to the configuration of natural barriers or borders, there is a distinct change in the orientation of the transportation network, as for instance in the southern area of Ontario.

Location problems are among the most important applications of Operation Research. Continuous location problems appear very often in economic models of distribution or logistics, in statistics when one tries to find an estimator from a data set or in pure optimization problems where one looks for the optimizer of a certain function. For a comprehensive overview of Location Theory, the reader is referred to [9] or [18]. Most of the papers in the literature devoted to continuous facility location consider that the decision space is \mathbb{R}^d , endowed with a unique distance. We consider here the problem where \mathbb{R}^d is split by a hyperplane $\mathcal{H} = \{x \in \mathbb{R}^d : \alpha^t x = \beta\}$ for some $\alpha \in \mathbb{R}^d$ and $\beta \in \mathbb{R}$, into two regions H_A and H_B , with sets of demand points A and B , respectively. Each one of these regions is endowed with a (possibly different) norm $\|\cdot\|_{p_A}$ and $\|\cdot\|_{p_B}$, respectively, to measure the distance within the corresponding halfspace. For the ease of presentation we will restrict ourselves to consider that the involved norms are ℓ_p , $p > 1$, or polyhedral. Therefore, we deal with the problem of finding the location of a new facility such that the overall sum of the weighted distances from the demand points is minimized. This setting induces a transportation pattern where, in each *side* of the hyperplane, the motion goes at a different speed. This problem is not new and we can find antecedents in the literature in the papers by Parlar [17], Brimberg et. al [5, 6], Fathaly [13], among others, and it can be seen as a natural generalization of the classical Weber's problem (see [12]). Note that the distances between two points, depending of the region where they are located, may measured with different norms. Hence, the distance between two points x and y is $\|x - y\|_{p_A}$ (resp. $\|x - y\|_{p_B}$) if they belong to H_A (resp. to H_B), or the length

Date: March 1, 2022.

2010 Mathematics Subject Classification. 90B85, 90C22, 90C30, 47A30.

Key words and phrases. Continuous location and Refraction and Second Order Cone Programming and Norms.

of the shortest weighted path between them otherwise. Related problems have been analyzed in [2, 4, 7, 19, 20], among others. In order to address this location problem, first we have to solve the question of computing the shortest path between points in different regions since our goal is to optimize a globalizing function of the length of those paths. We note in passing that some partial answers in the plane and particular choices of distances can be found in [14].

This problem is closely related with the physical phenomenon of *refraction*. Refraction describes the process that occurs when the light changes of medium, and then the phase velocity of a wave is changed. This *effect* is also observed when sound waves pass from one medium into another, when water waves move into water of a different depth or, as in our case, when a traveler moves between opposite sides of the separating hyperplane. Snell's law states that for a given pair of media and a planar wave with a single frequency, there is a ratio relationship between the sines of the angle of incidence θ_A and the angle of refraction θ_B and the indices of refraction n_A and n_B of the media: $n_A \sin \theta_A - n_B \sin \theta_B = 0$ (see Fig. 1). This law is based on Fermat's principle that states that the path followed by a light ray between two points is the one that takes the least time. As a by-product of the results in this paper, we shall find an extension of this law that also applies to transportation problems when more than one transportation mode is present in the model.

Our goal in this paper is to design an approach to solve the above mentioned family of location problems, for any combination of norms and in any dimension. Moreover, we show an explicit formulation of these problems as second order cone programming (SOCP) problems (see [1] for further details) which enables the usage of standard commercial solvers to solve them.

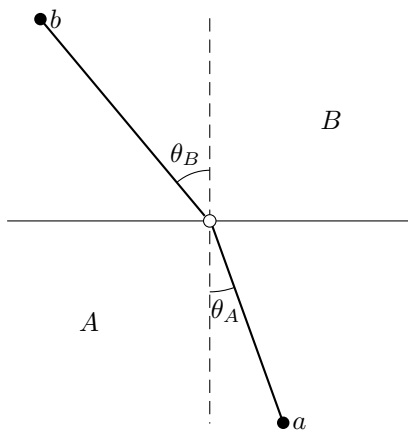


FIGURE 1. Illustration of Snell's law on the plane.

The paper is organized in 6 sections. In Section 2 we analyze the problem of computing shortest paths between pairs of points separated by a hyperplane \mathcal{H} when the distance measure is different in each one of the halfspaces defined by \mathcal{H} . We characterize the crossing (gate) points where such a path intersects the hyperplane, generalizing the well-known refraction principle (Snell's Law) for any dimension and any combination of ℓ_p -norms. Section 3 analyzes location problems with distance measures induced by the above shortest paths. We provide a compact mixed-integer second order cone formulation for this problem and a transformation of that formulation into two continuous SOCP problems. In Section 4 the problem is extended to the case where the hyperplane is endowed with a third norm and thus, it can be used to reduce the length of the shortest paths between regions. Section 5 is devoted to the computational experiments. We report results for different instances. We begin comparing our approach for the first model, with those presented (in dimension 2 and for ℓ_1 - and ℓ_2 -norms) in [17] and [21] by using the data sets given there; then we test our methodology using the 50-points data set in [11] (for dimension 2 and different combinations of ℓ_p -norms, both for the first and the second model); and finally we run a randomly generated set of larger instances (5000, 10000 and 50000 demand points) for different dimension (2, 3 and 5) and different combinations of ℓ_p -norms. The paper ends, in Section 6, with some conclusions and an outlook for further research.

2. SHORTEST PATHS BETWEEN POINTS SEPARATED BY A HYPERPLANE

Let us assume that \mathbb{R}^d is endowed with two ℓ_{p_i} -norms each one in the corresponding halfspace H_i , $i \in \{A, B\}$ induced by the hyperplane $\mathcal{H} = \{x \in \mathbb{R}^d : \alpha^t x = \beta\}$. Let us write $\alpha^t = (\alpha_1, \dots, \alpha_d)$ and assume further that $p_i = r_i/s_i$ with $r_i, s_i \in \mathbb{N} \setminus \{0\}$ and $\gcd(r_i, s_i) = 1$, $i \in \{A, B\}$.

We are given two points $a, b \in \mathbb{R}^d$ such that $\alpha^t a < \beta$ and $\alpha^t b > \beta$, with weights ω_a, ω_b respectively and a generic (but fixed) point $x^* = (x_1^*, \dots, x_d^*)^t$ such that $\alpha^t x^* = \beta$.

The following result characterizes the point x^* that provides the shortest weighted path between a with weight ω_a and b with weight ω_b using their corresponding norms in each side of \mathcal{H} .

Lemma 1. *If $1 < p_A, p_B < +\infty$, the length $d_{p_A p_B}(a, b)$ of the shortest weighted path between a and b is*

$$d_{p_A p_B}(a, b) = \omega_a \|x^* - a\|_{p_A} + \omega_b \|x^* - b\|_{p_B},$$

where $x^* = (x_1^*, \dots, x_d^*)^t$, $\alpha^t x^* = \beta$ must satisfy the following conditions:

(1) For all j such that $\alpha_j = 0$:

$$\omega_a \left[\frac{|x_j^* - a_j|}{\|x^* - a\|_{p_A}} \right]^{p_A-1} \text{sign}(x_j^* - a_j) + \omega_b \left[\frac{|x_j^* - b_j|}{\|x^* - b\|_{p_B}} \right]^{p_B-1} \text{sign}(x_j^* - b_j) = 0.$$

(2) For all i, j such that $\alpha_i \alpha_j \neq 0$.

$$\begin{aligned} \omega_a \left[\frac{|x_i^* - a_i|}{\|x^* - a\|_{p_A}} \right]^{p_A-1} \frac{\text{sign}(x_i^* - a_i)}{\alpha_i} + \omega_b \left[\frac{|x_i^* - b_i|}{\|x^* - b\|_{p_B}} \right]^{p_B-1} \frac{\text{sign}(x_i^* - b_i)}{\alpha_i} = \\ \omega_a \left[\frac{|x_j^* - a_j|}{\|x^* - a\|_{p_A}} \right]^{p_A-1} \frac{\text{sign}(x_j^* - a_j)}{\alpha_j} + \omega_b \left[\frac{|x_j^* - b_j|}{\|x^* - b\|_{p_B}} \right]^{p_B-1} \frac{\text{sign}(x_j^* - b_j)}{\alpha_j}. \end{aligned}$$

Proof. Computing $d_{p_A p_B}(a, b)$ reduces to solving the following problem:

$$\min_{x: \alpha^t x = \beta} \omega_a \|x - a\|_{p_A} + \omega_b \|x - b\|_{p_B}.$$

The above problem is a convex minimization problem with a linear constraint. Consider the Lagrangian function $L(x, \lambda) = \omega_a \|x - a\|_{p_A} + \omega_b \|x - b\|_{p_B} + \lambda(\alpha^t x - \beta)$. Then necessary and sufficient optimality conditions read as:

$$\begin{aligned} \omega_a \left[\frac{|x_j - a_j|}{\|x - a\|_{p_A}} \right]^{p_A-1} \text{sign}(x_j - a_j) + \omega_b \left[\frac{|x_j - b_j|}{\|x - b\|_{p_B}} \right]^{p_B-1} \text{sign}(x_j - b_j) + \lambda \alpha_j = 0, \quad j = 1, \dots, d \\ \alpha^t x - \beta = 0. \end{aligned}$$

First of all, if $\alpha_j = 0$ we obtain condition 1. from the first set of equations. Next, if $\lambda \alpha_j \neq 0$ the above system gives rise to condition 2. □

In the case where one of the two norms involved is not strict, i.e. p_A or $p_B \in \{1, \infty\}$ there are non-differentiable points besides the origin and the optimality condition is obtained using subdifferential calculus. Denote by $\partial f(x)$ the subdifferential set of f at x .

Lemma 2. *If $p_A = +\infty$ or $p_B = 1$, the length $d_{p_A p_B}(a, b)$ of the shortest weighted path between a and b is*

$$d_{p_A p_B}(a, b) = \omega_a \|x^* - a\|_{p_A} + \omega_b \|x^* - b\|_{p_B},$$

where $x^* = (x_1^*, \dots, x_d^*)^t$, $\alpha^t x^* = \beta$ must satisfy:

$$\lambda \alpha \in \omega_a \partial \|x^* - a\|_{p_A} + \omega_b \partial \|x^* - b\|_{p_B}, \quad \text{for some } \lambda \in \mathbb{R}.$$

We note in passing that the optimality condition in Lemma 2 gives rise, whenever p_A or p_B are specified, to usable expressions. In particular, if both p_A and $p_B \in \{1, +\infty\}$ the resulting problem is linear and the condition is very easy to handle. Lemmas 1 and 2 extend the results in [14] to the case of general norms and any finite dimension greater than 2.

Next consider the following embedding of $x \in \mathbb{R}^d \rightarrow (x, \alpha^t x - \beta) \in \mathbb{R}^{d+1}$. Take any point x^* such that $\alpha^t x^* = \beta$. Clearly, a, x^* map to $(a, \alpha^t a - \beta)$, $(x^*, 0)$, respectively. Then, let us denote by γ_a the angle between the vectors $(a - x^*, 0)$ and $(a - x^*, \alpha^t a - \beta)$. Now, we can interpret $\frac{|\alpha^t a - \beta|}{\|a - x^*\|_{p_A}}$

as a generalized sine of the angle γ_a (see Fig. 2). The reader may note that in general this ratio is not a trigonometric function, unless $p_i = 2$, $i \in \{A, B\}$. This way we define by abusing of notation

$$\sin_{p_A} \gamma_a = \frac{|\alpha^t a - \beta|}{\|a - x^*\|_{p_A}} \quad (\text{analogously } \sin_{p_B} \gamma_b = \frac{|\alpha^t b - \beta|}{\|b - x^*\|_{p_B}}).$$

The above expression can be expressed by components, namely:

$$(1) \quad \sin_{p_A} \gamma_a = \left| \sum_{j=1}^d \frac{\alpha_j a_j - \alpha_j x_j^*}{\|a - x^*\|_{p_A}} \right|, \quad (\text{observe that } \alpha^t x^* = \beta).$$

Finally, by similarity we shall denote the non-negative value of each component in the previous sum as

$$\sin_{p_A} \gamma_{a_j} := \frac{|\alpha_j a_j - \alpha_j x_j^*|}{\|a - x^*\|_{p_A}}, \quad j = 1, \dots, d.$$

With the above convention we can state a result that extend the well-known Snell's Law to this framework. It relates the gate point x^* in the hyperplane $\alpha^t x = \beta$ between two points a and b in terms of the generalized sine (1) of the angles γ_a and γ_b .

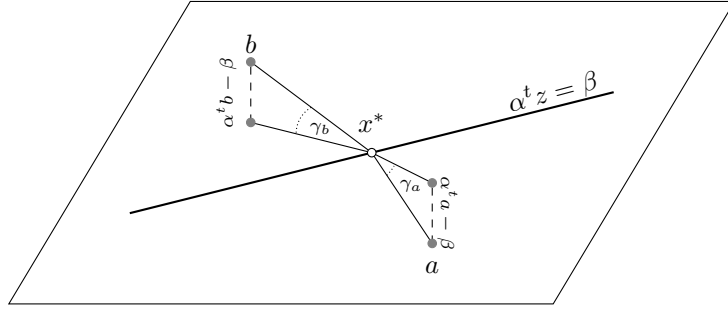


FIGURE 2. Illustrative example of the generalized sines.

Corollary 3 (Snell's-like result). *The point x^* , $x^* = (x_1^*, \dots, x_d^*)^t$, $\alpha^t x^* = \beta$ that defines the shortest weighted path between a and b is determined by the following necessary and sufficient conditions:*

(1) For all j such that $\alpha_j = 0$:

$$\omega_a \left[\frac{|x_j^* - a_j|}{\|x^* - a\|_{p_A}} \right]^{p_A-1} \text{sign}(x_j^* - a_j) + \omega_b \left[\frac{|x_j^* - b_j|}{\|x^* - b\|_{p_B}} \right]^{p_B-1} \text{sign}(x_j^* - b_j) = 0.$$

(2) For all i, j , $\alpha_i \alpha_j \neq 0$.

$$\omega_a \left[\frac{\sin_{p_A} \gamma_{a_i}}{|\alpha_i|} \right]^{p_A-1} \frac{\text{sign}(x_i^* - a_i)}{\alpha_i} + \omega_b \left[\frac{\sin_{p_B} \gamma_{b_i}}{|\alpha_i|} \right]^{p_B-1} \frac{\text{sign}(x_i^* - b_i)}{\alpha_i} = \omega_a \left[\frac{\sin_{p_A} \gamma_{a_j}}{|\alpha_j|} \right]^{p_A-1} \frac{\text{sign}(x_j^* - a_j)}{\alpha_j} + \omega_b \left[\frac{\sin_{p_B} \gamma_{b_j}}{|\alpha_j|} \right]^{p_B-1} \frac{\text{sign}(x_j^* - b_j)}{\alpha_j},$$

Corollary 4 (Snell's Law). *If $d = 2$, $p_A = p_B = 2$ and $\mathcal{H} = \{(x_1, x_2) \in \mathbb{R}^2 : \alpha_1 x_1 + \alpha_2 x_2 = \beta\}$ with $\alpha_1, \alpha_2, \beta \in \mathbb{R}$, the point x^* satisfies that*

$$\omega_a \sin \theta_a = \omega_b \sin \theta_b,$$

where θ_a and θ_b are: 1) if $\alpha_1 \leq \alpha_2$, the angles between the vectors $a - x^*$ and $(-\alpha_2, \alpha_1)^t$, and $b - x^*$ and $(\alpha_2, -\alpha_1)^t$, or 2) if $\alpha_1 > \alpha_2$, the angles between the vectors $a - x^*$ and $(\alpha_2, -\alpha_1)^t$, and $b - x^*$ and $(-\alpha_2, \alpha_1)^t$.

Proof. Since for $p = 2$ the ℓ_2 -norm is isotropic, we can assume w.l.o.g. that the separating line is $x_2 = 0$. Thus, after a change of variable x^* can be taken as the origin of coordinates and $a = (a_1, a_2)$ such that $a_1 \geq 0$, $a_2 < 0$, $b = (b_1, b_2)$ such that $b_1 \leq 0$, $b_2 > 0$.

Next, the optimality condition using Lemma 1 is $\omega_a \frac{|a_1|}{\|a\|_2} - \omega_b \frac{|b_1|}{\|b\|_2} = 0$. The result follows since $\sin \theta_a = \frac{|a_1|}{\|a\|_2}$ and $\sin \theta_b = \frac{|b_1|}{\|b\|_2}$. \square

3. LOCATION PROBLEMS WITH DEMAND POINTS IN TWO MEDIA SEPARATED BY A HYPERPLANE

In this section we analyze the problem of locating a new facility to serve a set of given demand points which are classified into two classes, based on a separating hyperplane. The peculiarity of the model is that different norms to measure distances may be considered within each one of the halfspaces induced by the hyperplane.

Let A and B be two finite sets of given demand points in \mathbb{R}^d , and ω_a and ω_b be the weights of the demand points $a \in A$ and $b \in B$, respectively. Consider $\mathcal{H} = \{x \in \mathbb{R}^d : \alpha^t x = \beta\}$ to be the separating hyperplane in \mathbb{R}^d with $\alpha \in \mathbb{R}^d$ and $\beta \in \mathbb{R}$, and

$$H_A = \{x \in \mathbb{R}^d : \alpha^t x \leq \beta\} \quad \text{and} \quad H_B = \{x \in \mathbb{R}^d : \alpha^t x > \beta\}.$$

We assume that \mathbb{R}^d is endowed with a mixed norm such that the distance measure in H_A is induced by a norm $\|\cdot\|_{p_A}$, the distance measure in H_B is induced by the norm $\|\cdot\|_{p_B}$ and $p_A \geq p_B$. We assume further that $p_i = r_i/s_i$, with $r_i, s_i \in \mathbb{N} \setminus \{0\}$ and $\gcd(r_i, s_i) = 1$, $i \in \{A, B\}$. We observe that the hypothesis that $p_A \geq p_B$ ensures that the two media induce movements at different *speed* and that it is always *faster* to move within H_A .

The goal is to find the location of a single new facility in \mathbb{R}^d so that the sum of the distances from the demand points to the new facility is minimized. The problem can be stated as:

$$(P) \quad f^* := \inf_{x \in \mathbb{R}^d} \sum_{a \in A} \omega_a d_{p_A, p_B}(x, a) + \sum_{b \in B} \omega_b d_{p_A, p_B}(x, b)$$

where for two points $x, y \in \mathbb{R}^d$, $d_{p_A, p_B}(x, y)$ is the length of the shortest path between x and y , as determined by lemmas 1 and 2.

Note that the shortest paths can be explicitly described by distinguishing whether the new location is in H_A or H_B . Let $x \in \mathbb{R}^d$, then:

$$d_{p_A, p_B}(x, a) = \begin{cases} \|x - a\|_{p_A} & \text{if } x \in H_A, \\ \min_{y \in \mathcal{H}} \|y - a\|_{p_A} + \|x - y\|_{p_B} & \text{if } x \in H_B, \end{cases}$$

and

$$d_{p_A, p_B}(x, b) = \begin{cases} \|x - b\|_{p_B} & \text{if } x \in H_B, \\ \min_{y \in \mathcal{H}} \|y - b\|_{p_B} + \|x - y\|_{p_A} & \text{if } x \in H_A. \end{cases}$$

Theorem 5. *Assume that $\min\{|A|, |B|\} > 2$. If the points in A or B are not collinear and $p_A < +\infty$, $p_B > 1$ then Problem (P) always has a unique optimal solution.*

Proof. Let us define the function $f(x, y) : \mathbb{R}^{d \times (|A|+|B|)^d} \rightarrow \mathbb{R}$ as:

$$f(x, y) = \begin{cases} f_{\leq}(x, y) := \sum_{a \in A} \omega_a \|x - a\|_{p_A} + \sum_{b \in B} \omega_b \|x - y_b\|_{p_A} + \sum_{b \in B} \omega_b \|y_b - b\|_{p_B} & \text{if } \alpha^t x \leq \beta \\ f_{>}(x, y) := \sum_{a \in A} \omega_a \|y_a - a\|_{p_A} + \sum_{a \in A} \omega_a \|x - y_a\|_{p_B} + \sum_{b \in B} \omega_b \|x - b\|_{p_B} & \text{if } \alpha^t x > \beta. \end{cases}$$

It is clear that

$$f^* = \min \left\{ \overbrace{\inf_{\alpha^t x \leq \beta, \alpha^t y_b = \beta, \forall b \in B} f_{\leq}(x, y)}^{(SP_{\leq})}, \overbrace{\inf_{\alpha^t x > \beta, \alpha^t y_a = \beta, \forall a \in A} f_{>}(x, y)}^{(SP_{>})} \right\}.$$

We observe that both functions, namely f_{\leq} and $f_{>}$ are continuous and coercive. This implies that $\inf_{\alpha^t x \leq \beta, \alpha^t y_b = \beta, \forall b \in B} f_{\leq}(x, y)$ is attained since the domain is closed and bounded from below. Thus a solution for this subproblem always exists. Moreover, we prove that f_{\leq} is strictly convex which in turn implies that the solution of the first subproblem (SP_{\leq}) is unique.

Indeed, let (x, y) , (x', y') be two points in the domain of f_{\leq} and $0 < \lambda < 1$.

$$\begin{aligned}
f_{\leq}(\lambda x + (1 - \lambda)x', \lambda y + (1 - \lambda)y') &= \sum_{a \in A} \omega_a \|\lambda x + (1 - \lambda)x' - a\|_{p_A} \\
&+ \sum_{b \in B} \omega_b \|\lambda x + (1 - \lambda)x' - \lambda y_b - (1 - \lambda)y'_b\|_{p_B} \\
&+ \sum_{b \in B} \omega_b \|\lambda y_b + (1 - \lambda)y'_b - b\|_{p_B} \\
(A \text{ not collinear and } p_A > 1) &< \sum_{a \in A} \omega_a (\lambda \|x - a\|_{p_A} + (1 - \lambda) \|x' - a\|_{p_A}) \\
&+ \sum_{b \in B} \omega_b (\lambda \|x - y_b\|_{p_A} + (1 - \lambda) \|x' - y'_b\|_{p_A}) \\
&+ \sum_{b \in B} \omega_b (\lambda \|y_b - b\|_{p_B} + (1 - \lambda) \|y'_b - b\|_{p_B}) \\
&= \lambda f_{\leq}(x, y) + (1 - \lambda) f_{\leq}(x', y').
\end{aligned}$$

The analysis of the second subproblem is different since the domain is not closed. First, analogously to the above proof it follows that $f_{>}$ is strictly convex in its domain, namely $\alpha^t x > \beta$, $\alpha^t y_a = \beta$, $\forall a \in A$. Therefore, if the infimum is attained (in the interior of H_B) the solution must be unique. Next, we will prove that if the inf of the second subproblem is not attained then it cannot be an optimal solution of Problem (P) since there exists another point in $\alpha^t x \leq \beta$, $\alpha^t y_b = \beta$, $\forall b \in B$ with a smaller objective value.

Let us assume that no optimal solution of $(SP_{>})$ exists. This implies that the infimum is attained at the boundary of H_B and therefore there exists (\bar{x}, \bar{y}) , $\alpha^t \bar{x} = \beta$ such that

$$\inf_{\alpha^t x > \beta, \alpha^t y_a = \beta, \forall a} f_{>}(x, y) = f_{>}(\bar{x}, \bar{y}).$$

Next,

$$\begin{aligned}
f_{>}(\bar{x}, \bar{y}) &= \sum_{a \in A} \omega_a \|\bar{y}_a - a\|_{p_A} + \sum_{a \in A} \omega_a \|\bar{x} - \bar{y}_a\|_{p_B} + \sum_{b \in B} \omega_b \|\bar{x} - b\|_{p_B} \\
&\geq \sum_{a \in A} \omega_a \|\bar{y}_a - a\|_{p_A} + \sum_{a \in A} \omega_a \|\bar{x} - \bar{y}_a\|_{p_A} + \sum_{b \in B} \omega_b \|\bar{x} - b\|_{p_B} \\
(*) &> \sum_{a \in A} \omega_a \|\bar{x} - a\|_{p_A} + \sum_{b \in B} \omega_b \|\bar{x} - b\|_{p_B}.
\end{aligned}$$

Now, let $B_1 := \{b \in B : \omega_b \|\bar{x} - b\|_{p_B} \geq \omega_b \|\bar{x} - \bar{y}_b\|_{p_B} + \omega_b \|\bar{x} - \bar{y}_b\|_{p_A}\}$ and $B_2 = B \setminus B_1$. (Observe that $\bar{y}_b = \bar{x}$ for all $b \in B_2$.) This allows us to bound from below $(*)$ as follows:

$$\begin{aligned}
(*) &\geq \sum_{a \in A} \omega_a \|\bar{x} - a\|_{p_A} + \sum_{b \in B_1} \omega_b \|\bar{x} - \bar{y}_b\|_{p_B} + \sum_{b \in B_1} \omega_b \|\bar{x} - \bar{y}_b\|_{p_A} + \sum_{b \in B_2} \omega_b \|\bar{x} - b\|_{p_B} \\
&= \sum_{a \in A} \omega_a \|\bar{x} - a\|_{p_A} + \sum_{b \in B} \omega_b \|\bar{x} - \bar{y}_b\|_{p_B} + \sum_{b \in B_1} \omega_b \|\bar{x} - \bar{y}_b\|_{p_A} \\
&= f_{\leq}(\bar{x}, \bar{y}).
\end{aligned}$$

Hence, (\bar{x}, \bar{y}) provides a smaller objective value evaluated in (SP_{\leq}) which concludes the proof. \square

The above description of the distances, allows us to formulate Problem (P) as a mixed integer nonlinear programming problem by introducing an auxiliary variable $\gamma \in \{0, 1\}$ that identifies whether the new facility belongs to H_A or \bar{H}_B .

Theorem 6. *Problem (P) is equivalent to the following problem:*

$$\begin{aligned}
(2a) \quad & \min \sum_{a \in A} \omega_a Z_a + \sum_{b \in B} \omega_b Z_b \\
(2b) \quad & s.t. \quad z_a - Z_a \leq M_a(1 - \gamma), \quad \forall a \in A, \\
(2c) \quad & w_a + u_a - Z_a \leq M_a \gamma, \quad \forall a \in A, \\
(2d) \quad & z_b - Z_b \leq M_b \gamma, \quad \forall b \in B, \\
(2e) \quad & w_b + u_b - Z_b \leq M_b(1 - \gamma), \quad \forall b \in B, \\
(2f) \quad & z_a \geq \|x - a\|_{p_A}, \quad \forall a \in A, \\
(2g) \quad & w_a \geq \|x - y_a\|_{p_B}, \quad \forall a \in A, \\
(2h) \quad & u_a \geq \|a - y_a\|_{p_A}, \quad \forall a \in A, \\
(2i) \quad & z_b \geq \|x - b\|_{p_B}, \quad \forall b \in B, \\
(2j) \quad & w_b \geq \|x - y_b\|_{p_A}, \quad \forall b \in B, \\
(2k) \quad & u_b \geq \|b - y_b\|_{p_B}, \quad \forall b \in B, \\
(2l) \quad & \alpha^t x - \beta \leq M(1 - \gamma), \\
(2m) \quad & \alpha^t x - \beta \geq -M\gamma, \\
(2n) \quad & \alpha^t y_a = \beta, \quad \forall a \in A, \\
(2o) \quad & \alpha^t y_b = \beta, \quad \forall b \in B, \\
(2p) \quad & Z_a, z_a, w_a, u_a \geq 0, \quad \forall a \in A, \\
(2q) \quad & Z_b, z_b, w_b, u_b \geq 0, \quad \forall b \in B, \\
(2r) \quad & y_a, y_b \in \mathbb{R}^d, \quad \forall a \in A, b \in B, \\
(2s) \quad & \gamma \in \{0, 1\}.
\end{aligned}$$

with $M, M_a, M_b > 0$ sufficiently large constants for all $a \in A, b \in B$.

Proof. Let us introduce the auxiliary variable $\gamma = \begin{cases} 1 & \text{if } x \in H_A, \\ 0 & \text{if } x \in \overline{H}_B, \end{cases}$ that models whether the location of the new facility x is in H_A or in the closure of H_B . (Observe that if $x \in H_A \cap \overline{H}_B$, γ can assume both values.) Note that constraints (2l), (2m) and (2s) assure the correct definition of this variable. Next, we define the auxiliary variables $Z_a \forall a \in A$ and $Z_b \forall b \in B$ that represent the shortest path length from the new location at x to $a \in A$ and $b \in B$, respectively. Similarly, with z_a and z_b we shall model $\|x - a\|_{p_A}$ and $\|x - b\|_{p_B}$, respectively.

We shall prove the case $x \in H_A$, since the case $x \in \overline{H}_B$ follows analogously when $\gamma = 0$. In case $x \in H_A$ (being then $\gamma = 1$), let us denote with w_b the distance between x and the gate point, y_b , of b on \mathcal{H} , namely $w_b = \|x - y_b\|_{p_A}$; and with u_b the distance between y_b and b , $u_b = \|b - y_b\|_{p_B}$ for all $b \in B$ (2o). Since $\gamma = 1$, the minimization of the objective function and constraints (2b), (2f), (2j) and (2k) assure that the variables are well-defined and that:

$$Z_a = z_a = \|x - a\|_{p_A} \quad \text{and} \quad Z_b = w_b + u_b = \|x - y_b\|_{p_A} + \|b - y_b\|_{p_B}.$$

Hence, the minimum value of $\sum_{a \in A} \omega_a Z_a + \sum_{b \in B} \omega_b Z_b$ is the overall sum of the shortest paths distances between x and the points in $A \cup B$. □

Observe that the hyperplane \mathcal{H} induces the decomposition of \mathbb{R}^d into $\mathbb{R}^d = H_A \cup H_B$, and such that $H_A \cap \overline{H}_B = \mathcal{H}$. Moreover, using the result in Theorem 5, Problem P is equivalent to solve two problems, restricting x to be in H_A and in \overline{H}_B .

Theorem 7. *Let $x^* \in \mathbb{R}^d$ be the optimal solution of (P). Then, x^* is the solution of one of the following two problems:*

$$\begin{array}{ll}
(P_A) \quad \min \sum_{a \in A} \omega_a z_a + \sum_{b \in B} \omega_b w_b + \sum_{b \in B} \omega_b u_b & (P_B) \quad \min \sum_{b \in B} \omega_b z_b + \sum_{a \in A} \omega_a w_a + \sum_{a \in A} \omega_a u_a \\
s.t. \quad (2f), (2j), (2k), (2o), & s.t. \quad (2g), (2h), (2i), (2n), \\
(3) \quad \alpha^t x \leq \beta, & (4) \quad \alpha^t x \geq \beta, \\
z_a \geq 0, \forall a \in A, & z_b \geq 0, \forall b \in B, \\
w_b, u_b \geq 0, \forall b \in B, & w_a, u_a \geq 0, \forall a \in A, \\
x, y_b \in \mathbb{R}^d. & x, y_a \in \mathbb{R}^d.
\end{array}$$

Proof. Let x^* be the optimal solution of (P). By Theorem 6, x^* must be the optimal solution of (2a)-(2s). Hence, we can distinguish two cases: (a) $x^* \in H_A$; or (b) $x^* \in \bar{H}_B$. First, let us analyze case (a). Since $x^* \in H_A$, then $\gamma^* = 1$. Hence, the non-redundant constraints in (P) are (2o), (3), (2f), (2j) and (2k), and the variables Z_a and Z_b in (P) reduce to z_a and $w_b + u_b$, respectively. The above simplification results in the formulation of Problem (P_A) .

For case (b), the proof follows in the same manner. The reader may note that the hyperplane \mathcal{H} is considered in both problems. However, by the proof of Theorem 5, if x^* is in \mathcal{H} , since we assume that $p_A \geq p_B$, the optimal value of (P_A) is not greater than the optimal value of (P_B) and the solution can be considered to belong to H_A . □

From theorems 5 and 7 we get the following result.

Theorem 8. *Let $(x^*, y^*) \in \mathbb{R}^{d \times |B|^d}$ be the optimal solution of (P_A) and $(\hat{x}, \hat{y}) \in \mathbb{R}^{d \times |A|^d}$ be the optimal solution of (P_B) , with objective values f^* and \hat{f} , respectively. If $f^* > \hat{f}$ (resp. $f^* < \hat{f}$), $y_b^* = y_{b'}^* = x^*$, for all $b, b' \in B$ (resp. $\hat{y}_a = \hat{y}_{a'} = \hat{x}$, for all $a, a' \in A$).*

As we mentioned before, the important cases where the norms used to measure distances are ℓ_p -norms, $p \in \mathbb{Q}$, $1 < p < +\infty$, are very important and their corresponding models simplify further. In what follow, we give explicit formulations for these problems.

Theorem 9. Let $\|\cdot\|_{p_i}$ be a ℓ_{p_i} -norm with $p_i = \frac{r_i}{s_i} > 1$, $r_i, s_i \in \mathbb{N} \setminus \{0\}$, and $\gcd(r_i, s_i) = 1$ for $i \in \{A, B\}$. Then, (P_A) is equivalent to

$$\begin{aligned}
(5a) \quad & \min \sum_{a \in A} \omega_a z_a + \sum_{b \in B} \omega_j w_j + \sum_{b \in B} \omega_b u_b \\
& \text{s.t. } (3), (2o), \\
(5b) \quad & t_{ak} - x_k + a_k \geq 0, \quad \forall a \in A, k = 1, \dots, d, \\
(5c) \quad & t_{ak} + x_k - a_k \geq 0, \quad \forall a \in A, k = 1, \dots, d, \\
(5d) \quad & v_{bk} + x_k - y_{bk} \geq 0, \quad \forall b \in B, k = 1, \dots, d, \\
(5e) \quad & v_{bk} - x_k + y_{bk} \geq 0, \quad \forall b \in B, k = 1, \dots, d, \\
(5f) \quad & g_{bk} - y_{bk} + b_k \geq 0, \quad \forall b \in B, k = 1, \dots, d, \\
(5g) \quad & g_{bk} + y_{bk} - b_k \geq 0, \quad \forall b \in B, k = 1, \dots, d, \\
(5h) \quad & t_{ak}^{r_A} \leq \xi_{ak}^{s_A} z_a^{r_A - s_A}, \quad \forall a \in A, k = 1, \dots, d, \\
(5i) \quad & v_{bk}^{r_B} \leq \rho_{bk}^{s_B} w_b^{r_B - s_B}, \quad \forall b \in B, k = 1, \dots, d, \\
(5j) \quad & g_{bk}^{r_B} \leq \psi_{bk}^{s_B} u_b^{r_B - s_B}, \quad \forall b \in B, k = 1, \dots, d, \\
(5k) \quad & \sum_{k=1}^d \xi_{ak} \leq z_a, \quad \forall a \in A, \\
(5l) \quad & \sum_{k=1}^d \rho_{bk} \leq w_b, \quad \forall b \in B, \\
(5m) \quad & \sum_{k=1}^d \psi_{bk} \leq u_b, \quad \forall b \in B, \\
(5n) \quad & \xi_{ak}, t_{ak}, \rho_{bk}, v_{bk}, \psi_{bk}, g_{bk} \geq 0, \quad \forall a \in A, b \in B, k = 1, \dots, d, \\
(5o) \quad & z_a, w_b, u_b \geq 0, \quad \forall a \in A, b \in B, \\
(5p) \quad & x, y_b \in \mathbb{R}^d, \quad \forall b \in B.
\end{aligned}$$

Proof. Note that the difference between (P_A) and the formulation (5a)-(5p) stems in the constraints that represent the norms [(2f), (2j) and (2k)] in (P_A) that are now rewritten as (5b)-(5m). This equivalence follows from the observation that any constraint in the form $Z \geq \|X - Y\|_p$, for any $p = \frac{r}{s}$ with $r, s \in \mathbb{N} \setminus \{0\}$, $r > s$ and $\gcd(r, s) = 1$, and X, Y variables in \mathbb{R}^d , can be equivalently written as the following set of constraints:

$$\left. \begin{aligned}
& Q_k + X_k - Y_k \geq 0, \quad k = 1, \dots, d, \\
& Q_k - X_k + Y_k \geq 0, \quad k = 1, \dots, d, \\
& Q_k^r \leq R_k^s Z^{r-s}, \quad k = 1, \dots, d, \\
& \sum_{k=1}^d R_k \leq Z, \\
& R_k \geq 0, \quad \forall k = 1, \dots, d.
\end{aligned} \right\} \quad (6)$$

Indeed, let $\rho = \frac{r}{r-s}$, then $\frac{1}{\rho} + \frac{s}{r} = 1$. Let (Z, X, Y) fulfills the inequality $Z \geq \|X - Y\|_p$. Then we have

$$\begin{aligned}
(7) \quad & \|X - Y\|_p \leq Z \iff \left(\sum_{k=1}^d |X_k - Y_k|^{\frac{r}{s}} \right)^{\frac{s}{r}} \leq Z^{\frac{s}{r}} Z^{\frac{1}{\rho}} \iff \left(\sum_{k=1}^d |X_k - Y_k|^{\frac{r}{s}} Z^{\frac{r}{s}(-\frac{r-s}{r})} \right)^{\frac{s}{r}} \leq Z^{\frac{s}{r}}, \\
& \iff \sum_{k=1}^d |X_k - Y_k|^{\frac{r}{s}} Z^{-\frac{r-s}{s}} \leq Z.
\end{aligned}$$

Then (7) holds if and only if $\exists R \in \mathbb{R}^d$, $R_k \geq 0$, $\forall k = 1, \dots, d$ such that

$$|X_k - Y_k|^{\frac{r}{s}} Z^{-\frac{r-s}{s}} \leq R_k, \quad \text{satisfying} \quad \sum_{k=1}^d R_k \leq Z,$$

or equivalently,

$$|X_k - Y_k|^r \leq R_k^s Z^{r-s}, \quad \sum_{k=1}^d R_k \leq Z.$$

Set $Q_k = |X_k - Y_k|$ and $R_k = |X_k - Y_k|^p Z^{-1/\rho}$. Then, clearly (Z, X, Y, Q, R) satisfies (6).

Conversely, let (Z, X, Y, Q, R) be a feasible solution of (6). Then, $Q_k \geq |X_k - Y_k|$ and $R_k \geq Q_j^{(\frac{r}{s})} Z^{-\frac{r-s}{s}} \geq |X_k - Y_k|^r Z^{-\frac{r-s}{s}}$. Thus,

$$\sum_{k=1}^d |X_k - Y_k|^{\frac{r}{s}} Z^{-\frac{r-s}{s}} \leq \sum_{k=1}^d R_k \leq Z,$$

which in turns implies that $\sum_{k=1}^d |X_k - Y_k|^{\frac{r}{s}} \leq Z Z^{\frac{r-s}{s}}$ and hence, $\|X - Y\|_p \leq Z$.

□

Remark 10 (Polyhedral Norms). *Note that when the norms in H_A or H_B are polyhedral norms, a much simpler (linear) representation than the one given in Theorem 9 is possible. Actually, it is well-known that if $\|\cdot\|$ is a polyhedral norm, such that B^* , the unit ball of its dual norm, has $\text{Ext}(B^*)$ as set of extreme points, the constraint $Z \geq \|X - Y\|$ is equivalent to*

$$Z \geq e^t(X - Y), \quad \forall e \in \text{Ext}(B^*).$$

Corollary 11. *Problem (P_A) (resp. (P_B)) can be represented as a semidefinite programming problem with $|A|(2d+1) + |B|(4d+3) + 1$ (resp. $|B|(2d+1) + |A|(4d+3) + 1$) linear constraints and at most $4d(|A| \log r_A + |B| \log r_A + |B| \log r_B)$ (resp. $4d(|B| \log r_B + |A| \log r_B + |A| \log r_A)$) positive semidefinite constraints.*

Proof. By Theorem 9, Problem (P_A) is equivalent to Problem (5). Then, using [3, Lemma 3], we represent each one of the nonlinear inequalities, as a system of at most $2 \log r_A$ or $2 \log r_B$ inequalities of the form $X^2 \leq YZ$, involving 3 variables, X, Y, Z with Y, Z non negative. Hence, by Schur complement, it follows that

$$(8) \quad X^2 \leq YZ \quad \Leftrightarrow \begin{pmatrix} Y+Z & 0 & 2X \\ 0 & Y+Z & Y-Z \\ 2X & Y-Z & Y+Z \end{pmatrix} \succeq 0, \quad Y+Z \geq 0.$$

Hence, Problem (P_A) is a semidefinite programming problem because it has a linear objective function, $|A|(2d+1) + |B|(4d+3) + 1$ linear inequalities and at most $4d(|A| \log r_A + |B| \log r_A + |B| \log r_B)$ linear matrix inequalities.

□

The reader may note that by similar arguments and since the left-hand representation of (8) is a second order cone constraint, Problem (P_A) can also be seen as a second order cone program.

The following example illustrates this model with the 18-points data set from Parlar [17].

Example 12. *Let $\mathcal{H} = \{x \in \mathbb{R}^d : 1.5x - y = 0\}$ and consider the set of 18-demand points in [17]. We consider that the distance measure in H_A is the ℓ_2 -norm while in H_B is the ℓ_3 -norm. The solution of Problem (P) is $x^* = (9.23792, 6.435661)$ with objective value $f^* = 103.934734$.*

Fig. 3 shows the demand points A and B , the hyperplane \mathcal{H} , the solution x^ , as well as the shortest paths between x^* and the points in A and B .*

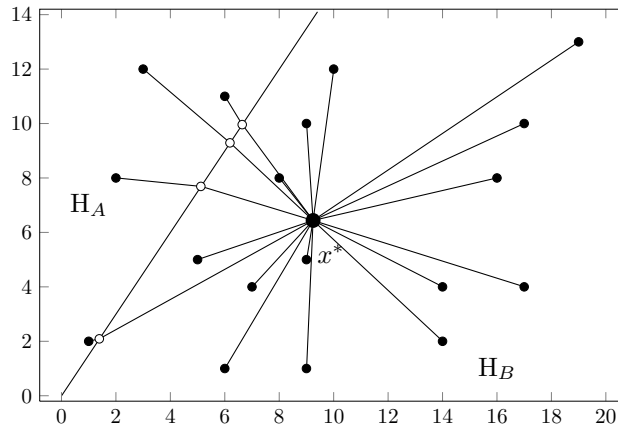


FIGURE 3. Demand points and optimal solution of Example 12.

Finally, to conclude this section we address the restricted case of Problem (P). Let $\{g_1, \dots, g_l\} \subset \mathbb{R}[X]$ be real polynomials and $\mathbf{K} := \{x \in \mathbb{R}^d : g_j(x) \geq 0, j = 1, \dots, l\}$ a basic closed, compact semialgebraic set with nonempty interior satisfying that for some $M > 0$ the quadratic polynomial $u(x) = M - \sum_{k=1}^d x_k^2$ has a representation on \mathbf{K} as $u = \sigma_0 + \sum_{j=1}^l \sigma_j g_j$, for some $\{\sigma_0, \dots, \sigma_l\} \subset \mathbb{R}[X]$ being each σ_j sum of squares (Archimedean property [15]). We remark that the assumption on the Archimedean property is not restrictive at all, since any semialgebraic set $\mathbf{K} \subseteq \mathbb{R}^d$ for which it is known that $\sum_{k=1}^d x_k^2 \leq M$ holds for some $M > 0$ and for all $x \in \mathbf{K}$, admits a new representation $\mathbf{K}' = \mathbf{K} \cup \{x \in \mathbb{R}^d : g_{l+1}(x) := M - \sum_{k=1}^d x_k^2 \geq 0\}$ that trivially verifies the Archimedean property.

For the sake of simplicity, we assume that the domain \mathbf{K} is compact and has nonempty interior, as it is usual in Location Analysis. We observe that we can extend the results in Section 3 to a broader class of convex constrained problems.

Theorem 13. *Let $\mathbf{K} := \{x \in \mathbb{R}^d : g_j(x) \geq 0, j = 1, \dots, l\}$ be a basic closed, compact semialgebraic set with nonempty interior, and consider the restricted problem:*

$$(9) \quad \min_{x \in \mathbf{K}} \sum_{a \in A} \omega_a d(x, a) + \sum_{b \in B} \omega_b d(x, b).$$

Assume that \mathbf{K} satisfies the Archimedean property and further that any of the following conditions hold:

- (1) $g_i(x)$ are concave for $i = 1, \dots, l$ and $-\sum_{i=1}^l \mu_i \nabla^2 g_i(x) \succ 0$ for each dual pair (x, μ) of the problem of minimizing any linear functional $c^t x$ on \mathbf{K} (Positive Definite Lagrange Hessian (PDLH)).
- (2) $g_i(x)$ are sos-concave on \mathbf{K} for $i = 1, \dots, l$ or $g_i(x)$ are concave on \mathbf{K} and strictly concave on the boundary of \mathbf{K} where they vanish, i.e. $\partial \mathbf{K} \cap \partial \{x \in \mathbb{R}^d : g_i(x) = 0\}$, for all $i = 1, \dots, l$.
- (3) $g_i(x)$ are strictly quasi-concave on \mathbf{K} for $i = 1, \dots, l$.

Then, there exists a constructive finite dimension embedding, which only depends on p_A, p_B and $g_i, i = 1, \dots, l$, such that the solution of (9) can be obtained by solving two semidefinite programming problems.

Proof. The unconstrained version of Problem (9) can be equivalently written as two SDP problems using the result in Theorem 7 and Corollary 11. Therefore, it remains to prove that under the conditions 1, 2 or 3 the constraint set $x \in \mathbf{K}$ is also exactly represented as a finite number of semidefinite constraints or equivalently that it is semidefinite representable (SDr). The discussion that the three above mentioned cases are SDr is similar to that in [3, Theorem 8] and thus it is omitted here. \square

4. LOCATION PROBLEMS IN TWO MEDIA DIVIDED BY A HYPERPLANE ENDOWED WITH A DIFFERENT NORM

In this section we consider an extension of the location problem in the previous section where the separating hyperplane is endowed with a third norm, namely $\|\cdot\|_{p_H}$, and it may be used to travel in shortest paths crossing it. Thus, the new problem consists of locating a new facility to minimize the weighted sum of the distances to the demand points, but where, if it is convenient, a shortest path from the facility to a demand point that crosses the hyperplane may travel through it. This way the hyperplane can be seen as a rapid transit boundary for displacements between different media.

We define the shortest path distance between two points a and b in \mathbb{R}^d by

$$(DT) \quad d_t(a, b) = \begin{cases} \|a - b\|_{p_i} & \text{if } a, b \in H_i, i \in \{A, B\}, \\ \min_{x, y \in \mathcal{H}} \|x - a\|_{p_A} + \|x - y\|_{p_H} + \|y - b\|_{p_B} & \text{if } a \in H_A, b \in \overline{H_B}, \end{cases}$$

and x, y represent the access and the exit (gate) points where the shortest path from a to b crosses through the hyperplane.

As in Section 2 we can also give a general result about the optimal gate points of the shortest weighted path between points in this framework. In this case we must resort to subdifferential calculus to avoid nondifferentiability situations due to the possible coincidence of x^* and y^* . Let us denote by $\partial_x f(x^*, y^*)$ (resp. $\partial_y f(x^*, y^*)$) the subdifferential set of the function f as a function of its first (resp. second) set of variables, i.e. x^* is fixed (resp. y^* is fixed), at x^* (resp. y^*).

Lemma 14. *The distance $d_t(a, b)$ of the shortest weighted path between a and b is*

$$\omega_a \|x^* - a\|_{p_A} + \omega_H \|x^* - y^*\|_{p_H} + \omega_b \|y^* - b\|_{p_B},$$

where $x^* = (x_1^*, \dots, x_d^*)^t$, and $y^* = (y_1^*, \dots, y_d^*)^t$, $\alpha^t x^* = \beta$, $\alpha^t y^* = \beta$ must satisfy:

$$\begin{aligned} \lambda_a \alpha &\in \omega_a \partial_x \|x^* - a\|_{p_A} + \omega_H \partial_x \|x^* - y^*\|_{p_H}, \quad \text{for some } \lambda_a \in \mathbb{R}, \\ \lambda_b \alpha &\in \omega_b \partial_y \|y^* - b\|_{p_B} + \omega_H \partial_y \|x^* - y^*\|_{p_H}, \quad \text{for some } \lambda_b \in \mathbb{R}. \end{aligned}$$

Now, we consider again the embedding defined in Section 2: $x \in \mathbb{R}^d \rightarrow (x, \alpha^t x - \beta) \in \mathbb{R}^{d+1}$. Denote by γ_a the angle between the vectors $(a - x^*, 0)$ and $(a - x^*, \alpha^t a - \beta)$ and by γ_b the angle between $(b - y^*, 0)$ and $(a - y^*, \alpha^t b - \beta)$. Then, we can interpret $\frac{|\alpha^t a - \beta|}{\|a - x^*\|_{p_A}}$ and $\frac{|\alpha^t b - \beta|}{\|b - y^*\|_{p_B}}$ as generalized sines of the angles γ_a and γ_b , respectively (see Fig. 4). The reader may again note that in general these ratios are not trigonometric functions, unless $p_A = p_B = 2$. We define the generalized sines as:

$$\sin_{p_A} \gamma_a = \frac{|\alpha^t a - \beta|}{\|x^* - a\|_{p_A}} \quad \text{and} \quad \sin_{p_B} \gamma_b = \frac{|\alpha^t b - \beta|}{\|y^* - b\|_{p_B}}.$$

These expressions can be written by components as:

$$\sin_{p_A} \gamma_a = \left| \sum_{j=1}^d \frac{\alpha_j a_j - \alpha_j x_j^*}{\|a - x^*\|_{p_A}} \right|, \quad \sin_{p_B} \gamma_b = \left| \sum_{j=1}^d \frac{\alpha_j b_j - \alpha_j y_j^*}{\|b - y^*\|_{p_B}} \right|.$$

Finally, by similarity we shall denote the non-negative value of each component in the previous sums as

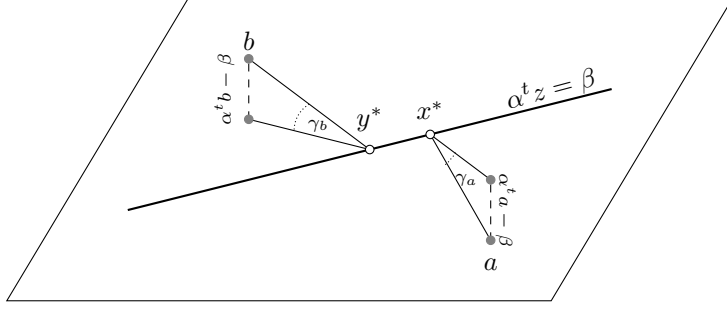
$$\sin_{p_A} \gamma_{a_j} := \frac{|\alpha_j a_j - \alpha_j x_j^*|}{\|a - x^*\|_{p_A}} \quad \text{and} \quad \sin_{p_B} \gamma_{b_j} := \frac{|\alpha_j b_j - \alpha_j y_j^*|}{\|b - y^*\|_{p_B}} \quad j = 1, \dots, d.$$

With the above notation, we state the following results derived from Lemma 14.

Corollary 15 (Snell's-like result). *Assume that $\|\cdot\|_{p_A}$, $\|\cdot\|_{p_B}$, $\|\cdot\|_{p_H}$ are ℓ_p -norms with $1 < p < +\infty$. Let $x^*, y^* \in \mathbb{R}^d$, $\alpha^t x^* = \alpha^t y^* = \beta$. Then, x^* and y^* define the shortest weighted path between a and b when traversing the hyperplane is allowed if and only if the following conditions are satisfied:*

(1) *For all j such that $\alpha_j = 0$:*

$$\omega_a \left[\frac{|x_j^* - a_j|}{\|x^* - a\|_{p_A}} \right]^{p_A-1} \text{sign}(x_j^* - a_j) + \omega_H \left[\frac{|x_j^* - y_j^*|}{\|x^* - y^*\|_{p_H}} \right]^{p_H-1} \text{sign}(x_j^* - y_j^*) = 0,$$

FIGURE 4. Illustrative example of the generalized sines when traversing \mathcal{H} .

$$\omega_b \left[\frac{|y_j^* - b_j|}{\|y^* - b\|_{p_B}} \right]^{p_B-1} \text{sign}(y_j^* - b_j) - \omega_H \left[\frac{|x_j^* - y_j^*|}{\|x^* - y^*\|_{p_H}} \right]^{p_H-1} \text{sign}(x_j^* - y_j^*) = 0.$$

(2) For all i, j , such that $\alpha_i \alpha_j \neq 0$:

$$\omega_a \left[\frac{\sin \gamma_{a_i}}{|\alpha_i|} \right]^{p_A-1} \frac{\text{sign}(x_i^* - a_i)}{\alpha_i} + \omega_H \left[\frac{|x_i^* - y_i^*|}{\|x^* - y^*\|_{p_H}} \right]^{p_H-1} \frac{\text{sign}(x_i^* - y_i^*)}{\alpha_i} =$$

$$\omega_a \left[\frac{\sin \gamma_{a_j}}{|\alpha_j|} \right]^{p_A-1} \frac{\text{sign}(x_j^* - a_j)}{\alpha_j} + \omega_H \left[\frac{|x_j^* - y_j^*|}{\|x^* - y^*\|_{p_H}} \right]^{p_H-1} \frac{\text{sign}(x_j^* - y_j^*)}{\alpha_j},$$

and

$$\omega_a \left[\frac{\sin \gamma_{b_i}}{|\alpha_i|} \right]^{p_B-1} \frac{\text{sign}(y_i^* - b_i)}{\alpha_i} - \omega_H \left[\frac{|x_i^* - y_i^*|}{\|x^* - y^*\|_{p_H}} \right]^{p_H-1} \frac{\text{sign}(x_i^* - y_i^*)}{\alpha_i} =$$

$$\omega_a \left[\frac{\sin \gamma_{b_j}}{|\alpha_j|} \right]^{p_B-1} \frac{\text{sign}(y_j^* - b_j)}{\alpha_j} - \omega_H \left[\frac{|x_j^* - y_j^*|}{\|x^* - y^*\|_{p_H}} \right]^{p_H-1} \frac{\text{sign}(x_j^* - y_j^*)}{\alpha_j}.$$

Corollary 16. If $d = 2$, $p_A = p_B = p_H = 2$ and $\mathcal{H} = \{(x_1, x_2) \in \mathbb{R}^2 : x_2 = 0\}$, the points x^* , y^* satisfy one of the following conditions:

- 1) $\omega_a \sin \theta_a = \omega_b \sin \theta_b = \omega_H \frac{|y_1^*|}{\|x^* - y^*\|_{p_H}}$ and $x^* \neq y^*$, or
- 2) $\omega_a \sin \theta_a = \omega_b \sin \theta_b$ and $x^* = y^*$,

where θ_a is the angle between the vectors $a - x^*$ and $(0, -1)$ and θ_b the angle between $b - y^*$ and $(0, 1)$ (see Fig. 5).

Proof. To prove 1), since the Euclidean norm is isotropic, we can assume w.l.o.g. that after a change of variable x^* and y^* can be taken such that $x_1^* = 0$, $y_1^* \geq 0$ and $a = (a_1, a_2)$ such that $a_1 \geq 0$, $a_2 < 0$, $b = (b_1, b_2)$ such that $b_1 \leq 0$, $b_2 > 0$.

The optimality condition using Lemma 14, assuming $x^* \neq y^*$, is:

$$\omega_a \frac{|a_1|}{\|x^* - a\|_2} - \omega_H \frac{|y_1^*|}{\|x^* - y^*\|_2} = 0,$$

$$-\omega_b \frac{|y_1^* - b_1|}{\|y^* - b\|_2} + \omega_H \frac{|y_1^*|}{\|x^* - y^*\|_2} = 0.$$

The result follows since $\sin \theta_a = \frac{|a_1|}{\|x^* - a\|_2}$, $\sin \theta_b = \frac{|y_1^* - b_1|}{\|y^* - b\|_2}$.

If $x^* = y^*$ the result for condition 2) follows from Corollary 4. □

Note that in Corollary 16 one can make w.l.o.g. the assumption that the separating line is $x_2 = 0$ due to the isotropy of the Euclidean norm.

We observe that if $\omega_a = \omega_b = \omega_H = 1$, and $y_1 > 0$ from the equation (10) we get $|y_1^* - b_1| = \|y^* - b\|_2$ which is impossible unless $b_2 = 0$ which contradicts the hypotheses in the proof. Therefore, y_1^* cannot be greater than zero. Hence, in this case the condition reduces to $x^* = y^*$ and $\omega_a \frac{|a_1|}{\|x^* - a\|_2} = \omega_b \frac{|b_1|}{\|y^* - b\|_2}$ or in other words $\sin \theta_a = \sin \theta_b$.

Note also that the case when $\omega_H = 0$ and $\omega_a \omega_b \neq 0$, reduces to compute the projections onto \mathcal{H} , of each one of the points a and b . Indeed by condition 1) in Corollary 16, $\sin \theta_a = \sin \theta_b = 0$, being $\theta_a = \theta_b = 0$ (see Fig. 6).

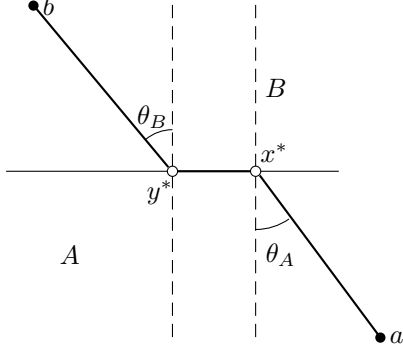


FIGURE 5. Snell's law when traversing \mathcal{H} .

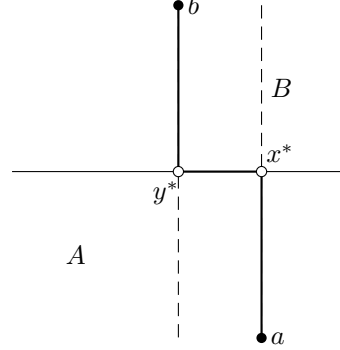


FIGURE 6. Snell's law when traversing \mathcal{H} and $\omega_H = 0$.

Lemma 17. *Let $a \in H_A$ and $b \in H_B$. Then,*

1. *If $\max\{p_A, p_B\} \geq p_H$ the shortest path distance $d_t(a, b) = \min_{x: \alpha^t x = \beta} \|x - a\|_{p_A} + \|x - b\|_{p_B}$, i.e. it crosses \mathcal{H} at a unique point.*
2. *If $p_H \geq \max\{p_A, p_B\}$ then the shortest path from a to b may contain a non-degenerated segment on \mathcal{H} .*

Proof. Let us consider the general form of the solution to determine $d_t(a, b)$, namely

$$d_t(a, b) = \min_{x, y \in \mathcal{H}} \|x - a\|_{p_A} + \|x - y\|_{p_H} + \|y - b\|_{p_B}.$$

Clearly, if $p_A \geq p_H$, we have

$$\begin{aligned} \|x - a\|_{p_A} + \|x - y\|_{p_H} + \|y - b\|_{p_B} &\geq \|x - a\|_{p_A} + \|x - y\|_{p_A} + \|y - b\|_{p_B}; \\ (\text{by the triangular inequality}) &\geq \|y - a\|_{p_A} + \|y - b\|_{p_B}. \end{aligned}$$

□

Definition 18. *We say that the norms ℓ_{p_A} , ℓ_{p_B} and ℓ_{p_H} satisfy the Rapid Enough Transit Media Condition (RETM) for $a \in A$ and $b \in B$ if:*

1. *For $y^* \in \arg \min_{y \in \mathcal{H}} \|y - a\|_{p_A}$, $\|a - y^*\|_{p_A} + \|x - y^*\|_{p_H} \leq \|x - a\|_{p_A}$, for all $x \in \mathcal{H}$, and*
2. *For $x^* \in \arg \min_{x \in \mathcal{H}} \|x - b\|_{p_B}$, $\|b - x^*\|_{p_B} + \|x^* - y\|_{p_H} \leq \|y - b\|_{p_B}$, for all $y \in \mathcal{H}$.*

Note that the above definition states that a triplet of norms $(\ell_{p_A}, \ell_{p_B}, \ell_{p_H})$ satisfies the condition if the norm defined over the hyperplane \mathcal{H} is 'faster enough' to reverse the triangle inequality when mixing the norms, i.e., when the shortest path from a point outside the hyperplane to another point in the hyperplane benefits from traveling throughout the hyperplane.

Lemma 19. *Let $a \in H_A$ and $b \in H_B$. Then, if $p_H \geq p_A \geq p_B$ and the corresponding norms satisfy the RETM condition for a and b , the shortest path from a to b crosses throughout \mathcal{H} in the following two points:*

$$x^* = a - \frac{\alpha^t a - \beta}{\|\alpha\|_{p_A}^*} \delta_\alpha^A \quad \text{and} \quad y^* = b - \frac{\alpha^t b - \beta}{\|\alpha\|_{p_B}^*} \delta_\alpha^B$$

where $\|\cdot\|_{p_A}^*$ and $\|\cdot\|_{p_B}^*$ are the dual norms to $\|\cdot\|_{p_A}$ and $\|\cdot\|_{p_B}$, respectively, and $\delta_\alpha^A \in \arg \max_{\|\delta\|_{p_A}=1} \alpha^t \delta$, $\delta_\alpha^B \in \arg \max_{\|\delta\|_{p_B}=1} \alpha^t \delta$.

Proof. First, note that x^* and y^* correspond with the projections of a and b onto \mathcal{H} , respectively (see [16]). Let $x, y \in \mathcal{H}$ be alternative gate points in a path from a to b . Then

$$\begin{aligned} \|b - y\|_{p_B} + \|x - y\|_{p_H} + \|a - x\|_{p_A} &\stackrel{RET M}{\geq} \|b - y^*\|_{p_B} + \|y^* - y\|_{p_H} + \|x - y\|_{p_H} + \|a - x^*\|_{p_A} \\ &\quad + \|x^* - x\|_{p_H} \\ &\geq \|b - y^*\|_{p_B} + \|a - x^*\|_{p_A} + \|y^* - x\|_{p_H} + \|x^* - x\|_{p_H} \\ &\geq \|b - y^*\|_{p_B} + \|a - x^*\|_{p_A} + \|y^* - x^*\|_{p_H}. \end{aligned}$$

□

Example 20. Let $\mathcal{H} = \{(x, y) \in \mathbb{R}^2 : y = x\}$ and $a = (4, 5)^t \in H_A$, $b = (12, 11)^t \in H_B$ with $p_A = p_B = 1$ and $p_H = +\infty$. We observe that these norms satisfy the RETM condition for a and b . First of all, we realize that, x^* and y^* , the closest ℓ_1 -points to a and b , respectively, on \mathcal{H} must belong to $x^* \in [(4, 4), (5, 5)]$ and $y^* \in [(11, 11), (12, 12)]$, respectively.

1. Let $(y, y) \in \mathcal{H}$. $\|a - x^*\|_1 + \|x^* - (y, y)\|_\infty = 1 + \min\{|4 - y|, |5 - y|\}$ and $\|a - (y, y)\|_1 = |4 - y| + |5 - y|$. Then, for $y \geq 5$, we get that $1 + (y - 5) = y - 4 \leq (y - 4) + (y - 5) = 2y - 9$, which is always true for $y \geq 5$. Otherwise, if $y \leq 4$, $1 + (4 - y) = 5 - y \leq (4 - y) + (5 - y) = 9 - 2y$, which is always true for $y \leq 4$.
2. Let $(x, x) \in \mathcal{H}$. $\|b - y^*\|_1 + \|y^* - (x, x)\|_\infty = 1 + \min\{|11 - x|, |12 - x|\}$ and $\|b - (x, x)\|_1 = |12 - x| + |11 - x|$. Then, for $x \geq 12$, we get that $1 + (x - 12) = x - 11 \leq (x - 12) + (x - 11) = 2x - 23$, which is always true for $x \geq 12$. Otherwise, if $x \leq 11$, $1 + (11 - x) = 12 - x \leq (12 - x) + (11 - x) = 23 - 2x$, which is always true for $x \leq 11$.

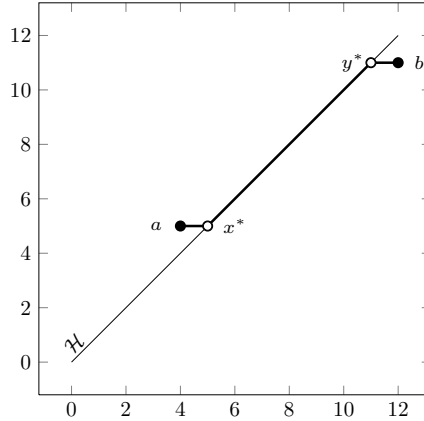


FIGURE 7. Shortest distance from a to b in Example 20.

Hence, the RETM condition is satisfied, and the shortest path from a to b crosses in \mathcal{H} through their projections:

$$x^* = (5, 5) \quad \text{and} \quad y^* = (11, 11).$$

The overall length of this path is $\|a - x^*\|_1 + \|x^* - y^*\|_\infty + \|b - y^*\|_1 = 1 + 6 + 1 = 8$ (see Fig. 7).

Note that the RETM condition is defined for any triplet of norms $(\ell_{p_A}, \ell_{p_B}, \ell_{p_H})$ and for any pair of points a and b . Hence, unless the condition is fulfilled for all pair of points $a \in A$ and $b \in B$, we cannot extend Lemma 19 to the location of all the points in A and B . Actually, even for the slowest ℓ_p -norm in H_A and H_B , namely ℓ_1 , and the fastest one in \mathcal{H} , namely ℓ_∞ , it is easy to check that such a condition is not verified for any pair of points.

Once we have analyzed shortest paths between points in the framework of the location problem to be solved, we come back to the original goal of this section: the location of a new facility to minimize the weighted sum of shortest path distances from the demand points. Thus, the problem that we wish to analyze in this section can be stated similarly as in (P).

$$(PT) \quad \min_{x \in \mathbb{R}^d} \sum_{a \in A} \omega_a d_t(x, a) + \sum_{b \in B} \omega_b d_t(x, b).$$

Note that Problem (P), analyzed in Section 3, is a particular case of Problem (PT) when the two crossing points y^1 and y^2 are enforced to be equal, i.e. whenever it is not allowed to move traversing the hyperplane when computing shortest paths between the different media.

By similar arguments to those used in Theorem 5 we can also state an existence and uniqueness result for Problem (PT).

Theorem 21. *Assume that $\min\{|A|, |B|\} > 2$. If the points in A or B are not collinear and $p_B > 1$ or $p_A < +\infty$ then Problem (PT) always has a unique optimal solution.*

It is also possible to give sufficient conditions so that Problem (PT) reduces to (P). The following proposition clearly follows from Lemma 17.

Proposition 22. *Let $A, B \subseteq \mathbb{R}^d$ and $\mathcal{H} = \{x \in \mathbb{R}^d : \alpha^t x = \beta\}$. Then, if $p_A \geq p_B \geq p_H$, Problem (PT) reduces to Problem (P).*

The description of the shortest path distances in (DT), allows us to formulate Problem (PT) as a mixed integer nonlinear programming problem in a similar manner as we did in Theorem 6 for (P).

Theorem 23. *Problem (PT) is equivalent to the following problem:*

$$\begin{aligned}
(11a) \quad & \min \sum_{a \in A} \omega_a Z_a + \sum_{b \in B} \omega_b Z_b \\
& \text{s.t. (2b), (2d), (2f), (2i), (2l), (2m),} \\
(11b) \quad & w_a + u_a + t_a - Z_a \leq \hat{M}_a \gamma, & \forall a \in A, \\
(11c) \quad & w_b + u_b + t_b - Z_b \leq \hat{M}_b (1 - \gamma), & \forall b \in B, \\
(11d) \quad & w_a \geq \|x - y_a^1\|_{p_B}, & \forall a \in A, \\
(11e) \quad & u_a \geq \|a - y_a^2\|_{p_A}, & \forall a \in A, \\
(11f) \quad & t_a \geq \|y_a^1 - y_a^2\|_{p_A}, & \forall a \in A, \\
(11g) \quad & w_b \geq \|x - y_b^1\|_{p_A}, & \forall b \in B, \\
(11h) \quad & u_b \geq \|b - y_b^2\|_{p_B}, & \forall b \in B, \\
(11i) \quad & t_b \geq \|y_b^1 - y_b^2\|_{p_B}, & \forall b \in B, \\
(11j) \quad & \alpha^t y_a^1 = \beta, & \forall a \in A, \\
(11k) \quad & \alpha^t y_b^1 = \beta, & \forall b \in B, \\
(11l) \quad & \alpha^t y_a^2 = \beta, & \forall a \in A, \\
(11m) \quad & \alpha^t y_b^2 = \beta, & \forall b \in B, \\
(11n) \quad & Z_a, z_a, w_a, u_a, t_a, \geq 0, & \forall a \in A, \\
(11o) \quad & Z_b, z_b, w_b, u_b, t_b, \geq 0 & \forall b \in B, \\
(11p) \quad & y_a^1, y_a^2, y_b^1, y_b^2 \in \mathbb{R}^d, & \forall a \in A, b \in B \\
(11q) \quad & \gamma \in \{0, 1\}.
\end{aligned}$$

with $\hat{M}_a, \hat{M}_b > 0$ sufficiently large constants for all $a \in A, b \in B$.

The following result states that the solution of Problem (11) can also be reached by solving two simpler problems when restricting the solution to belong to H_A or H_B .

Theorem 24. *Let $x^* \in \mathbb{R}^d$ be the optimal solution of (PT). Then, x^* is the solution of one of the following two problems:*

$$\begin{aligned}
& \min \sum_{a \in A} \omega_a z_a + \sum_{b \in B} \omega_b w_b + \\
& \quad \sum_{b \in B} \omega_b u_b + \sum_{b \in B} \omega_b t_b \\
& \text{s.t. } (2\text{f}), (11\text{g}), (11\text{h}), \\
(\text{PT}_A) \quad & (11\text{i}), (11\text{k}), (11\text{m}), (3), \\
& z_a \geq 0, \forall a \in A, \\
& w_b, u_b, t_b \geq 0, \forall b \in B, \\
& x, y_b^1, y_b^2 \in \mathbb{R}^d,
\end{aligned}$$

$$\begin{aligned}
& \min \sum_{b \in B} \omega_b z_b + \sum_{a \in A} \omega_a w_a + \\
& \quad \sum_{a \in A} \omega_a u_a + \sum_{a \in A} \omega_a t_a \\
& \text{s.t. } (2\text{i}), (11\text{d}), (11\text{e}), \\
(\text{PT}_B) \quad & (11\text{f}), (11\text{j}), (11\text{l}), (4), \\
& z_b \geq 0, \forall b \in B, \\
& w_a, u_a, t_a \geq 0, \forall a \in A, \\
& x, y_a^1, y_a^2 \in \mathbb{R}^d.
\end{aligned}$$

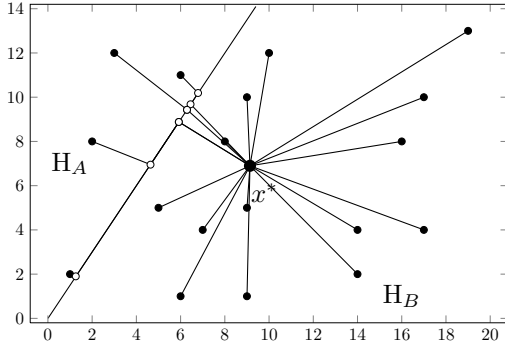


FIGURE 8. Points and optimal solution of Example 25.

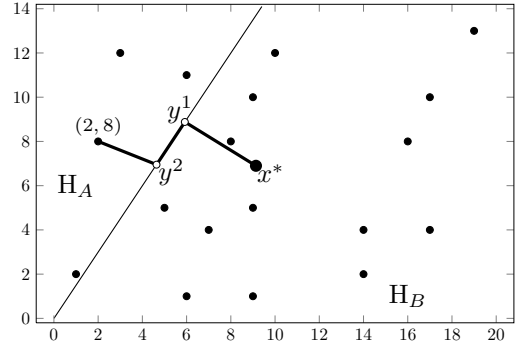


FIGURE 9. Shortest path from x^* to $(2, 8)$.

We illustrate Problem (PT) with an instance of the 18 points data set in [17].

Example 25. Consider the 18 points in [17] and the separating line $\mathcal{H} = \{x \in \mathbb{R}^d : 1.5x - y = 0\}$. Assume that in H_A the distance is measured with the ℓ_2 -norm, in H_B the distance is induced by the ℓ_3 -norm and on \mathcal{H} the norm is $\frac{1}{4}\ell_\infty$. Fig. 8 shows the demand points A and B , the hyperplane \mathcal{H} and the solution x^* . The optimal solution is $x^* = (9.133220, 6.897760)$ with objective value $f^* = 100.442353$.

Note that the difference between this model and the one above is that the shortest path distance from the new facility to a demand point may not cross the hyperplane \mathcal{H} at a unique point. Comparing the results with those obtained in Example 12 for the same data set, but not allowing the use of \mathcal{H} as a high speed media, we get savings in the overall transportation cost of 3.492381 units. In Fig. 9, we can observe that the shortest path from the new facility x^* and the demand point $(2, 8)$ consists of traveling from x^* to $y^1 = (5.918243, 8.877364)$ in H_B (using the ℓ_3 -norm), then traveling within the hyperplane \mathcal{H} from y^1 to $y^2 = (4.635013, 6.952519)$ (using the $1/4 - \ell_\infty$ -norm) and finally to $(2, 8)$ in H_A (using ℓ_2 -norm). Actually, the overall length of the path is:

$$d_3(x^*, y^1) + \frac{1}{4}d_\infty(y^1, y^2) + d_2(y^2, (2, 8)) = 3.447879 + 0.4812115 + 2.835578 = 6.7646685.$$

Finally, we state, for the sake of completeness, the following result whose proof is similar to the one for Theorem 13 and that extends the second order cone formulations in Theorem 24 to the constrained case.

Theorem 26. Let $\{g_1, \dots, g_l\} \subset \mathbb{R}[X]$ be real polynomials and $\mathbf{K} := \{x \in \mathbb{R}^d : g_j(x) \geq 0, j = 1, \dots, l\}$ a basic closed, compact semialgebraic set with nonempty interior satisfying the Archimedean property, and consider the following problem

$$(12) \quad \min_{x \in \mathbf{K}} \sum_{a \in A} \omega_a d_t(x, a) + \sum_{b \in B} \omega_b d_t(x, b).$$

with $d_t(x, y)$ as defined in (DT). Assume that any of the following conditions hold:

1. $g_i(x)$ are concave for $i = 1, \dots, \ell$ and $-\sum_{i=1}^{\ell} \mu_i \nabla^2 g_i(x) \succ 0$ for each dual pair (x, μ) of the problem of minimizing any linear functional $c^t x$ on \mathbf{K} (Positive Definite Lagrange Hessian (PDLH)).
2. $g_i(x)$ are sos-concave on \mathbf{K} for $i = 1, \dots, \ell$ or $g_i(x)$ are concave on \mathbf{K} and strictly concave on the boundary of \mathbf{K} where they vanish, i.e. $\partial \mathbf{K} \cap \partial \{x \in \mathbb{R}^d : g_i(x) = 0\}$, for all $i = 1, \dots, \ell$.
3. $g_i(x)$ are strictly quasi-concave on \mathbf{K} for $i = 1, \dots, \ell$.

Then, there exists a constructive finite dimension embedding, which only depends on p_A, p_B, p_H and g_i , $i = 1, \dots, \ell$, such that (12) is equivalent to two semidefinite programming problems.

5. COMPUTATIONAL EXPERIMENTS

We have performed a series of computational experiments to show the efficiency of the proposed formulations to solve problems (P) and (PT). Our SOCP formulations have been coded in Gurobi 5.6 and executed in a PC with an Intel Core i7 processor at 2x 2.40 GHz and 4 GB of RAM. We fixed the barrier convergence tolerance for QCP in Gurobi to 10^{-10} .

Our computational experiments have been organized in three blocks because the goal is different in each one of them. First, we report on the data sets already considered in Parlar [17] and Zaferanieh et al. [21]. These data are sets of 4, 18 (in [17]), 30 and 50 (in [21]) demand points in the plane and separating hyperplanes $y = 0.5x$, $y = x$, $y = 1.5x$. Second, we consider the well-known 50-points data set in Eilon et. al [11] with different separating hyperplanes and norms in each one of the corresponding halfspaces. Finally, we also report on some randomly generated instances with 5,000, 10,000 and 50,000 demand points in dimension 2, 3 and 5 and different combinations of norms.

The results of the first block are included in tables 1 and 2. Table 1 shows in columns `CPUTime` ([17, 21]), f^* ([17, 21]) and x^* ([17, 21]) the results reported in [17] (for the 4 and 18 points data sets) and [21] (for the 30 and 50 points data sets), and in columns `CPUTime(P)`, $f^*(P)$ and $x^*(P)$ the results obtained with our approach. In this table N is the number of demand points, \mathcal{H} is the equation of the separating hyperplane (line), `CPUTime` is the CPU-time and f^* and x^* are the objective value and coordinates of the optimal solution reported with the corresponding approach, respectively. In order to compare our objective values and those obtained in [17] or [21], we have evaluated such values by using the solution obtained in those papers, where the authors provided a precision of two decimal places. This evaluation was motivated because we found several typos in the values reported in the papers. The goal of this block of data is to compare the quality of solutions obtained by the different methods. Comparing with our method, we point out that our solutions are superior since we always obtain better objective values than those in [17] or [21]. These results are not surprising since both [17] and [21] apply approximate methods whereas our algorithm is exact. Furthermore, the approach in [21] is much more computationally costly than ours. Additionally, in order to check whether a rapid transit line can improve the transportation costs from the demand points to the new facility, we report in Table 2 the results obtained for the same data sets applied to Problem (PT) taking $\|\cdot\|_H = \frac{1}{4}\ell_\infty$. We observe that in this case the overall saving in distance traveled ranges in 5% to 24%.

Table 3 reports the results of the second block of experiments. In this block, we test the implementation of our SOCP algorithm over the 50-points data sets in [11]. The goals are: (1) to check the efficiency of our methodology for a well-known data set in location theory, considering different norms in the different media, over the models (P) and (PT) (Note that in [17] and [21] only (P) is solved and using ℓ_1 and ℓ_2 -norms); and (2) to provide some benchmark instances to compare current and future methodologies for solving (P) and (PT). To this end, we report CPU times and objective values for different combination of ℓ_p -norms (ℓ_2 , ℓ_3 and $\ell_{1.5}$) and polyhedral norms (ℓ_1 , ℓ_∞) fulfilling the conditions $p_A > p_B$ for Problem (P) and $p_H > p_A \geq p_B$ for Problem (PT) and different slopes for the separating hyperplane $\mathcal{H} = \{x \in \mathbb{R}^2 : y = \lambda x\}$ with $\lambda \in \{1.5, 1, 0.5\}$ to classify the demand points.

Finally, Table 4 shows the results of our computational test for the third block of experiments. The goal of this block is to explore the limits in: 1) number of demand points, 2) dimension of the framework space; and 3) combination of norms, that can be adequately handled by our algorithm for solving problems (P) and (PT). To this for, we consider randomly generated instances with

N	\mathcal{H}	CPUTime (P)	f^* (P)	x^* (P)	CPUTime [17, 21]	f^* [17, 21]	x^* [17, 21]
4	$y = x$	0.037041	26.951942	(3.333333, 1.666666)	49.62	26.951958	(3.33, 1.66)
18	$y = 1.5x$	0.057064	112.350633	(8.926152, 6.465740)	35.54	112.350702	(8.92, 6.46)
30	$y = 0.5x$	0.056049	301.378686	(6.000000, 4.000000)	8.25	301.491361	(6.01, 4.02)
30	$y = x$	0.076050	265.971645	(5.658661, 4.586579)	15.31	265.973315	(5.65, 4.60)
30	$y = 1.5x$	0.074053	257.814199	(5.512428, 4.561921)	16.94	257.814247	(5.51, 4.56)
50	$y = 0.5x$	0.107079	1126.392248	(11.000000, 8.000000)	35.00	1127.382313	(11.23, 8.00)
50	$y = x$	0.116091	966.377027	(10.730800, 8.661463)	30.61	966.377615	(10.73, 8.67)
50	$y = 1.5x$	0.095062	939.487369	(10.525793, 8.603231)	29.44	939.487629	(10.53, 8.60)

TABLE 1. Comparison of results from Parlar [17] and Zafarani et al. [21] and our approach (P).

N	\mathcal{H}	CPUTime(PT)	f^* (PT)	x^* (PT)
4	$y = x$	0.0000	20.5307	(0.000000, 0.000001)
18	$y = 1.5x$	0.0000	108.3362	(8.811381, 7.119336)
30	$y = 0.5x$	0.0156	254.7805	(6.000000, 3.000000)
30	$y = x$	0.0000	230.7513	(5.234851, 5.234838)
30	$y = 1.5x$	0.0156	244.4072	(5.153294, 5.102873)
50	$y = 0.5x$	0.0156	917.1736	(11.923664, 5.961832)
50	$y = x$	0.0156	808.2990	(10.000020, 9.999995)
50	$y = 1.5x$	0.0156	892.4482	(10.521522, 9.571467)

TABLE 2. Results of model (PT) with $\|\cdot\|_H = \frac{1}{4}\ell_\infty$ for the data sets in [17] and [21].

$N \in \{5000, 10000, 50000\}$ demand points in $[0, 1]^d$, for $d = 2, 3$ and 5. The separating hyperplane was taken as $\mathcal{H} = \{x \in \mathbb{R}^d : x_d = 0.5\}$ and the different norms to measure the distances in each region ($\ell_1, \ell_2, \ell_{1.5}, \ell_3$ and ℓ_∞) combined adequately to fulfill the conditions (see Lemma 17 and Proposition 22) to assure that the problems are well-defined and that the different instances of Problem (PT) do not reduce to (P). From Table 3, we conclude that our method is rather robust so that it can efficiently solve instances with more than 50000 demand points in high dimension spaces ($d = 2, 3, 5$) and different combinations of norms in few seconds. We have observed that instances with polyhedral norms, in particular ℓ_1 , are in general harder to solve than those with smooth norms. This behavior is explained because the representation of polyhedral norms requires to add constraints depending of the number of extreme points of their unit balls. This figure grows exponentially with the dimension and for instance, for 50000 points in dimension $d = 5$, our formulation needs $50000 \times 5 \times 32 = 8,000,000$ linear inequalities in order to represent the norm ℓ_1 . This results in an average CPU time of 1019.48 seconds (with a maximum of 3945.82 seconds) for those problems where either ℓ_{p_A} or ℓ_{p_B} equals ℓ_1 , whereas the CPU time for the remaining problems in dimension $d = 5$ is 215.69 seconds (with a maximum of 697.50 seconds).

6. CONCLUSIONS AND EXTENSIONS

This paper addresses the problem of locating a new facility on a d -dimensional space when the distance measures (ℓ_p or polyhedral norms) are different at each one of the sides of a given hyperplane \mathcal{H} . This problem generalizes the classical Weber problem, which becomes a particular case when the same norm is considered in both sides of the hyperplane. We relate this problem with the physical phenomenon of refraction and obtain an extension of the law of Snell with application to transportation models with several transportation modes. We also extend the problem to the

			$\mathcal{H} = \{y = 1.5x\} (A = 15)$		$\mathcal{H} = \{y = x\} (A = 18)$		$\mathcal{H} = \{y = 0.5x\} (A = 39)$		
p_A	p_B	p_H	CPUTime	f^*	CPUTime	f^*	CPUTime	f^*	
1.5	1		0.0000	230.8447	0.0313	212.9341	0.0156	200.6406	
2	1		0.0158	227.9991	0.0156	202.6576	0.0000	185.9525	
	1.5		0.0313	194.1881	0.0313	189.0401	0.0156	182.1283	
3	1		0.0313	223.8203	0.0469	194.1612	0.0156	174.0444	
	1.5		0.0156	192.0466	0.0469	180.9279	0.0313	170.3199	
	2		0.0156	178.2223	0.0312	174.8964	0.0313	168.5066	
∞	1		0.0000	219.8367	0.0000	182.1900	0.0000	161.2033	
	1.5		0.0313	188.7783	0.0156	168.9589	0.0000	157.2146	
	2		0.0156	175.4420	0.0156	163.6797	0.0000	155.6124	
	3		0.0156	164.5924	0.0156	159.3740	0.0156	154.3965	
1	1		1.5	0.0156	237.4732	0.0156	224.9178	0.0000	236.1300
			2	0.0000	237.3162	0.0156	218.9480	0.0000	235.4689
		3	0.0156	236.3904	0.0156	213.5591	0.0156	234.9807	
		∞	0.0000	233.7967	0.0156	204.3500	0.0000	234.7300	
1.5	1	2	0.0156	230.8165	0.0313	206.9512	0.0469	200.5514	
		3	0.0625	228.5484	0.0938	201.5863	0.0156	200.3068	
		∞	0.0313	225.9387	0.0156	192.4722	0.0156	200.1428	
	1.5	2	0.0313	196.5559	0.0469	193.3584	0.0313	196.4864	
		3	0.0469	196.5561	0.0469	188.3989	0.0313	196.3008	
		∞	0.0156	196.5431	0.0469	179.3396	0.0313	196.1787	
2	1	3	0.0156	225.7539	0.0313	197.2805	0.0156	185.9501	
		∞	0.0156	223.1421	0.0156	188.1506	0.0156	185.9133	
	1.5	3	0.0469	194.1881	0.0469	184.0770	0.0313	182.1271	
		∞	0.0156	194.1881	0.0313	175.0117	0.0158	182.0955	
	2	3	0.0156	180.1096	0.0156	178.0624	0.0156	180.1097	
		∞	0.0156	180.1097	0.0156	169.7842	0.0156	180.0857	
3	∞	1	0.0313	221.2011	0.0156	184.9957	0.0313	174.0442	
		1.5	0.0313	192.0466	0.0313	171.8455	0.0313	170.3199	
		2	0.0156	178.2223	0.0313	166.6027	0.0156	168.5066	
		3	0.0312	166.8362	0.0469	162.3214	0.0313	166.8361	

TABLE 3. Results for the 50-points data set in [11].

case where the hyperplane is considered as a rapid transit media that allows the demand points to travel faster through \mathcal{H} to reach the new facility. Extensive computational experiments run in Gurobi are reported in order to show the effectiveness of the approach.

Several extensions of the results in this paper are possible applying similar tools to those used here. Among them we mentioned the consideration of a broader family of Location problems, namely Ordered median problems [18] with framework space separated by a hyperplane. Similar results to the ones in this paper can be obtained assuming that the sequence of lambda weights is non-decreasing monotone, inducing a convex objective function. Another, interesting extension is

p_A	p_B	p_H	$ A + B = 5000$			$ A + B = 10000$			$ A + B = 50000$			
			$d = 2$	$d = 3$	$d = 5$	$d = 2$	$d = 3$	$d = 5$	$d = 2$	$d = 3$	$d = 5$	
1.5	1		3.2034	5.4599	10.1520	7.4852	9.2511	19.0804	40.9418	74.9246	115.2941	
2	1		1.5939	2.2502	7.6415	5.1255	8.2040	14.0078	21.8708	25.9411	59.7786	
	1.5		3.9692	6.0632	4.5474	8.1728	14.0797	23.8067	55.2635	83.8310	154.2883	
3	1		3.9222	5.1412	6.9852	6.8132	9.4927	20.6114	42.9964	61.4724	116.4665	
	1.5		5.4850	10.0950	13.4449	14.3149	21.0337	34.0574	91.9616	106.6900	206.6997	
	2		7.9385	9.8603	10.1802	14.2672	17.7362	38.0629	95.3150	135.0647	180.6230	
∞	1		0.3125	0.6940	9.4607	0.8750	1.6096	6.3288	6.0945	25.7856	89.7772	
	1.5		1.2346	2.2502	8.6333	5.6724	4.9605	9.1259	18.8410	32.5503	54.0310	
	2		0.8908	1.2188	15.9704	1.9534	2.7346	7.9853	18.8615	17.2053	40.5464	
	3		3.4691	2.7346	12.0584	9.5637	6.7195	9.5323	71.7654	70.1868	49.5907	
1	1		1.5	18.9396	28.7109	15.6735	37.5415	80.9833	401.8414	596.6057	878.6363	3171.6235
			2	13.7043	24.4318	13.2359	29.2056	68.3894	372.3283	354.3334	721.5562	3166.1511
		3	17.5702	25.1258	3.8570	39.3008	93.4990	415.0733	541.8219	1014.1090	3945.8234	
		∞	4.9695	11.7517	3.1101	13.7673	26.7468	96.7260	133.7586	632.9736	2492.2830	
1.5	1	2	5.2506	8.2509	4.6457	13.7986	16.0956	37.3793	105.4177	103.2694	273.0866	
		3	6.2975	11.9545	4.0473	13.2135	24.9720	57.8267	96.9583	128.9880	326.7660	
		∞	3.6722	5.5632	4.1409	7.0632	13.1580	31.0345	46.1239	81.3482	118.2435	
	1.5	2	12.9546	15.8455	3.7347	23.3466	29.3155	46.6898	138.6629	200.2891	385.1307	
3		13.5232	14.9234	4.5473	22.2837	33.9099	53.9483	171.0538	175.6803	697.5071		
2	1	3	3.5316	7.6883	125.3288	9.8294	11.5794	41.0986	61.4067	62.9410	158.6635	
		∞	1.7034	3.3288	145.9833	3.5629	7.7041	15.4610	22.8465	38.9976	98.4269	
	1.5	3	5.6255	9.3605	105.3967	13.4234	19.0805	45.4697	71.1114	101.3439	269.3303	
		∞	5.1256	5.4850	137.3159	7.6791	16.5075	24.8255	63.0027	85.4602	134.8291	
	2	3	6.6725	9.4387	132.3028	12.1731	20.4003	39.2473	79.9453	121.0863	220.7875	
		∞	4.6879	5.4607	153.6319	9.4696	14.5639	22.6620	68.1690	63.1358	118.4005	
3	∞	1	3.7357	6.5511	17.7052	7.8602	10.1575	34.1457	37.1292	48.5630	140.3546	
		1.5	7.7665	10.4455	17.7145	15.2061	26.2626	37.2546	84.7931	119.5438	235.1177	
		2	7.6569	10.6885	17.4306	16.5483	23.6745	44.5896	99.2611	227.0411	219.4903	
		3	9.8843	10.0948	19.1583	19.2838	21.8153	43.0209	129.5420	153.3979	243.4983	

TABLE 4. CPU Times in seconds for randomly generated data sets.

the consideration of a framework space subdivided by an arrangement of hyperplanes. In this case, the problem can still be solved using an enumerative approach based on the subdivision of the space induced by the hyperplanes. Note that the subdivision induced by an arrangement of hyperplanes can be efficiently computed [10], although its complexity is exponential in the dimension of the space. Furthermore, the norm-representation used in our formulations allows us to consider even different norms for each demand point. This framework would model situations in which each demand point is able to use an individual transportation mode which can be different from the one used by the remaining users in the region.

ACKNOWLEDGEMENTS

The authors were partially supported by the project FQM-5849 (Junta de Andalucía\FEDER). The first and second authors were partially supported by the project MTM2010-19576-C02-01 (MICINN, Spain).

REFERENCES

- [1] Alizadeh, F. and Goldfarb, D. (2003). *Second order cone programming*, Mathematical Programming 95, 3–51.
- [2] Aybat, N.S. and Iyengar, G. (2014). *A unified approach for minimizing composite norms*. Mathematical Programming A 144, 181–226.
- [3] Blanco, V., Puerto, J. and El-Haj Ben-Ali, S. (2014). *Revisiting several problems and algorithms in continuous location with l_τ norms*. Computational Optimization and Applications. DOI 10.1007/s10589-014-9638-z
- [4] Brimberg, J. (1995). *The Fermat-Weber location problem revisited*. Mathematical Programming 71 (1), 71 – 76
- [5] Brimberg, J., Kakhki, H.T., Wesolowsky, G.O. (2003). *Location Among Regions with Varying Norms*. Annals of Operations Research 122 (1-4), 87–102.
- [6] Brimberg, J., Kakhki, H.T., Wesolowsky, G.O. (2005). *Locating a single facility in the plane in the presence of a bounded region and different norms*. Journal of the Operational Research Society of Japan 48 (2), 135–47.
- [7] Cánovas, L., Marín, A., and Cañavate, R. (2002). *On the convergence of the Weiszfeld algorithm*. Mathematical Programming, 93, 327–330.
- [8] Carrizosa, E. and Rodríguez-Chía, A. (1997). *Weber problems with alternative transportation systems*. European Journal of Operational Research 97 (1), 87–93.
- [9] Drezner, Z. and Hamacher, H.W. editors (2002). *Facility Location: Applications and Theory*. Springer.
- [10] H. Edlesbrunner (1987). *Algorithms in Combinatorial Geometry*. Springer.
- [11] Eilon, S., Watson-Gandy, C. and Christofides, N (1971). *Distribution management: mathematical modeling and practical analysis*, Operational Research Quarterly 20:309.
- [12] Eckhardt, U. (1980). *Weber’s problem and Weiszfeld’s algorithm in general spaces*. Mathematical Programming 18, 186–196.
- [13] Fathali, J. and Zaferanieh, M. (2011). *Location problems in regions with l_p and block norms*. Iranian Journal of Operations Research 2 (2), 72–87.
- [14] Franco, L., Velasco, F., Gonzalez-Abril, L. (2012). *Gate points in continuous location between regions with different l_p norms*. European Journal of Operational Research, 218 (3), 648–655.
- [15] Lasserre, J.B. (2009). *Moments, Positive Polynomials and Their Applications* Imperial College Press, London.
- [16] Mangasarian, O.L. (1999). *Arbitrary-norm separating plane*. Oper. Res. Lett. 24(1-2), 15–23 (1999).
- [17] Parlar, M., (1994). *Single facility location problem with region-dependent distance metrics*. International Journal of System Science 25 (3), 513–525.
- [18] Nickel, S. and Puerto, J. (2005). *Facility Location - A Unified Approach*. Springer Verlag.
- [19] Puerto, J. and Rodríguez-Chía, A.M. (2011). *On the structure of the solution set for the single facility location problem with average distances*. Mathematical Programming 128, 373–401.
- [20] Rodríguez-Chía, A. and Valero-Franco, C.(2013). *On the global convergence of a generalized iterative procedure for the minisum location problem with l_p distances for $p > 2$* . Mathematical Programming 137, 477–502.
- [21] Zaferanieh, M., Taghizadeh Kakhki, H., Brimberg, J. and Wesolowsky, G.O. (2008). *A BSSS algorithm for the single facility location problem in two regions with different norms*, European Journal of Operational Research 190(1) 79–89.

DEPT. QUANTITATIVE METHODS FOR ECONOMICS & BUSINESS, UNIVERSIDAD DE GRANADA.
E-mail address: vblanco@ugr.es

DEPT. ESTADÍSTICA E INVESTIGACIÓN OPERATIVA, UNIVERSIDAD DE SEVILLA.
E-mail address: puerto@us.es
E-mail address: dponce@us.es