

Towards Petaflops Capability of the VERTEX Supernova Code

Andreas MAREK ^{a,1}, Markus RAMPP ^a, Florian HANKE ^b, and
Hans-Thomas JANKA ^b

^a*Computing Centre (RZG) of the Max-Planck-Society
and the Max-Planck-Institute for Plasma Physics
Boltzmannstrasse 2, 85748 Garching, Germany.*

^b*Max-Planck-Institute for Astrophysics
Karl-Schwarzschildstr. 1, 85748 Garching, Germany.*

Abstract. The VERTEX code is employed for multi-dimensional neutrino-radiation hydrodynamics simulations of core-collapse supernova explosions from first principles. The code is considered state-of-the-art in supernova research and it has been used for modeling for more than a decade, resulting in numerous scientific publications. The computational performance of the code, which is currently deployed on several high-performance computing (HPC) systems up to the Tier-0 class (e.g. in the framework of the European PRACE initiative and the German GAUSS program), however, has so far not been extensively documented. This paper presents a high-level overview of the relevant algorithms and parallelization strategies and outlines the technical challenges and achievements encountered along the evolution of the code from the gigaflops scale with the first, serial simulations in 2000, up to almost petaflops capabilities, as demonstrated lately on the SuperMUC system of the Leibniz Supercomputing Centre (LRZ). In particular, we shall document the parallel scalability and computational efficiency of VERTEX at the large scale and on the major, contemporary HPC platforms. We will outline upcoming scientific requirements and discuss the resulting challenges for the future development and operation of the code.

Keywords. HPC application, VERTEX, supernovae

Acknowledgments A. Marek and M. Ramm are grateful for fruitful discussions with the staff of IBM, especially with Florian Merz and Francois Thomas. The authors thank the Jülich Supercomputing Centre (JSC), the Leibniz Supercomputing Centre (LRZ), the High Performance Computing Center Stuttgart (HLRS) and the CEA in France for supporting large-scale benchmarks with VERTEX on their HPC systems. At the Max-Planck-Institute for Astrophysics, research with VERTEX-PROMETHEUS is supported by the Deutsche Forschungsgemeinschaft through grants SFB/TR-7 and EXC-153. High-performance computing resources (Tier-0) are provided by PRACE on CURIE TN (GENCI@CEA, France) and SuperMUC (GCS@LRZ, Germany) and by the Gauss Centre for Supercomputing on SuperMUC (GCS@LRZ, Germany).

¹Corresponding Author: Andreas Marek; E-mail: andreas.marek@rzg.mpg.de.

1. Introduction

Theoretical modeling of core-collapse supernovae, specifically the attempt to understand the still unknown explosion mechanism from first principles, is an extremely challenging multi-dimensional, multi-scale, multi-physics problem. For decades, numerical simulations of this spectacular astrophysical phenomenon have been at the forefront of computational physics and high-performance computing, usually pushing the limits of the supercomputers of their time. Unlike almost any other known (astro-)physical scenario, the weakly interacting neutrinos released during the gravitational collapse of a massive star play a subtle *dynamical* role in the evolution and are thought to ultimately power the observed supernova explosion [1,2]. The leaking of neutrinos out of the extremely dense interior of the collapsed star occurs on timescales which are relevant for the overall dynamics, and their reabsorption in the surrounding layers happens under semi-transparent conditions. As a consequence, the transport of energy, momentum and lepton number has to be treated numerically very accurately, by following the time-evolution of the neutrino distribution function in six-dimensional phase-space, as governed by the Boltzmann equation. Together with the coupling to the evolution of the stellar material (by virtue of the exchange of energy, momentum and lepton number) and the dynamical evolution of the latter this constitutes a computationally extremely expensive radiation-hydrodynamics problem, not to forget an adequate treatment of the microphysics and gravitation. Only at the beginning of this century, modeling the time-evolution of the phase-space distribution of neutrinos at the level of the Boltzmann equation and the coupling to the evolution of the stellar material has become computationally tractable at all. But even with the assumption of spherical symmetry of the stellar medium, which is a severe approximation, a three-dimensional and time-dependent transport problem has to be solved which already stressed the supercomputers of the early 2000's to their limits [3,4,5,6,7]. Meanwhile, due to the ever-increasing computing power, but also thanks to algorithmic and technical innovations it has become possible to treat the full three-dimensional evolution of the stellar material coupled to increasingly accurate neutrino transport [8,9, and references cited therein]. For the latter, a few — apparently reasonable — approximations are commonly adopted which effectively reduce the dimensionality of the transport problem, as computing genuinely six-dimensional, time-dependent transport solutions still appears out-of-reach in this context.

VERTEX (**V**ariable **E**ddington Factor **R**adiation **T**ransport for Supernova **E**xplosions) is one of the very few simulation codes at this level of physical accuracy and comprehensiveness. The code has been around since 2000, has been continuously upgraded by new physics and new algorithmic features since then, and is considered state-of-the-art in the field. Simulations with VERTEX have played a decisive role for establishing the view that the explosion mechanism of core-collapse supernovae is a genuinely multi-dimensional phenomenon [4,10] and the code has been spear-heading multi-dimensional modeling since then. While the algorithms, their implementation in the code and its verification have been extensively documented [3,11,12,13], and numerous physics papers have been produced [8, and references cited therein], the computational performance of the code is not yet published in much detail.

Since the start of its development in the late 1990s, and the first simulation runs [3,4] on a single CPU of a NEC SX-5 vector system (gigaflops-performance scale), the VERTEX code has been continuously ported to, and used in production on all major

HPC platforms (IBM Bluegene and Power, CRAY, x86, x86_64), in particular at the three national German HPC centers, the computing center of the Max-Planck-Society (RZG), and various Tier-0 systems of the European PRACE infrastructure. During the last 15 years, and a man-power equivalent of almost half a century, beginning with a serial code and spherically-symmetric models, VERTEX has evolved to a highly tuned, hybrid MPI/OpenMP-parallelized HPC code for multi-dimensional simulations of core collapse supernovae [14,15,16,17]. Today, the code is typically operated in production at 10...100 teraflops, using tens of thousands of cores (x86_64). Very recently, at the "SuperMUC Extreme Scaling Workshop, 2013" of the Leibniz Supercomputing Centre (LRZ), we have demonstrated close-to-petascale performance, using all 131 000 cores of the SuperMUC system. Importantly, benchmarks at that scale are not mere showcases, as scientific progress with supernova modeling is still heavily computing-time limited, and there is a high demand for further optimization and parallel scaling beyond sustained petascale. Specifically, there is a strong *science-driven need* [18] for typical simulation runs to get even bigger, i.e. more highly resolved (partly addressable by weak scaling) and significantly faster, i.e. concerning the time to solution of an individual model run which currently takes many weeks (addressable by strong scaling).

This paper is organized as follows: Section 2 provides a high-level overview of the algorithm and the parallelization approach adopted for VERTEX. Section 3 describes its computational performance in terms of parallel scalability as well as absolute floating-point performance. The subsequent Section 4 outlines our ongoing and future developments before we conclude in Section 5.

2. High-level description of the algorithm

2.1. Mathematical and numerical model

The VERTEX neutrino-transport code [11] is coupled to the hydrodynamics code PROMETHEUS [19], which is a dimensionally split implementation of the piecewise parabolic method (PPM [20]). This specific combination, termed PROMETHEUS-VERTEX, is the one that has been employed most commonly so far, but VERTEX has been successfully operated with alternative hydrodynamics solvers as well [21,22]. We note that the distinction between different hydrodynamics solvers is not very relevant in the present context, as the basic parallelization approach and the performance characteristics are largely dominated by the neutrino-transport module. Hence, similar performance figures could in principle be reached when VERTEX is operated together with other hydrodynamics solvers like, e.g. in the context of the COCONUT-VERTEX code [21,22].

The non-linear system of partial differential equations which is solved in PROMETHEUS-VERTEX consists of the following components:

- The Euler equations of hydrodynamics, supplemented by advection equations for the electron fraction and the chemical composition of the fluid, and formulated in spherical coordinates;
- the Poisson equation for calculating the gravitational source terms which enter the Euler equations, including corrections for general relativistic effects;

- the Boltzmann transport equation which determines the (non-equilibrium) distribution function of the neutrinos;
- the emission, absorption, and scattering rates of neutrinos, which are required for the solution of the Boltzmann equation;
- the equation of state of the stellar fluid, which provides the closure relation between the variables entering the Euler equations, i.e. density, momentum, energy, electron fraction, composition, and pressure.

The neutrino transport is the numerically and computationally most challenging part, thus we will briefly summarize the relevant algorithms here. For a more complete description of the entire code we refer the reader to [14], and the references therein.

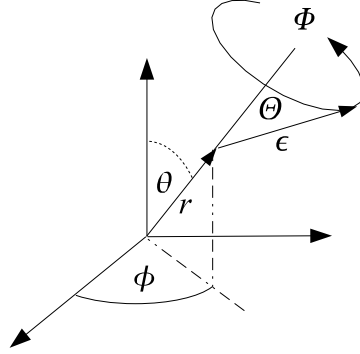


Figure 1. Illustration of the phase space coordinates (see the main text).

The crucial quantity required to determine the source terms for the energy, momentum, and electron fraction of the fluid owing to its interaction with the neutrinos is the neutrino distribution function in phase space $f(r, \theta, \phi, \epsilon, \Theta, \Phi, t)$. More often the neutrino intensity $I = c/(2\pi\hbar c)^3 \cdot \epsilon^3 f$ is used.

It describes, at every point in space (r, θ, ϕ) , the phase-space density of neutrinos propagating with energy ϵ into the direction (Θ, Φ) at time t (see Fig. 1).

The evolution of the phase-space density f in time, or equivalently of the neutrino intensity $I = c/(2\pi\hbar c)^3 \cdot \epsilon^3 f$, is governed by the Boltzmann equation, and solving this equation is, in general, a six-dimensional problem (as time is usually not counted as a separate dimension) and is hampered by the fact that the scattering terms in the interaction operator constitute an integro-differential problem.

The dimensionality of the problem can be reduced by forming angular moments of I (via the integration over momentum space) and solving evolution equations for these moments. The 0th to 3rd-order moments are defined as

$$J, H, K, L, \dots(r, \theta, \phi, \epsilon, t) = \frac{1}{4\pi} \int I(r, \theta, \phi, \epsilon, \Theta, \Phi, t) n^{0,1,2,3,\dots} d\Omega, \quad (1)$$

where $d\Omega = \sin\Theta d\Theta d\Phi$, $n = (\cos\Theta, \sin\Theta \cos\Phi, \sin\Theta \sin\Phi)$, and exponentiation represents repeated application of the dyadic product. Note that the moments are *tensors* of the respective rank.

It can be shown that in order to compute the source terms for the energy, momentum and electron fraction of the fluid, it is sufficient to solve the transport equations for the zeroth moment J (neutrino energy density) and first moment H (neutrino flux) of the relativistic, comoving-frame Boltzmann transport equation in the $\mathcal{O}(v/c)$ approximation [23]. This set of equations can be closed by so-called variable Eddington factors [23], which in our case are derived from the solution of a separate, simplified “model” Boltzmann equation.

A finite volume discretization of the moment equations is solved on the spatial domain $[0, r_{\max}] \times [\theta_{\min}, \theta_{\max}] \times [\phi_{\min}, \phi_{\max}]$, where $\theta_{\min} = 0$ and $\theta_{\max} = \pi$ correspond to the north and south poles, respectively, of the spherical grid.

The equations are solved in three operator-split steps, corresponding to a lateral, azimuthal, and a radial sweep. The angular sweeps describe the advection of neutrinos with the stellar fluid, and thus couple the angular moments of the neutrino distribution of neighbouring angular zones. They are computed with an *explicit* upwind scheme. The radial sweeps are solved *implicitly* in time². The radial sweeps are performed “ray-by-ray”, i.e. separately for each angular direction (θ, ϕ) , employing a second-order scheme with backward differencing in time. For each “ray” this leads to a non-linear system of algebraic equations, which is solved by Newton-Raphson iteration with explicit construction of the Jacobian and direct solution of the linearized system. The ray-by-ray ansatz assumes that the phase space distribution function is axially symmetric around the radial direction. This approach implies that the neutrino fluxes are purely radial, which is a reasonably good approximation if nonspherical asymmetry of the neutron star as a neutrino source does not play a role.

2.2. Parallelization strategy

By virtue of the “ray-by-ray” approximation outlined above, the three spatial dimensions can be decomposed, leading to a two-dimensional set in (θ, ϕ) -space of one-dimensional (r , plus two phase-space dimensions, ε and Θ) problems which are only loosely coupled and can be computed independently. The parallelization takes advantage of this scheme by adopting a classical, two-dimensional decomposition of the spherical grid into angular MPI-domains. This is complemented by a coarse-grained OpenMP parallelization over the rays (θ, ϕ) within the MPI-domain, leading to a many-to-one mapping of rays to threads, i.e. at most one thread (or CPU core) works on a single ray.

Apart from a few global reductions (e.g. in the computation of the gravitational potential, or for determining time-step limits) for which the collective MPI_ALLREDUCE operation is used, information between individual rays needs to be exchanged only among nearest spatial neighbours. In effect, our hybrid parallelization approach decreases the surface-to-volume ratio of the individual MPI domains (with respect to a “flat” MPI parallelization). Thus, the communication volume which is proportional to the surface of an MPI domain in coordinate space can be packed into a smaller number of larger messages (exchanged using MPI_SEND and MPI_RECV), which reduces the latency penalty of the network and increases bandwidth usage.

²Explicit schemes would enforce very small time steps to cope with the stiffness of the source terms in the optically thick regime, and the small CFL time step dictated by neutrino propagation with the speed of light in the optically thin regime. Still, even with an implicit scheme $\gtrsim 10^6$ time steps are required per simulation, rendering the calculations very expensive.

3. Computational performance

3.1. Scaling results

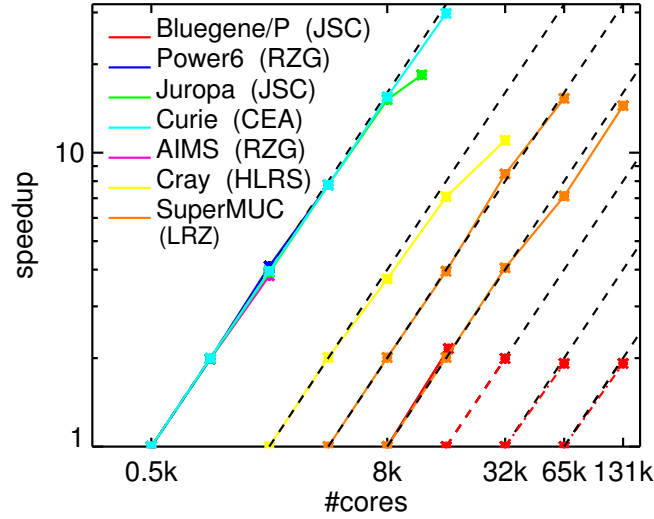


Figure 2. Strong scaling of PROMETHEUS-VERTEX on different machines, namely on clusters with x86_64 processors and high-performance interconnects (Juropa, Aims, with Intel Nehalem CPUs; Curie, SuperMuc with Intel SandyBridge CPUs), on an IBM Power6 and Bluegene/P, and on a Cray XE6. On Bluegene/P and SuperMUC it is — due to memory requirements — not possible to scale the code all the way from 8k to 131k, or from 4k to 131k, respectively. Thus, several scaling runs with adapted model sizes were done to bridge the gap: on Bluegene/P from 8k to 16k, from 16k to 32k, from 32k to 65k, and from 65k to 131k cores, respectively. On SuperMUC, scaling runs were done from 4k to 65k, and from 8k to 131k cores, respectively. Dashed lines indicate the ideal speedup. The dips in the speedup curves for Juropa and Cray are understood and the causes are resolved. However, there was no opportunity to rerun the benchmarks on these machines.

VERTEX has been demonstrated to deliver excellent weak (over the number of angular rays) and strong scalability (over a wide range of core counts, provided there are more angular rays than available cores). In Fig. 2 we show the strong-scaling behavior of the code for different HPC machines and architectures over the last couple of years. The strong-scalability is almost perfect³. Typical production runs are currently performed using 16 000 cores, where the scaling is perfect and parallel efficiency is excellent.

On SuperMUC, as well as on Bluegene/P very good scaling holds up to 131 000 cores. This excellent scaling behaviour is in the first place achieved by design of the domain-decomposition into loosely coupled rays, with additional latency and bandwidth optimization by the hybrid MPI/OpenMP parallelization. Thus, the time spent in communication is at most on the 10% level. Secondly, the memory layout of the code has been "localized" on the node level as well as on the entire computational domain. Except for a few arrays, which are necessary for basic book keeping, the MPI domains do not require any knowledge of each other, which leads to a scalable memory footprint. On the

³The breakdowns on 12 000 cores on JUROPA and on 32 000 cores on the Cray of HLRS could meanwhile be explained and are already fixed.

node level, it is crucial in our approach to achieve a next-to-perfect parallel efficiency of the OpenMP parallelization over rays within an MPI domain. Optimizing data locality on ccNUMA architectures turned out to be an important measure.

3.2. Floating-point performance

We analyse the floating-point performance of PROMETHEUS-VERTEX within the roofline model [24], which allows to classify the performance of an application and helps to identify and visualize its fundamental hardware and algorithm-specific bounds in the two-dimensional space of memory-bandwidth and compute-performance coordinates. The analysis was done on an eight-core compute node with two Intel Xeon E5540

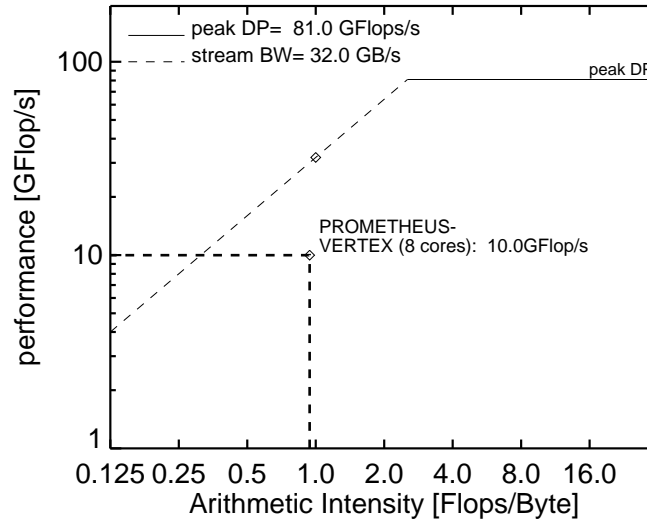


Figure 3. Roofline model for an eight-core node with two Intel Xeon E5540 “Nehalem” CPUs (2.53 GHz), assuming double-precision calculations. The solid horizontal line shows the nominal peak performance of the node, which is 81 GFlop/s. The dashed inclined line is given by the memory bandwidth (32 GB/s) as measured with the stream benchmark [25]. The maximum achievable performance of an application is bounded to the region below these “roof”-lines. PROMETHEUS-VERTEX (symbol) has an algorithmic intensity of 0.96 and achieves 10 GFlop/s.

“Nehalem” CPUs⁴ with a frequency of 2.53 GHz. Measurements with three independent tools, namely `likwid` [27], `papi` [28], and `perflib` [29], gave consistent results.

Figure 3 shows the maximum of the achievable floating-point performance as a function of the arithmetic intensity (AI) of the algorithm, i.e. the number of double-precision floating-point operations per byte transferred from main memory. These two “roof”-lines are characteristic for the given hardware and divide the diagram into a “memory bound” ($AI < 2.2$) and a “compute bound” ($AI > 2.2$) region. With $AI=0.96$, PROMETHEUS-VERTEX is still memory bound on this processor, but operates with more than 12 percent of the peak performance, or with about 30 percent of the performance which can

⁴Due to known problems with the hardware counters on the current Intel SandyBridge microarchitecture [26], measurements of the floating-point performance on such CPUs have to be interpreted with caution.

theoretically be reached with this arithmetic intensity. Since about 86% of all instructions are already SIMD-vectorized, the first target for further performance optimization of the code is reducing the number of memory references, i.e. trying to shift the arithmetic intensity towards higher values. Nevertheless for a complex scientific application with a non-trivial instruction mix, values of around 10 percent of the nominal peak floating-point performance are usually considered very good.

By scaling the performance measured on the Nehalem node with the runtime measured on a SandyBridge node (2x Xeon E5-2680 with 320 GFlop/s peak performance), we derive a floating-point performance of ≈ 35 GFlop/s/node (11% of the peak performance). Scaling with the measured parallel efficiency for weak scaling from 1 to 8192 nodes of the SuperMUC system, we obtain a sustained performance of roughly 0.25 PFlop/s corresponding to about 10% of the nominal peak performance of SuperMUC.

4. Ongoing and future developments

Although PROMETHEUS-VERTEX shows an excellent scaling behavior and overall performance, there is still a high scientific motivation to strive for further performance improvements in the near future. The primary goal is reducing the time to solution of an individual model run which currently takes many weeks.

The currently adopted parallelization approach with its excellent scalability over angular rays is based on a many-to-one mapping of the rays to individual threads (or cores). This has been a great advantage so far, as the number of zones used in typical simulations increased along with the growing number of available cores. However, with HPC architectures apparently evolving towards more and more threads (cores) with stagnating or even decreasing single-thread performance, this strength of the transport module, VERTEX, is gradually turning into a weakness: The number of angular rays required for supernova simulations is expected to stagnate at a level of a few hundreds of thousands (corresponding to angular resolutions of less than 1°) and hence thread counts beyond a level of $\mathcal{O}(10^6)$ cannot be utilized efficiently anymore with the current approach. Moreover, the time to solution of less finely resolved simulations cannot be decreased by using such large numbers of cores.

To overcome this limit, parallelism *within* an angular ray, specifically in the phase-space coordinates can be exploited, e.g. by using (nested) OpenMP threads, accelerators, or alike. Early, one-dimensional simulations which effectively operated on a single ray have already successfully used the OpenMP approach (however without having to bother with the subtleties of nested OpenMP) and recently, we have successfully used GPUs for exploiting parallelism on this level [30]. The nested OpenMP approach would allow to use at least ten to twenty times more cores on traditional multi-core architectures, and the new GPU version of VERTEX has already delivered gains by a factor of two in total application performance. Similar speedups are expected from the Intel many-integrated-cores (MIC) architecture.

5. Summary and Conclusions

We have given an overview of the supernova-simulation code PROMETHEUS-VERTEX, focussing on the neutrino-transport module, VERTEX, and specifically on the adopted

parallelization approach and its basic performance characteristics on large HPC platforms. At the time of this writing production runs using VERTEX are typically performed using a number of 16 000 cores with excellent parallel efficiency. We have demonstrated that it is possible already now to efficiently employ the code on much bigger computers. In the course of the "SuperMUC Extreme Scaling Workshop, 2013" of the Leibniz Supercomputing Centre (LRZ), we were able to use up to 131 000 cores of the SuperMUC system, thereby maintaining very high parallel efficiency and floating-point performances. The code has reached a quarter of a petaflop (double-precision), which is equivalent to about 10% of the nominal peak performance of SuperMUC.

Importantly, there is indeed a *scientifically driven need* for performing simulations at this scale, and hence the results we have documented here are highly relevant benchmarks, rather than being mere showcases. In particular, physical completeness and scientific relevance of the employed setups have not been sacrificed for achieving high performance. However, although theoretically, such huge production simulations could already now be performed with very good performance, they are not yet feasible in practice. Firstly, the necessary throughput can usually not be achieved when using a significant partition of an entire HPC system, and secondly, system stability still appears to be a serious issue at this scale. Nevertheless, we expect that this situation is rapidly improving and first-principles simulations of core-collapse supernova explosions employing VERTEX neutrino transport will soon be routinely performed at the scale of hundreds of thousands of processor cores.

Finally, we have already started preparing the code for the next generation of HPC systems which are expected to provide massive SIMT and SIMD parallelism on the node level, as indicated by current GPU accelerators or many-core coprocessors. Non-trivial work remains to be done in order for VERTEX to be able to efficiently exploit such massive parallelism with relatively weak single-thread performance, but first promising results with GPUs and the Intel Many Integrated Core (MIC) architecture have already been obtained.

References

- [1] H. A. Bethe and J. R. Wilson. Revival of a stalled supernova shock by neutrino heating. *ApJ*, 295:14–23, August 1985.
- [2] J. R. Wilson. Supernovae and post-collapse behavior. In J.M. Centrella, J.M. LeBlanc, and R.L. Bowers, editors, *Numerical Astrophysics*, pages 422–434, Boston, 1985. Univ. Illinois, Urbana-Champaign US, Jones and Bartlett.
- [3] M. Rampp. *Radiation Hydrodynamics with Neutrinos: Stellar Core Collapse and the Explosion Mechanism of Type II Supernovae*. PhD thesis, Technische Universität München, 2000.
- [4] M. Rampp and H.-T. Janka. Spherically Symmetric Simulation with Boltzmann Neutrino Transport of Core Collapse and Postbounce Evolution of a 15 M_{\odot} Star. *ApJ*, 539:L33–L36, August 2000.
- [5] A. Burrows, T. Young, P. Pinto, R. Eastman, and T. A. Thompson. A New Algorithm for Supernova Neutrino Transport and Some Applications. *ApJ*, 539:865–887, August 2000.
- [6] M. Liebendörfer, A. Mezzacappa, F.-K. Thielemann, O. E. Messer, W. R. Hix, and S. W. Bruenn. Probing the gravitational well: No supernova explosion in spherical symmetry with general relativistic Boltzmann neutrino transport. *Phys. Rev. D*, 63(10):103004–+, May 2001.
- [7] M. Liebendörfer, A. Mezzacappa, and F.-K. Thielemann. Conservative general relativistic radiation hydrodynamics in spherical symmetry and comoving coordinates. *Phys. Rev. D*, 63(10):104003–+, May 2001.
- [8] H.-Th. Janka. Explosion mechanisms of core-collapse supernovae. *Annual Review of Nuclear and Particle Science*, 62:407, 2012.

- [9] C. Cardall, E. Endeve, R. D. Budiardja, P. Marronetti, and A. Mezzacappa. Towards the core-collapse supernova explosion mechanism. In *Advances in computational astrophysics: methods, tools, and outcome*, volume 453 of *ASP Conference Proceedings*, page 81, 2012.
- [10] R. Buras, M. Rampp, H.-Th. Janka, and K. Kifonidis. Improved Models of Stellar Core Collapse and Still No Explosions: What Is Missing? *Physical Review Letters*, 90(24):241101–+, June 2003.
- [11] M. Rampp and H.-Th. Janka. Radiation hydrodynamics with neutrinos. variable eddington factor method for core-collapse supernova simulations. *A&A*, 396:361–392, December 2002.
- [12] M. Liebendörfer, M. Rampp, H.-T. Janka, and A. Mezzacappa. Supernova Simulations with Boltzmann Neutrino Transport: A Comparison of Methods. *ApJ*, 620:840–860, February 2005.
- [13] A. Marek, H. Dimmelmeier, H.-Th. Janka, E. Müller, and R. Buras. Exploring the relativistic regime with Newtonian hydrodynamics: an improved effective gravitational potential for supernova simulations. *A&A*, 445:273–289, January 2006.
- [14] R. Buras, M. Rampp, H.-T. Janka, and K. Kifonidis. Two-dimensional hydrodynamic core-collapse supernova simulations with spectral neutrino transport. I. Numerical method and results for a 15 M_{\odot} star. *A&A*, 447:1049–1092, March 2006.
- [15] R. Buras, H.-T. Janka, M. Rampp, and K. Kifonidis. Two-dimensional hydrodynamic core-collapse supernova simulations with spectral neutrino transport. II. Models for different progenitor stars. *A&A*, 457:281–308, October 2006.
- [16] A. Marek and H.-T. Janka. Delayed Neutrino-Driven Supernova Explosions Aided by the Standing Accretion-Shock Instability. *ApJ*, 694:664–696, March 2009.
- [17] F. Hanke, B. Müller, A. Wongwathanarat, A. Marek, and H.-T. Janka. SASI Activity in Three-dimensional Neutrino-hydrodynamics Simulations of Supernova Cores. *ApJ*, 770:66, June 2013.
- [18] H.-Th. Janka. Explosion models of core-collapse supernovae. <http://theorie.ikp.physik.tu-darmstadt.de/nhc/pages/events/hirschegg/2013/talks/Wed/Janka.pdf>, 2012. Hirschegg.
- [19] B.A. Fryxell, E. Müller, and W.D. Arnett. Hydrodynamics and nuclear burning. preprint MPA-449, Max Planck Institut für Astrophysik, Garching, apr 1989.
- [20] P. Colella and P. R. Woodward. The Piecewise Parabolic Method (PPM) for Gas-Dynamical Simulations. *Journal of Computational Physics*, 54:174–201, September 1984.
- [21] B. Müller, H.-T. Janka, and H. Dimmelmeier. A New Multi-dimensional General Relativistic Neutrino Hydrodynamic Code for Core-collapse Supernovae. I. Method and Code Tests in Spherical Symmetry. *ApJS*, 189:104–133, July 2010.
- [22] B. Müller, H.-T. Janka, and A. Marek. A new multi-dimensional general relativistic neutrino hydrodynamics code for core-collapse supernovae. ii. relativistic explosion models of core-collapse supernovae. *The Astrophysical Journal*, 756(1):84, 2012.
- [23] D. Mihalas and B.W. Mihalas. *Foundations of Radiation Hydrodynamics*. Oxford University Press, 1984.
- [24] Samuel Williams, Andrew Waterman, and David Patterson. Roofline: an insightful visual performance model for multicore architectures. *Commun. ACM*, 52(4):65–76, April 2009.
- [25] STREAM. Sustainable memory bandwidth in high performance computers. <http://www.cs.virginia.edu/stream/>.
- [26] Likwid Forum. <http://likwid-tools.blogspot.de/2012/02/intel-sandybridge-and-counting-flops.html>.
- [27] J. Treibig, G. Hager, and G. Wellein. LIKWID: Lightweight Performance Tools. *ArXiv e-print 1104.4874*, April 2011.
- [28] PAPI. Performance application programming interface. <http://icl.cs.utk.edu/papi>.
- [29] R. Tisma and T. Dannert. Perflib: A simple performance library, RZG. <http://www.rzg.mpg.de/services/computing/software/performance-tools/perf.html>.
- [30] T. Dannert, A. Marek, and M. Rampp. Porting large HPC applications to GPU clusters: The codes GENE and VERTEX. this conference volume, 2013.