

Minimax Optimal Bayesian Aggregation

Yun Yang and David Dunson

Abstract

It is generally believed that ensemble approaches, which combine multiple algorithms or models, can outperform any single algorithm at machine learning tasks, such as prediction. In this paper, we propose Bayesian convex and linear aggregation approaches motivated by regression applications. We show that the proposed approach is minimax optimal when the true data-generating model is a convex or linear combination of models in the list. Moreover, the method can adapt to sparsity structure in which certain models should receive zero weights, and the method is tuning parameter free unlike competitors. More generally, under an M-open view when the truth falls outside the space of all convex/linear combinations, our theory suggests that the posterior measure tends to concentrate on the best approximation of the truth at the minimax rate. We illustrate the method through simulation studies and several applications.

Key words: Dirichlet aggregation; Ensemble learning; Minimax risk; Misspecification; Model averaging; Shrinkage prior.

1. Introduction

In many applications, it is not at all clear how to pick one most suitable method out of a list of possible models or learning algorithms $\mathcal{M} = \{\mathcal{M}_1, \dots, \mathcal{M}_M\}$. Each model/algorithm has its own set of implicit or explicit assumptions under which that approach will obtain at or near optimal performance. However, in practice verifying which if any of these assumptions hold for a real application is problematic. Hence, it is of substantial practical importance to have an aggregating mechanism that can automatically combine the estimators $\hat{f}_1, \dots, \hat{f}_M$ obtained from the M different approaches $\mathcal{M}_1, \dots, \mathcal{M}_M$, with the aggregated estimator potentially better than any single one.

Towards this goal, three main aggregation strategies receive most attention in the literature: model selection aggregation (MSA), convex aggregation (CA) and linear aggregation (LA), as first stated by Nemirovski (2000). MSA aims at selecting the optimal single estimator from the list; CA considers searching for the optimal convex combination of the estimators; and LA focuses on selecting the optimal linear combination. Although there is an extensive literature (Juditsky and Nemirovski, 2000; Tsybakov, 2003; Wegkamp, 2003; Yang, 2000, 2001, 2004; Bunea

and Nobel, 2008; Bunea and Tsybakov, 2007; Guedj and Alquier, 2013; van der Laan et al., 2007) on aggregation, there has been limited consideration of Bayesian approaches.

In this paper, we study Bayesian aggregation procedures and their performance in regression. Consider the regression model

$$Y_i = f(X_i) + \epsilon_i, \quad i = 1, \dots, n, \quad (1.1)$$

where Y_i is the response variable, $f : \mathcal{X} \rightarrow \mathbb{R}$ is an unknown regression function, \mathcal{X} is the feature space, X_i 's are the fixed- or random-designed elements in \mathcal{X} and the errors are iid Gaussian.

Aggregation procedures typically start with randomly dividing the sample $D_n = \{(X_1, Y_1), \dots, (X_n, Y_n)\}$ into a training set for constructing estimators $\hat{f}_1, \dots, \hat{f}_M$, and a learning set for constructing \hat{f} . Our primary interest is in the aggregation step, so we adopt the convention (Bunea and Tsybakov, 2007) of fixing the training set and treating the estimators $\hat{f}_1, \dots, \hat{f}_M$ as fixed functions f_1, \dots, f_M . Our results can also be translated to the context where the fixed functions f_1, \dots, f_M are considered as a functional basis (Juditsky and Nemirovski, 2000), either orthonormal or overcomplete, or as “weak learners” (van der Laan et al., 2007). For example, high-dimensional linear regression is a special case of LA where f_j maps an M -dimensional vector into its j th component.

Bayesian model averaging (BMA) (Hoeting et al., 1999) provides an approach for aggregation, placing a prior over the ensemble and then updating using available data to obtain posterior model probabilities. For BMA, \hat{f} can be constructed as a convex combination of estimates $\hat{f}_1, \dots, \hat{f}_M$ obtained under each model, with weights corresponding to the posterior model probabilities. If the true data generating model f_0 is one of the models in the pre-specified list (“ \mathcal{M} -closed” view), then as the sample size increases the weight on f_0 will typically converge to one. With a uniform prior over \mathcal{M} in the regression setting with Gaussian noise, \hat{f} coincides with the exponentially weighted aggregates (Tsybakov, 2003). However, BMA relies on the assumption that \mathcal{M} contains the true model. If this assumption is violated (“ \mathcal{M} -open”), then \hat{f} tends to converge to the single model in \mathcal{M} that is closest to the true model in Kullback-Leibler (KL) divergence. For example, when f_0 is a weighted average of f_1 and f_2 , under our regression setting \hat{f} will converge to $f \in \{f_1, f_2\}$ that minimizes $\|f - f_0\|_n^2 = n^{-1} \sum_{i=1}^n |f(X_i) - f_0(X_i)|^2$ under fixed design or $\|f - f_0\|_Q^2 = E_Q |f(X) - f_0(X)|^2$ under random design where $X \sim Q$. Henceforth, we use the notation $\|\cdot\|$ to denote $\|\cdot\|_n$ or $\|\cdot\|_Q$ depending on the context.

In this paper, we primarily focus on Bayesian procedures for CA and LA. Let

$$\mathcal{F}^H = \left\{ f_\lambda = \sum_{j=1}^M \lambda_j f_j : \lambda = (\lambda_1, \dots, \lambda_M) \in H \right\}$$

be the space of all aggregated estimators for f_0 with index set H . For CA, H takes the form of $\Lambda = \{(\lambda_1, \dots, \lambda_M) : \lambda_j \geq 0, j = 1, \dots, M, \sum_{j=1}^M \lambda_j = 1\}$ and for LA, $H = \Omega = \{(\lambda_1, \dots, \lambda_M) :$

$\lambda_j \in \mathbb{R}, j = 1, \dots, M, \sum_{j=1}^M |\lambda_j| \leq L\}$, where $L > 0$ can be unknown but is finite. In addition, for both CA and LA we consider sparse aggregation with \mathcal{F}^{H_s} , where an extra sparsity structure $\|\lambda\|_0 = s$ is imposed on the weight $\lambda \in H_s = \{\lambda \in H : \|\lambda\|_0 = s\}$. Here, for a vector $\theta \in \mathbb{R}^M$, we use $\|\theta\|_p = (\sum_{j=1}^M |\theta_j|^p)^{1/p}$ to denote its l_p -norm for $0 \leq p \leq \infty$. In particular, $\|\theta\|_0$ is the number of nonzero components of θ . The sparsity level s is allowed to be unknown and expected to be learned from data. In the sequel, we use the notation f_{λ^*} to denote the best $\|\cdot\|$ -approximation of f_0 in \mathcal{F}^H . Note that if $f_0 \in \mathcal{F}^H$, then $f_0 = f_{\lambda^*}$.

One primary contribution of this work is to propose a new class of priors, called Dirichlet aggregation (DA) priors, for Bayesian aggregation. Bayesian approaches with DA priors are shown to lead to the minimax optimal posterior convergence rate over \mathcal{F}^H for CA and LA, respectively. More interestingly, DA is able to achieve the minimax rate of sparse aggregation (see Section 1.1), which improves the minimax rate of aggregation by utilizing the extra sparsity structure on λ^* . This suggests that DA is able to automatically adapt to the unknown sparsity structure when it exists but also has optimal performance in the absence of sparsity. Such sparsity adaptive properties have also been observed in Bunea and Tsybakov (2007) for penalized optimization methods. However, in order to achieve minimax optimality, the penalty term, which depends on either the true sparsity level s or a function of λ^* , needs to be tuned properly. In contrast, the DA does not require any prior knowledge on λ^* and is tuning free.

Secondly, we also consider an ‘‘M-open’’ view for CA and LA, where the truth f_0 can not only fall outside the list \mathcal{M} , but also outside the space of all convex/linear combinations of the models in \mathcal{M} . Under the ‘‘M-open’’ view, our theory suggests that the posterior measure tends to put all its mass into a ball around the best approximation f_{λ^*} of f_0 with a radius proportional to the minimax rate. The metric that defines that ball will be made clear later. This is practically important because the true model in reality is seldom correctly specified and a convergence to f_{λ^*} is the best one can hope for. Bayesian asymptotic theory for misspecified models is under developed, with most existing results assuming that the model class is either known or is an element of a known list. One key step is to construct appropriate statistical tests discriminating f_{λ^*} from other elements in \mathcal{F}^H . Our tests borrow some results from Kleijn and van der Vaart (2006) and rely on concentration inequalities.

The proposed prior on λ induces a novel shrinkage structure, which is of independent interest. There is a rich literature on theoretically optimal models based on discrete (point mass mixture) priors (Ishwaran and Rao, 2005; Castillo and van der Vaart, 2012) that are supported on a combinatorial model space, leading to heavy computational burden. However, continuous shrinkage priors avoid stochastic search variable selection algorithms (George and McCulloch, 1997) to sample from the combinatorial model space and can potentially improve computational efficiency. Furthermore, our results include a rigorous investigation on M -dimensional symmetric Dirichlet

distributions, $\text{Diri}(\rho, \dots, \rho)$ when $M \gg 1$ and $\rho \ll 1$. Here $\text{Diri}(\alpha_1, \dots, \alpha_M)$ denotes a Dirichlet distribution with concentration parameters $\alpha_1, \dots, \alpha_M$. In machine learning, $\text{Diri}(\rho, \dots, \rho)$ with $\rho \ll 1$ are widely used as priors for latent class probabilities (Blei et al., 2003). However, little rigorous theory has been developed for the relationship between its concentration property and the hyperparameter ρ . Rousseau and Mengersen (2011) consider a related problem of overfitted mixture models and show that generally the posterior distribution effectively empties the extra components. However, our emphasis is to study the prediction performance instead of model selection. Moreover, in Rousseau and Mengersen (2011) the number M of components is assumed to be fixed as n increases, while in our setting we allow M to grow in the order of $e^{o(n)}$. In this large- M situation, the general prior considered in Rousseau and Mengersen (2011) is unable to empty the extra components and we need to impose sparsity. In this paper, we show that if we choose $\rho \sim M^{-\gamma}$ with $\gamma > 1$, then $\text{Diri}(\rho, \dots, \rho)$ could lead to the optimal concentration rate for sparse weights (Section 2.1). Moreover, such concentration is shown to be adaptive to the sparsity level s .

The rest of the paper is organized as follows. In Section 1.1, we review the minimax results for aggregation. In Section 2, we describe the new class of priors for CA and LA based on symmetric Dirichlet distributions. In Section 3, we study the asymptotic properties of the proposed Bayesian methods. In Section 4, we show some simulations and applications. The proofs of the main theorems appear in Section 5 and some technical proofs are deferred to Section 6. We provide details of the MCMC implementation of our Bayesian aggregation methods in the appendix.

1.1 A brief review of the Minimax risks for aggregation

It is known (Tsybakov, 2003) that for CA, the minimax risk for estimating the best convex combination f_{λ^*} within \mathcal{F}^Λ is

$$\sup_{f_1, \dots, f_M \in \mathcal{F}_0} \inf_{\hat{f}} \sup_{f_\lambda^* \in \mathcal{F}^\Lambda} E \|\hat{f} - f_\lambda^*\|^2 \asymp \begin{cases} M/n, & \text{if } M \leq \sqrt{n}, \\ \sqrt{\frac{1}{n} \log(M/\sqrt{n} + 1)}, & \text{if } M > \sqrt{n}, \end{cases} \quad (1.2)$$

where $\mathcal{F}_0 = \{f : \|f\|_\infty \leq 1\}$ and \hat{f} ranges over all possible estimators based on n observations. Here, for any two positive sequences $\{a_n\}$ and $\{b_n\}$, $a_n \asymp b_n$ means that there exists a constant $C > 0$, such that $a_n \leq Cb_n$ and $b_n \leq Ca_n$ for any n . The norm is understood as the L_2 -norm for random design and the $\|\cdot\|_n$ -norm for fixed design. If we have more information that the truth f_λ^* also possesses a sparse structure $\|\lambda^*\|_0 \triangleq \#\{j : \lambda_j > 0\} = s \ll n$, then we would expect a faster convergence rate of estimating f_λ^* . For example, in the ‘‘M-closed’’ case where $f_\lambda^* = f_j$ for some $j \in \{1, \dots, M\}$, $\lambda_i^* = I(i = j)$ and $\|\lambda^*\|_0 = 1$. Let $\mathcal{F}_s^\Lambda = \{f = \sum_{j=1}^M \lambda_j f_j : \lambda \in \Lambda, \|\lambda\|_0 = s\}$ be the space of all s -sparse convex aggregations of f_1, \dots, f_M . By extending the results in Tsybakov (2003), it can be shown that when the sparsity level s satisfies $s \leq \sqrt{n/\log M}$, the minimax risk

of estimating an element in \mathcal{F}_s^Λ is given by

$$\sup_{f_1, \dots, f_M \in \mathcal{F}_0} \inf_{\hat{f}} \sup_{f_\lambda^* \in \mathcal{F}_s^\Lambda} E \|\hat{f} - f_\lambda^*\|^2 \asymp \frac{s}{n} \log \left(\frac{M}{s} \right). \quad (1.3)$$

From the preceding results, $\sqrt{n/\log M}$ serves as the sparsity/non-sparsity boundary of the weight λ^* as there is no gain in the estimation efficiency if $s > \sqrt{n/\log M}$.

From Tsybakov (2003), the minimax risk for LA with $H = \mathbb{R}^M$ is

$$\sup_{f_1, \dots, f_M \in \mathcal{F}_0} \inf_{\hat{f}} \sup_{f_\lambda^* \in \mathbb{R}^M} E \|\hat{f} - f_\lambda^*\|^2 \asymp M/n.$$

As a result, general LA is only meaningful when $M/n \rightarrow 0$, as $n \rightarrow \infty$. Similarly, the above minimax risk can be extended to s -sparse LA $\mathcal{F}_s^{\mathbb{R}^M} = \{f = \sum_{j=1}^M \lambda_j f_j : \lambda \in \mathbb{R}^M, \|\lambda\|_0 = s\}$ for $s \in \{1, \dots, M\}$ as

$$\sup_{f_1, \dots, f_M \in \mathcal{F}_0} \inf_{\hat{f}} \sup_{f_\lambda^* \in \mathcal{F}_s^{\mathbb{R}^M}} E \|\hat{f} - f_\lambda^*\|^2 \asymp \frac{s}{n} \log \left(\frac{M}{s} \right).$$

Note that for sparse LA, the sparsity level s can be arbitrary. A simple explanation is that the constraint $\|\lambda^*\|_1 = 1$ ensures that every element in \mathcal{F}^Λ can be approximated with error at most $\sqrt{\frac{1}{n} \log(M/\sqrt{n} + 1)}$ by some $\sqrt{n/\log M}$ -sparse element in \mathcal{F}^Λ (see Lemma 6.1). However, if we further assume that $\|\lambda^*\| \leq A$ and restrict $f_\lambda^* \in \mathcal{F}^\Omega$, then by extending Tsybakov (2003), it can be shown that the minimax risks of LA of $\mathcal{F}_s^{\mathbb{R}^M}$ is the same as those of convex aggregation under a non-sparse structure as (1.2) and a sparse structure as (1.3).

2. Bayesian approaches for aggregation

2.1 Concentration properties of high dimensional symmetric Dirichlet distributions

Consider an M -dimensional symmetric Dirichlet distribution $\text{Diri}(\rho, \dots, \rho)$ indexed by a concentration parameter $\rho > 0$, whose pdf at $\lambda \in \Lambda$ is given by $\Gamma(M\rho) \{\Gamma(\rho)\}^{-M} \prod_{j=1}^M \lambda_j^{\rho-1}$, where $\Gamma(\cdot)$ is the Gamma function. M -dimensional Dirichlet distributions are commonly used in Bayesian procedures as priors over the $M - 1$ -simplex. For example, Dirichlet distributions can be used as priors for probability vectors for latent class allocation. In this subsection, we investigate the concentration properties of $\text{Diri}(\rho, \dots, \rho)$ when $M \gg 1$ and $\rho \ll 1$. Fig. 2.1 displays typical patterns for 3-dimensional Dirichlet distributions $\text{Diri}(\rho, \rho, \rho)$ with ρ changing from moderate to small. As can be seen, the Dirichlet distribution tends to concentrate on the boundaries for small ρ , which is suitable for capturing sparsity structures.

To study the concentration of $\text{Diri}(\rho, \dots, \rho)$, we need to characterize the space of sparse weight vectors. Since Dirichlet distributions are absolutely continuous, the probability of generating an

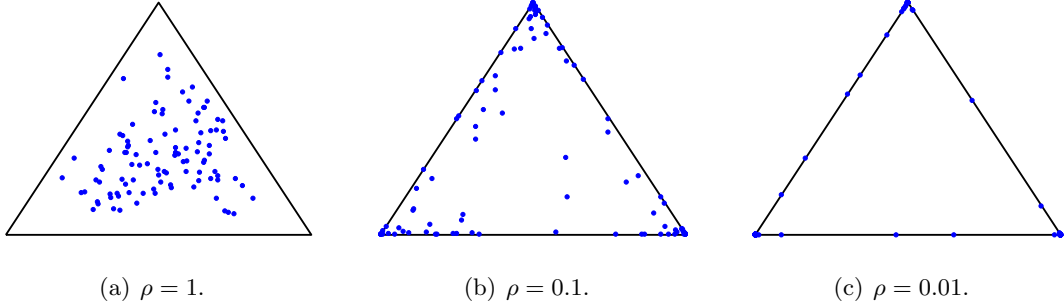


Figure 1: Symmetric Dirichlet distributions with different values for the concentration parameter. Each plot displays 100 independent draws from $\text{Diri}(\rho, \rho, \rho)$.

exactly s -sparse vector is zero for any $s < M$. Therefore, we need to relax the definition of s -sparsity. Consider the following set indexed by a tolerance level $\epsilon > 0$ and a sparsity level $s \in \{1, \dots, M\}$: $\mathcal{F}_{s,\epsilon}^\Lambda = \{\lambda \in \Lambda : \sum_{j=s+1}^M \lambda_{(j)} \leq \epsilon\}$, where $\lambda_{(1)} \geq \lambda_{(2)} \geq \dots \geq \lambda_{(M)}$ is the ordered sequence of $\lambda_1, \dots, \lambda_M$. $\mathcal{F}_{s,\epsilon}^\Lambda$ consists of all vectors that can be approximated by s -sparse vectors with l_1 -error at most ϵ . The following theorem shows the concentration property of the symmetric Dirichlet distribution $\text{Diri}(\rho, \dots, \rho)$ with $\rho = \alpha/M^\gamma$. This theorem is a easy consequence of Lemma 5.1 and Lemma 5.4 in Section 5.

Theorem 2.1. *Assume that $\lambda \sim \text{Diri}(\rho, \dots, \rho)$ with $\rho = \alpha/M^\gamma$ and $\gamma > 1$. Let $\lambda^* \in \Lambda_s$ be any s -sparse vector in the $M - 1$ -dimensional simplex Λ . Then for any $\epsilon \in (0, 1)$ and some $C > 0$,*

$$P(\|\lambda - \lambda^*\|_2 \leq \epsilon) \gtrsim \exp \left\{ -C\gamma s \log \frac{M}{\epsilon} \right\}, \quad (2.1)$$

$$P(\lambda \notin \mathcal{F}_{s,\epsilon}^\Lambda) \lesssim \exp \left\{ -C(\gamma - 1)s \log \frac{M}{\epsilon} \right\}. \quad (2.2)$$

The proof of (2.2) utilizes the stick-breaking representation of Dirichlet processes (Sethuraman, 1994) and the fact that $\text{Diri}(\rho, \dots, \rho)$ can be viewed as the joint distribution of $(G([0, 1/M]), \dots, G([(M-1)/M, 1]))$ where $G \sim \text{Dirichlet process DP}((M\rho)U)$ with U the uniform distribution on $[0, 1]$. The condition $\gamma > 1$ in Theorem 2.1 reflects the fact that the concentration parameter $M\rho = \alpha M^{-(\gamma-1)}$ should decrease to 0 as $M \rightarrow \infty$ in order for $\text{DP}((M\rho)U)$ to favor sparsity. (2.2) validates our observations in Fig. 2.1 and (2.1) suggests that the prior mass around every sparse vector is uniformly large since the total number of s -sparse patterns (locations of nonzero components) in Λ is of order $\exp\{Cs \log(M/s)\}$. In fact, both (2.1) and (2.2) play crucial roles in the proofs in Section 5.1 on characterizing the posterior convergence rate ϵ_n for the Bayesian method below for CA (also true for more general Bayesian methods), where $\{\epsilon_n\}$ is a sequence satisfying $P(\|\lambda - \lambda^*\|_2 \leq \epsilon_n) \gtrsim \exp(-n\epsilon_n^2)$ and $P(\lambda \notin \mathcal{F}_{s,\epsilon}^\Lambda) \lesssim \exp(-n\epsilon_n^2)$. Assume the best approximation f_{λ^*} of the truth f_0 to be s -sparse. (2.2) implies that the posterior distribution of

λ tends to put almost all its mass in $\mathcal{F}_{s,\epsilon}^\Lambda$ and (2.1) is required for the posterior distribution to be able to concentrate around λ^* at the desired minimax rate given by (1.2).

2.2 Using Dirichlet priors for Convex Aggregation

In this subsection, we assume X_i to be random with distribution Q and $f_0 \in L_2(Q)$. Here, for a probability measure Q on a space \mathcal{X} , we use the notation $\|\cdot\|_Q$ to denote the norm associated with the square integrable function space $L_2(Q) = \{f : \int_{\mathcal{X}} |f(x)|^2 dQ(x) \leq \infty\}$. We assume the random design for theoretical convenience and the procedure and theory for CA can also be generalized to fixed design problems. Assume the M functions f_1, \dots, f_M also belong to $L_2(Q)$. Consider combining these M functions into an aggregated estimator $\hat{f} = \sum_{j=1}^M \hat{\lambda}_j f_j$, which tries to estimate f_0 by elements in the space $\mathcal{F}^\Lambda = \{f = \sum_{j=1}^M \lambda_j f_j : \lambda_j \geq 0, \sum_{j=1}^M \lambda_j = 1\}$ of all convex combinations of f_1, \dots, f_M . The assumption that f_1, \dots, f_M are fixed is reasonable as long as different subsets of samples are used for producing f_1, \dots, f_M and for aggregation. For example, we can divide the data into two parts and use the first part for estimating f_1, \dots, f_M and the second part for aggregation.

We propose the following Dirichlet aggregation (DA) prior:

$$(DA) \quad f = \sum_{j=1}^M \lambda_j f_j, (\lambda_1, \dots, \lambda_M) \sim \text{Diri}\left(\frac{\alpha}{M^\gamma}, \dots, \frac{\alpha}{M^\gamma}\right),$$

where (γ, α) are two positive hyperparameters. As Theorem 2.1 and the results in Section 5 suggest, such a symmetric Dirichlet distribution is favorable since $\text{Diri}(\alpha_1, \dots, \alpha_M)$ with equally small parameters $\alpha_1 = \dots = \alpha_M = \alpha/M^\gamma$ for $\gamma > 1$ has nice concentration properties under both sparse and nonsparse L_1 type conditions, leading to near minimax optimal posterior contraction rate under both scenarios.

We also mention a related paper (Bhattacharya et al., 2013) that uses Dirichlet distributions in high dimensional shrinkage priors, where they considered normal mean estimating problems. They proposed a new class of Dirichlet Laplace priors for sparse problems, with the Dirichlet placed on scaling parameters of Laplace priors for the normal means. Our prior is fundamentally different in using the Dirichlet directly for the weights λ , including a power γ for M . This is natural for aggregation problems, and we show that the proposed prior is simultaneously minimax optimal under both sparse and nonsparse conditions on the weight vector λ as long as $\gamma > 1$.

2.3 Using Dirichlet priors for Linear Aggregation

For LA, we consider a fixed design for $X_i \in \mathbb{R}^d$ and write (1.1) into vector form as $Y = F_0 + \epsilon$, $\epsilon \sim N(0, \sigma^2 I_n)$, where $Y = (Y_1, \dots, y_n)$ is the $n \times 1$ response vector, $F_0 = (f_0(X_1), \dots, f_0(X_n))^T$ is the $n \times 1$ vector representing the expectation of Y and I_n is the $n \times n$ identity matrix. Let

$F = (F_{ij}) = (f_j(X_x))$ be the $n \times M$ prediction matrix, where the j th column of F consists of all values of f_j evaluated at the training predictors X_1, \dots, X_n . LA estimates F_0 as $F\lambda$ with $\lambda = (\lambda_1, \dots, \lambda_M)^T \in \mathbb{R}^M$ the $p \times 1$ the coefficient vector. Use the notation F_j to denote the j th column of F and $F^{(i)}$ the i th row. Notice that this framework of linear aggregation includes (high-dimensional) linear models as a special case where $d = M$ and $f_j(X_i) = X_{ij}$.

Let $A = \|\lambda\|_1 = \sum_{j=1}^M |\lambda_j|$, $\mu = (\mu_1, \dots, \mu_M) \in \Lambda$ with $\mu_j = |\lambda_j|/A$, $z = (z_1, \dots, z_M) \in \{-1, 1\}^M$ with $z_j = \text{sgn}(\lambda_j)$. This new parametrization is identifiable and (A, μ, z) uniquely determines λ . Therefore, there exists a one-to-one correspondence between the prior on (A, μ, z) and the prior on λ . Under this parametrization, the geometric properties of λ transfer to those of μ . For example, a prior on μ that induces sparsity will produce a sparse prior for λ . With this in mind, we propose the following double Dirichlet Gamma (DDG) prior for λ or (A, μ, z) :

$$(DDG1) \quad A \sim \text{Ga}(a_0, b_0), \quad \mu \sim \text{Diri}\left(\frac{\alpha}{M^\gamma}, \dots, \frac{\alpha}{M^\gamma}\right), \quad z_1, \dots, z_M \text{ iid with } P(z_i = 1) = \frac{1}{2}.$$

Since μ follows a Dirichlet distribution, it can be equivalently represented as

$$\left(\frac{T_1}{\sum_{j=1}^p T_j}, \dots, \frac{T_M}{\sum_{j=1}^p T_j}\right), \quad \text{with } T_j \stackrel{\text{iid}}{\sim} \text{Ga}\left(\frac{\alpha}{M^\gamma}, 1\right).$$

Let $\eta = (\eta_1, \dots, \eta_M)$ with $\eta_j = z_j \lambda_j$. By marginalizing out the z , the prior for μ can be equivalently represented as

$$\left(\frac{T_1}{\sum_{j=1}^M |T_j|}, \dots, \frac{T_M}{\sum_{j=1}^M |T_j|}\right), \quad \text{with } T_j \stackrel{\text{iid}}{\sim} \text{DG}\left(\frac{\alpha}{M^\gamma}, 1\right). \quad (2.3)$$

where $\text{DG}(a, b)$ denotes the double Gamma distribution with shape parameter a , rate parameter b and pdf $\{2\Gamma(a)\}^{-1} b^a |t|^{a-1} e^{-b|t|}$ ($t \in \mathbb{R}$), where $\Gamma(\cdot)$ is the Gamma function. More generally, we call a distribution as the double Dirichlet distribution with parameter (a_1, \dots, a_M) , denoted by $\text{DD}(a_1, \dots, a_M)$, if it can be represented by (2.3) with $T_j \sim \text{DG}(a_j, 1)$. Then, the DDG prior for λ has an alternative form as

$$(DDG2) \quad \lambda = A\eta, \quad A \sim \text{Ga}(a_0, b_0), \quad \eta \sim \text{DD}\left(\frac{\alpha}{M^\gamma}, \dots, \frac{\alpha}{M^\gamma}\right).$$

We will use the form (DDG2) for studying the theoretical properties of the DDG prior and focus on the form (DDG1) for posterior computation.

3. Theoretical properties

In this section, we study the prediction efficiency of the proposed Bayesian aggregation procedures for CA and LA in terms of convergence rate of posterior prediction.

We say that a Bayesian model $\mathcal{F} = \{P_\theta : \theta \in \Theta\}$, with a prior distribution Π over the parameter space Θ , has a posterior convergence rate at least ϵ_n if

$$\Pi(d(\theta, \theta^*) \geq D\epsilon_n | X_1, \dots, X_n) \xrightarrow{P_{\theta_0}} 0, \quad (3.1)$$

with a limit $\theta^* \in \Theta$, where d is a metric on Θ and D is a sufficiently large positive constant. For example, to characterize prediction accuracy, we use $d(\lambda, \lambda') = \|f_\lambda - f_{\lambda'}\|_Q$ and $\|n^{-1/2}F(\lambda - \lambda')\|_2$ for CA and LA, respectively. Let $P_0 = P_{\theta_0}$ be the truth under which the iid observations X_1, \dots, X_n are generated. If $\theta_0 \in \Theta$, then the model is well-specified and under mild conditions, $\theta^* = \theta_0$. If $\theta_0 \notin \Theta$, then the limit θ^* is usually the point in Θ so that P_θ has the minimal Kullback-Leibler (KL) divergence to P_{θ_0} . (3.1) suggests that the posterior probability measure puts almost all its mass over a sequence of d -balls whose radii shrink towards θ^* at a rate ϵ_n . In the following, we make the assumption that σ is known, which is a standard assumption adopted in Bayesian asymptotic proofs to avoid long and tedious arguments. de Jonge and van Zanten (2013) studies the asymptotic behavior of the error standard deviation in regression when a prior is specified for σ . Their proofs can also be used to justify our setup when σ is unknown. In the rest of the paper, we will frequently use C to denote a constant, whose meaning might change from line to line.

3.1 Posterior convergence rate of Bayesian convex aggregation

Let $\Sigma = (E_Q[f_i(X)f_j(X)])_{M \times M}$ be the second order moment matrix of $(f_1(X), \dots, f_M(X))$, where $X \sim Q$. Let $f^* = \sum_{j=1}^M \lambda_j^* f_j$ be the best $L_2(Q)$ -approximation of f_0 in the space $\mathcal{F}^\Lambda = \{f = \sum_{j=1}^M \lambda_j f_j : \lambda_j \geq 0, \sum_{j=1}^M \lambda_j = 1\}$ of all convex combinations of f_1, \dots, f_M , i.e. $\lambda^* = \arg \min_{\lambda \in \Lambda} \|f_\lambda - f_0\|_Q^2$. This misspecified framework also includes the well-specified situation as a special case where $f_0 = f^* \in \mathcal{F}^\Lambda$. Denote the j th column of Σ by Σ_j .

We make the following assumptions:

(A1) There exists a constant $0 < \kappa < \infty$ such that $\sup_{1 \leq j \leq M} |\Sigma_{jj}| \leq \kappa$.

(A2) (Sparsity) There exists an integer $s > 0$, such that $\|\lambda^*\|_0 = s < n$.

(A3) There exists a constant $0 < \kappa < \infty$ such that $\sup_{1 \leq j \leq M} \sup_{x \in \mathcal{X}} |f_j(x)| \leq \kappa$.

- If $E_Q[f_j(X)] = 0$ for each j , then Σ is the variance covariance matrix. (A1) assumes the second moment Σ_{jj} of $f_j(X)$ to be uniformly bounded. By applying Cauchy's inequality, the off-diagonal elements of Σ can also be uniformly bounded by the same κ .
- (A3) implies (A1). This uniformly bounded condition is only used in Lemma 5.5 part a. As illustrated by Birgé (2004), such a condition is necessary for studying the $L_2(Q)$ loss of

Gaussian regression with random design, since under this condition the Hellinger distance between two Gaussian regression models is equivalent to the $L_2(Q)$ distance between their mean functions.

- Since $\lambda^* \in \Lambda$, the l_1 norm of λ^* is always equal to one, which means that λ^* is always l_1 -summable. (A2) imposes an additional sparse structure on λ^* . We will study separately the convergence rates with and without (A2). It turns out that the additional sparse structure improves the rate if and only if $s \ll \sqrt{\frac{n}{\log M}}$.

The following theorem suggests that the posterior of f_λ concentrates on an $\|\cdot\|_Q$ -ball around the best approximation f^* with a radius proportional to the minimax rate of CA. In the special case when $f_* = f_0$, the theorem suggests that the proposed Bayesian procedure is minimax optimal.

Theorem 3.1. *Assume (A3). Let $(X_1, Y_1), \dots, (X_n, Y_n)$ be n iid copies of (X, Y) sampled from $X \sim Q, Y|X \sim N(f_0(X), \sigma^2)$. If $f^* = \sum_{j=1}^M \lambda_j^* f_j$ is the minimizer of $f \mapsto \|f - f_0\|_Q$ on \mathcal{F}^Λ , then under the prior (DA), for some $D > 0$, as $n \rightarrow \infty$,*

$$E_{0,Q} \Pi \left(\|f - f^*\|_Q \geq D \min \left\{ \sqrt{\frac{M}{n}}, \sqrt[4]{\frac{\log(M/\sqrt{n} + 1)}{n}} \right\} \middle| X_1, Y_1, \dots, X_n, Y_n \right) \rightarrow 0.$$

Moreover, if (A2) is also satisfied, then as $n \rightarrow \infty$,

$$E_{0,Q} \Pi \left(\|f - f^*\|_Q \geq D \sqrt{\frac{s \log(M/s)}{n}} \middle| X_1, Y_1, \dots, X_n, Y_n \right) \rightarrow 0.$$

3.2 Posterior convergence rate of Bayesian linear aggregation

Let $\lambda^* = (\lambda_1^*, \dots, \lambda_M^*)$ be the coefficient such that $F\lambda^*$ best approximates F_0 in $\|\cdot\|_2$ norm, i.e. $\lambda^* = \arg \min_{\lambda \in \mathbb{R}^M} \|F\lambda - F_0\|_2^2$. Similar to the CA case, such a misspecified framework also includes the well-specified situation as a special case where $F_0 = F\lambda^* \in \mathcal{F}^{\mathbb{R}^M}$. It is possible that there exists more than one such a minimizer and then we can choose λ^* with minimal nonzero components. This non-uniqueness will not affect our theorem quantifying the prediction performance of LA since any minimizers of $\|F\lambda - F_0\|_2^2$ will give the same prediction $F\lambda$. Our choice of λ^* , which minimizes $\|\lambda^*\|_0$, can lead to the fastest posterior convergence rate.

We make the following assumptions:

(B1) There exists a constant $0 < \kappa < \infty$ such that $\frac{1}{\sqrt{n}} \sup_{1 \leq j \leq M} \|F_j\|_2 \leq \kappa$.

(B2a) (Sparsity) There exists an integer $s > 0$, such that $\|\lambda^*\|_0 = s < n$.

(B2b) (l_1 -summability) There exists a constant $A_0 > 0$, such that $A^* = \|\lambda^*\|_1 < A_0$.

(B3) For $m_0 = \lceil \sqrt{n} \rceil$, there exists a constant $\kappa_0 > 0$ such that $\frac{1}{\sqrt{n}} \|F\lambda\|_2 \geq \kappa_0 \|\lambda\|_1$ for all $\lambda \in \mathbb{R}^M$ with $\|\lambda\|_0 = m_0$.

- (B1) is the column normalizing condition for the design matrix. This assumption is mild since the predictors can always be normalized to satisfy it. This condition can also be considered as the empirical version of (A1), where the matrix Σ is replaced by its empirical estimator $\frac{1}{n} F^T F$.
- (B2a) is a counterpart of the sparsity condition (A2) of the aggregation problem. This assumption is commonly made in the high dimensional linear regression literature. (B2b) is assumed by Bühlmann (2006) in studying consistency of boosting for high dimensional linear regression. This condition includes the sparsity condition (B2a) as a special case while also including the case in which many components of λ^* are nonzero but small in magnitude. Similar to the aggregation problem, under (B2b), the sparsity gains only when $s \ll \sqrt{\frac{n}{\log M}}$. (B2a) also implies a sparsity constraint on $\eta^* = \lambda^*/A^*$, where η^* always satisfies $\|\eta^*\|_1 = 1$.
- (B3) is the same in spirit as the sparse eigenvalue condition made in Raskutti et al. (2011), which provides identifiability for m_0 -sparse vectors. This assumption is only made for the l_1 -summable case, where any l_1 -summable $\lambda \in \mathbb{R}^M$ can be approximated by an m_0 -sparse vector with error at most $O(\|\lambda\|_1 \epsilon_n)$ under d_F (Lemma 5.3 part b), with ϵ_n given in (DA-PC), where $d_F(\lambda, \lambda') = \|n^{-1/2} F(\lambda - \lambda')\|_2$. Under this assumption, we show that the posterior probability of $\{\|\lambda\|_1 \leq KA^*\}$ converges to zero as $n \rightarrow \infty$ for some constant K and therefore with high posterior probability, λ can be approximated by an m_0 -sparse vector with error at most $O(\epsilon_n)$.

The following theorem is a counterpart of Theorem 3.1 for LA.

Theorem 3.2. *Assume (B1). Let Y be an n -dimensional response vector sampled from $Y \sim N(F_0, \sigma^2 I_n)$. Let λ^* be any one of the minimizers of $\lambda \mapsto \|F\lambda - F_0\|_2$ in \mathbb{R}^M . If (B2b) and (B3) are true, then under the prior (DDG2), for some $D > 0$, as $n \rightarrow \infty$,*

$$E_0 \Pi \left(\|n^{-\frac{1}{2}} F(\lambda - \lambda^*)\|_2 \geq D \min \left\{ \sqrt{\frac{M}{n}}, \sqrt[4]{\frac{\log(M/\sqrt{n} + 1)}{n}} \right\} \mid Y \right) \rightarrow 0.$$

If (B2a) is true, then as $n \rightarrow \infty$,

$$E_0 \Pi \left(\|n^{-\frac{1}{2}} F(\lambda - \lambda^*)\|_2 \geq D \sqrt{\frac{s \log(M/s)}{n}} \mid Y \right) \rightarrow 0.$$

Theorem 3.2 suggests that in order to obtain the fastest posterior convergence rate for prediction, we can choose the λ^* having the minimal $\|\lambda^*\|_0$ among all minimizers of $\|F\lambda - F_0\|_2$.

This suggests that the posterior measure tends to concentrate on the sparsest λ^* that achieves the same prediction accuracy, which explains the sparse adaptivity. The non-uniqueness happens when $M > n$.

4. Experiments

As suggested by Yang (2001), the estimator \hat{f}_n depends on the order of the observations and one can randomly permute the order a number of times and average the corresponding estimators. In addition, one can add a third step of estimating f_1, \dots, f_M with the full dataset as $\hat{f}_1, \dots, \hat{f}_M$ and setting the final estimator as $\tilde{f} = \sum_{j=1}^M \hat{\lambda}_j \hat{f}_j$. We will adopt this strategy and our splitting and aggregation scheme can be summarized as follows. First, we randomly divide the entire n samples into two subsets S_1 and S_2 with $|S_1| = n_1$ and $|S_2| = n_2$. As a default, we set $n_1 = 0.75n$ and $n_2 = 0.25n$. Using S_1 as a training set, we obtain M base learners $\hat{f}_1^{(n_1)}, \dots, \hat{f}_M^{(n_1)}$. Second, we apply the above MCMC algorithms to aggregate these learners into $\hat{f}^{(n_1)} = \sum_{j=1}^M \hat{\lambda}_j \hat{f}_j^{(n_1)}$ based on the n_2 aggregating samples. Finally, we use the whole dataset to train these base learners, which gives us $\hat{f}_j^{(n)}$, and the final estimator is $\hat{f}^{(n)} = \sum_{j=1}^M \hat{\lambda}_j \hat{f}_j^{(n)}$. Therefore, one basic requirement on the base learners is that they should be stable in the sense that $\hat{f}_j^{(n)}$ can not be dramatically different from $\hat{f}_j^{(n_1)}$ (e.g. CART might not be a suitable choice for the base learner).

4.1 Bayesian linear aggregation

In this subsection, we apply the Bayesian LA methods to the linear regression $Y = X\lambda + \epsilon$, with $X \in \mathbb{R}^M$ and $\epsilon \sim N(0, \sigma^2 I_n)$. Since every linear aggregation problem can be reformed as a linear regression problem, this is a simple canonical setting for testing our approach. We consider two scenarios: 1. the sparse case where the number of nonzero components in the regression coefficient λ is smaller than M and the sample size n ; 2. the non-sparse case where λ can have many nonzero components, but the l_1 norm $\|\lambda\|_1 = \sum_{j=1}^M |\lambda_j|$ remains constant as M changes. We vary model dimensionality by letting $M = 5, 20, 100$ and 500 .

We compare the Bayesian LA methods with lasso, ridge regression and horseshoe. Lasso (Tibshirani, 1996) is widely used for linear models, especially when λ is believed to be sparse. In addition, due to the use of l_1 penalty, the lasso is also minimax optimal when λ is l_1 -summable (Raskutti et al., 2011). Ridge regression (Hoerl and Kennard, 1970) is a well-known shrinkage estimator for non-sparse settings. Horseshoe (Carvalho et al., 2010) is a Bayesian continuous shrinkage prior for sparse regression from the family of global-local mixtures of Gaussians (Polson and Scott, 2010). Horseshoe is well-known for its robustness and excellent empirical performance for sparse regression, but there is a lack of theoretical justification. n training samples are used to fit the models and $N - n$ testing samples are used to calculate the prediction root mean squared

error (RMSE) $\{(N - n)^{-1} \sum_{i=n+1}^N (\hat{y}_i - y_i)^2\}^{1/2}$, where \hat{y}_i denotes the prediction of y_i .

The MCMC algorithm for the Bayesian LA method is run for 2,000 iterations, with the first 1,000 iterations as the burn-in period. We set $\alpha = 1$, $\gamma = 2$, $a_0 = 0.01$ and $b_0 = 0.01$ for the hyperparameters. The tuning parameters in the MH steps are chosen so that the acceptance rates are around 40%. The lasso is implemented by the `glmnet` package in R, the ridge is implemented by the `lm.ridge` function in R and horseshoe is implemented by the `monomvn` package in R. The iterations for horseshoe is set as the default 1,000. The regularization parameters in Lasso and ridge are selected via cross-validation.

4.1.1 Sparse case

In the sparse case, we choose the number of non-zero coefficients to be 5. The simulation data are generated from the following model:

$$(S) \quad y = -0.5x_1 + x_2 + 0.4x_3 - x_4 + 0.6x_5 + \epsilon, \quad \epsilon \sim N(0, 0.5^2),$$

with M covariates $x_1, \dots, x_M \sim \text{i.i.d } N(0, 1)$. The training size is set to be $n = 100$ and testing size $N - n = 1000$. As a result, (S) with $M = 5$ and 20 can be considered as moderate dimensional, while $M = 100$ and $M = 500$ are relatively high dimensional.

M	5	20	100	500
LA	.511 (0.016)	.513 (0.016)	.529 (0.020)	.576 (0.023)
Lasso	.514 (0.017)	.536 (0.020)	.574 (0.039)	.613 (0.042)
Ridge	.514 (0.017)	.565 (0.019)	1.23 (0.139)	2.23 (0.146)
Horseshoe	.512 (0.016)	.519 (0.014)	.525 (0.019)	.590 (0.022)

Table 1: RMSE for the sparse linear model (S). The numbers in the parentheses indicate the standard deviations. All results are based on 100 replicates.

From Table 1, all the methods are comparable when there is no nuisance predictor ($M = 5$). However, as more nuisance predictors are included, the Bayesian LA method and horseshoe have noticeably better performance than the other two methods. For example, for $M = 100$, the Bayesian LA method has 8% and 53% improvements over lasso and ridge, respectively. In addition, as expected, ridge deteriorates more dramatically than the other two as M grows. It appears that

Bayesian LA is more computationally efficient than horseshoe. For example, under $m = 100$ it takes horseshoe 50 seconds to draw 1,000 iterations but only takes LA about 1 second to draw 2,000 iterations.

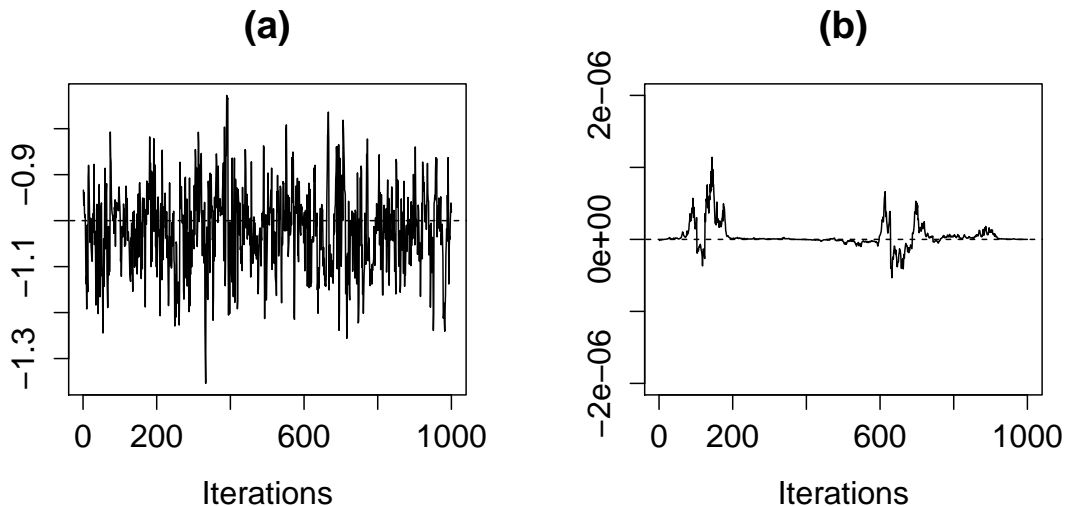


Figure 2: Traceplots for a non-zero regression coefficient and a zero coefficient.

Fig. 2 displays the traceplots after the burn-in for a typical non-zero and a typical zero regression coefficient respectively under $M = 100$. The non-zero coefficient mixes pretty well according to its traceplot. Although the traceplot of the zero coefficient exhibits some small fluctuations, their magnitudes are still negligible compared to the non-zero ones. We observe that these fluctuant traceplots like Fig. 2(b) only happens for those λ_j 's whose posterior magnitudes are extremely small. The typical orders of the posterior means of those λ_j 's in LA that correspond to unimportant predictors range from 10^{-17} to 10^{-2} . However, the posterior medians of unimportant predictors are less than 10^{-4} (see Fig. 3). This suggests that although the coefficients are not exactly to zero, the estimated regression coefficients with zero true values are still negligible compared to the estimators of the nonzero coefficients. In addition, for LA the posterior median appears to be a better and more robust estimator for sparse regression than the posterior mean.

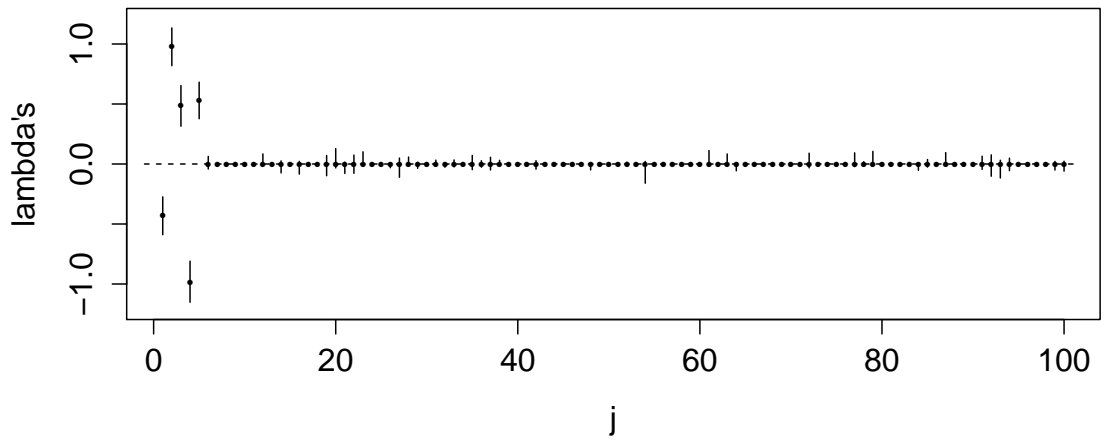


Figure 3: 95% posterior credible intervals for $\lambda_1, \dots, \lambda_{100}$ in sparse regression. The solid dots are the corresponding posterior medians.

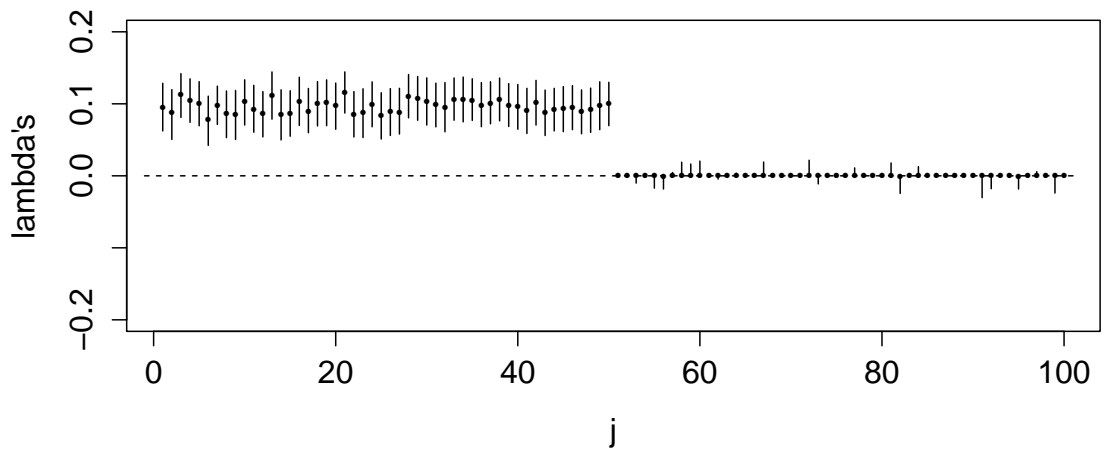


Figure 4: 95% posterior credible intervals for $\lambda_1, \dots, \lambda_{100}$ in non-sparse regression. The solid dots are the corresponding posterior medians.

4.1.2 Non-sparse case

In the non-sparse case, we use the following two models as the truth:

$$(NS1) \quad y = \sum_{j=1}^M \frac{3(-1)^j}{j^2} x_j + \epsilon, \quad \epsilon \sim N(0, 0.1^2),$$

$$(NS2) \quad y = \sum_{j=1}^{\lfloor M/2 \rfloor} \frac{5}{\lfloor M/2 \rfloor} x_j + \epsilon, \quad \epsilon \sim N(0, 0.1^2),$$

with M covariates $x_1, \dots, x_M \sim \text{i.i.d } N(0, 1)$. In (NS1), all the predictors affect the response and the impact of predictor x_j decreases quadratically in j . Moreover, λ satisfies the l_1 -summability since $\lim_{p \rightarrow \infty} \|\lambda\|_1 = \pi^2/3 \approx 4.9$. In (NS2), half of the predictors have the same influence on the response with $\|\lambda\|_1 = 5$. The training size is set to be $n = 200$ and testing size $N - n = 1000$ in the following simulations.

	M	5	20	100	500
NS1	LA	.101 (0.002)	.112 (0.003)	.116 (0.005)	.129 (0.007)
	Lasso	.105 (0.006)	.110 (0.005)	.116 (0.005)	.155 (0.006)
	Ridge	.102 (0.003)	.107 (0.004)	.146 (0.008)	2.42 (0.053)
	Horseshoe	.102 (0.003)	.111 (0.003)	.114 (0.004)	.136 (0.005)
NS2	LA	.101 (0.002)	.104 (0.003)	.121 (0.005)	.326 (0.008)
	Lasso	.111 (0.006)	.106 (0.003)	.131 (0.007)	.323 (0.008)
	Ridge	.103 (0.003)	.107 (0.003)	.140 (0.008)	.274 (0.010)
	Horseshoe	.102 (0.003)	.104 (0.003)	.124 (0.004)	.308 (0.007)

Table 2: RMSE for the non-sparse linear models (NS1) and (NS2). All results are based on 100 replicates.

From Table 2, all the methods have comparable performance when M is moderate (i.e 5 or 20) in both non-sparse settings. In the non-sparse settings, horseshoe also exhibits excellent prediction

performance. In most cases, LA, lasso and horseshoe have similar performance. As M increases to an order comparable to the sample size, LA and horseshoe tend to be more robust than lasso and ridge. As M becomes much greater than n , LA, lasso and horseshoe remain good in (NS1) while breaking down in (NS2); ridge breaks down in (NS1) while becoming the best in (NS2). It might be because in (NS1), although all λ_j 's are nonzero, the first several predictors still dominate the impact on y . In contrast, in (NS2), half of λ_j 's are nonzero and equally small. Fig. 4 plots 95% posterior credible intervals for $\lambda_1, \dots, \lambda_{100}$ of (NS2) under $M = 100$. According to Section 1.1, the sparse/non-sparse boundary for (NS2) under $M = 100$ is $\sqrt{200}/\log 100 \approx 3 \ll 50$. Therefore, the results displayed in Fig. 4 can be classified into the non-sparse regime. A simple variable selection based on these credible intervals correctly identifies all 50 nonzero components.

4.1.3 Robustness against the hyperparameters

Since changing the hyperparameter α in the Dirichlet prior is equivalent to changing the hyperparameter γ , we perform a sensitivity analysis for γ in the above two regression settings with $M = 100$.

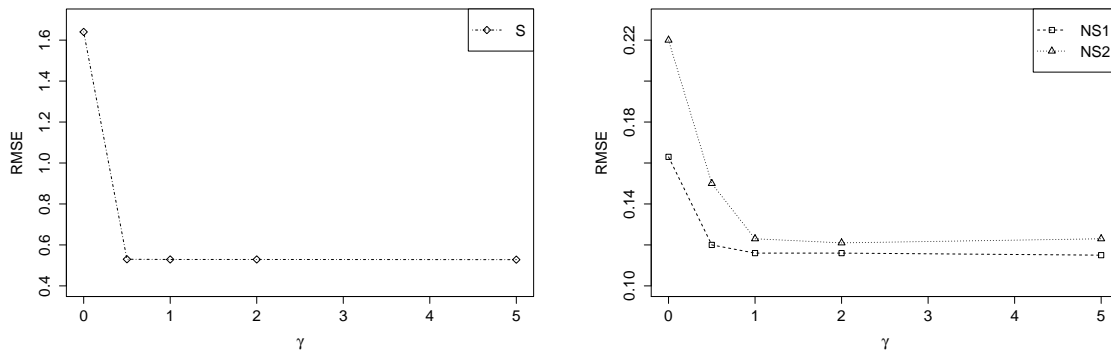


Figure 5: Robustness of the Bayesian LA methods against the hyperparameter γ . The results are based on 100 replicates.

From Figure 5, the Bayesian LA method tends to be robust against the change in γ at a wide range. As expected, the Bayesian LA method starts to deteriorate as γ becomes too small. In particular, when γ is zero, the Dirichlet prior no longer favors sparse weights and the RMSE becomes large (especially for the sparse model) in all three settings. However, the Bayesian LA methods tend to be robust against increase in γ . As a result, we would recommend choosing $\gamma = 2$ in practice.

4.2 Bayesian convex aggregation

In this subsection, we conduct experiments for the Bayesian convex aggregation method.

4.2.1 Simulations

The following regression model is used as the truth in our simulations:

$$y = x_1 + x_2 + 3x_3^2 - 2e^{-x_4} + \epsilon, \quad \epsilon \sim N(0, 0.5), \quad (4.1)$$

with p covariates $x_1, \dots, x_d \sim \text{i.i.d } N(0, 1)$. The training size is set to be $n = 500$ and testing size $N - n = 1000$ in the following simulations.

In the first simulation, we choose $M = 6$ base learners: CART, random forest (RF), lasso, SVM, ridge regression (Ridge) and neural network (NN). The Bayesian aggregation (BA) is compared with the super learner (SL). SL is implemented by the `SuperLearner` package in R. The implementations of the base learners are described in Table 3. The MCMC algorithm for the Bayesian CA method is run for 2,000 iterations, with the first 1,000 iterations as the burn-in period. We set $\alpha = 1$, $\gamma = 2$ for the hyperparameters. The simulation results are summarized in Table 4, where square roots of mean squared errors (RMSE) of prediction based on 100 replicates are reported.

Base learner	CART	RF	Lasso
R package	<code>rpart</code>	<code>randomForest</code>	<code>glmnet</code>
SVM	Ridge	NN	GAM
<code>e1071</code>	<code>MASS</code>	<code>nnet</code>	<code>gam</code>

Table 3: Descriptions of the base learners.

d	CART	RF	Lasso	SVM	Ridge	NN	SL	BA
5	3.31	3.33	5.12	2.71	5.12	3.89	2.66	2.60
	(0.41)	(0.42)	(0.33)	(0.49)	(0.33)	(0.90)	(0.48)	(0.48)
20	3.32	3.11	5.18	4.10	5.23	5.10	3.13	3.00
	(0.41)	(0.49)	(0.37)	(0.46)	(0.38)	(1.57)	(0.54)	(0.48)
100	3.33	3.17	5.17	5.48	5.64	7.12	3.19	3.03
	(0.38)	(0.45)	(0.32)	(0.35)	(0.33)	(1.31)	(0.45)	(0.45)

Table 4: RMSE for the first simulation. All results are based on 100 replicates.

In the second simulation, we consider the case when M is moderately large. We consider $M = 26, 56$ and 106 by introducing $(M - 6)$ new base learners in the following way. In each

simulation, for $j = 1, \dots, M - 6$, we first randomly select a subset S_j of the covariates $\{x_1, \dots, x_d\}$ with size $p = \lfloor \min\{n^{1/2}, d/3\} \rfloor$. Then the j th base learner f_j is fitted by the general additive model (GAM) with the response y and covariates in S_j as predictors. This choice of new learners is motivated by the fact that the truth is sparse when M is large and brutally throwing all covariates into the GAM tends to have a poor performance. Therefore, we expect that a base learner based on GAM that uses a small subset of the covariates containing the important predictors x_1 , x_2 , x_3 and x_4 tends to have better performance than the full model. In addition, with a large M and moderate p , the probability that one of the randomly selected $(M - 6)$ models contains the truth is high. In this simulation, we compare BA with SL and a voting method using the average prediction across all base learners. For illustration, the best prediction performance among the $(M - 6)$ random-subset base learners is also reported. Table 5 summarizes the results.

d	M	Best	Voting	SL	BA
20	26	3.14 (0.82)	4.63 (0.48)	3.40 (0.60)	2.78 (0.52)
	56	2.86 (1.57)	4.98 (0.71)	3.33 (0.86)	2.79 (0.78)
	106	2.79 (0.62)	4.95 (0.60)	3.23 (0.70)	2.73 (0.61)
100	26	3.14 (0.71)	4.72 (0.44)	3.09 (0.50)	2.78 (0.45)
	56	2.95 (0.46)	4.93 (0.45)	3.07 (0.50)	2.78 (0.47)
	106	2.84 (0.45)	4.90 (0.47)	2.98 (0.55)	2.69 (0.51)
500	26	5.21 (0.75)	5.75 (0.50)	3.77 (0.650)	3.19 (0.59)
	56	4.86 (0.78)	5.92 (0.59)	4.02 (0.73)	3.18 (0.70)
	106	4.65 (0.69)	5.98 (0.45)	4.18 (0.52)	3.13 (0.49)

Table 5: RMSE for the second simulation study. All results are based on 100 replicates.

4.2.2 Applications

We apply BA to four datasets from the UCI repository. Table 6 provides a brief description of those datasets. We use CART, random forest, lasso, support vector machine, ridge regression and neural networks as the base learners. We run 40,000 iterations for the MCMC for the BA for each dataset and discard the first half as the burn-in. Table 7 displays the results. As we can see, for 3 datasets (auto-mpg, concrete and forest), the aggregated models perform the best. In particular, for the auto-mpg dataset, BA has 3% improvement over the best base learner. Even for the slump dataset, aggregations still have comparable performance to the best base learner. The two aggregation methods SL and BA have similar performance for all the datasets.

dataset	sample size	# of predictors	response variable
auto-mpg	392	8	mpg
concrete	1030	8	CCS*
slump	103	7	slump
forest	517	12	log(1+area)

Table 6: Descriptions of the four datasets from the UCI repository. CCS: concrete compressive strength.

dataset	Cart	RF	Lasso	SVM	Ridge	NN	GAM	SL	BA
auto-mpg	3.42	2.69	3.38	2.68	3.40	7.79	2.71	2.61	2.61
concrete	9.40	5.35	10.51	6.65	10.50	16.64	7.95	5.31	5.33
slump	7.60	6.69	7.71	7.05	8.67	7.11	6.99	7.17	7.03
forest	.670	.628	.612	.612	.620	.613	.622	.606	.604

Table 7: RMSE of aggregations for real data applications. All results are based on 10-fold cross-validations.

5. Proofs of the main results

Let $K(P, Q) = \int \log(dP/dQ)dP$ be the KL divergence between two probability distributions P and Q , and $V(P, Q) = \int |\log(dP/dQ) - K(P, Q)|^2 dP$ be a discrepancy measure.

5.1 Concentration properties of Dirichlet distribution and double Dirichlet distribution

According to the posterior asymptotic theory developed in Ghosal et al. (2000) (for iid observations, e.g. regression with random design, such as the aggregation problem in section 2.2), to

ensure a posterior convergence rate of at least ϵ_n , the prior has to put enough mass around θ^* in the sense that

$$(PC1) \quad \Pi(B(\theta^*, \epsilon_n)) \geq e^{-n\epsilon_n^2 C}, \text{ with} \\ B(\theta^*, \epsilon) = \{\theta \in \Theta : K(P_{\theta^*}, P_\theta) \leq \epsilon^2, V(P_{\theta^*}, P_\theta) \leq \epsilon^2\},$$

for some $C > 0$. For independent but non-identically distributed (noniid) observations (e.g. regression with fixed design, such as the linear regression problem in section 2.3), where the likelihood takes a product form $P_\theta^{(n)}(Y_1, \dots, Y_n) = \prod_{i=1}^n P_{\theta,i}(Y_i)$, the corresponding prior concentration condition becomes (Ghosal and van der Vaart, 2007)

$$(PC2) \quad \Pi(B_n(\theta^*, \epsilon_n)) \geq e^{-n\epsilon_n^2 C}, \text{ with} \\ B_n(\theta^*, \epsilon) = \left\{ \theta \in \Theta : \frac{1}{n} \sum_{i=1}^n K(P_{\theta^*,i}, P_{\theta,i}) \leq \epsilon^2, \frac{1}{n} \sum_{i=1}^n V(P_{\theta^*,i}, P_{\theta,i}) \leq \epsilon^2 \right\}.$$

If a (semi-)metric d_n , which might depend on n , dominates KL and V on Θ , then (PC) is implied by $\Pi(d_n(\theta, \theta^*) \leq c\epsilon_n) \geq e^{-n\epsilon_n^2 C}$ for some $c > 0$. In the aggregation problem with a random design and parameter $\theta = \lambda$, we have $K(P_{\theta^*}, P_\theta) = V(P_{\theta^*}, P_\theta) = \frac{1}{2\sigma^2} \|\sum_{j=1}^M (\lambda_j - \lambda_j^*) f_j\|_Q^2 = \frac{1}{2\sigma^2} (\lambda - \lambda^*)^T \Sigma (\lambda - \lambda^*)$. Therefore, we can choose $d_n(\theta, \theta^*)$ as $d_\Sigma(\lambda, \lambda^*) = \|\Sigma^{1/2}(\lambda - \lambda^*)\|_2$. In the linear aggregation problem with a fixed design and $\theta = \lambda$, $\sum_{j=1}^n K(P_{\theta^*,i}, P_{\theta,i}) = \sum_{j=1}^n V(P_{\theta^*,i}, P_{\theta,i}) = \frac{1}{2\sigma^2} \|F(\lambda - \lambda^*)\|_2^2$, where $P_{\theta,i}(Y) = P_\lambda(Y|F^{(i)})$. Therefore, we can choose $d_n(\theta, \theta^*)$ as $d_F(\lambda, \lambda^*) = \|\frac{1}{\sqrt{n}} F(\lambda - \lambda^*)\|_2$.

For CA and LA, the concentration probabilities can be characterized by those of $\lambda^* \in \Lambda$ and $\eta^* \in D_{M-1} = \{\eta \in \mathbb{R}^M, \|\eta\|_1 = 1\}$. Therefore, it is important to investigate the concentration properties of the Dirichlet distribution and the double Dirichlet distribution as priors over Λ and D_{M-1} . The concentration probabilities $\Pi(d_\Sigma(\lambda, \lambda^*) \leq c\epsilon)$ and $\Pi(d_F(\eta, \eta^*) \leq c\epsilon)$ depend on the location of the centers λ^* and η^* , which are characterized by their geometrical properties, such as sparsity and l_1 -summability. The next lemma characterizes these concentration probabilities and is of independent interest.

Lemma 5.1. *Assume (A1) and (B1).*

a. *Assume (A2). Under the prior (DA), for any $\gamma \geq 1$,*

$$\Pi(d_\Sigma(\lambda, \lambda^*) \leq \epsilon) \geq \exp \left\{ -C\gamma s \log \frac{M}{\epsilon} \right\}, \text{ for some } C > 0.$$

b. *Under the prior (DA), for any $m > 0$, any $\lambda \in \Lambda$ and any $\gamma \geq 1$,*

$$\Pi \left(d_\Sigma(\lambda, \lambda^*) \leq \epsilon + \frac{C}{\sqrt{m}} \right) \geq \exp \left\{ -C\gamma m \log \frac{M}{\epsilon} \right\}, \\ \Pi(d_\Sigma(\lambda, \lambda^*) \leq \epsilon) \geq \exp \left\{ -C\gamma M \log \frac{M}{\epsilon} \right\}, \text{ for some } C > 0.$$

c. Assume (B2a). Under the prior for η in (DDG2), for any $\gamma \geq 1$,

$$\Pi(d_F(\eta, \eta^*) \leq \epsilon) \geq \exp \left\{ -C\gamma s \log \frac{M}{\epsilon} \right\}, \quad \text{for some } C > 0.$$

d. Under the prior for η in (DDG2), for any $m > 0$, any $\eta \in D_{M-1}$ and any $\gamma \geq 1$,

$$\begin{aligned} \Pi \left(d_F(\eta, \eta^*) \leq \epsilon + \frac{C}{\sqrt{m}} \right) &\geq \exp \left\{ -C\gamma m \log \frac{M}{\epsilon} \right\}, \\ \Pi(d_F(\eta, \eta^*) \leq \epsilon) &\geq \exp \left\{ -C\gamma M \log \frac{M}{\epsilon} \right\}, \quad \text{for some } C > 0. \end{aligned}$$

- The lower bound $\exp\{-C\gamma s \log(M/\epsilon)\}$ in Lemma 5.1 can be decomposed into two parts: $\exp\{-C\gamma s \log M\}$ and $\exp\{Cs \log \epsilon\}$. The first part has the same order as $1/\binom{M}{s}$, one over the total number of ways to choose s indices from $\{1, \dots, M\}$. The second part is of the same order as ϵ^s , the volume of an ϵ -cube in \mathbb{R}^s . Since usually which s components are nonzero and where the vector composed of these s nonzero components locates in \mathbb{R}^s are unknown, this prior lower bound cannot be improved.
- The priors (DA) and (DDG2) do not depend on the sparsity level s . As a result, Lemma 5.1 suggests that the prior concentration properties hold simultaneously for all λ^* or η^* with different s and thus these priors can adapt to an unknown sparsity level.

By the first two parts of Lemma 5.1, the following is satisfied for the prior (DA) with D large enough,

$$(DA-PC) \quad \Pi(d_\Sigma(\lambda, \lambda^*) \leq \epsilon_n) \geq e^{-n\epsilon_n^2 C}, \quad \text{with } \epsilon_n = \begin{cases} D\sqrt{\frac{s \log(M/s)}{n}}, & \text{if } \|\lambda^*\|_0 = s; \\ D\sqrt{\frac{M}{n}}, & \text{if } M \leq \sqrt{n}; \\ D^4\sqrt{\frac{\log(M/\sqrt{n}+1)}{n}}, & \text{if } M > \sqrt{n}. \end{cases}$$

This prior concentration property will play a key role in characterizing the posterior convergence rate of the prior (DA) for Bayesian aggregation.

Based on the prior concentration property of the double Dirichlet distribution provided in Lemma 5.1 part c and part d, we have the corresponding property for the prior (DDG2) by taking into account the prior distribution of $A = \|\lambda\|_1$.

Corollary 5.2. Assume (B1).

a. Assume (B2a). Under the prior (DDG2), for any $\gamma \geq 1$,

$$\Pi(d_F(\lambda, \lambda^*) \leq \epsilon) \geq \exp \left\{ -C\gamma s \log \frac{M}{\epsilon} \right\}, \quad \text{for some } C > 0.$$

b. Assume (B2b). Under the prior (DDG2), for any $m > 0$, any $\eta \in D_{M-1}$ and any $\gamma \geq 1$,

$$\begin{aligned}\Pi\left(d_F(\lambda, \lambda^*) \leq \epsilon + \frac{C}{\sqrt{m}}\right) &\geq \exp\left\{-C\gamma m \log \frac{M}{\epsilon}\right\}, \\ \Pi(d_F(\lambda, \lambda^*) \leq \epsilon) &\geq \exp\left\{-C\gamma M \log \frac{M}{\epsilon}\right\}, \quad \text{for some } C > 0.\end{aligned}$$

Based on the above corollary, we have a similar prior concentration property for the prior (DDG2):

$$\text{(DDG2-PC)} \quad \Pi(d_F(\theta, \theta^*) \leq c\epsilon_n) \geq e^{-n\epsilon_n^2 C}, \quad \text{with the same } \epsilon_n \text{ in (DA-PC)}.$$

5.2 Supports of the Dirichlet distribution and the double Dirichlet distribution

By Ghosal et al. (2000), a second condition to ensure the posterior convergence rate of $\theta^* \in \Theta$ at least ϵ_n is that the prior Π should put almost all its mass in a sequence of subsets of Θ that are not too complex. More precisely, one needs to show that there exists a sieve sequence $\{\mathcal{F}_n\}$ such that $\theta^* \in \mathcal{F}_n \subset \Theta$, $\Pi(\mathcal{F}_n^c) \leq e^{-n\epsilon_n^2 C}$ and $\log N(\epsilon_n, \mathcal{F}_n, d_n) \leq n\epsilon_n^2$ for each n , where for a metric space \mathcal{F} associated with a (semi-)metric d , $N(\epsilon, \mathcal{F}, d)$ denotes the minimal number of d -balls with radii ϵ that are needed to cover \mathcal{F} .

For the priors (DA) and (DDG2), the probability of the space of all s -sparse vectors is zero. We consider the approximate s -sparse vector space $\mathcal{F}_{s,\epsilon}^\Lambda$ defined in Section 2.1 for CA. For LA, we define $\mathcal{F}_{B,s,\epsilon}^D = \{\theta = A\eta : \eta \in D_{M-1}, \sum_{j=s+1}^M |\eta_{(j)}| \leq B^{-1}\epsilon; 0 \leq A \leq B\}$, where $|\eta_{(1)}| \geq \dots \geq |\eta_{(M)}|$ is the ordered sequence of η_1, \dots, η_M according to their absolute values.

The following lemma characterizes the complexity of Λ , $D_{M-1}^B = \{A\eta : \eta \in D_{M-1}; 0 \leq A \leq B\}$, $\mathcal{F}_{s,\epsilon}^\Lambda$ and $\mathcal{F}_{B,s,\epsilon}^D$ in terms of their covering numbers.

Lemma 5.3. *Assume (A1) and (B1).*

a. For any $\epsilon \in (0, 1)$, integer $s > 0$ and $B > 0$, we have

$$\begin{aligned}\log N(\epsilon, \mathcal{F}_{s,\epsilon}^\Lambda, d_\Sigma) &\lesssim s \log \frac{M}{\epsilon}, \\ \log N(\epsilon, \mathcal{F}_{B,s,\epsilon}^D, d_F) &\lesssim s \log \frac{M}{\epsilon} + s \log B.\end{aligned}$$

b. For any $\epsilon \in (0, 1)$ and integer $m > 0$, we have

$$\begin{aligned}\log N(C/\sqrt{m}, \Lambda, d_\Sigma) &\lesssim m \log M, \\ \log N(\epsilon, \Lambda, d_\Sigma) &\lesssim M \log \frac{M}{\epsilon}, \\ \log N(CB/\sqrt{m}, BD_{M-1}, d_F) &\lesssim m \log M, \\ \log N(B\epsilon, BD_{M-1}, d_F) &\lesssim M \log \frac{M}{\epsilon}.\end{aligned}$$

The next lemma provides upper bounds to the complementary prior probabilities of $\mathcal{F}_{s,\epsilon}^\Lambda$ and $\mathcal{F}_{B,s,\epsilon}^D$. The proof utilizes the connection between the Dirichlet distribution and the stick-breaking representation of the Dirichlet processes (Sethuraman, 1994).

Lemma 5.4. *a. For any $\epsilon \in (0, 1)$, under the prior (DA) with $\gamma > 1$, we have*

$$\Pi(\lambda \notin \mathcal{F}_{s,\epsilon}^\Lambda) \lesssim \exp \left\{ -Cs(\gamma - 1) \log \frac{M}{\epsilon} \right\}.$$

b. For any $\epsilon \in (0, 1)$, under the prior (DDG2) with $\gamma > 1$, we have

$$\Pi(\theta \notin \mathcal{F}_{B,s,\epsilon}^D) \lesssim \exp \left\{ -Cs(\gamma - 1) \log \frac{M}{\epsilon} - Cs \log B \right\} + \exp\{-CB\}.$$

5.3 Test construction

For CA, we use the notation $P_{\lambda,Q}$ to denote the joint distribution of (X, Y) , whenever $X \sim Q$ and $Y|X \sim N(\sum_{j=1}^M \lambda_j f_j(X), \sigma^2)$ for any $\lambda \in \Lambda$ and $E_{\lambda,Q}$ the expectation with respect to $P_{\lambda,Q}$. Use $P_{\lambda,Q}^{(n)}$ to denote the n -fold convolution of $P_{\lambda,Q}$. Let $X^n = (X_1, \dots, X_n)$ and $Y^n = (Y_1, \dots, Y_n)$ be n copies of X and Y . Recall that f_0 is the true regression function that generates the data. We use $P_{0,Q}$ to denote the corresponding true distribution of Y . For LA, we use P_λ to denote the distribution of Y , whenever $Y \sim N(F\lambda, \sigma^2 I_n)$ and E_λ the expectation with respect to P_λ .

For both aggregation problems, we use the ‘‘M-open’’ view where f_0 might not necessarily belong to \mathcal{F}^Λ or $\mathcal{F}^{\mathbb{R}^M}$. We apply the result in Kleijn and van der Vaart (2006) to construct a test under misspecification for CA with random design and explicitly construct a test under misspecification for LA with fixed design. Note that the results in Kleijn and van der Vaart (2006) only apply for random-designed models. For LA with fixed design, we construct a test based on concentration inequalities for Gaussian random variables.

Lemma 5.5. *Assume (A3).*

a. Assume that $f^ = \sum_{j=1}^M \lambda_j^* f_j$ satisfies $E_Q(f - f^*)(f^* - f_0) = 0$ for every $f \in \mathcal{F}^\Lambda$. Then there exist $C > 0$ and a measurable function ϕ_n of X^n and Y^n , such that for any other vector $\lambda_2 \in \Lambda$,*

$$\begin{aligned} P_{0,Q}^{(n)} \phi_n(X^n, Y^n) &\leq \exp \left\{ -Cnd_\Sigma^2(\lambda_2, \lambda^*) \right\} \\ \sup_{\lambda \in \Lambda: d_\Sigma(\lambda, \lambda_2) < \frac{1}{4} d_F(\lambda^*, \lambda_2)} P_{\lambda,Q}^{(n)} (1 - \phi_n(X^n, Y^n)) &\leq \exp \left\{ -Cnd_\Sigma^2(\lambda_2, \lambda^*) \right\}. \end{aligned}$$

b. Assume that $\lambda^ \in \mathbb{R}^d$ satisfies $F^T(F\lambda^* - F_0) = 0$ for every $\lambda \in \mathbb{R}^d$. Then there exists a measurable function ϕ_n of Y and some $C > 0$, such that for any other $\lambda_2 \in \mathbb{R}^d$,*

$$\begin{aligned} P_0 \phi_n(Y) &\leq \exp \left\{ -Cnd_F^2(\lambda_2, \lambda^*) \right\} \\ \sup_{\lambda \in \mathbb{R}^M: d_F(\lambda, \lambda_2) < \frac{1}{4} d_F(\lambda^*, \lambda_2)} P_\lambda (1 - \phi_n(Y)) &\leq \exp \left\{ -Cnd_X^2(\lambda_2, \lambda^*) \right\}. \end{aligned}$$

- As we discussed in the remark in section 3.1, in order to apply Kleijn and van der Vaart (2006) for Gaussian regression with random design, we need the mean function to be uniformly bounded. For the convex aggregation space \mathcal{F}^Λ , this uniformly bounded condition is implied by (A3). For the linear regression with fixed design, we do not need the uniformly bounded condition. This property ensures that the type I and type II errors in b do not deteriorate as $\|\lambda_2\|_1$ grows, which plays a critical role in showing that the posterior probability of $\{A > CA^*\}$ converges to zero in probability for C sufficiently large, where $A = \|\lambda\|_1$ and $A^* = \|\lambda^*\|_1$. Similarly, if we consider CA with a fixed design, then only an assumption like (B1) on the design points is needed.
- The assumption on f^* in CA is equivalent to that f^* is the minimizer over $f \in \mathcal{F}^\Lambda$ of $\|f - f_0\|_Q^2$, which is proportional to the expectation of the KL divergence between two normal distributions with mean functions $f_0(X)$ and $f(X)$ with $X \sim Q$. Therefore, f^* is the best $L_2(Q)$ -approximation of f_0 within the aggregation space \mathcal{F}^Λ and the lemma suggests that the likelihood function under f^* tends to be exponentially larger than other functions in \mathcal{F}^Λ . Similarly, the condition on λ^* in LA is equivalent to that λ^* is the minimizer over $\lambda \in \mathbb{R}^d$ of $\|F\lambda - F_0\|_2^2$, which is proportional to the KL divergence between two multivariate normal distributions with mean vectors $F\lambda$ and F_0 .

5.4 Proof of Theorem 3.1

The proof follows similar steps as the proof of Theorem 2.1 in Ghosal et al. (2000). The difference is that we consider the misspecified framework where the asymptotic limit of the posterior distribution of f is f^* instead of the true underlying regression function f_0 . As a result, we need to apply the test condition in Lemma 5.5 part a in the model misspecified framework. We provide a sketched proof as follows.

Let ϵ_n be given by (DA-PC) and $\Pi^B(\lambda) = \Pi(\lambda|B(\lambda^*, \epsilon_n))$ with $B(\lambda^*, \epsilon_n)$ defined in (PC1). By Jensen's inequality applied to the logarithm,

$$\log \int_{B(\lambda^*, \epsilon_n)} \prod_{i=1}^n \frac{P_{\lambda, Q}}{P_{0, Q}}(X_i, Y_i) d\Pi^B(\lambda) \geq \sum_{i=1}^n \int_{B(\lambda^*, \epsilon_n)} \log \frac{P_{\lambda, Q}}{P_{0, Q}}(X_i, Y_i) d\Pi^B(\lambda).$$

By the definition of $B(\lambda^*, \epsilon_n)$ and an application of Chebyshev's inequality, we have that for any

$C > 0$,

$$\begin{aligned}
& P_0 \left\{ \sum_{i=1}^n \int_{B(\lambda^*, \epsilon_n)} \left(\log \frac{P_{\lambda, Q}}{P_{0, Q}}(X_i, Y_i) + K(P_{\lambda_0, Q}, P_{\lambda, Q}) \right) d\Pi^B(\lambda) \right. \\
& \qquad \qquad \qquad \left. \leq -(1+C)n\epsilon_n^2 + n \int_{B(\lambda^*, \epsilon_n)} K(P_{\lambda_0, Q}, P_{\lambda, Q}) d\Pi^B(\lambda) \right\} \\
& \leq P_0 \left\{ \sum_{i=1}^n \int_{B(\lambda^*, \epsilon_n)} \left(\log \frac{P_{\lambda, Q}}{P_{0, Q}}(X_i, Y_i) + K(P_{\lambda_0, Q}, P_{\lambda, Q}) \right) d\Pi^B(\lambda) \leq -Cn\epsilon_n^2 \right\} \\
& \leq \frac{n \int_{B(\lambda^*, \epsilon_n)} V(P_{\lambda_0, Q}, P_{\lambda, Q}) d\Pi^B(\lambda)}{(Cn\epsilon_n^2)^2} \leq \frac{1}{C^2 n \epsilon_n^2} \rightarrow 0, \text{ as } n \rightarrow \infty.
\end{aligned}$$

Combining the above two yields that on some set A_n with P_0 -probability converging to one,

$$\int_{B(\lambda^*, \epsilon_n)} \prod_{i=1}^n \frac{P_{\lambda, Q}}{P_{0, Q}}(X_i, Y_i) d\Pi(\lambda) \geq \exp(-(1+C)n\epsilon_n^2) \Pi(B(\lambda^*, \epsilon_n)) \geq \exp(-C_0 n \epsilon_n^2), \quad (5.1)$$

for some $C_0 > 0$, where we have used the fact that $\Pi(B(\lambda^*, \epsilon_n)) \geq \Pi(d_\Sigma(\lambda, \lambda^*) \leq C\epsilon_n) \geq \exp(-Cn\epsilon_n^2)$ for some $C > 0$.

Let $\mathcal{F}_n = \mathcal{F}_{as, \epsilon_n}^\lambda$ for some $a > 0$ if (A2) holds and otherwise $\mathcal{F}_n = \Lambda$. Then by Lemma 5.3 part a and Lemma 5.4 part a, for some constants $C_1 > 0$ and $C_2 > 0$,

$$\log N(\epsilon_n, \mathcal{F}_n, d_\Sigma) \leq C_1 n \epsilon_n^2, \quad \Pi(\lambda \notin \mathcal{F}_n) \leq \exp(-C_2 n \epsilon_n^2). \quad (5.2)$$

Because C_2 is increasing with the a in the definition of \mathcal{F}_n , we can assume $C_2 > C_0 + 1$ by properly selecting an a .

For some $D_0 > 0$ sufficiently large, let $\lambda_1^*, \dots, \lambda_J^* \in \mathcal{F}_n - \{\lambda : d_\Sigma(\lambda, \lambda^*) \leq 4D_0\epsilon_n\}$ with $|J| \leq \exp(C_1 n \epsilon_n^2)$ be J points that form an $D_0\epsilon_n$ -covering net of $\mathcal{F}_n - \{\lambda : d_\Sigma(\lambda, \lambda^*) \leq 4D_0\epsilon_n\}$. Let $\phi_{j, n}$ be the corresponding test function provided by Lemma 5.5 part a with $\lambda_2 = \lambda_j^*$ for $j = 1, \dots, J$. Set $\phi_n = \max_j \phi_{j, n}$. Since $d_\Sigma(\lambda_j^*, \lambda^*) \geq 4D_0\epsilon_n$ for any j , we obtain

$$P_{0, Q}^{(n)} \phi_n \leq \sum_{j=1}^J P_{0, Q}^{(n)} \phi_{j, n} \leq |J| \exp(-C_1 16 D_0^2 n \epsilon_n^2) \leq \exp(-C_3 n \epsilon_n^2), \quad (5.3)$$

where $C_3 = 16CD_0^2 - 1 > 0$ for D_0 large enough. For any $\lambda \in \mathcal{F}_n - \{\lambda : d_\Sigma(\lambda, \lambda^*) \leq 4D_0\epsilon_n\}$, by the design, there exists a j_0 such that $d_\Sigma(\lambda_{j_0}^*, \lambda) \leq D_0\epsilon_n$. This implies that $d_\Sigma(\lambda_{j_0}^*, \lambda^*) \geq 4D_0\epsilon_n \geq 4d_\Sigma(\lambda_{j_0}^*, \lambda)$, therefore

$$\begin{aligned}
& \sup_{\lambda \in \mathcal{F}_n: d_\Sigma(\lambda, \lambda^*) \geq 4D_0\epsilon_n} P_{\lambda, Q}^{(n)} \phi_n \\
& \leq \min_j \sup_{\lambda \in \Lambda: d_\Sigma(\lambda, \lambda_j^*) < \frac{1}{4} d_\Sigma(\lambda^*, \lambda_j^*)} P_{\lambda, Q}^{(n)} (1 - \phi_n) \leq \exp\{-C_4 n \epsilon_n^2\}, \quad (5.4)
\end{aligned}$$

with $C_4 = 16CD_0^2 > C_0 + 1$ with D_0 sufficiently large. With $D = 4D_0$, we have

$$\begin{aligned} & E_{0,Q}\Pi(d_\Sigma(\lambda, \lambda^*) \geq D\epsilon_n | X_1, Y_1, \dots, X_n, Y_n)I(A_n) \\ & \leq P_{0,Q}^{(n)}\phi_n + E_{0,Q}\Pi(d_\Sigma(\lambda, \lambda^*) \geq D\epsilon_n | X_1, Y_1, \dots, X_n, Y_n)I(A_n)(1 - \phi_n). \end{aligned} \quad (5.5)$$

By (5.1), (5.2) and (5.4), we have

$$\begin{aligned} & E_{0,Q}\Pi(d_\Sigma(\lambda, \lambda^*) \geq D\epsilon_n | X_1, Y_1, \dots, X_n, Y_n)I(A_n)(1 - \phi_n) \\ & \leq P_{0,Q}^{(n)}(1 - \phi_n)I(A_n) \frac{\int_{\lambda \in \mathcal{F}_n: d_\Sigma(\lambda, \lambda^*) \geq D\epsilon_n} \prod_{i=1}^n \frac{P_{\lambda, Q}}{P_{0, Q}}(X_i, Y_i) d\Pi(\lambda)}{\int_{B(\lambda^*, \epsilon_n)} \prod_{i=1}^n \frac{P_{\lambda, Q}}{P_{0, Q}}(X_i, Y_i) d\Pi(\lambda)} \\ & \quad + P_{0,Q}^{(n)}I(A_n) \frac{\int_{\lambda \notin \mathcal{F}_n} \prod_{i=1}^n \frac{P_{\lambda, Q}}{P_{0, Q}}(X_i, Y_i) d\Pi(\lambda)}{\int_{B(\lambda^*, \epsilon_n)} \prod_{i=1}^n \frac{P_{\lambda, Q}}{P_{0, Q}}(X_i, Y_i) d\Pi(\lambda)} \\ & \leq \exp(C_0 n \epsilon_n^2) \sup_{\lambda \in \mathcal{F}_n: d_\Sigma(\lambda, \lambda^*) \geq 4D_0 \epsilon_n} P_{\lambda, Q}^{(n)} \phi_n + \exp(C_0 n \epsilon_n^2) \Pi(\lambda \notin \mathcal{F}_n) \leq 2 \exp(-n \epsilon_n^2). \end{aligned} \quad (5.6)$$

Combining the above with (5.3), (5.5), and the fact that $E_{0,Q}I(A_n^c) \rightarrow 0$ as $n \rightarrow \infty$, Theorem 3.1 can be proved.

5.5 Proof of Theorem 3.2

For the sparse case where (B2a) is satisfied, we construct the sieve by $\mathcal{F}_n = \mathcal{F}_{bn\epsilon_n^2, as, \epsilon_n}^D$ with the ϵ_n given in (DDG2-PC), where $a > 0$, $b > 0$ are sufficiently large constants. Then by Lemma 5.3 part a and Lemma 5.4 part b, we have

$$\log N(\epsilon_n, \mathcal{F}_n, d_F) \leq C_1 n \epsilon_n^2, \quad \Pi(\lambda \notin \mathcal{F}_n) \leq \Pi(-C_2 n \epsilon_n^2), \quad (5.7)$$

where C_2 is increasing with a and b . The rest of the proof is similar to the proof of Theorem 3.1 with the help of (5.7), Corollary 5.1 part b and Lemma 5.5 part b.

Next, we consider the dense case where (B2b) and (B3) are satisfied. By the second half of Lemma 5.3 part b, the approximation accuracy of BD_{M-1} degrades linearly in B . Therefore, in order to construct a sieve such that (5.7) is satisfied with the ϵ_n given in (DDG2-PC), we need to show that $E_0\Pi(A \leq KA^* | Y) \rightarrow 0$ as $n \rightarrow \infty$ with some constant $K > 0$. Then by conditioning on the event $\{A \leq KA^*\}$, we can choose $\mathcal{F}_n = BD_{M-1}$ with $B = KA^*$, which does not increase with n , and 5.7 will be satisfied. As long as 5.7 is true, the rest of the proof will be similar to the sparse case.

We only prove that $E_0\Pi(A \leq KA^* | Y) \rightarrow 0$ as $n \rightarrow \infty$ here. By (B1) and (B3), for any $\eta \in D_{M-1}$ and $A > 0$, $d_F(A\eta, A^*\eta^*) \geq \kappa_0 A - \kappa A^*$. As a result, we can choose K large enough so that $d_F(A\eta, A^*\eta^*) \geq 4$ for all $A \geq KA^*$ and all $\eta \in D_{M-1}$. Therefore, by Lemma 5.5 part b, for

any $\lambda_2 = A_2\eta_2$ with $A_2 > KA^*$ and $\eta_2 \in D_{M-1}$, there exists a test ϕ_n such that

$$\begin{aligned} P_{\lambda^*}\phi_n(Y) &\leq \exp\{-Cn\} \\ \sup_{\lambda \in \mathbb{R}^M: d_F(\lambda, \lambda_2) < \frac{1}{4}d_F(\lambda^*, \lambda_2)} P_\lambda(1 - \phi_n(Y)) &\leq \exp\{-Cn\}. \end{aligned}$$

By choosing K large enough, we can assume that $\kappa_0KA^*/8 > \kappa + \kappa A^*/4$. For any $\lambda = A\eta$ satisfying $d_F(\eta, \eta_2) \leq \kappa_0/8$ and $|A - A_2| \leq 1$, by (B1) and $A_2 > KA^*$ we have

$$\begin{aligned} d_F(\lambda, \lambda_2) &\leq d_F(A\eta, A_2\eta) + d_F(A_2\eta, A_2\eta_2) \leq \kappa + \frac{1}{8}\kappa_0A_2 \\ &\leq \frac{1}{4}(\kappa_0A_2 - \kappa A^*) \leq \frac{1}{4}d_F(\lambda^*, \lambda_2). \end{aligned}$$

Combining the above, we have that for any $\lambda_2 = A_2\eta_2$ with $A_2 > KA^*$ and $\eta_2 \in D_{M-1}$,

$$\begin{aligned} P_{\lambda^*}\phi_n(Y) &\leq \exp\{-Cn\} \\ \sup_{|A-A_2| \leq 1, d_F(\eta, \eta_2) \leq \kappa_0/8} P_\lambda(1 - \phi_n(Y)) &\leq \exp\{-Cn\}. \end{aligned}$$

Let $A_1^*, \dots, A_{J_1}^*$ be a 1-covering net of the interval $[KA^*, Cn\epsilon_n^2]$ with $J_1 \leq Cn\epsilon_n^2$ and $\eta_1^*, \dots, \eta_{J_2}^*$ be a $\kappa_0/8$ -covering net of D_{M-1} with $\log J_2 \leq Cn\epsilon_n^2$ (by Lemma 5.3 part b with $B = 1$). Let ϕ_j ($j = 1, \dots, J_1J_2$) be the corresponding tests associated with each combination of (A_s^*, η_t^*) for $s = 1, \dots, J_1$ and $t = 1, \dots, J_2$. Let $\phi_n = \max_j \phi_j$. Then for n large enough,

$$\begin{aligned} P_{\lambda^*}\phi_n(Y) &\leq \exp\{\log(n\epsilon_n^2) + Cn\epsilon_n^2 - Cn\} \leq \exp\{-Cn\} \\ \sup_{\lambda = A\eta: A \in [KA^*, Cn\epsilon_n^2], \eta \in D_{M-1}} P_\lambda(1 - \phi_n(Y)) &\leq \exp\{-Cn\}. \end{aligned} \tag{5.8}$$

Moreover, because $A \sim \text{Ga}(a_0, b_0)$, we have

$$\Pi(\lambda \notin Cn\epsilon_n^2 D_{M-1}) \leq \Pi(A > Cn\epsilon_n^2) \leq \exp\{-Cn\epsilon_n^2\}. \tag{5.9}$$

Combining (5.8) and (5.9), we can prove that $E_0\Pi(A \leq KA^*|Y) \rightarrow 0$ as $n \rightarrow \infty$ by the same arguments as in (5.6).

6. Technical Proofs

6.1 Proof of Lemma 5.1

The following lemma suggests that for any $m > 0$, each point in Λ or D_{M-1} can be approximated by an m -sparse point in the same space with error at most $\sqrt{2\kappa/m}$.

Lemma 6.1. *Fix an integer $m \geq 1$. Assume (A1) and (B1).*

- a. *For any $\lambda^* \in \Lambda$, there exists a $\bar{\lambda} \in \Lambda$, such that $\|\bar{\lambda}\|_0 \leq m$ and $d_\Sigma(\bar{\lambda}, \lambda^*) \leq \sqrt{\frac{2\kappa}{m}}$.*

b. For any $\eta^* \in D_{M-1}$, there exists an $\bar{\eta} \in D_{M-1}$, such that $\|\bar{\eta}\|_0 \leq m$ and $d_F(\bar{\eta}, \eta^*) \leq \sqrt{\frac{2\kappa}{m}}$.

Proof. (Proof of a) Consider a random variable $J \in \{1, \dots, M\}$ with probability distribution $P(J = j) = \lambda_j^*$, $j = 1, \dots, M$. Let J_1, \dots, J_m be m iid copies of J and n_j be the number of $i \in \{1, \dots, m\}$ such that $(J_i = j)$. Then $(n_1, \dots, n_M) \sim \text{MN}(m, (\lambda_1^*, \dots, \lambda_M^*))$, where MN denotes the multinomial distribution. Let $V = (n_1/m, \dots, n_M/m) \in \Lambda$. Then the expectation $E[V]$ of the vector V is λ^* . Therefore, we have

$$\begin{aligned} Ed_\Sigma^2(V, \lambda^*) &= \sum_{j,k=1}^M \Sigma_{jk} E\left(\frac{n_j}{m} - \lambda_j^*\right) \left(\frac{n_k}{m} - \lambda_k^*\right) \\ &= \frac{1}{m} \sum_{j=1}^M \Sigma_{jj} \lambda_j^* (1 - \lambda_j^*) - \frac{2}{m} \sum_{1 \leq j < k \leq M} \Sigma_{jk} \lambda_j^* \lambda_k^* \\ &\leq \frac{\kappa}{m} \sum_{j=1}^M \lambda_j^* (1 - \lambda_j^*) + \frac{2\kappa}{m} \sum_{1 \leq j < k \leq M} \lambda_j^* \lambda_k^* \leq \frac{2\kappa}{m}, \end{aligned}$$

where we have used (A1), the fact that $|\Sigma_{jk}| \leq \Sigma_{jj}^{1/2} \Sigma_{kk}^{1/2}$ and $\sum_{j=1}^M \lambda_j^* = 1$. Since the expectation of $d_\Sigma^2(V, \lambda^*)$ is less than or equal to $2\kappa/m$, there always exists a $\bar{\lambda} \in \Lambda$ such that $d_\Sigma(\bar{\lambda}, \lambda^*) \leq \sqrt{2\kappa/m}$.

(Proof of b) The proof is similar to that of a. Now we define $J \in \{1, \dots, M\}$ as a random variable with probability distribution $P(J = j) = |\eta_j^*|$, $j = 1, \dots, M$ and let $V = (\text{sgn}(\eta_1^*)n_1/m, \dots, \text{sgn}(\eta_M^*)n_M/m) \in D_{M-1}$. The rest follows the same line as part a. under assumption (B1). \square

Now, we can proceed to prove Lemma 5.1.

(Proof of a) Without loss of generality, we may assume that the index set of all nonzero components of λ^* is $S_0 = \{1, 2, \dots, s-1, M\}$. Since $\sup_j \Sigma_{jj} \leq \kappa$ and $|\Sigma_{jk}| \leq \Sigma_{jj}^{1/2} \Sigma_{kk}^{1/2} \leq \kappa$,

$$d_\Sigma(\lambda, \lambda^*) = \sum_{j,k=1}^M \Sigma_{jk} (\lambda_j - \lambda_j^*) (\lambda_k - \lambda_k^*) \leq \kappa \|\lambda - \lambda^*\|_1^2.$$

Therefore, for any $\epsilon > 0$, $\{\|\lambda - \lambda^*\|_1 \leq \kappa^{-1/2} \epsilon\} \subset \{d_\Sigma(\lambda, \lambda^*) \leq \epsilon\}$. Since $|\lambda_M - \lambda_M^*| \leq \sum_{j=1}^{M-1} |\lambda_j - \lambda_j^*|$, for $\delta_1 = \kappa^{-1/2} \epsilon / (4M - 4s)$ and $\delta_0 = \kappa^{-1/2} \epsilon / (4s)$, we have

$$\Lambda_\epsilon = \{\lambda \in \Lambda : \lambda_j \in (0, \delta_1], j \in S_0^c; |\lambda_j - \lambda_j^*| \leq \delta_0, j \in S_0 - \{M\}\} \subset \{\|\lambda - \lambda^*\|_1 \leq \kappa^{-1/2} \epsilon\}.$$

Combining the above conclusions yields

$$\begin{aligned} \Pi(d_\Sigma(\lambda, \lambda^*) \leq \epsilon) &\geq \Pi(\Lambda_\epsilon) \\ &= \int_{\Lambda_\epsilon} \frac{\Gamma(\alpha/M^{\gamma-1})}{\Gamma^M(\alpha/M^\gamma)} \prod_{j=1}^{M-1} \lambda_j^{\alpha/M^{\gamma-1}} \left(1 - \sum_{j=1}^{M-1} \lambda_j\right)^{\alpha/M^{\gamma-1}} d\lambda_1 \cdots d\lambda_{M-1}, \end{aligned}$$

where $\Gamma(\cdot)$ denotes the gamma function. By the facts that $\Gamma(x)\Gamma(1-x) = \pi/\sin(\pi x)$ for $x \in (0, 1)$ and $c \triangleq \Gamma'(1)$ is finite, we have $\{x\Gamma(x)\}^{-1} = 1 - cx + O(x^2)$ for $x \in (0, 1/2)$. Combining this with the fact that $\lambda_j \leq 1$, we have

$$\begin{aligned} \Pi(d_\Sigma(\lambda, \lambda^*) \leq \epsilon) &\geq \frac{\Gamma(\alpha/M^{\gamma-1})}{\Gamma^M(\alpha/M^\gamma)} \left\{ \prod_{j \in S_0 - \{p\}} \int_{\min\{0, \lambda_j - \delta_0\}}^{\max\{1, \lambda_j + \delta_0\}} \lambda_j^{\alpha/M^{\gamma-1}} d\lambda_j \right\} \left\{ \prod_{j \in S_0^c} \int_0^{\delta_1} \lambda_j^{\alpha/M^{\gamma-1}} d\lambda_j \right\} \\ &\gtrsim \alpha^{-1} M^{\gamma-1} \alpha^M M^{-\gamma M} \delta_0^{s-1} (\alpha^{-1} M^\gamma \delta_1^{\alpha/M^\gamma})^{M-s} \\ &\gtrsim \alpha^{s-1} M^{-\gamma(s-1)-1} \left(\frac{\epsilon}{s}\right)^{s-1} \left(\frac{\epsilon}{M-s}\right)^{\alpha M^{-(\gamma-1)}(1-s/M)} \\ &\gtrsim \exp \left\{ -C\gamma s \log M - Cs \log \frac{s}{\epsilon} \right\} \gtrsim \exp \left\{ -C\gamma s \log \frac{M}{\epsilon} \right\}, \end{aligned}$$

where we have used the assumption $\gamma \geq 1$ and the fact $s \leq M$.

(Proof of b) For any integer $m > 0$, let $\bar{\lambda}$ be the m -sparse approximation of λ^* provided in Lemma 6.1 part a. Then $d_\Sigma(\bar{\lambda}, \lambda^*) \leq Cm^{1/2}$. By the conclusion of Lemma 5.1 part a, we have

$$\Pi(d_\Sigma(\lambda, \bar{\lambda}) \leq \epsilon) \gtrsim \exp \left\{ -C\gamma m \log \frac{M}{\epsilon} \right\}.$$

Therefore, by the triangle inequality, we have

$$\Pi\left(d_\Sigma(\lambda, \lambda^*) \leq \epsilon + \frac{C}{\sqrt{m}}\right) \gtrsim \exp \left\{ -C\gamma m \log \frac{M}{\epsilon} \right\}.$$

(Proof of c) For the double Dirichlet distribution, the prior mass allocated to each orthant of \mathbb{R}^M is 2^{-M} . A direct application of part a will result a lower bound of order e^{-CM} , which is too small compare to our conclusion. Therefore, we need to adapt the proof of part a.

Let $S_0 = \{1, 2, \dots, s-1, M\}$ be the index set of all nonzero components of η^* . Similar to the proof of part a, with the same δ_1 and δ_0 we define

$$\Omega_\epsilon = \left\{ \eta \in D_{M-1} : |\eta_j| \leq \delta_1, j \in S_0^c; |\eta_j - \eta_j^*| \leq \delta_0, j \in S_0 - \{M\} \right\}.$$

Similarly, it can be shown that $\Omega_\epsilon \subset \{d_F(\eta, \eta^*) \leq \epsilon\}$. So by the fact that $|\eta_j| \leq 1$, we have

$$\begin{aligned} \Pi(d_F(\eta, \eta^*) \leq \epsilon) &\geq \frac{1}{2^M} \frac{\Gamma(\alpha/M^{\gamma-1})}{\Gamma^M(\alpha/M^\gamma)} \left\{ \prod_{j \in S_0 - \{p\}} \int_{\eta_j - \delta_0}^{\eta_j + \delta_0} |\eta_j|^{\alpha/M^{\gamma-1}} d\eta_j \right\} \left\{ \prod_{j \in S_0^c} \int_{-\delta_1}^{\delta_1} |\eta_j|^{\alpha/M^{\gamma-1}} d\eta_j \right\} \\ &\gtrsim \frac{1}{2^M} \alpha^{-1} M^{\gamma-1} \alpha^M M^{-\gamma M} (2\delta_0)^{s-1} (2\alpha^{-1} M^\gamma \delta_1^{\alpha/M^\gamma})^{M-s} \\ &\gtrsim \alpha^{s-1} M^{-\gamma(s-1)-1} \left(\frac{\epsilon}{s}\right)^{s-1} \left(\frac{\epsilon}{M-s}\right)^{\alpha M^{-(\gamma-1)}(1-s/M)} \\ &\gtrsim \exp \left\{ -C\gamma s \log \frac{M}{\epsilon} \right\}. \end{aligned}$$

As we can see, now each η_j contributes an additional factor of 2 to the prior concentration probability comparing to that of λ_j in the proof of part a. This additional factor compensates for the 2^{-M} factor in the normalizing constant of the double Dirichlet distribution.

(Proof of d) The proof is similar to that of part b by instead combining the proof of part c and Lemma 6.1 part b. Therefore, we omit the proof here.

6.2 Proof of Corollary 5.2

By the triangle inequality and assumption (B1), we have

$$d_F(\lambda, \lambda^*) \leq d_F(A\eta, A^*\eta) + d_F(A^*\eta, A^*\eta^*) \leq \kappa|A - A^*| + A^*d_F(\eta, \eta^*).$$

As a result, $\{|A - A^*| \leq \kappa^{-1}\epsilon; d_F(\eta, \eta^*) \leq (A^*)^{-1}\epsilon\} \subset \{d_F(\lambda, \lambda^*) \leq 2\epsilon\}$ and

$$\Pi(d_F(\lambda, \lambda^*) \leq \epsilon) \geq \Pi(|A - A^*| \leq C\epsilon) \cdot \Pi(d_F(\eta, \eta^*) \leq C\epsilon).$$

Since $\log \Pi(|A - A^*| \leq C\epsilon) \asymp \log \epsilon$, the conclusions can be proved by applying part c and part d in Lemma 5.1.

6.3 Proof of Lemma 5.3

(Proof of a) For any $\lambda \in \mathcal{F}_{s,\epsilon}^\Lambda$, let $S(\lambda)$ be the index set of the s largest λ_j 's. For any $\lambda' \in \Lambda$ satisfies $\lambda'_j = 0$, for $j \in S^c(\lambda)$ and $|\lambda'_j - \lambda_j| \leq \epsilon/s$, for $j \in S(\lambda)$, then $d_\Sigma(\lambda, \lambda') \leq \kappa\|\lambda' - \lambda\|_1 \leq 2\kappa\epsilon$. Therefore, for a fixed index set $S \subset \{1, \dots, M\}$ with size s , the set of all grid points in $[0, 1]^s$ with mesh size ϵ/s forms an $2\kappa\epsilon$ -covering set for all λ such that $S(\lambda) = S$. Since there are at most $\binom{M}{s}$ such an S , the minimal $2\kappa\epsilon$ -covering set for $\mathcal{F}_{s,\epsilon}^\Lambda$ has at most $\binom{M}{s} \times \left(\frac{s}{\epsilon}\right)^s$ elements, which implies that

$$\log N(2\kappa\epsilon, \mathcal{F}_{s,\epsilon}^\Lambda, \|\cdot\|_1) \leq \log \binom{M}{s} + s \log \frac{s}{\epsilon} \lesssim s \log \frac{M}{\epsilon}.$$

This proves the first conclusion.

For any $\eta \in \mathcal{F}_{B,s,\epsilon}^\eta$, let $S(\eta)$ be the index set of the s largest $|\eta_j|$'s. Similarly, for any $\lambda = A\eta \in \mathcal{F}_{B,s,\epsilon}^\eta$, if $\eta' \in D_{M-1}$ satisfies $\eta'_j = 0$, for $j \in S^c(\eta)$ and $|\eta'_j - \eta_j| \leq \epsilon/(Bs)$, for $j \in S(\eta)$, and $A' \leq B$ satisfies $|A' - A| \leq \epsilon$, then $d_F(A'\eta', A\eta) \leq \kappa\|A'\eta' - A\eta\|_1 \leq \kappa|A - A'| + B\kappa\|\eta' - \eta\|_1 \leq 3\kappa\epsilon$. Similar to the arguments for $\mathcal{F}_{s,\epsilon}^\Lambda$, we have

$$\log N(3\kappa\epsilon, \mathcal{F}_{B,s,\epsilon}^\eta, \|\cdot\|_1) \leq \log \binom{M}{s} + s \log \frac{Bs}{\epsilon} + \log \frac{B}{\epsilon} \lesssim s \log \frac{M}{\epsilon} + s \log B.$$

(Proof of b) By Lemma 6.1, any $\lambda \in \Lambda$ and $\eta \in BD_{M-1}$ can be approximated by an m -sparse vector in the same space with error $Cm^{-1/2}$ and $CBm^{-1/2}$ respectively. Moreover, by the proof of

Lemma 6.1, all components of such m -sparse vectors are multiples of $1/m$. Therefore, a minimal C/\sqrt{m} -covering set of Λ has at most $\binom{M+m-1}{m-1}$ elements, which is the total number of nonnegative integer solutions (n_1, \dots, n_M) of the equation: $n_1 + \dots + n_M = m$. Therefore,

$$\begin{aligned}\log N(C/\sqrt{m}, \Lambda, d_\Sigma) &\leq \log \binom{M+m-1}{m-1} \lesssim m \log M, \\ \log N(CB/\sqrt{m}, \Lambda, d_\Sigma) &\leq \log \binom{M+m-1}{m-1} + \log \frac{B}{B/\sqrt{m}} \lesssim m \log M.\end{aligned}$$

6.4 Proof of Lemma 5.4

(Proof of a) Consider a random probability P drawn from the Dirichlet process (DP) $DP((\alpha/M^{\gamma-1})U)$ with concentration parameter $\alpha/M^{\gamma-1}$ and the uniform distribution U on the unit interval $[0, 1]$. Then by the relationship between the DP and the Dirichlet distribution, we have

$$(\lambda_1, \dots, \lambda_M) \sim (P(A_1), \dots, P(A_M)),$$

with $A_k = [(k-1)/M, k/M)$ for $k = 1, \dots, M$. The stick-breaking representation for DP (Sethuraman, 1994) gives $Q = \sum_{k=1}^{\infty} w_k \delta_{\xi_k}$, a.s. where $\xi_k \stackrel{iid}{\sim} U$ and

$$w_k = w'_k \prod_{i=1}^{k-1} (1 - w'_i), \text{ with } w'_k \stackrel{iid}{\sim} \text{Beta}(1, \alpha/M^{\gamma-1}).$$

For each k , let $i(k)$ be the unique index such that $\xi_k \in A_{i(k)}$. Let $\lambda_{(1)} \geq \dots \geq \lambda_{(M)}$ be an ordering of $\lambda_1, \dots, \lambda_M$, then

$$\sum_{j=1}^s \lambda_{(j)} \geq Q\left(\bigcup_{j=1}^s A_{i(j)}\right) = \sum_{k: \xi_k \in \bigcup_{j=1}^s A_{i(j)}} w_k \geq \sum_{k=1}^s w_k.$$

Combining the above with the definition of w_k provides

$$\sum_{j=s+1}^M \lambda_{(j)} \leq 1 - \sum_{k=1}^s w'_k \prod_{i=1}^{k-1} (1 - w'_i) = \prod_{k=1}^s (1 - w'_k) \triangleq \prod_{k=1}^s v_k,$$

where $v_k = 1 - w'_k \stackrel{iid}{\sim} \text{Beta}(\alpha/M^{\gamma-1}, 1)$. Since $v_k \in (0, 1)$, we have $(\mathcal{F}_{s,\epsilon}^\Lambda)^c = \left\{ \sum_{j=s+1}^M \lambda_{(j)} \geq \epsilon \right\} \subset \left\{ \prod_{k=1}^s v_k \geq \epsilon \right\}$. Because

$$Ev_k^s = \int_0^1 \frac{\alpha}{M^{\gamma-1}} t^{\alpha/M^{\gamma-1} + s - 1} dt = \frac{\alpha}{\alpha + M^{\gamma-1}s} \leq \alpha M^{-(\gamma-1)} s^{-1},$$

an application of Markov's inequality yields

$$\Pi \left\{ \prod_{k=1}^s v_k \geq \epsilon \right\} \leq \epsilon^{-s} \prod_{k=1}^s Ev_k^s \lesssim M^{-s(\gamma-1)} s^{-s} \epsilon^{-s}.$$

As a result,

$$\Pi(\lambda \notin \mathcal{F}_{s,\epsilon}^\lambda) \leq \Pi\left\{\prod_{k=1}^s v_k \geq \epsilon\right\} \leq \exp\left(-Cs(\gamma-1)\log\frac{M}{\epsilon}\right).$$

(Proof of b) The proof is similar to that of a since $(|\eta_1|, \dots, |\eta_M|) \sim (\lambda_1, \dots, \lambda_M)$ and $\Pi(A > B) \leq e^{-CB}$ for $A \sim \text{Ga}(a_0, b_0)$.

6.5 Proof of Lemma 5.5

(Proof of a) Under (A3), the conclusion can be proved by applying Lemma 2.1 and Lemma 4.1 in Kleijn and van der Vaart (2006) by noticing the fact that $\|\sum_{j=1}^M \lambda_j f_j - f^*\|_Q = d_\Sigma(\lambda, \lambda^*)$.

(Proof of b) Let $\psi(\lambda, Y) = \frac{1}{2\sigma^2}\|Y - F\lambda\|_2^2$. We construct the test function as $\phi_n(Y) = I(\psi(\lambda^*, Y) - \psi(\lambda_2, Y) \geq 0)$. By the choice of λ^* , under P_0 we can decompose the response Y as $Y = F\lambda^* + \zeta + \epsilon$, where $\epsilon \sim N(0, \sigma^2 I_n)$ and $\zeta = F_0 - F\lambda^* \in \mathbb{R}^d$ satisfying $F^T \zeta = 0$. By Markov's inequality, for any $t < 0$, we have

$$\begin{aligned} P_{\lambda^*} \phi_n(Y) &= P_{\lambda^*}(e^{t\{\psi(\lambda^*, Y) - \psi(\lambda_2, Y)\}} \geq 1) \\ &\leq E_{\lambda^*} \exp\left\{\frac{t}{2\sigma^2}(\|\zeta + \epsilon\|_2^2 - \|F(\lambda^* - \lambda_2) + \zeta + \epsilon\|_2^2)\right\} \\ &= E_{\lambda^*} \exp\left\{\frac{t}{\sigma^2}(\lambda_2 - \lambda^*)^T F^T \epsilon\right\} \exp\left\{-\frac{t}{2\sigma^2} n d_F^2(\lambda_2, \lambda^*)\right\} \\ &= \exp\left\{-t(2\sigma^2)^{-1} n d_F^2(\lambda_2, \lambda^*) + t^2 \sigma^{-2} n d_F^2(\lambda_2, \lambda^*)\right\}, \\ &= \exp\left\{-(16\sigma^2)^{-1} n d_F^2(\lambda_2, \lambda^*)\right\}, \end{aligned} \tag{6.1}$$

with $t = \frac{1}{4} > 0$, where we have used the fact that $\epsilon \sim N(0, \sigma^2 I_n)$ under P_{λ^*} and $F^T \zeta = 0$. Similarly, for any $\lambda \in \mathbb{R}^M$, under P_λ we have $Y = F\lambda + \epsilon$ with $\epsilon \sim N(0, \sigma^2 I_n)$. Therefore, for any $t > 0$ we have

$$\begin{aligned} P_\lambda(1 - \phi_n(Y)) &= P_\lambda(e^{t\{\psi(\lambda_2, Y) - \psi(\lambda^*, Y)\}} \geq 1) \\ &\leq E_\lambda \exp\left\{\frac{t}{2\sigma^2}(\|\epsilon - F(\lambda_2 - \lambda)\|_2^2 - \|\epsilon - F(\lambda^* - \lambda)\|_2^2)\right\} \\ &= E_\lambda \exp\left\{-\frac{t}{\sigma^2}(\lambda_2 - \lambda^*)^T F^T \epsilon\right\} \exp\left\{-\frac{t}{2\sigma^2} n(d_F^2(\lambda, \lambda^*) - d_F^2(\lambda, \lambda_2))\right\} \\ &= \exp\left\{-t(2\sigma^2)^{-1} n(d_F^2(\lambda, \lambda^*) - d_F^2(\lambda, \lambda_2)) + t^2 \sigma^{-2} n d_F^2(\lambda_2, \lambda^*)\right\}, \\ &= \exp\left\{-(16\sigma^2)^{-1} n \frac{(d_F^2(\lambda, \lambda^*) - d_F^2(\lambda, \lambda_2))^2}{d_F^2(\lambda_2, \lambda^*)}\right\}, \end{aligned} \tag{6.2}$$

with $t = \frac{1}{4}(d_F^2(\lambda, \lambda^*) - d_F^2(\lambda, \lambda_2))/d_F^2(\lambda_2, \lambda^*) > 0$ if $d_F(\lambda, \lambda^*) > d_F(\lambda, \lambda_2)$.

Combining (6.1) and (6.2) yields

$$\begin{aligned}
P_{\lambda^*} \phi_n(Y) &\leq \exp \left\{ - (16\sigma^2)^{-1} n d_F^2(\lambda_2, \lambda^*) \right\} \\
\sup_{\lambda \in \mathbb{R}^M: d_F(\lambda, \lambda_2) < \frac{1}{4} d_F(\lambda^*, \lambda_2)} P_\lambda(1 - \phi_n(Y)) &\leq \exp \left\{ - (64\sigma^2)^{-1} n d_F^2(\lambda_2, \lambda^*) \right\}.
\end{aligned}$$

Acknowledgments

This research was supported by grant R01ES020619 from the National Institute of Environmental Health Sciences (NIEHS) of the National Institutes of Health (NIH).

APPENDIX

In the appendix, we provide details of the MCMC implementation for CA and LA. The key idea is to augment the weight vector $\lambda = (\lambda_1, \dots, \lambda_M) \sim \text{Diri}(\rho, \dots, \rho)$ by $\lambda_j = T_j / (T_1 + \dots + T_M)$ with $T_j \stackrel{iid}{\sim} Ga(\rho, 1)$ for $j = 1, \dots, M$ and conduct Metropolis Hastings updating for $\log T_j$'s. Recall that $F = (F_j(X_i))$ is the $n \times M$ prediction matrix.

A.1 Convex aggregation

By augmenting the Dirichlet distribution in the prior for CA, we have the following Bayesian convex aggregation model:

$$\begin{aligned}
Y_i &= \sum_{j=1}^M \lambda_j F_{ij} + \epsilon_i, \quad \epsilon_i \sim N(0, 1/\phi), \\
\lambda_j &= \frac{T_j}{T_1 + \dots + T_M}, \quad T_j \sim Ga(\rho, 1), \quad \phi \sim Ga(a_0, b_0).
\end{aligned}$$

We apply a block MCMC algorithm that iteratively sweeps through the following steps, where superscripts ‘‘O’’, ‘‘P’’ and ‘‘N’’ stand for ‘‘old’’, ‘‘proposal’’ and ‘‘new’’ respectively:

1. Gibbs updating for ϕ : Updating ϕ by sampling from $[\phi| -] \sim Ga(a_n, b_n)$ with

$$a_n = a_0 + \frac{n}{2}, \quad b_n = b_0 + \frac{1}{2} \sum_{i=1}^n \left(Y_i - \sum_{j=1}^M \lambda_j F_{ij} \right)^2.$$

2. MH updating for $T(\lambda)$: For $j = 1$ to M , propose $T_j^P = T_j^O e^{\beta U_j}$, where $U_j \sim U(-0.5, 0.5)$.

Calculate $\lambda_j^P = T_j^P / (\sum_{j=1}^M T_j^P)$ and the log acceptance ratio

$$\begin{aligned} \log R &= \frac{\phi}{2} \sum_{i=1}^n \left(Y_i - \sum_{j=1}^M \lambda_j^P F_{ij} \right)^2 - \frac{\phi}{2} \sum_{i=1}^n \left(Y_i - \sum_{j=1}^M \lambda_j^O F_{ij} \right)^2 \quad (\text{log-likelihood}) \\ &+ \sum_{j=1}^M ((\rho - 1) \log T_j^P - T_j^P) - \sum_{j=1}^M ((\rho - 1) \log T_j^O - T_j^O) \quad (\text{log-prior}) \\ &+ \sum_{j=1}^M \log T_j^P - \sum_{j=1}^M \log T_j^O \quad (\text{log-transition probability}). \end{aligned}$$

With probability $\min\{1, R\}$, set $T_j^N = T_j^P$, $j = 1, \dots, M$ and with probability $1 - \min\{1, R\}$, set $T_j^N = T_j^O$, $j = 1, \dots, M$. Set $\lambda_j^N = T_j^N / (\sum_{j=1}^M T_j^N)$, $j = 1, \dots, M$.

In the above algorithm, β serves as a tuning parameter to make the acceptance rate of T around 40%.

A.2 Linear aggregation

By augmenting the double Dirichlet distribution in the prior for LA, we have the following Bayesian linear aggregation model:

$$\begin{aligned} Y_i &= \sum_{j=1}^M \theta_j F_{ij} + \epsilon_i, \quad \epsilon_i \sim N(0, 1/\phi), \quad \theta_j = Az_j \lambda_j, \quad \lambda_j = \frac{T_j}{T_1 + \dots + T_M}, \\ A &\sim Ga(c_0, d_0), \quad z_j \sim \text{Bernoulli}(0.5), \quad T_j \sim Ga(\rho, 1), \quad \phi \sim Ga(a_0, b_0). \end{aligned}$$

The MCMC updating of T (or equivalently λ) and ϕ is the similar as those in the convex aggregation. In each iteration of the block MCMC algorithm, we add two additional steps for updating z and A :

3. MH updating for A : Propose $A^P = A^O e^{\beta U}$, where $U_j \sim U(-0.5, 0.5)$. Calculate $\lambda_j^P = \lambda_j^O e^{\beta U}$ and the log acceptance ratio

$$\begin{aligned} \log R &= \frac{\phi}{2} \sum_{i=1}^n \left(Y_i - \sum_{j=1}^M \lambda_j^P F_{ij} \right)^2 - \frac{\phi}{2} \sum_{i=1}^n \left(Y_i - \sum_{j=1}^M \lambda_j^O F_{ij} \right)^2 \quad (\text{log-likelihood}) \\ &+ ((c_1 - 1) \log A^P - d_1 A^P) - ((c_1 - 1) \log A^O - d_1 A^O) \quad (\text{log-prior}) \\ &+ \log A^P - \log A^O \quad (\text{log-transition probability}). \end{aligned}$$

With probability $\min\{1, R\}$, set $A^N = A^P$ and with probability $1 - \min\{1, R\}$, set $A^N = A^O$. Set $\lambda_j^N = \lambda_j^O A^N / A^O$, $j = 1, \dots, M$.

4. MH updating for z : For $j = 1$ to M , propose $z_j^P = z_j^O V_j$, where $P(V_j = \pm 1) = 0.5$. Calculate $\lambda_j^P = \lambda_j^O V_j$ and the log acceptance ratio

$$\log R = \frac{\phi}{2} \sum_{i=1}^n \left(Y_i - \sum_{j=1}^M \lambda_j^P F_{ij} \right)^2 - \frac{\phi}{2} \sum_{i=1}^n \left(Y_i - \sum_{j=1}^M \lambda_j^O F_{ij} \right)^2 \quad (\text{log-likelihood}).$$

With probability $\min\{1, R\}$, set $z_j^N = z_j^P$, $j = 1, \dots, M$ and with probability $1 - \min\{1, R\}$, set $z_j^N = z_j^O$, $j = 1, \dots, M$. Set $\lambda_j^N = \lambda_j^O z_j^P / z_j^O$, $j = 1, \dots, M$.

References

- Bhattacharya, A., D. Pati, N. S. Pillai, and D. B. Dunson (2013). Bayesian shrinkage. *arXiv:1212.6088*.
- Birgé, L. (2004). Model selection for Gaussian regression with random design. *Bernoulli* 10, 1039–1151.
- Blei, D. M., A. Y. Ng, and M. I. Jordan (2003). Latent Dirichlet allocation. *Journal of Machine Learning Research* 3, 993–1022.
- Bühlmann, P. (2006). Boosting for high-dimensional linear models. *Ann. Statist.* 34, 559–583.
- Bunea, F. and A. Nobel (2008). Sequential procedures for aggregating arbitrary estimators of a conditional mean. *IEEE Transactions on Information Theory* 54, 1725–1735.
- Bunea, F. and Tsybakov (2007). Aggregation for Gaussian regression. *Ann. Statist.* 35, 1674–1697.
- Carvalho, C. M., N. G. Polson, and J. G. Scott (2010). The horseshoe estimator for sparse signals. *Biometrika* 97, 465–480.
- Castillo, I. and A. W. van der Vaart (2012). Needles and straw in a haystack: Posterior concentration for possibly sparse sequences. *Ann. Statist.* 40, 2069–2101.
- de Jonge, R. and H. van Zanten (2013). Semiparametric bernsteincvon mises for the error standard deviation. *Electronic Journal of Statistics* 7, 217–243.
- George, E. I. and R. E. McCulloch (1997). Approaches for Bayesain variable selection. *Statistica Sinica* 7, 339–373.
- Ghosal, S., J. K. Ghosh, and A. W. Van Der Vaart (2000). Convergence rates of posterior distributions. *Ann. Statist.* 28, 500–531.

- Ghosal, S. and A. W. van der Vaart (2007). Convergence rates of posterior distributions for noniid observations. *Ann. Statist.* 35, 192–223.
- Guedj, B. and P. Alquier (2013). PAC-Bayesian estimation and prediction in sparse additive models. *Electronic Journal of Statistics* 7, 264–291.
- Hoerl, A. and R. Kennard (1970). Ridge regression: Biased estimation for nonorthogonal problems. *Technometrics* 12, 69–82.
- Hoeting, J. A., D. Madigan, A. E. Raftery, and C. T. Volinsky (1999). Bayesian model averaging: A tutorial. *Statistical Science* 14, 382–417.
- Ishwaran, H. and J. S. Rao (2005). Spike and slab variable selection: Frequentist and Bayesian strategies. *Ann. Statist.* 33, 730–773.
- Juditsky, A. and A. Nemirovski (2000). Functional aggregation for nonparametric regression. *Ann. Statist.* 28, 681–712.
- Kleijn, B. J. K. and A. W. van der Vaart (2006). Misspecification in infinite-dimensional Bayesian statistics. *Ann. Statist.* 34, 837–877.
- Nemirovski, A. (2000). *Topics in non-parametric statistics*. Lectures on Probability Theory and Statistics (Saint-Flour, 1998). Lecture Notes in Math. 1738. Springer, Berlin.
- Polson, N. G. and J. G. Scott (2010). *Shrink globally, act locally: Sparse Bayesian regularization and prediction*. Bayesian Statistics 9 (J.M. Bernardo, M.J. Bayarri, J.O. Berger, A.P. Dawid, D. Heckerman, A.F.M. Smith and M. West, eds.). Oxford University Press, New York.
- Raskutti, G., M. Wainwright, and B. Yu (2011). Minimax rates of estimation for high-dimensional linear regression over l_q -balls. *IEEE transactions on information theory* 57, 6976–6994.
- Rousseau, J. and K. Mengersen (2011). Asymptotic behaviour of the posterior distribution in overfitted mixture models. *J. R. Statist. Soc. B* 73, 689–710.
- Sethuraman, J. (1994). A constructive definition of Dirichlet priors. *Statistica Sinica* 4, 639–650.
- Tibshirani, R. (1996). Regression shrinkage and selection via the lasso. *Journal of the Royal Statistical Association* 58, 267–288.
- Tsybakov, A. (2003). Optimal rates of aggregation. *Learning Theory and Kernel Machines, Lecture Notes in Computer Science, 2777*, 303–313.
- van der Laan, M. J., E. C. Polley, and A. E. Hubbard (2007). Super learner. *Genetics and Molecular Biology* 6.

- Wegkamp, M. (2003). Model selection in nonparametric regression. *Ann. Statist.* 31, 252–273.
- Yang, Y. (2000). Combining different procedures for adaptive regression. *J. Multivariate Anal.* 74, 135–161.
- Yang, Y. (2001). Adaptive regression by mixing. *J. Amer. Statist. Assoc.* 96, 574–588.
- Yang, Y. (2004). Aggregating regression procedures to improve performance. *Bernoulli* 10, 25–47.