

First experimental constraints on the disformally coupled Galileon model

J. Neveu¹, V. Ruhlmann-Kleider¹, P. Astier², M. Besançon¹, A. Conley³, J. Guy², A. Möller¹,
N. Palanque-Delabrouille¹, E. Babichev⁴

¹ CEA, Centre de Saclay, Irfu/SPP, 91191 Gif-sur-Yvette, France

² LPNHE, Université Pierre et Marie Curie, Université Paris Diderot, CNRS-IN2P3, 4 place Jussieu, 75252 Paris Cedex 05, France

³ Center for Astrophysics and Space Astronomy, University of Colorado, Boulder, CO 80309-0389, USA

⁴ Laboratoire de Physique Théorique d'Orsay, Bâtiment 210, Université Paris-Sud 11, F-91405 Orsay Cedex, France

March 25, 2022

ABSTRACT

Aims. The Galileon model is a modified gravity model that can explain the late-time accelerated expansion of the Universe. In a previous work, we derived experimental constraints on the Galileon model with no explicit coupling to matter and showed that this model agrees with the most recent cosmological data. In the context of braneworld constructions or massive gravity, the Galileon model exhibits a disformal coupling to matter, which we study in this paper.

Methods. After comparing our constraints on the uncoupled model with recent studies, we extend the analysis framework to the disformally coupled Galileon model and derive the first experimental constraints on that coupling, using precise measurements of cosmological distances and the growth rate of cosmic structures.

Results. In the uncoupled case, with updated data, we still observe a low tension between the constraints set by growth data and those from distances. In the disformally coupled Galileon model, we obtain better agreement with data and favour a non-zero disformal coupling to matter at the 2.5σ level. This gives an interesting hint of the possible braneworld origin of Galileon theory.

Key words. Supernovae: general - Cosmology: observations - Cosmology: dark energy

1. Introduction

Dark energy remains one of the deepest mysteries of cosmology today. Even though it has been fifteen years since the discovery of dark energy (Riess et al., 1998; Perlmutter et al., 1999), its fundamental nature remains unknown. Adding a cosmological constant (Λ) to Einstein's general relativity is the simplest way to account for this observation, and leads to remarkable agreement with all cosmological data so far (see e.g. Planck Collaboration XVI (2013)). However, the cosmological constant requires considerable fine-tuning to explain current observations and motivates the quest for alternative explanations of the nature of dark energy.

Modified gravity models aim to provide such an explanation. The Galileon theory, first proposed by Nicolis et al. (2009) involves a scalar field, hereafter called π , whose equation of motion must be of second order and invariant under a Galilean shift symmetry $\partial_\mu \pi \rightarrow \partial_\mu \pi + b_\mu$, where b_μ is a constant vector. This symmetry was first identified as an interesting property in the DGP model (Dvali et al., 2000). Nicolis et al. (2009) derived the five possible Lagrangian terms for the field π , which were then formulated in a covariant formalism by Deffayet et al. (2009) and Deffayet et al. (2009b).

This model forms a subclass of general tensor-scalar theories involving only up to second-order derivatives originally found by Horndeski (Horndeski, 1974). Later,

Galileon theory was also found to be the non-relativistic limit of numerous broader theories, such as massive gravity (de Rham & Gabadadze, 2010) or brane constructions (de Rham & Tolley, 2010; Hinterbichler et al., 2010; Acoleyen & Doorselaere, 2011). Braneworld approaches give a deeper theoretical basis to Galileon theories. The usual and simple construction involves a 3+1 dimensional brane, our Universe, embedded in a higher dimensional bulk. The Galileon field π can be interpreted as the brane transverse position in the bulk, and the Galilean symmetry appears naturally as a remnant of the broken space-time symmetries of the bulk (Hinterbichler et al., 2010). The Galilean symmetry is then no longer imposed as a principle of construction, but is a consequence of space-time geometry.

Models that modify general relativity have to alter gravity only at cosmological scales in order to agree with the solar system tests of gravity (see e.g. Will (2006)). The Galileon field can be coupled to matter either explicitly or through a coupling induced by its temporal variation (Babichev & Esposito-Farese, 2013). This leads to a so-called fifth force that by definition modifies gravity around massive objects like the Sun. But the non-linear Lagrangians of the Galileon theory ensure that this fifth force is screened near massive objects in case of an explicit coupling of the form $c_0 \pi T_\mu^\mu / M_P$ (where T_μ^μ is the trace of the matter energy-momentum tensor, c_0 a dimen-

sionless parameter, and M_P the Planck mass) or in the case of an induced coupling. This is called the Vainshtein effect (Vainshtein (1972) and Babichev & Deffayet (2013) for a modern introduction). The fifth force is thus negligible with respect to general relativity within a certain radius from a massive object, that depends on the object mass and Galileon parameters (Vainshtein, 1972; Nicolis et al., 2009; Brax et al., 2011).

Brane-world constructions and massive gravity models give rise to an explicit disformal coupling to matter of the form $\sim \partial_\mu \pi \partial_\nu \pi T^{\mu\nu}$. As shown, for example, in Brax et al. (2012), this coupling does not induce a fifth force on massive objects since it does not apply to non-relativistic objects when the scalar field is static. In a cosmological context, the scalar field π evolves with time but the fifth force introduced by the disformal coupling to matter can be masked thanks to a new screening mechanism (Koivisto, 2012; Zumalacarregui, 2013). However, the disformal coupling still plays a role in the field cosmological evolution, which makes this kind of Galileon model interesting to compare with cosmological data. The action of the model is

$$S = \int d^4x \sqrt{-g} \left(\frac{M_P^2 R}{2} - \frac{1}{2} \sum_{i=1}^5 c_i L_i - L_m - L_G \right), \quad (1)$$

with L_m the matter Lagrangian, R the Ricci scalar, and g the determinant of the metric. The c_i s are the Galileon model dimensionless parameters weighting different covariant Galileon Lagrangians L_i (Deffayet et al., 2009):

$$\begin{aligned} L_1 &= M^3 \pi, \quad L_2 = \pi_{;\mu} \pi^{;\mu}, \quad L_3 = (\pi_{;\mu} \pi^{;\mu})(\Box \pi) / M^3, \\ L_4 &= (\pi_{;\mu} \pi^{;\mu}) [2(\Box \pi)^2 - 2\pi_{;\mu\nu} \pi^{;\mu\nu} - R(\pi_{;\mu} \pi^{;\mu}) / 2] / M^6, \\ L_5 &= (\pi_{;\mu} \pi^{;\mu}) [(\Box \pi)^3 - 3(\Box \pi) \pi_{;\mu\nu} \pi^{;\mu\nu} + 2\pi_{;\mu}{}^{;\nu} \pi_{;\nu}{}^{;\rho} \pi_{;\rho}{}^{;\mu} \\ &\quad - 6\pi_{;\mu} \pi^{;\mu\nu} \pi^{;\rho} G_{\nu\rho}] / M^9, \end{aligned} \quad (2)$$

where M is a mass parameter defined as $M^3 = H_0^2 M_P$ with H_0 the Hubble parameter current value. L_G is the disformal coupling to matter:

$$L_G = \frac{c_G}{M_P M^3} \partial_\mu \pi \partial_\nu \pi T^{\mu\nu}, \quad (3)$$

where c_G is dimensionless. Interestingly, Babichev et al. (2011) showed that $c_0 \lesssim 10^{-2}$ by comparing local time variation measurements of the Newton constant G_N in the Lunar Laser Ranging experiments, to predictions derived in the Galileon theory with the Vainshtein mechanism accounted for and boundary conditions set by the cosmological evolution. In the more general context of scalar field theories, the disformal coupling has been recently constrained in particle physics using Large Hadron Collider data (Brax & Burrage, 2014; CMS Collaboration, 2014). Thus the disformal coupling should be the first explicit Galileon coupling to look at considering the actual existing constraints.

The uncoupled Galileon model ($c_G = 0$) has already been constrained by observational cosmological data in Appleby & Linder (2012), Okada et al. (2013), Nesseris et al. (2010), and more recently in Neveu et al. (2013) (hereafter N13) and Barreira et al. (2013a) (hereafter B13a). In N13, we introduced a new parametrisation of the model and developed a likelihood analysis method to constrain the Galileon parameters independently of initial conditions on the π field. The unknown initial condition for the

Galileon field was absorbed into the original c_i parameters to form new parameters \bar{c}_i defined by $\bar{c}_i = c_i x_0^i$, where x_0 encodes the initial condition for the Galileon field. The same methodology was adopted here, and we refer the interested reader to N13 for more details.

Same datasets were used for baryonic acoustic oscillations (BAO) (Beutler et al., 2011; Padmanabhan et al., 2012; Sánchez et al., 2012), and for growth of structure joint measurements¹ of $f\sigma_8(z)$ and the Alcock-Paczynski parameter $F(z)$, mainly from Percival et al. (2004); Blake et al. (2011); Beutler et al. (2012); Samushia et al. (2012a); Reid et al. (2012). For the cosmic microwave background (CMB), we updated our analysis to use the WMAP9 distance priors (Hinshaw et al., 2012) instead of the WMAP7 ones (Komatsu et al., 2011). Concerning type Ia supernovae (SNe Ia), we also updated our sample from the high-quality data of the SuperNova Legacy Survey (SNLS) collaboration (Guy et al., 2010; Conley et al., 2011; Sullivan et al., 2011) to the recent sample published jointly by the SNLS and Sloan Digital Sky Survey (SDSS) collaborations (Betoule et al., 2014), which we will refer to as the Joint Light-curve Analysis (JLA) sample in the following.

Interesting constraints on the uncoupled Galileon model using the full CMB power spectrum were published in B13a, with a different methodology. In the following, we show that the results from both studies agree. However, in our study we used growth data, despite our using a linearised version of the theory, while B13a preferred not to use those data until the Galileon non-linearities responsible for the Vainshtein effect are precisely studied. We include a discussion on that important point in this paper.

Section 2 describes our updated datasets. Section 3 provides an update of the constraints on the uncoupled Galileon model, using WMAP9 and JLA data, and a comparison with B13a results. Section 4 gives constraints on the disformally coupled Galileon model derived from the same dataset. Section 5 discusses these results and their implications, as well as the state of the art of growth rate of structure modelling in Galileon theory. We conclude in Section 6.

2. Updated datasets

2.1. Updated CMB data

The new CMB distance priors and their covariance matrix from WMAP9 (Hinshaw et al. (2012)) were used as CMB constraints (see Table 1). No major improvements are expected as the distance priors uncertainties are not significantly decreased in the WMAP9 release. Planck results would be very competitive but the Planck collaboration did not publish similar distance priors independent of the Λ CDM model².

In N13 as well as in this work, we followed the prescriptions of Komatsu et al. (2009) for the use of WMAP distance priors to derive cosmological constraints. In particular, they recommend a minimisation procedure of the h value when comparing predictions to observables. Because

¹ In order to ensure that the measurements do not depend of a fiducial cosmology.

² Note however that recently an independent group proposed a derivation of the distance priors from the Planck+WP+lensing power spectrum (Wang, 2013).

Table 1. WMAP distance priors.

	WMAP7	WMAP9
R	1.725 ± 0.018	1.725 ± 0.018
l_a	302.09 ± 0.76	302.40 ± 0.69
z_*	1091.3 ± 0.91	1090.88 ± 1.00

Notes. The uncertainties are computed using all terms of the inverse covariance matrices published in Komatsu et al. (2011) and Hinshaw et al. (2012).

of the rich Galileon phase space to explore, we added in N13 a Gaussian prior on H_0 to help the program converge, centred on the Riess et al. (2011) measurement. Since then, the Planck collaboration published their results and showed a disagreement between their Λ CDM fit and the Riess et al. (2011) measurement for H_0 . In order to measure the impact of that measurement on our results, we repeated the study without the H_0 prior. Results on e.g. Ω_m^0 and \bar{c}_2 are presented in Table 2. When removing the H_0 prior, best-fit values and the minimised h value do not change drastically. The χ^2 at the marginalised values decreased from 2.1 to 0.7, indicating that there is a small tension between the WMAP9 distance priors and H_0 measurement. The check was also performed in the disformally coupled Galileon and Λ CDM models, and led to similar results. As a consequence, we decided to remove the H_0 prior in the following.

Table 2. Impact of the H_0 Gaussian prior on constraints on two of the uncoupled Galileon model parameters using BAO+WMAP9 data.

H_0 (km/s/Mpc)	Ω_m^0	\bar{c}_2	h	χ^2
73.8 ± 2.4	$0.270^{+0.014}_{-0.009}$	$-5.614^{+1.970}_{-2.650}$	0.714	2.1
No prior	$0.274^{+0.015}_{-0.009}$	$-5.467^{+1.962}_{-2.659}$	0.704	0.7

2.2. Updated SN Ia sample

In N13, the SNLS3 sample from Conley et al. (2011) was used. The JLA sample recently released by the SNLS and SDSS collaborations benefit from reduced calibration systematic uncertainties and combine the full SDSS-II spectroscopically-confirmed SN Ia sample with the SNLS3 sample. While the SNLS3 sample contain 472 supernovae whose parameters were determined using a combination of the SALT2 and SiFTO light-curve fitters, 740 supernovae are present in the final JLA sample, measured using SALT2 only. The impact of the new calibration and change in the light-curve fitter shifted the best fit Ω_m^0 value for a flat Λ CDM model from 0.228 ± 0.038 to 0.295 ± 0.034 (1.8σ drift, see Betoule et al. (2013) and section 6.4 of Betoule et al. (2014) for more details). This new

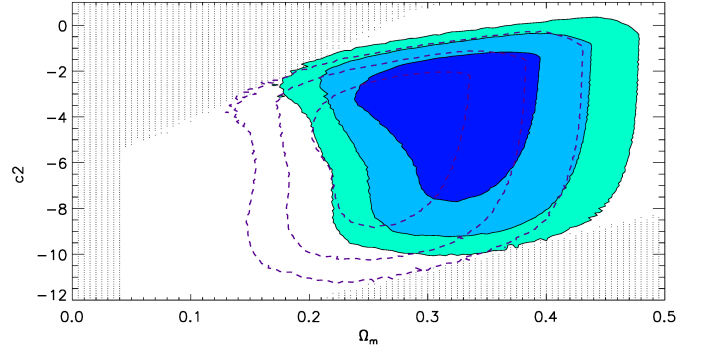


Fig. 1. Experimental constraints on Ω_m^0 and \bar{c}_2 parameters of the uncoupled Galileon model from SNLS3 data (dashed purple contours) and JLA data (filled blue contours). α and β were fixed to their Λ CDM best-fit values, and we marginalised over the remaining fitted parameters. The filled dark, medium, and light-blue contours enclose 68.3, 95.4, and 99.7% of the probability, respectively. The contours include statistical and all identified systematic uncertainties. The dark dotted regions correspond to scenarios rejected by theoretical constraints.

value is now more consistent with the Planck measurement (Planck Collaboration XVI, 2013).

Both samples were used to derive constraints on the Galileon model parameters. Results are presented in Table 3 and illustrated in Figure 1. Usually, one should fit and marginalise over the two nuisance parameters α and β , which describe the SN Ia variability in stretch and colour (Astier et al., 2006; Guy et al., 2010; Conley et al., 2011). However, in N13 it was shown that for the Galileon model we can keep α and β fixed to their marginalised values in the Λ CDM model. In this study, we thus took directly the fitted α and β value from N13 for the SNLS3 sample and from Betoule et al. (2014) for the JLA sample³.

Using the new JLA sample, we observe a 1σ increase of the best fit Ω_m^0 value, as expected when considering the reported drift for the Λ CDM model in Betoule et al. (2014). Smaller changes are observed for the \bar{c}_i parameters.

2.3. Updated growth data computation

From the Planck collaboration, we used the new value $\sigma_8^{\text{Planck}}(z=0) = 0.829 \pm 0.012$ (Planck Collaboration XVI, 2013) to normalise our growth rate predictions, as we are able to remove the Λ CDM dependence for that observable. We recall that to compute $f\sigma_8(z)$ predictions in the Galileon model we assume that the value of σ_8 is equal in the Galileon and Λ CDM models at the decoupling redshift z_* . This is a reasonable assumption as we showed in our previous paper that the Galileon energy density is very subdominant at that time for most of the allowed set of parameters. The uncertainty on $\sigma_8^{\text{Planck}}(z=0)$ was propagated in our error budget. We still used growth data with the same caveats as mentioned in N13 and B13a, which we discuss further in Section 5.

³ The difference in α between the SNLS3 and JLA samples is due to different parametrisation of light-curves shapes: while for the SNLS3 sample, a stretch parameter s is reported, the JLA sample uses the SALT2 X_1 parameter which is roughly $10 \times (s - 1)$.

Table 3. Cosmological constraints on the uncoupled Galileon model from the SNLS3 and JLA samples.

Sample	Ω_m^0	\bar{c}_2	\bar{c}_3	\bar{c}_4	α	β	\mathcal{M}_B^1	\mathcal{M}_B^2	χ^2
SNLS3 Stat+sys	$0.273^{+0.054}_{-0.042}$	$-5.240^{+1.880}_{-2.802}$	$-1.781^{+1.071}_{-1.426}$	$-0.588^{+0.516}_{-0.348}$	1.428	3.263	23.997	23.950	415.4
JLA Stat+sys	$0.328^{+0.055}_{-0.047}$	$-4.175^{+1.726}_{-3.027}$	$-1.345^{+0.968}_{-1.542}$	$-0.475^{+0.464}_{-0.349}$	0.141	3.101	24.072	24.081	692.8

Notes. Results were computed using statistical and systematic uncertainties combined. α and β were kept fixed to their marginalised values. No errors are given on \mathcal{M}_B^1 and \mathcal{M}_B^2 because they were analytically marginalised over (see Conley et al. (2011)).

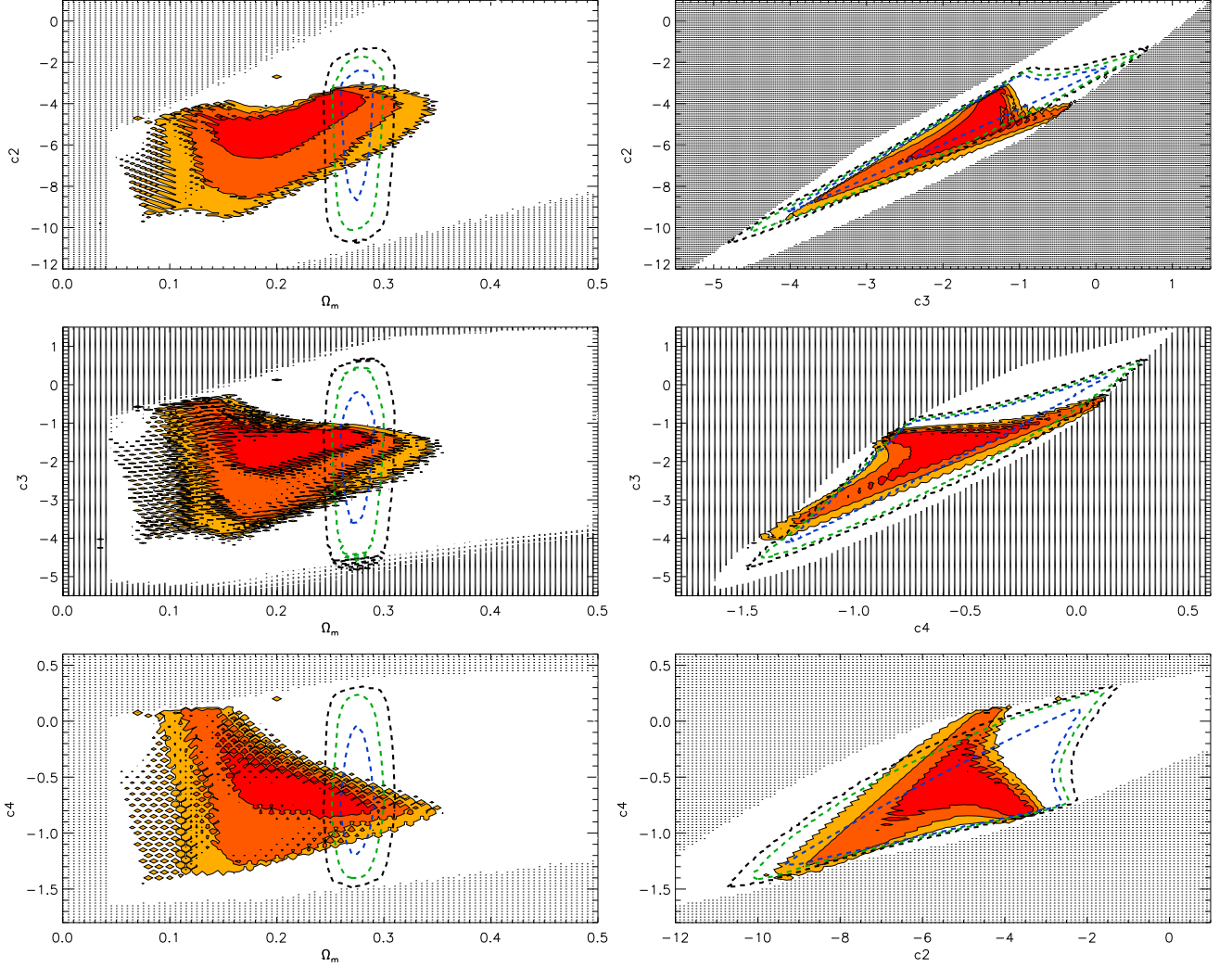


Fig. 2. Experimental constraints on the uncoupled Galileon model from growth data (red) and from JLA+WMAP9+BAO combined constraints (dashed). The filled dark, medium and light coloured contours enclose 68.3, 95.4 and 99.7% of the probability, respectively. Dark dotted regions correspond to scenarios rejected by theoretical constraints.

3. Uncoupled Galileon model

In this section, we derived new experimental constraints on the \bar{c}_i parameters of the uncoupled Galileon model following the same methodology as in N13 with updated data.

3.1. New experimental constraints

Results using all probes are presented in Fig. 2, and Table 4. With the SNLS3 data, the updated WMAP9 priors and the Planck σ_8 value improved only marginally the constraints and χ^2 values of the Galileon model compared to our previous results using WMAP7 (see lines 5 and 6 in Table 4).

Table 4. Uncoupled Galileon model best-fit values from different data samples

Probe	Ω_m^0	\bar{c}_2	\bar{c}_3	\bar{c}_4	h	$\Omega_b^0 h^2$	χ^2
Growth data	$0.205^{+0.046}_{-0.046}$	$-5.337^{+0.883}_{-1.293}$	$-1.721^{+0.299}_{-0.732}$	$-0.628^{+0.221}_{-0.189}$	-	-	20.1
BAO+WMAP9	$0.274^{+0.015}_{-0.009}$	$-5.467^{+1.962}_{-2.659}$	$-1.896^{+0.996}_{-1.403}$	$-0.622^{+0.462}_{-0.327}$	0.704	0.0226	0.7
SNLS3+BAO+WMAP9	$0.274^{+0.014}_{-0.009}$	$-5.463^{+1.952}_{-2.650}$	$-1.892^{+0.992}_{-1.399}$	$-0.621^{+0.462}_{-0.327}$	0.704	0.0226	422.1
JLA+BAO+WMAP9	$0.275^{+0.014}_{-0.009}$	$-5.269^{+1.832}_{-2.726}$	$-1.837^{+0.924}_{-1.408}$	$-0.630^{+0.461}_{-0.304}$	0.701	0.0227	692.5
All (with SNLS3)	$0.270^{+0.013}_{-0.008}$	$-4.315^{+0.525}_{-1.308}$	$-1.568^{+0.201}_{-0.808}$	$-0.759^{+0.101}_{-0.068}$	0.733	0.0220	449.9
All (N13)	$0.271^{+0.013}_{-0.008}$	$-4.352^{+0.518}_{-1.220}$	$-1.597^{+0.203}_{-0.726}$	$-0.771^{+0.098}_{-0.061}$	0.735	0.0220	450.4
All (with JLA)	$0.276^{+0.014}_{-0.009}$	$-4.278^{+0.484}_{-1.097}$	$-1.580^{+0.194}_{-0.597}$	$-0.772^{+0.102}_{-0.058}$	0.726	0.0219	720.9

Notes. SNLS3 and JLA with systematics included, α and β fixed to their marginalised values. h and $\Omega_b^0 h^2$ have been minimized so no uncertainties are provided.

Table 5. Uncoupled Galileon model best-fit values compared with B13a best-fit values, using SNLS3+WMAP9+BAO constraints.

	Ω_m^0	$\bar{c}_2/\bar{c}_3^{2/3}$	$\bar{c}_4/\bar{c}_3^{4/3}$	$\bar{c}_5/\bar{c}_3^{5/3}$
This work	$0.274^{+0.014}_{-0.009}$	$-3.57^{+1.79}_{-2.47}$	$-0.27^{+0.27}_{-0.24}$	$0.12^{+0.23}_{-0.39}$
B13a	0.273 ± 0.010	$-4.04^{+0.35}_{-0.34}$	$-0.171^{+0.035}_{-0.032}$	$0.046^{+0.014}_{-0.017}$

Notes. \bar{c}_5 is computed using equation (29) from N13. The agreement between the best-fit values is better than 0.3σ for all parameters.

However, because this dataset is now more consistent with that used in B13a, we can compare our two sets of results, obtained with different methodologies, which we do in the next section.

Finally, using the JLA sample does not improve the Ω_m^0 uncertainty but decreases our uncertainties on the \bar{c}_i Galileon parameters. This sample will be used to constrain the disformally coupled model in Section 4.

3.2. Comparison with B13a

B13a recently provided constraints on the Galileon parameters, using the full WMAP9 CMB power spectrum whereas we used only distance priors. The rest of their dataset is identical to ours (except for one BAO measurement, which should not impact the result).

They used a different method to get rid of the degeneracies inherent to the original c_i parametrisation, and derived constraints on $c_i/c_3^{i/3}$ ratios. Their method of computing the initial conditions is also different and more complex. Despite the different methodologies and parametrisations, the comparison of parameter ratios is possible as we have

$$\frac{\bar{c}_i}{\bar{c}_3^{i/3}} = \frac{c_i}{c_3^{i/3}}. \quad (4)$$

This can give an interesting insight into the impact of the use of the full CMB power spectrum, and of different methodologies. Results using SNe Ia, CMB and BAO data (no growth data) in both works are compared in Table 5. Both results are fully compatible even if our methodologies are different. Our Ω_m^0 values and uncertainties are comparable, but the B13a best-fit $c_i/c_3^{i/3}$ uncertainties are about ten times smaller than ours thanks to the use of the full CMB spectrum.

This can be understood as follows. Distance priors are derived from the first acoustic peak only, which are measurements at the decoupling redshift where the Galileon field is subdominant. But, as shown in Barreira et al. (2012), in the Galileon theory the low- l CMB power spectrum is very sensitive to the model parameters, because this part of the spectrum is affected by late-time dark energy through the integrated Sachs-Wolfe (ISW) effect. The Galileon model is thus severely constrained by this part of the spectrum, and can even provide a better fit to the CMB power spectrum than the Λ CDM model thanks to a better agreement in the low- l region (B13a).

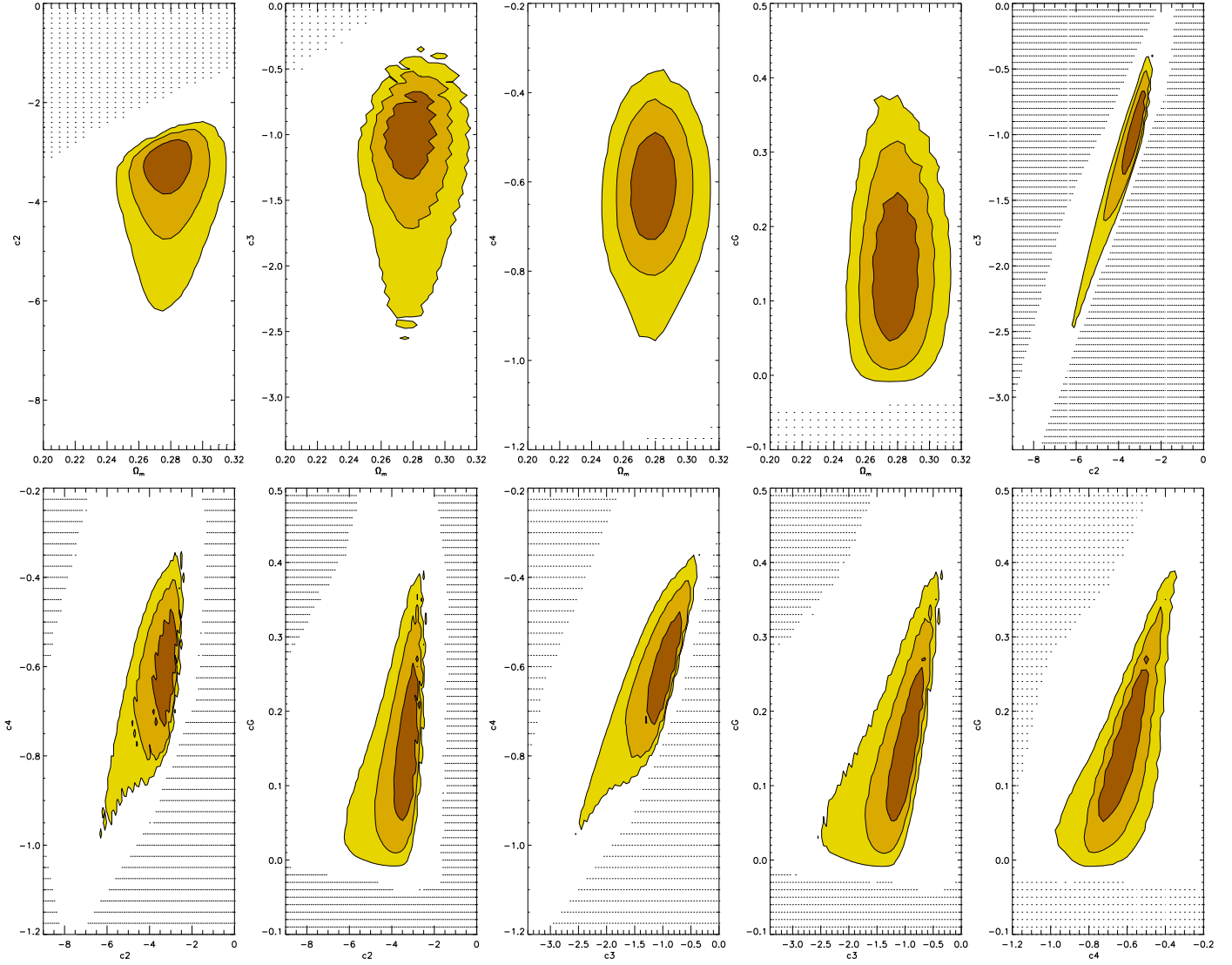


Fig. 3. Combined constraints on the disformally coupled Galileon model from growth data combined with JLA+BAO+WMAP9 data. The filled dark, medium and light yellow contours enclose 68.3, 95.4 and 99.7% of the probability, respectively. Dark dotted regions correspond to scenarios rejected by theoretical constraints.

4. Galileon model disformally coupled to matter

4.1. Hypothesis

In Appleby & Linder (2012), a disformal coupling L_G between the matter and the Galileon field was proposed, motivated by extra-dimension considerations. L_G introduces a new parameter to constrain, c_G . This kind of coupling naturally arises in the decoupling limit of massive gravity (see de Rham & Heisenberg (2011)). It also automatically arises when dealing with a fluctuating 3+1 brane in a $D = 4+n$ dimensional bulk, when matter lives exclusively in the brane. This disformal coupling has already been studied in scalar field theories other than the Galileon model as reported in Brax et al. (2012).

In particular, Brax et al. (2012) and Andrews et al. (2013) showed that this kind of coupling has no gravitational effect on massive objects, and thus fulfils the Solar System gravity tests. However, it couples to photons and can play a role in gravitational lensing (see Wyman (2011)).

In this work, as in N13, we used the same cosmological and perturbation equations as in Appleby & Linder (2012), but the c_G parameter was renormalised as

$$\bar{c}_G = c_G x_0^2, \quad (5)$$

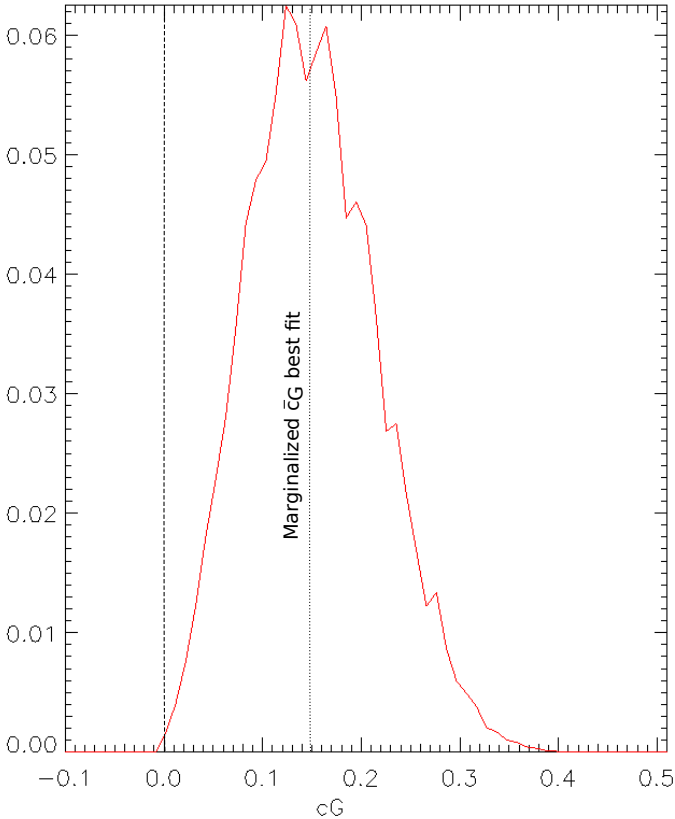
with x_0 defined in N13.

Introducing this coupling did not require us to modify the methodology of N13, but we had to assume that this coupling between matter and the Galileon field did not change the thermodynamics of the primordial plasma before decoupling. Indeed, if such a coupling is assumed, energy transfers should happen between the scalar field and the primordial plasma. In particular the disformal term leads to interactions between photons and the π field. However, as shown in N13, the uncoupled Galileon field is negligible during the radiation era in most scenarios, which limits the potential impact of the Galileon before the decoupling. We assumed that this is also the case here, in order to give a first glance at this interesting coupling.

Table 6. Disformally coupled Galileon model best-fit values from growth rate measurements combined with JLA+BAO+WMAP9 data.

Probe	Ω_m^0	\bar{c}_2	\bar{c}_3	\bar{c}_4	\bar{c}_G	h	$\Omega_b^0 h^2$	χ^2
JLA+BAO+WMAP9	$0.282^{+0.015}_{-0.009}$	$-4.811^{+1.427}_{-1.990}$	$-1.525^{+0.637}_{-1.073}$	$-0.531^{+0.209}_{-0.275}$	$0.183^{+0.188}_{-0.133}$	0.689	0.0228	693.2
All	$0.279^{+0.013}_{-0.008}$	$-3.401^{+0.315}_{-0.565}$	$-1.043^{+0.195}_{-0.252}$	$-0.614^{+0.087}_{-0.076}$	$0.147^{+0.077}_{-0.060}$	0.719	0.0220	714.8

4.2. Results

**Fig. 4.** \bar{c}_G probability density function obtained using all datasets, and marginalising over all the other parameters.

The results using type Ia SNe, CMB, BAO measurements and growth data are presented in Fig. 3, Fig. 4, and Table 6.

As in the uncoupled case, the Ω_m^0 best fit lies around 0.27. The \bar{c}_2 and \bar{c}_3 best fit values changed slightly, but are still compatible at one sigma with their best fit values in the uncoupled case, which is not the case for \bar{c}_4 . As shown in Table 6, $\bar{c}_G = 0$ is excluded at the 2.5σ level, and as a consequence, the final χ^2 is better than in the coupled case.

The probability density function obtained for \bar{c}_G (Fig. 4) shows clearly that a non-zero best fit value is preferred for this parameter, at the 2.5σ level. Note that when using distances only, this result still holds but at the 1.4σ level. The disformally coupled Galileon model appears thus in better agreement with data than the uncoupled model. This may

support an extra-dimension origin for the Galileon theory as this coupling is unavoidable in such constructions.

4.3. Implications beyond cosmology

The parameter space explored in this work was defined by theoretical conditions that ensure that our cosmological solution is free of ghosts and instability problems (see section 2.5 of N13).

Recently, Berezhiani et al. (2011) and Koyama et al. (2013) pointed out that some Galileon-like theories may lead to ghost instabilities in solutions inside massive objects, when a disformal coupling is involved. One should note, however, that our model does not fall exactly in their discussion. However, following a reasoning similar to that in Berezhiani et al. (2011), we checked that our model may avoid the ghost problem thanks to a compensation between the fifth Lagrangian term L_5 and L_G . Thus, our best-fit result is likely to be valid also inside massive objects, but deriving an explicit no-ghost condition to ensure that this is indeed the case is beyond the scope of this paper, since we restricted to cosmological solutions only.

5. Discussion

5.1. Non-linearities in the Galileon model

In N13, we provided some caveats about the use of growth data when comparing with predictions of a linearised Galileon model. In particular, we stressed that:

- non-linear models of growth of structures were used to extract measurements from data, whereas here only the linear perturbation theory was used to describe matter perturbation evolution,
- the non-linearities of the Galileon field itself were also neglected in the perturbed equations while they play a key role in the Vainshtein effect, in particular to restore general relativity close to massive objects.

In particular for the latter point, below a certain distance from a massive object, called the Vainshtein radius, Galileon gravity is supposed to vanish with respect to general relativity. At small scales, the growth of structures is then identical in both models. But the Vainshtein radius depends on the Galileon parameters and on the massive object properties, and hence it is difficult to know which scales are affected by Galileon gravity in general.

However, recent progress on the inclusion of non-linearities (both from the Galileon field and from matter evolution) has been made using N-body simulations of structure evolution in Galileon gravity (Barreira et al.,

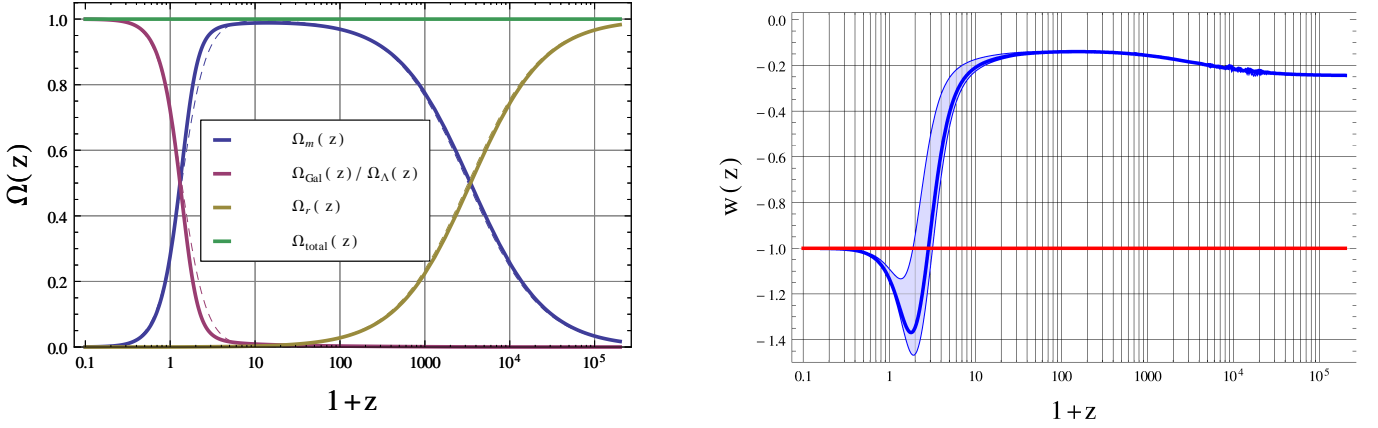


Fig. 5. Evolution of the $\Omega_i(z)$ (left) and of $w(z)$ (right, solid curve) for the best-fit disformally coupled Galileon model from all data (last row of Table 6). In the left plot, dashed lines correspond to our Λ CDM best-fit values. Differences in the radiation era are only due to different best-fit values of h . In the right plot, the shaded area was obtained varying the \bar{c}_i parameters within their 1σ uncertainties, taking their correlations into account.

2013b; Li et al., 2013; Barreira et al., 2013c). Matter power spectra were computed at the non-linear level for different Galileon models. In Barreira et al. (2013b), the cubic Galileon model (i.e. with $c_4 = c_5 = 0$) was studied. It was shown that, for scales k between 0.1 and 0.4 $h\text{Mpc}^{-1}$ (the ones encompassed in our growth data measurements), the deviation between a linear and a non-linear Galileon model is at most of $\approx 5\%$, and only at redshifts below 0.2. The authors then studied a quartic Galileon model in Li et al. (2013). Important deviations appear between the linear and the non-linear model for the velocity divergence power spectrum (the one of interest for redshift space distortions), but the authors recommended more precise simulations before drawing firm conclusions on that point. Finally, Barreira et al. (2013c) showed that the quintic Galileon model (the one we are using) has non-physical solutions in high matter density regions and that prevented them from doing simulations in that case. According to the authors, these non-physical solutions are either inherent to the Galileon model itself, or due to the approximations made in their non-linear computations. Further work has to be done on the non-linear modelling of the quintic Galileon gravity to make reliable predictions for the growth of structures.

5.2. Comparison with the Λ CDM model

The best-fit coupled Galileon scenario still mimics a Λ CDM model with the three periods of radiation, matter, and dark energy domination, with an evolving dark energy equation of state parameter $w(z)$ (see Fig. 5). This feature is not different from what we obtained in the uncoupled case.

Table 7 presents the χ^2 values of the two Galileon models and the Λ CDM one (see also Fig. 6). With only distances, the three models reach the same level of agreement with data. When adding growth data, the increase in χ^2 is higher for the Galileon models, as a result of a higher tension between growth and distance probes (see also Fig. 2 and 6). But the difference in χ^2 with respect to the Λ CDM model is not stringent. As in our previous work, we can conclude that the Galileon model is not significantly dis-

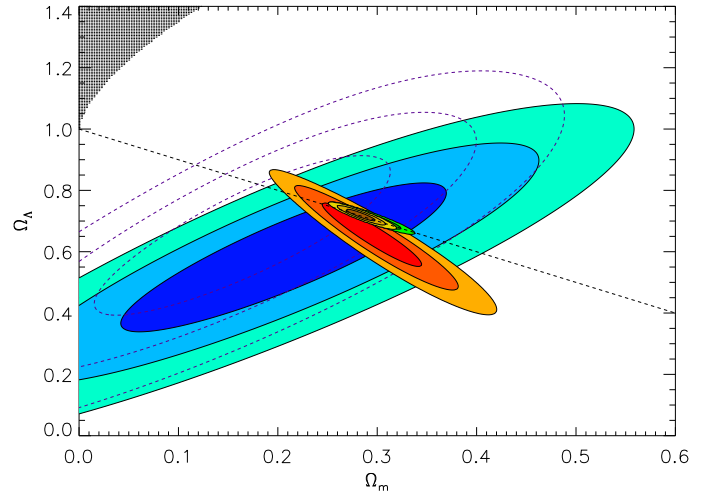


Fig. 6. Experimental constraints on the Λ CDM model from JLA data (blue), growth data (red), BAO+WMAP9 data (green), and all data combined (yellow). Purple dashed contours stand for the Λ CDM constraints using SNLS3 data only (combining SIFT0 and SALT2 supernova parameters). The black dashed line indicates the flatness condition $\Omega_m + \Omega_\Lambda = 1$.

favoured by current data compared to the Λ CDM model, and is a good alternative to model dark energy.

6. Conclusion

We have compared the uncoupled and disformally coupled Galileon models to the most recent cosmological data, using the methodology from our previous work (N13). An update of the uncoupled Galileon model experimental constraints using WMAP9 $\{l_a, R, z_*\}$ constraints was derived jointly with the new JLA SN Ia sample, BAO measurements, and growth data with the Alcock-Paczynski effect taken into account. The $\sigma_8(z=0)$ value used to compute the growth of structure observable was also updated to the

Table 7. χ^2 s at marginalised values for different models and different datasets.

Probes	JLA+BAO+WMAP9	All
Λ CDM	693.0	705.5
Uncoupled Gal.	692.5	720.9
Coupled Gal.	693.2	714.8

Planck Collaboration XVI (2013) value. The JLA sample allowed us to derive better constraints on the \bar{c}_i parameters. When we kept the SNLS3 sample, our constraints did not change significantly, but led to an interesting comparison with the Galileon best-fit values published in B13a. They used the full WMAP9 power spectrum to derive their constraints, and thus brought tighter constraints, but both best-fit scenarios agree. This validates both methodologies despite their differences. As expected, WMAP9 distance priors are less constraining than the full CMB spectrum but provide a simpler and faster way to derive constraints on the Galileon model.

We provided the first experimental constraints on the disformal coupling parameter in the framework of the Galileon model. This coupling between matter and the Galileon field is natural when building the theory from massive gravity or extra-dimension considerations. Our final χ^2 s are comparable to the one obtained for the Λ CDM model. Galileon theories are thus competitive to explain the nature of dark energy. We also showed that a null disformal coupling to matter is excluded at the 2.5σ level when using growth data, and at the 1.4σ level when using distances only. This gives some interesting clues, from experimental data, on the possible extra-dimension origin of Galileon theories.

Better constraints would be possible including the ISW effect as shown in B13a. The galaxy velocity field could also be a decisive probe to test modified gravity theories, as advocated in (Zu, 2013; Hellwing et al., 2014). However, this probe would require to have a correct modelling of the Galileon model non-linearities. Interestingly, the disformal coupling couples to light and thus can have an impact on gravitational lensing (Wyman, 2011). Lensing experiments such as LSST (Ivezic et al., 2008) or the future satellite Euclid (Laureijs et al., 2011), or laboratory tests with light shining through a wall experiments (Brax et al., 2012) can provide more data to constrain this interesting coupling. CMB spectral distortion studies (Brax et al., 2013) will also give further insight into the braneworld origin of the Galileon theory.

References

- Acoleyen K. & Doorsselaere J., 2011, *Phys.Rev.D.*, 83, 084025.
Astier P., Guy J., Regnault N. et al., 2006, *A&A*, 447, 31.
Anderson L., Aubourg E., Bailey S. et al., 2013, *MNRAS*, 427, 3435.
Andrews. M., Chu Y.Z., Trodden M., 2013, *Phys.Rev.D*, 88, 84028.
Appleby S.A. & Linder E., 2012, *JCAP*, 1203, 44.
Appleby S.A. & Linder E., 2012, *JCAP*, 08, 26.
Barreira A., Li B., Baugh C.M. et al., 2012, *Phys.Rev.D*, 86, 124016.
Barreira A., Li B., Baugh C.M. et al., 2013a, *Phys.Rev.D*, 87, 103511.
Barreira A., Li B., Hellwing W.A. et al., 2013b, *JCAP*, 20, 027.
Barreira A., Li B., Baugh C.M. et al., 2013c, *JCAP*, 11, 012.
Babichev E., Deffayet C., Esposito-Farese G., 2011, *Phys. Rev. Lett.*, 107, 251102.
Babichev E. & Esposito-Farese G., 2013, *Phys.Rev.D*, 87, 044032.
Babichev E. & Deffayet C., 2013, *Class.Quantum.Grav*, 30, 184001.
Berezhiani L., Chkareuli G., Gabadadze G., 2013, *Phys.Rev.D*, 88, 124020.
Betoule M., Marriner J., Regnault N. et al., 2013, *A&A*, 552, A124.
Betoule M., Kessler R., Guy J. et al., 2014, *arXiv:1401.4064*.
Beutler F., Blake C., Colless M. et al., 2011, *MNRAS*, 416, 3017.
Beutler F., Blake C., Colless M. et al., 2012, *MNRAS*, 423, 3430.
Blake C., Glazebrook K., Davis T.M. et al., 2011, *MNRAS*, 418, 1725.
Brax P., Burrage C., Davis A.-C., 2011, *JCAP*, 1109, 020.
Brax P., Burrage C., Davis A.-C., 2012, *JCAP*, 1210, 016.
Brax P., Burrage C., Davis A.-C. et al., 2013, *JCAP*, 11, 001.
Brax P. & Burrage C., 2014, *arXiv:1407.1861*.
CMS Collaboration, 2014, *CMS-PAS-EXO-12-047*.
Conley A., Guy J., Sullivan M. et al., 2011, *ApJS*, 192, 1.
De Felice A. & Tsujikawa S., 2010, *Living.Rev.Lett*, 13, 3.
Deffayet C., Esposito-Farese G., Vikman A., 2009, *Phys.Rev.D*, 79, 084003.
Deffayet C., Deser S., Esposito-Farese G., 2009b, *Phys.Rev.D*, 80, 064015.
Dvali G.R., Gabadadze G., Porrati M., 2000, *Phys.Lett.B*, 485, 208.
Guy J., Sullivan M., Conley A. et al., 2010, *A&A*, 523, A7.
Hellwing W.A., Barreira A., Frenk K.S. et al., 2014, *arXiv:1401.0706*.
Hinshaw G., Larson D., Komatsu E. et al., 2012, *Astrophys.J.Suppl.*, 208, 19.
Hinterbichler K., Trodden M., Wesley D., 2010, *Phys.Rev.D.*, 82, 124018.
Horndeski G.W., 1974, *Int.J.Theor.Phys.*, 10, 363-384.
Ivezic Z., Tyson J., Acosta E. et al., 2008, *arXiv:0805.2366*.
Komatsu E., Dunkley J., Nolte M.R. et al., 2009, *Astrophys.J.Suppl.*, 180:330-376.
Komatsu E., Smith K.M., Dunkley J. et al., 2011, *Astrophys.J.Suppl.*, 192:18.
Koivisto T.S., Mota D.F. & Zumalacarregui M., 2012, *Phys.Rev.Lett*, 109, 241102.
Koyama K., Niz G., Tasinato G., 2013, *Phys.Rev.D*, 88, 021502.
Laureijs R., Amiaux J., Arduini S. et al., *arXiv:1110.3193*.
Li B., Barreira A., Baugh C.M. et al., 2013, *JCAP*, 11, 012.
Nesseris S., De Felice A., Tsujikawa S., 2010, *Phys.Rev.D*, 82, 124054.
Neveu J., Ruhlmann-Kleider V., Conley A., 2013, *A&A*, 555, A53.
Nicolis A., Rattazzi R., Trincherini E., 2009, *Phys.Rev.D*, 79, 064036.
Okada H., Totani T., Tsujikawa S., 2013, *Phys.Rev.D*, 87, 103002.
Padmanabhan N., Xu X., Eisenstein D.J. et al., 2012, *arXiv:1202.0090*.
Perlmutter S., Aldering G., Goldhaber G. et al., 1999, *ApJ*, 517, 565.
Percival W.J., Burke D., Heavens A. et al., 2004, *MNRAS*, 353, 1201.
de Rham C. & Gabadadze G., 2010, *Phys.Rev.D.*, 82, 4.
de Rham C. & Heisenberg L., 2011, *Phys.Rev.D*, 84, 043503.
de Rham C. & Tolley A.J., 2010, *JCAP*, 1005, 015.
Planck Collaboration XVI, 2013, submitted to *A&A*, *arXiv:1303.5076*.
Reid B.A., Samushia L., White M. et al., 2012, *MNRAS*, 426, 2719.
Riess A.G., Filippenko A.V., Challis P. et al, 1998, *AJ*, 116, 1009.
Riess A.G., Macri L., Casertano S. et al, 2011, *ApJ*, 730, 119.
Samushia L., Percival W.J. & Raccanelli A., 2012a, *MNRAS*, 420, 2102.
Sánchez. A.G., Scóccola C.G., Ross A.J. et al, 2012, *MNRAS*, 425, 415.
Sotiriou T.P. & Faraoni V., 2010, *Rev.Mod.Phys.*, 82, 451-497.
Sullivan M., Guy J., Regnault N. et al., 2011, *Astrophys.J*, 737, 102.
Trodden M., Hinterbichler K., 2011, *Class.Quant.Grav*, 28, 204003.
Vainshtein A.I., 1972, *Phys.Lett.B*, 39, 396.
Wang Y. & Wang S., 2013, *Phys.Rev.D*, 88, 043522.
Will C. M., 2006, *Living Reviews in Relativity*, 9, 3, *gr-qc/0510072*.
Wyman M., 2011, *Phys.Rev.Lett.*, 106, 201102.
Zu Y., Weinberg D.H., Jennings E. et al., 2013, *arXiv:1310.6768*.
Zumalacarregui M., Koivisto T.S. & Mota D.F., 2013, *Phys.Rev.D*, 87, 083010.