

Cascading Randomized Weighted Majority: A New Online Ensemble Learning Algorithm

Mohammadzaman Zamani, Hamid Beigy, and Amirreza Shaban

Department Computer Engineering , Sharif University of Technology, Tehran, Iran
Department Computer Science and Engineering, Ohio State University, USA

Abstract. With the increasing volume of data in the world, the best approach for learning from this data is to exploit an online learning algorithm. Online ensemble methods are online algorithms which take advantage of an ensemble of classifiers to predict labels of data. Prediction with expert advice is a well-studied problem in the online ensemble learning literature. The Weighted Majority algorithm and the randomized weighted majority (RWM) are the most well-known solutions to this problem, aiming to converge to the best expert. Since among some expert, The best one does not necessarily have the minimum error in all regions of data space, defining specific regions and converging to the best expert in each of these regions will lead to a better result. In this paper, we aim to resolve this defect of RWM algorithms by proposing a novel online ensemble algorithm to the problem of prediction with expert advice. We propose a cascading version of RWM to achieve not only better experimental results but also a better error bound for sufficiently large datasets.

Keywords: Online learning, ensemble learning, predicting with expert advice, randomized weighted majority, cascading randomized weighted majority.

1 Introduction

Supervised learning algorithms are provided with instances already classified. In these algorithms, each instance has a label, identifying the class that instance belongs to. In supervised algorithms, the goal is to extract a general hypothesis from a number of labeled instances in order to make predictions about the unlabeled data. Every learning algorithm uses a number of assumptions, therefore, it performs well in some domains; while it does not have appropriate performance in others [1]. As a result, combining classifiers is proposed as a new trend to improve the classification performance [2]. The paradigm of prediction with expert advice is concerned with converging to the best expert among the ensemble of classifiers with a small misclassification rate during the operation of the algorithm. This concept has been studied extensively in the theoretical machine learning literature [3], [4], and attracts a lot of attentions in practice as well [5,6].

Ensemble methods show outstanding performance in many applications, such as spam detection [7,8,9], intrusion detection [10,11,12], object tracking [13,14], and feature ranking [15]. Bagging [16] and Boosting [17,18], which are well-known ensemble methods, rely on a combination of relatively weak models to achieve a satisfactory overall performance than their weak constituents. Online Bagging and Online Boosting[19] are also proposed to handle situations when the entire training data cannot fit into memory, or when the data set is of stream nature [19,20,21,22,23]. While the above-mentioned methods consist of weak learners, the mixture of experts algorithms selects among some learners that are experts in a specific input region [24,25]. Classification of data sequences is also the topic of recent research in the machine learning community. As a pioneering model of online ensemble learning, prediction with expert advice was first introduced in [26,27,28] and recent investigations in this area lead to outstanding novel methods [29].

Predicting with Expert Advice problem has the primary goal of predicting the label of data with an error rate close to that of the best expert. A simple and intuitive solution to this problem is Halving. Weighted Majority(WM) and its randomized version called randomized weighted majority (RWM) are the most well-known solutions to this problem and presented in [27]. These algorithms are based on Halving, but have a better mistake bound dependent on the number of the experts and the error rate of the best expert. Another approach to this problem is Exponential Weighted Average(EWA) [4], which is fundamentally very similar to RWM. Instead of using only zero-one loss function as is used in RWM, it exploits a convex loss function, and instead of finding a mistake bound, EWA obtains a regret bound.

All the above mentioned methods are based on the definition of the best expert. The best expert is the expert with the minimum average error during the experiment. Therefore, intuitively, the best expert does not necessarily have both the highest true negative rate and the highest true positive rate in the experiment. Our experiments reveal the fact that finding the best classifier for positive and negative output regions separately and predicting based on them, leads to a significant improvement in the performance of the classification.

In this paper, we propose a simple and effective method to find the experts that have the lowest false positive and the lowest false negative rates besides the overall best expert, simultaneously. The proposed method is called *cascading randomized weighted majority* (CRWM), and presents a cascade version of RWMs to find these best experts. Theoretically, we show that CRWM converges to the best experts with a mistake bound tighter than that of RWMs in exposure to sufficient number of data points. Practically, our experiments on a wide range of well-known datasets support our contribution and show outstanding performance in comparison to not only RWM methods, but also some other well-known online ensemble methods. While we introduce the cascading method based on RWM, considering the similarities between RWM and EWA, CRWM can be similarly applied to EWA as a framework.

The rest of this paper is organized as follows: In the next section, online ensemble learning as an approach to the problem of predicting with expert advice is discussed. In section 3, the proposed algorithm and its mistake bound is presented. Section 4 evaluates the proposed algorithm and compares the experimental results to several other online ensemble methods. Finally, the conclusion is presented in section 5.

2 Related Work

In nearly all online learning algorithms for classification problem, there is a common scenario which consist of these phases: First of all, the learner is given with an instance, then the learner assigns a label to the given instance, and at the end the correct label of that instance is given to the learner; moreover, the learner learns this new labeled data to increase its performance. In the following we define predicting with expert advice problem which exploits a similar scenario, and Randomized Weighted Majority algorithm as one of its well-known solution.

2.1 predicting with expert advice

Let us consider a simple intuitive problem from [30]; a learning algorithm is given the task of predicting the weather each day that if it will rain today or not. In order to make this prediction, the thought of several experts is given to the algorithm. Each day, every expert says yes or no to this question and the learning algorithm should exploit this information to predict its opinion about the weather. After making the prediction, the algorithm is told how the weather is today. It will be decent if the learner can determine who the best expert is and predict the best expert's opinion as its output. Since we do not know who the best expert is, our goal instead would be performing nearly as the best expert's opinion so far. It means a good learner should guarantee that at any time, it has not performed much worse than none of the experts. An algorithm that solves this problem is consist of the following stages. First, it

receives the predictions of the experts. Second, Makes its own prediction and third, Finally, it is told the correct answer.

2.2 Randomized weighted majority

Weighted Majority algorithm and its randomized version are the most famous solutions of predicting with expert advice problem. The Randomized Weighted Majority, which is the fundamental part of the proposed algorithm, has several base classifiers (expert) and each classifier has a weight factor. Every time a new instance is received, each of these base classifiers predicts a label for that instance, and the algorithm decides a label based on these predictions and the weight factors of the classifiers. Whenever the true label of that instance arrives, the weight factors of the classifiers should be updated in a way that each classifier that predicts a wrong label would be penalized by a constant factor. This algorithm is proven that converges to the best classifier among all the base classifiers. Algorithm 1 describes the pseudo code of the randomized weighted majority algorithm.

Algorithm 1 Randomized weighted majority [27]

Require: $w_i \leftarrow 1 \forall$
 $x_{ij} \leftarrow$ prediction of i^{th} expert on j^{th} data \forall
 $n \leftarrow$ number of experts \forall
 $C_j \leftarrow$ correct label of j^{th} data \forall
 $N \leftarrow$ number of data \forall
 $\beta \leftarrow$ the penalty parameter
Ensure: $y_j =$ output label of j^{th} data
for $j = 1 \rightarrow N$ **do**
 $W = \sum_i w_i$
 $y_j = x_{ij}$, with probability w_i/W
 for $i = 1 \rightarrow n$ **do**
 if $x_{ij} \neq C_j$ **then**
 $w_i \leftarrow w_i \times \beta$
 end if
 end for
end for

It has been shown that, on any trial sequence, the expected number of Mistakes (M) made by randomized weighted majority Algorithm satisfies the following inequality [27]:

$$M \leq \frac{m \ln(1/\beta) + \ln n}{(1 - \beta)}, \quad (1)$$

where m is the number of mistakes made by the best expert so far and β is a constant penalizing value.

3 The cascading randomized weighted majority algorithm

When the data size becomes too large, the randomized weighted majority (RWM) algorithm tends to decide according to the best expert's opinion. It takes time for the algorithm to converge to the best expert, and the learner may make more mistakes compared to the best one. However, when the best expert is discovered by the learner, one should be sure that the algorithm did not make many mistakes more than the best one, and we can say that it predicts whatever the best expert says from now on.

In this section, we propose an online learning algorithm which its main idea is to define more than one best expert, each for a number of data instances. In fact, the algorithm tries to find the best experts, and for every new data instance, decides which expert is the most suitable one, and predicts according to the opinion of that expert.

Each expert is actually a classifier. As we studied numerous classifiers, we observed that they often do not have low false positive (FP) rates at the same time as having low false negative (FN) rates. Figure 1 shows a two-class dataset and three different linear classifiers. Although, C_o has lowest error rate its FP rate and also FN rate are not the best among these three classifiers. As it is shown in the figure, C_p has lower FP rate than C_o and C_n has lower FN rate than C_o , either. As a result, instead of looking for the expert with the lowest error rate, we look for experts with lowest FP and FN rates leading us to define three best classifiers.

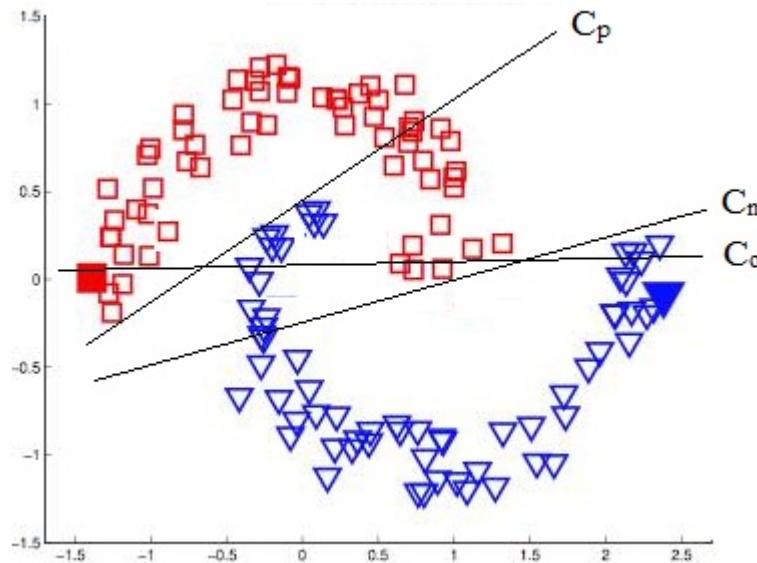


Fig. 1: The different classifiers for the given data set

Finding the overall best expert in an ensemble of online classifiers is the goal of Weighted Majority algorithm; However, finding the best positive expert and the best negative expert simultaneously is still a problem and we propose the following algorithm to solve this problem.

As it is shown in the Figure 2, the proposed algorithm has n base classifiers, and three online learners with RWM mechanism that exploit these classifiers. In other words, there are $3 \times n$ weight factors, n weight factors for each learner. For every new data instance, each of these n base classifiers predicts a label. Using the corresponding weight factors, these predictions are given to the learners in order for them to make their predictions. Since the first algorithm is responsible for predicting negative labels, If this algorithm predicts the label as negative, the label is set to negative, otherwise, the second algorithm will be applied. If the second algorithm predicts the label as positive, the output label will be positive, otherwise the third algorithm will be applied and the output of this algorithm would be the output label for the instance.

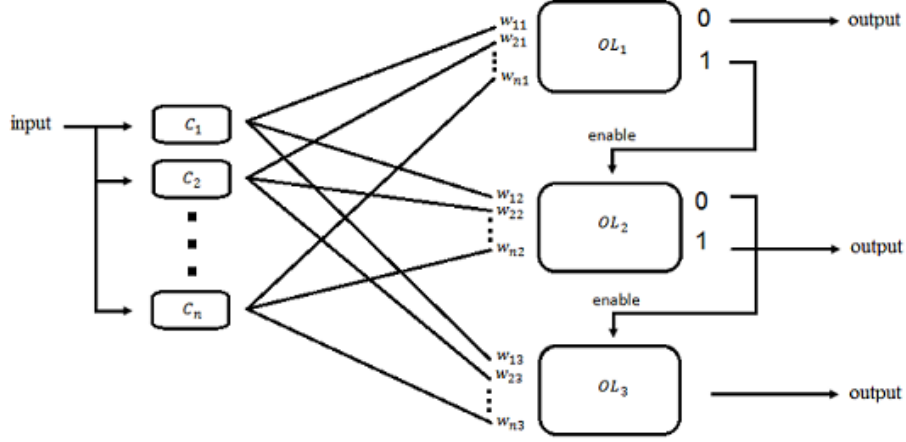


Fig. 2: The structure of the CRWM algorithm

Although the described scenario states the algorithm for two class datasets, the scenario is so similar for multi-class datasets. For a multi-class dataset, the algorithms would still use n base classifiers, but it needs $L + 1$ online learners, where L is the number of different classes. One for each output class besides a final learner. So, in an L class dataset the algorithm would have $(L + 1) \times n$ weight factors. The rest of algorithm is same as the algorithm for two class datasets. For simplicity; in what follows, we explain about two class datasets. However, all the following; including the proof of the algorithm, still stands for multi-class datasets.

Whenever the correct label of the instance arrived, this correct label will be given only to the learner that produced the output label. Therefore, on every data instance, the weight factors of only one learner can be updated. As the learners are using RWM mechanism; in the specified learner, the weight factor of the classifiers that made the wrong prediction would be penalized by a constant factor β .

Since the CRWM algorithm is using three RWM learners in three levels, and due to its cascading structure, we called it cascading randomized weighted majority. Algorithm 2 is the pseudo code of CRWM algorithm.

3.1 The Mistake Bound

In this section, we intend to find the bound on the number of mistakes which probably occurred by this algorithm in a series of predictions. We know that there is a mistake bound for RWM algorithm. First, we use the method thereby RWM mistake bound was calculated to find a mistake bound for CRWM and subsequently, show that this mistake bound is better than RWM's mistake bound, when the data size is large enough.

Theorem 1. *On any sequence of trials, the expected number of mistakes (M_j) made by j^{th} learner (OL_1, OL_2, OL_3) in cascading randomized weighted majority algorithm satisfies the following condition.*

$$M_j \leq \frac{m_{kj} \times \ln(1/\beta) + \ln n}{(1 - \beta)}, \quad \forall(j, k), \quad (2)$$

where m_{kj} is the number of mistakes made by the k^{th} expert in j^{th} learner so far and n is the number of base classifiers(experts).

Algorithm 2 Cascading randomized weighted majority algorithm

Require: $w_{ij} \leftarrow 1 \vee$
 $x_{ijk} \leftarrow$ prediction of i^{th} base classifier of j^{th} learner on k^{th} data \vee
 $n \leftarrow$ number of experts \vee
 $C_j \leftarrow$ correct label of j^{th} data \vee
 $N \leftarrow$ number of data \vee
 $\beta \leftarrow$ the penalty parameter

Ensure: $y_j =$ output label of j^{th} data

for $j = 1 \rightarrow N$ **do**
 $W_1 = \sum_i w_{i1}$
 $y1 = x_{i1k}$, with probability w_{i1}/W_1
 $W_2 = \sum_i w_{i2}$
 $y2 = x_{i2k}$, with probability w_{i2}/W_2
 $W_3 = \sum_i w_{i3}$
 $y3 = x_{i3k}$, with probability w_{i3}/W_3
 if $y1 = 0$ **then**
 for $i = 1 \rightarrow n$ **do**
 if $x_{ij1} \neq C_j$ **then**
 $w_{i1} \leftarrow w_{i1} \times \beta$
 end if
 end for
 else
 if $y2 = 1$ **then**
 for $i = 1 \rightarrow n$ **do**
 if $x_{ij2} \neq C_j$ **then**
 $w_{i2} \leftarrow w_{i2} \times \beta$
 end if
 end for
 else
 for $i = 1 \rightarrow n$ **do**
 if $x_{ij3} \neq C_j$ **then**
 $w_{i3} \leftarrow w_{i3} \times \beta$
 end if
 end for
 end if
 end if
end for

Proof. Define F_{ij} as the fraction of the total weight on the wrong answer at the i^{th} trial on the j^{th} learner (OL_1, OL_2, OL_3), and let M_j be the expected number of mistakes of the j^{th} learner so far. So after the t^{th} trial, we would have $M_j = \sum_{i=1}^t F_{ij}$.

On the i^{th} instance that classified by the j^{th} learner, the total weight of the j^{th} learner where is defined by W_j changes according to:

$$W_j \leftarrow W_j(1 - (1 - \beta)F_{ij}). \quad (3)$$

Since when the data is classified by j^{th} learner, we multiply the weights of experts in j^{th} learner that made a mistake by β and there is an F_{ij} fraction of the weight on these experts. Regarding to the initial value of weight factor for each base classifier which is set to 1, and considering n as the number of base classifiers, the final total weight for the j^{th} learner is:

$$W_j = n \prod_{i=1}^t (1 - (1 - \beta)F_{ij}). \quad (4)$$

Let m_{kj} be the number of total mistakes of the k^{th} base classifier in the j^{th} learner so far, therefore its weight factor would be $\beta^{m_{kj}}$ at this time. Using the fact that the total weight must be at least as large as the weight of the k^{th} classifier; for each value of j and k , we have:

$$n \prod_{i=1}^t (1 - (1 - \beta)F_{ij}) \geq \beta^{m_{kj}}. \quad (5)$$

Taking the natural log of both side we get:

$$\ln n + \sum_{i=1}^t \ln(1 - (1 - \beta)F_{ij}) \geq m_{kj} \ln \beta \quad (6)$$

$$-\ln n - \sum_{i=1}^t \ln(1 - (1 - \beta)F_{ij}) \leq m_{kj} \ln(1/\beta). \quad (7)$$

Since, $\forall 0 < x < 1, -\ln(1 - x) > x$, following equation will be obtained:

$$-\ln n + (1 - \beta) \sum_{i=1}^t F_{ij} \leq m_{kj} \ln(1/\beta). \quad (8)$$

Using $M_j = \sum_{i=1}^t F_{ij}$, we conclude:

$$M_j \leq \frac{m_{kj} \times \ln(1/\beta) + \ln n}{(1 - \beta)}, \quad \forall (j, k). \quad (9)$$

Which completes the proof of theorem.

Now we have a bound for the expected number of mistakes that every learner will do in a sequence of trials. Since for each instance only one of these three learners responds and predicts the output label, in the following theorem we intend to find the total expected number of mistakes for the algorithm by aggregating the expected number of mistakes of these learners.

Theorem 2. *On any sequence of trials, the expected number of mistakes made by cascading randomized weighted majority algorithm(M_{CRWM}) satisfies the following condition.*

$$M_{CRWM} \leq \frac{\sum_{i=1}^3 m_i \times \ln(1/\beta) + 3 \ln n}{(1 - \beta)}, \quad (10)$$

where m_i is the number of mistakes made by the best expert of i^{th} learner so far, and n is the number of experts in each learner.

Proof. Since, each instance is classified by exactly one of the three learners, the expected number of mistakes made by cascading randomized weighted majority algorithm can be obtained with the following equation:

$$M_{CRWM} = \sum_{j=1}^3 M_j \quad (11)$$

By using Theorem 1 and defining k, k' and k'' as the index of the best expert of OL_1, OL_2 and OL_3 , respectively, we have:

$$M_{CRWM} \leq \frac{(m_{k1} + m_{k'2} + m_{k''3}) \times \ln(1/\beta) + 3 \ln n}{(1 - \beta)}. \quad (12)$$

For convenience we define m_i as the number of mistakes made by the best expert of i^{th} learner, So we would have:

$$M_{CRWM} \leq \frac{\sum_{i=1}^3 m_i \times \ln(1/\beta) + 3 \ln n}{(1 - \beta)}. \quad (13)$$

Which completes the proof of the theorem.

Now we need to know how suitable is this bound. For this purpose, we will compare the bound of CRWM algorithm with the bound of RWM algorithm in the following theorem.

Theorem 3. *The mistake bound for CRWM algorithm is better than RWM mistake bound, when the data size is going to be large.*

Proof. We know that the expected number of mistake for RWM Algorithm is bounded by the following inequality:

$$M_{RWM} \leq \frac{m \ln(1/B) + \ln n}{(1 - B)} = Bound_{RWM}. \quad (14)$$

We have already defined $Bound_{RWM}$ in the above equation In addition; using eq.(12), we define $Bound_{CRWM}$ as follows:

$$Bound_{CRWM} = \frac{(m_{k1} + m_{k'2} + m_{k''3}) \times \ln(1/\beta) + 3 \ln n}{(1 - \beta)}. \quad (15)$$

Now, it is needed to show that by increasing the number of incoming data, $Bound_{CRWM}$ is less than $Bound_{RWM}$, so we should have:

$$Bound_{CRWM} - Bound_{RWM} < 0. \quad (16)$$

Using the eq.(14) and the eq.(15) we derive the following inequality:

$$\frac{(m_{k1} + m_{k'2} + m_{k''3}) \times \ln(1/\beta) + 3 \ln n}{(1 - \beta)} - \frac{m \ln(1/B) + \ln n}{(1 - B)} < 0, \quad (17)$$

where m is the number of overall errors of the best expert. Lets suppose the index of the overall best expert is p . So, the number of mistakes made by the overall best expert in OL_1 is defined by m_{p1} and similarly m_{p2} and m_{p3} are the number of mistakes of the overall best expert in OL_2 and OL_3 , respectively. By using these definitions and considering the fact that $m = m_{p1} + m_{p2} + m_{p3}$, we can rewrite the above inequality as follows:

$$\frac{(m_{k1} - m_{p1} + m_{k'2} - m_{p2} + m_{k''3} - m_{p3}) \times \ln(1/\beta) + 2 \ln n}{(1 - \beta)} < 0. \quad (18)$$

Since k is the index of best expert in OL_1 , obviously $m_{k1} \leq m_{p1}$. This also stands for $m_{k'2}$ and $m_{k''3}$, so we have $m_{k'2} \leq m_{p2}$ and $m_{k''3} \leq m_{p3}$. By considering the region of instances that has been classified by j^{th} learner, we define K_j as the number of instances in this region and X_{ij} as the error rate of the i^{th} expert in j^{th} learner in the specified region of instances. So we would have:

$$m_{ij} = K_j * X_{ij}, \quad \forall(i, j). \quad (19)$$

As we mentioned earlier as our main hypothesis, the overall best expert does not have the best error rate in both positive and negative regions. So, following inequality holds.

$$X_{k1} < X_{p1} \text{ or } X_{k'2} < X_{p2}. \quad (20)$$

Without loss of generality, suppose $X_{k1} < X_{p1}$. So, we have $X_{k'2} = X_{p2}$ and $X_{k''3} = X_{p3}$. Using these facts and also eq.(19) we can rewrite the eq.(18) as follows:

$$\frac{K_1 \times (X_{k1} - X_{p1}) \times \ln(1/\beta) + 2 \ln n}{(1 - \beta)} < 0. \quad (21)$$

By some algebraic simplification, we obtain:

$$K_1 \times (X_{p1} - X_{k1}) > \frac{2 \ln n}{\ln(1/B)}. \quad (22)$$

In the above inequality, the only parameters that will be raised with increasing the size of dataset is K_1 and the other parameters, which are given bellow, are constants and limited.

$$X_{p1} - X_{k1} = C_0 > 0 \quad (23)$$

$$\frac{2 \ln n}{\ln(1/B)} = C_1 \geq 0. \quad (24)$$

Using the above definitions we can rewrite eq.(22) as follows:

$$K_1 \times C_0 > C_1. \quad (25)$$

Since K_1 is increasing with increase of the number of data instances, hence by increasing the number of data instances, the above equation would be true which means the mistake bound of CRWM would be better than the mistake bound of RWM, which completes the proof of the theorem.

4 Experimental Results

In this section, we compared the classification performance of the proposed method with randomized weighted majority, Online bagging and Online boosting on 14 datasets. These datasets are from the UCI

Machine Learning repository [31] to evaluate different aspects of the algorithms. The different characteristics of these datasets are shown in table 1. The number of instances in these datasets vary from 208 to 490000 and the number of attributes vary from 4 to 64. In order to show the effectiveness of the proposed method, some multi-class datasets are chosen as well as two-class datasets. All the four algorithms are implemented in JAVA using MOA framework. In all the implementations, we exploit naive Bayes as the base classifier algorithm, due to the fact that it is highly fast and can easily updated algorithm as well. In [19] the best performance of online bagging and online boosting achieved using 100 number of base classifiers. To have fair comparison we have used the same number of naive Bayes base classifiers in all of these methods.

Table 1: Datasets used for evaluation of algorithms

Dataset	#Examples	#Features	#Classes
Sonar	208	60	2
Ionosphere	351	34	2
Balance scale	625	4	3
Breast cancer	699	9	2
Diabetes	768	8	2
German credit	1000	20	2
Chess(rockvspawn)	3196	36	2
Spambase	4601	57	2
Optdigits	5620	64	10
Mushroom	8124	22	2
Pendigit	10992	16	10
Nursary	12960	8	5
Letter recognition	20000	16	26
KDDCup99	490000	42	23

There is only one parameters in the proposed algorithms, which is the penalty parameter (β) in both RWM and CRWM. We use $\beta = 0.5$ in all the experiments. Fig. 3 illustrates how the accuracies of RWM and CRWM algorithms depend on β . In this figure, the results of an experiment on only 4 datasets are shown. These results show that using this value for β the algorithms often do near the best performance.

The idea of looking for the experts with lowest FP rate seems problematic. For instance, if the expert predicts everything as negative, FP rate of it would be zero and similarly, concern is there for lowest FN rate. In order to avoid such problems, we can exploit a biased estimation of FP rate instead of FP rate itself.

$$FP\ Rate\ Biased\ Estimation = \frac{FP + n_p}{FP + TP + n}, \quad (26)$$

where, n_p and n are constant. For simplicity we can set n_p to 1 and n to 2. We also define the biased estimation of FN rate in the same way.

To determine the performance of the proposed algorithm, we compare the accuracy of CRWM algorithm with RWM, online bagging and online boosting. Table 2 shows the results of each of the algorithms on all the datasets. The performance measure used for comparison is the accuracy of the algorithms, which is the average accuracy of algorithms in 50 independent runs. The scenario which is used for evaluating the accuracy is the exact scenario of online learning; in which, every new instance is given to the algorithm and the algorithm makes its prediction. Then, the correct label would be given and will be compared to the output prediction of the algorithm.

As it has shown in table 2, the results of CRWM are dominant in most of the datasets. Another fact is that in the remaining datasets it has the second best performance. These stable results can be considered as a great power of the proposed method.

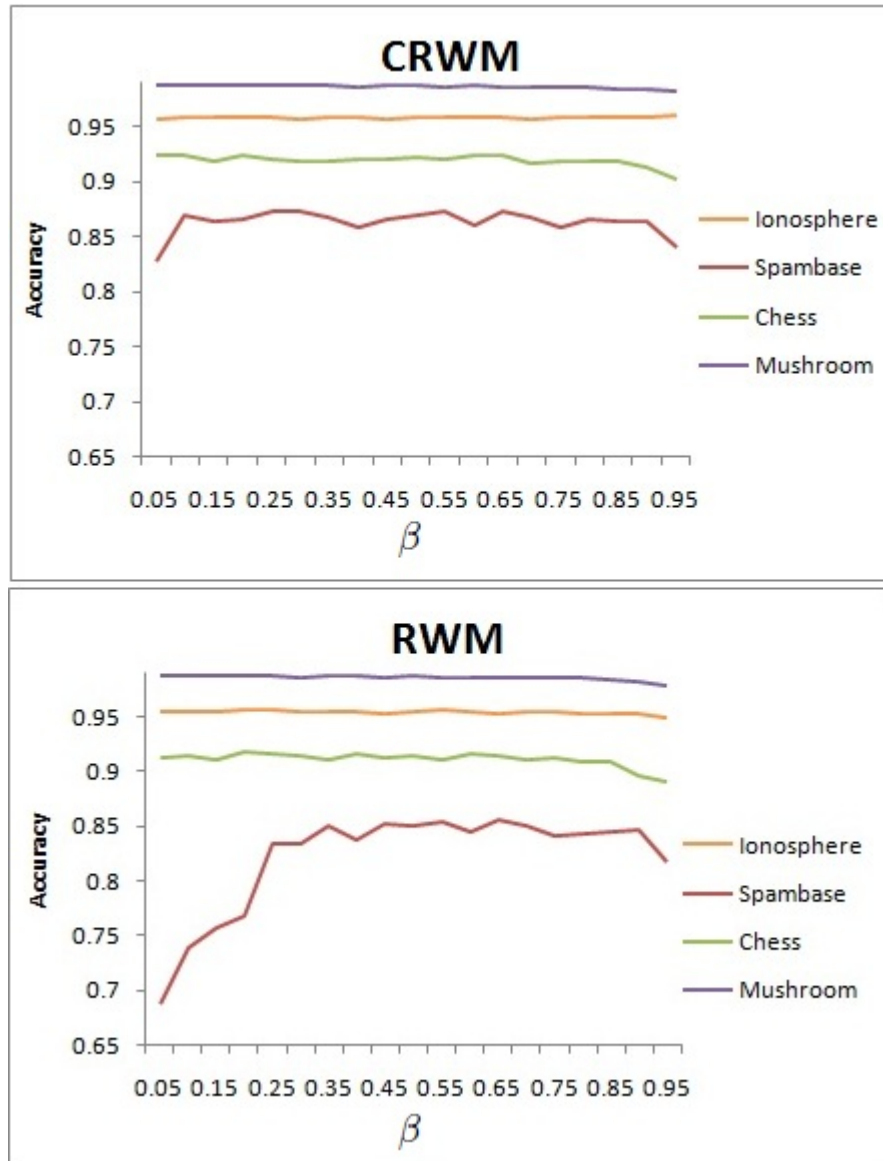


Fig. 3: Sensitivity of Accuracy to parameter β in RWM and CRWM

Another result that comes from table 2 is that the accuracy of CRWM is higher compared to RWM in all the datasets, which means our theoretical bound is fully supported by our experimental results. Although we have shown that the CRWM obtains more reasonable results when the number of data is increased, we can see even in datasets with a few number of instances that the CRWM algorithm has better accuracy compared to the RWM, which shows another power of the CRWM algorithm.

While in some data sets there is significant difference between accuracy of CRWM and other algorithms, in some others the difference is not very clear. So, we have arranged student's t-test to clarify this ambiguity. Table 3 shows the result of paired student's t-test between CRWM and the other three algorithms. The output of this test is P-value. A P-value below 0.05 is generally considered statistically

Table 2: Accuracy of different algorithms

Dataset	Online Bagging	Online Boosting	RWM	CRWM
Sonar	67.68	68.69	66.38	67.73
Ionosphere	85.26	86.13	82.23	86.24
Balance scale	83.52	75.31	73.76	82.86
Breast cancer	95.91	94.03	93.97	95.77
Diabetes	74.28	67.91	71.79	74.43
German credit	73.69	67.94	72.95	73.55
Chess(rockvspawn)	86.81	90.88	90.96	91.37
Spambase	78.99	84.07	85.95	87.32
Optdigits	89.46	87.51	89.13	89.94
Mushroom	95.25	99.71	97.29	98.63
Pendigit	85.61	86.23	85.33	86.27
Nursary	89.88	89.52	85.1	89.96
Letter recognition	63.4	58.93	63.89	64.53
KDDCup99	96.86	96.41	96.51	97.67

significant, So the one who has better average is considered to have better results than the other. while one of 0.05 or greater indicates no difference between the groups. In this table, a blue cell shows there is no difference. Using the output P-value of this test we have arranged table3. In which, a red cell means CRWM is worse than the specified algorithm on specified dataset, while black cells; which cover most of the table (36/42 number of cells), show that CRWM is better in compared to that algorithm on that dataset. As it is clear, only 3 cells of the table are red and just 6 cells are blue, which means the great performance of CRWM algorithm in compared to other algorithms and it confirms the results of table 2.

Table 3: Paired student's t-test between CRWM and other algorithms

Dataset	CRWM vs. Bagging	CRWM vs. Boosting	CRWM vs. RWM
Sonar	draw	draw	win
Ionosphere	win	draw	win
Balance scale	lose	win	win
Breast cancer	lose	win	win
Diabetes	draw	win	win
German credit	draw	win	win
Chess(rockvspawn)	win	win	win
Spambase	win	win	win
Optdigits	win	win	win
Mushroom	win	lose	draw
Pendigit	win	win	win
Nursary	win	win	win
Letter recognition	win	win	win
KDDCup99	win	win	win
OVERALL(win/draw/lose)	9/3/2	11/2/1	13/1/0

Considering the cascading structure of CRWM and also its outstanding results, it seems that this excellence is obtained with the cost of more tuning time. However, the results of table 4 refuse this view. Table 4 shows the running time required for each algorithm on every dataset. The results of this table show that there is no significant difference in running time between CRWM, RWM and Online Bagging,

Even though the number of weight factors in CRWM depend on the number of classes, it still exploits the same number of base classifiers as other algorithms, which is the main factor in running time of the algorithms. In addition, after receiving the correct label, CRWM gives it to only one of the learners to learn and justify its weights. These points of view indicate why there is no great difference between the running times of this algorithms. The only reason that makes a little difference in running times is the overhead of creating and using more weight factors,

Table 4: Running times (sec.)

Dataset	Online Bagging	Online Boosting	RWM	CRWM
Sonar	0.54	1.12	0.53	0.57
Ionosphere	0.66	1.22	0.68	0.7
Balance scale	0.1	0.17	0.1	0.16
Breast cancer	0.24	0.34	0.23	0.27
Diabetes	0.17	0.36	0.17	0.21
German credit	0.34	0.72	0.4	0.44
Chess(rockvspawn)	0.98	1.84	0.96	1.45
Sambase	8.1	10.3	8.05	8.78
Optdigits	50.6	83.1	49.1	54.8
Mushroom	1.7	2.07	1.6	2.18
Pendigit	25.8	40.6	26.1	28.4
Nursary	1.23	5.61	1.28	2.27
Letter recognition	102	196	106	111
KDDCup99	6674	9017	6232	6750

Table 5 aims to confirm our main hypothesis about comparison of the values of best FP rate, best FN rate and best error rate among the base classifiers. A green cell in the best FP rate and best FN rate columns means that the value is better than the corresponding error rate value, and existence of such cell in every row is exactly what we have assumed to be true in every groups of base classifiers.

Table 5: best FP, FN and error rate among the base classifiers

Dataset	best FP rate	best FN rate	best error rate
Sonar	0.306	0.222	0.277
Ionosphere	0.077	0.083	0.112
Breast cancer	0.011	0.061	0.035
Diabetes	0.293	0.206	0.238
German credit	0.201	0.394	0.251
Chess(rockvspawn)	0.098	0.059	0.085
Spambase	0.038	0.132	0.133
Mushroom	0.02	0.001	0.019

Table 6 aims to compare the mistake bound of CRWM and RWM with each other for the two-class datasets used in our experiments. It also compares these theoretical mistake bounds with the experimental results. In this experiment, the value of theoretical mistake bound is calculated using the results of table 5 and some other parameters that exist in corresponding formulas. As it is shown in table 6, the theoretical mistake bound is always greater than the corresponding experimental result, which confirms the accuracy of calculated mistake bound. In addition, when the size of datasets is small, the mistake bound of RWM

is lower than the one of CRWM. However, in larger datasets the mistake bound of CRWM excels its rival, which is exactly the point that we have mentioned in theorem 3.

Table 6: Number of Mistakes in Theoretical Mistake Bound vs. Experimental Result

Dataset	CRWM		RWM	
	Mistake bound	Result	Mistake bound	Result
Sonar	103	66	88.6	69
Ionosphere	68.9	47	63.4	61
Cancer	55.6	29	42.4	41
Diabetes	270	195	260	214
German credit	350	262	354	267
Chess(rockvspawn)	376	273	381	286
spambase	650	578	847	640
mushroom	145	110	227	218

5 Conclusion and Future Works

In this paper, we proposed a new online ensemble learning algorithm, called CRWM. It is shown that CRWM’s mistake bound is better than that of RWM’s when the size of the input is increased. In addition, the experimental results reveal that CRWM obtains a better accuracy compared to RWM with a wide range of input sizes. By carrying out several experiments, we have shown that this new algorithm outperforms other online ensemble learning algorithms. It usually acquires the best performance or the second best performance among these algorithms, indicating its superiority among them.

In this study, we did not address imbalanced datasets. However, the structure of CRWM that focuses on each class separately, provides us a powerful facility in defining different cost functions on each class. Besides, it provides us with a means to change the order of online learners. For instance, for classes that are needed to have more true positive we can move their corresponding learners to the top of the structure. Inversely, whenever the false positive of a specified class is significant we can move the corresponding learner to the bottom of CRWM structure. This dynamic structure is a powerful feature that distinguishes CRWM from other similar algorithms.

Clearly, using different base classifiers for each learner may lead to a better accuracy. In addition, utilizing one-class classifiers as base classifiers would cause great effects on accuracy. However it is needless to say that, using more base classifiers lead to an increase in running time of the algorithm. While, using just different weight factors, as we did in CRWM, does not affect it so much. This means that, whenever the running time is not an important factor for the algorithm we can use different base classifiers for each learner or even use one-class classifiers to get better results.

References

1. C. Schaffer, “Selecting a classification method by cross-validation,” *Machine Learning*, vol. 13, no. 1, pp. 135–143, 1993.
2. E. Bauer and R. Kohavi, “An empirical comparison of voting classification algorithms: Bagging, boosting, and variants,” *Machine learning*, vol. 36, no. 1-2, pp. 105–139, 1999.
3. A. Chernov, Y. Kalnishkan, F. Zhdanov, and V. G. Vovk, “Supermartingales in prediction with expert advice,” *Theoretical Computer Science*, vol. 411, no. 29, pp. 2647–2669, 2010.
4. N. Cesa-Bianchi, *Prediction, learning, and games*. Cambridge University Press, 2006.

5. V. G. Vovk and F. Zhdanov, "Prediction with expert advice for the brier game," *The Journal of Machine Learning Research*, vol. 10, pp. 2445–2471, 2009.
6. V. G. Vovk, "A game of prediction with expert advice," in *Proceedings of the eighth annual conference on Computational learning theory*. ACM, 1995, pp. 51–60.
7. M. F. Saeedian and H. Beigy, "Learning to filter spam e-mails: An ensemble learning approach," *International Journal of Hybrid Intelligent Systems*, vol. 9, no. 1, pp. 27–43, 2012.
8. Z. Yang, X. Nie, W. Xu, and J. Guo, "An approach to spam detection by naive bayes ensemble based on decision induction," in *the Sixth International Conference on Intelligent Systems Design and Applications (ISDA'06)*, vol. 2. IEEE, 2006, pp. 861–866.
9. R. Neumayer, "Clustering based ensemble classification for spam filtering," in *the 7th Workshop on Data Analysis (WDA06)*, 2006, pp. 11–22.
10. S. Mukkamala, A. H. Sung, and A. Abraham, "Intrusion detection using an ensemble of intelligent paradigms," *Journal of network and computer applications*, vol. 28, no. 2, pp. 167–182, 2005.
11. W. Fan and S. J. Stolfo, "Ensemble-based adaptive intrusion detection," in *the 2nd SIAM International Conference on Data Mining (SDM 2002)*. SIAM, 2002.
12. S. Chebrolu, A. Abraham, and J. P. Thomas, "Feature deduction and ensemble design of intrusion detection systems," *Computers & Security*, vol. 24, no. 4, pp. 295–307, 2005.
13. S. Avidan, "Ensemble tracking," *IEEE Transactions on Pattern Analysis and Machine Intelligence*, vol. 29, no. 2, pp. 261–271, 2007.
14. M. Tian, W. Zhang, and F. Liu, "On-line ensemble svm for robust object tracking," ser. Lecture Notes in Computer Science. Springer Berlin Heidelberg, 2007, vol. 4843, pp. 355–364.
15. S. Sadeghi and H. Beigy, "A new ensemble method for feature ranking in text mining," *International Journal on Artificial Intelligence Tools*, vol. 22, no. 3, 2013.
16. L. Breiman, "Bagging predictors," *Machine learning*, vol. 24, no. 2, pp. 123–140, 1996.
17. Y. Freund and R. E. Schapire, "Experiments with a new boosting algorithm," in *ICML*, vol. 96, 1996, pp. 148–156.
18. J. R. Quinlan, "Bagging, boosting, and C4.5," in *the Thirteenth National Conference on Artificial Intelligence (AAAI 1996)*, 1996.
19. N. C. Oza, "Online bagging and boosting," in *IEEE international conference on Systems, man and cybernetics*, vol. 3. IEEE, 2005, pp. 2340–2345.
20. P. Sobhani and H. Beigy, "New drift detection method for data streams," in *Lecture Notes in Computer Science*, vol. 6943. Springer, 2011, pp. 88–97.
21. Z. Ahmadi and H. Beigy, "Semi-supervised ensemble learning of data streams in the presence of concept drift," in *Lecture Notes in Computer Science*, vol. 7209. Springer, 2012, pp. 526–537.
22. M. J. Hosseini, Z. Ahmadi, and H. Beigy, "New management operations on classifiers pool to track recurring concepts," in *Lecture Notes in Computer Science*, vol. 7448. Springer, 2012, pp. 327–339.
23. —, "Using a classifier pool in accuracy based tracking of recurring concepts in data stream classification," *Evolving Systems*, vol. 4, no. 1, pp. 43–60, 2013.
24. R. A. Jacobs, M. I. Jordan, S. J. Nowlan, and G. E. Hinton, "Adaptive mixtures of local experts," *Neural computation*, vol. 3, no. 1, pp. 79–87, 1991.
25. M. I. Jordan and R. A. Jacobs, "Hierarchical mixtures of experts and the em algorithm," *Neural computation*, vol. 6, no. 2, pp. 181–214, 1994.
26. A. DeSantis, G. Markowsky, and M. N. Wegman, "Learning probabilistic prediction functions," in *the 29th Annual Symposium on Foundations of Computer Science, 1988*. IEEE, 1988, pp. 110–119.
27. N. Littlestone and M. K. Warmuth, "The weighted majority algorithm," *Information and computation*, vol. 108, no. 2, pp. 212–261, 1994.
28. V. G. Vovk, "Aggregating strategies," in *third Workshop on Computational Learning Theory*. Morgan Kaufmann, 1990, pp. 371–383.
29. N. Cesa-Bianchi, Y. Mansour, and G. Stoltz, "Improved second-order bounds for prediction with expert advice," *Machine Learning*, vol. 66, no. 2-3, pp. 321–352, 2007.
30. A. Blum, "On-line algorithms in machine learning," in *Online Algorithms*, ser. Lecture Notes in Computer Science, A. Fiat and G. Woeginger, Eds. Springer Berlin Heidelberg, 1998, vol. 1442, pp. 306–325.
31. K. Bache and M. Lichman, "UCI machine learning repository," 2013. [Online]. Available: <http://archive.ics.uci.edu/ml>