

Compressive sensing based Bayesian sparse channel estimation for OFDM communication systems: high performance and low complexity

Guan Gui[#], Li Xu^{*}, Lin Shan⁺, and Fumiyuki Adachi[#]

[#]Department of Communications Engineering, Graduate School of Engineering, Tohoku University, Sendai, 980-8579 Japan

^{*}Faculty of Systems Science and Technology, Akita Prefectural University, Akita, 015-0055, Japan

⁺ Wireless Network Research Institute, National Institute of Information and Communications Technology (NICT), Yokosuka, 239-0847, Japan

Email: gui@mobile.ecei.tohoku.ac.jp

Abstract

In orthogonal frequency division modulation (OFDM) communication systems, channel state information (CSI) is required at receiver due to the fact that frequency-selective fading channel leads to disgusting inter-symbol interference (ISI) over data transmission. Broadband channel model is often described by very few dominant channel taps and they can be probed by compressive sensing based sparse channel estimation (SCE) methods, e.g., orthogonal matching pursuit algorithm, which can take the advantage of sparse structure effectively in the channel as for prior information. *However, these developed methods are vulnerable to both noise interference and column coherence of training signal matrix.* In other words, the primary objective of these conventional methods is to catch the dominant channel taps without a report of posterior channel uncertainty. *To improve the estimation performance, we proposed a compressive sensing based Bayesian sparse channel estimation (BSCE) method which can not only exploit the channel sparsity but also mitigate the unexpected channel uncertainty without scarifying any computational complexity.* The proposed method can

reveal potential ambiguity among multiple channel estimators that are ambiguous due to observation noise or correlation interference among columns in the training matrix. Computer simulations show that propose method can improve the estimation performance when comparing with conventional SCE methods.

Keywords: Bayesian sparse channel estimation, compressive sensing, minimum mean square error.

1. Introduction

In broadband wireless communication systems using orthogonal frequency division modulation (OFDM), frequency-selective fading is incurred by the reflection, diffraction and scattering of the transmitted signals due to the buildings, large moving vehicles, mountains, etc. Such fading phenomenon distorts received signals and poses critical challenges in the design of communication systems for high-rate and high-mobility wireless communication applications. Hence, accurate channel estimation becomes a fundamental problem of such communication systems. In last several years, various linear estimation methods have been proposed based on the assumption of rich multipath channel model. However, recently, a lot of physical channel measurements verified the channel taps exhibit sparse distribution [1]–[3] due to the broadband signal transmission. A typical example of sparse multipath channel is shown in Fig. 1 where the length is 100 while the number nonzero taps is 5 only. Note that different broadband transmission may incur different channel structures in wireless communications systems as shown in Tab. 1.

To improve the estimation performance, extra sparse structure information can be exploited as prior information. Thanks to the development of compressive sensing [4], [5], many sparse channel estimation (CCE) methods have been proposed for exploiting the channel sparsity. In [6], orthogonal matching pursuit (OMP) algorithm with application to sparse multipath channel estimation in the OFDM systems. In [7][8], sparse channel estimation methods have been proposed using compressive sampling matching pursuit (CoSaMP) algorithm [9] in frequency-selective and doubly-selective channel fading communication systems. In [10], to further reduce the computational complexity,

sparse channel estimation using smooth ℓ_0 -norm (SLO) algorithm [11] has been proposed. Compared to traditional linear methods, sparse channel estimation methods have two obvious advantages: spectral efficiency and lower performance bound. For one thing, improve the spectral efficiency by utilizing less training sequence can achieve the same estimation performance as linear methods. For another, obtain the lower performance bound by exploiting channel sparsity due to the fact less active channel freedom of degree is acquired [12].

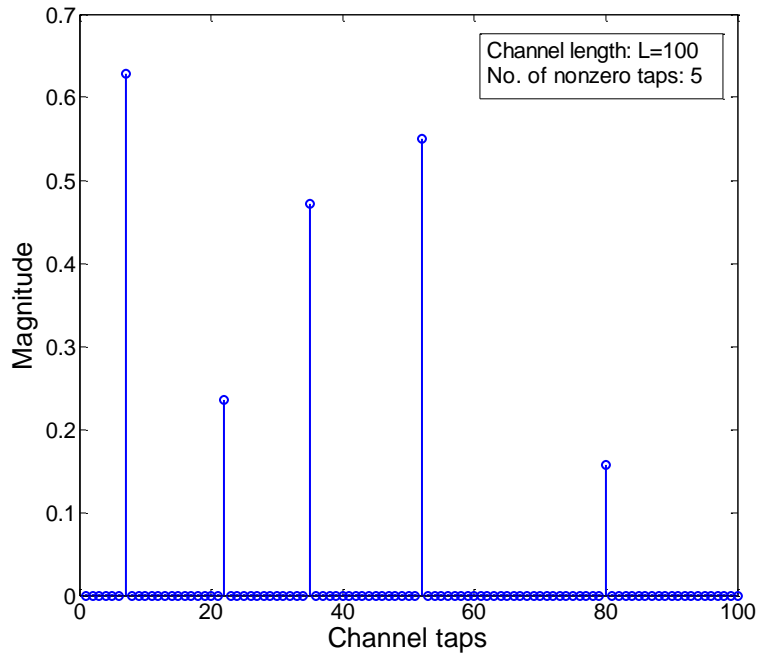


Fig. 1. A typical example of sparse multipath channel.

Conventional sparse channel estimation methods have a cardinal objective that try to probe the dominant channel taps as much as accurate, while neglect the posterior information report from additive noise received signal. These proposed channel estimation methods are termed as model selection or basis selection. Unfortunately, their estimation performances are often degraded due to the neglecting channel model uncertainty [13][14]. To mitigate the unexpected model uncertainty, Bayesian compressive sensing (BCS) [15] and an slight improved Bayesian compressive sensing using laplace priors (BCS-LAP) [16] could be adopted for estimating sparse channel. The estimation

performance could be improved effectively but at the cost of high computational complexity when comparing with existing simple algorithms (e.g., OMP [6] and SLO [11]). Hence, it is impractical to employ this algorithm in real communication systems.

Table 1. Channel structures in different mobile communication systems.

Generations of mobile communication systems [17]	2G Cellular (IS-95)	3G Cellular (WCDMA)	4G/5G Cellular (LTE-Advanced~)
Transmission bandwidth	1.23MHz	10MHz	20MHz~100MHz
Time delay-spread (assume)	0.5 μs	0.5 μs	0.5 μs
Sampling channel length	1	10	20~100
Number of nonzero taps	1	4	2~10
Channel structure model	dense	approximate sparse	sparse

Unlike these aforementioned methods, in this paper, we propose an improved Bayesian sparse channel estimation (BSCE) method while its computational complexity is comparable with OMP and SLO. Our proposed Bayesian channel method can be divided into two steps: position detection of dominant channel taps and channel estimation using minimum mean square error (MMSE). In general, our proposed Bayesian estimation method provides model uncertainty which reveals uncertainty among multiple possible position sets of dominant channel taps that are ambiguous due to observation noise or correlation among columns in the training matrix. Furthermore, the complexity of the propose method is relative lower due to its smaller search space when compare to conventional methods. Simulation results are given to verify two folds: performance and complexity. Note that estimation performance is evaluated by two metrics: mean-square-error (MSE) and bit-error rate (BER), while computational complexity is measured coarsely by CPU time of computer.

The remainder of this paper is organized as follows. An simple OFDM system model is described and problem formulation is given in Section 2. In section 3, the BSCE method is proposed in OFDM systems. Computer simulation results are given in Section 4 in order to evaluate and compare

performance of the BSCE method with conventional methods. Finally, we conclude the paper in Section 5.

Notation: Throughout the paper, matrices and vectors are represented by boldface upper case letters (i.e., \mathbf{X}) and boldface lower case letters (i.e., \mathbf{x}), respectively; the superscripts $(\cdot)^T$, $(\cdot)^H$, $(\cdot)^{-1}$ and $\text{diag}(\cdot)$ denote the transpose, the Hermitian transpose, the inverse and diagonal operators, respectively; $E\{\cdot\}$ denotes the expectation operator; $\|\mathbf{h}\|_0$ is the ℓ_0 -norm operator that counts the number of nonzero taps in \mathbf{h} and $\|\mathbf{h}\|_p$ stands for the ℓ_p -norm operator which is computed by $\|\mathbf{h}\|_p = (\sum_l |h_l|^p)^{1/p}$, where $p \in \{1, 2\}$ is considered in this paper.

2. System model and problem formulation

Consider a frequency-selective multipath channel whose impulse response is given by

$$\mathbf{h} = \sum_{l=0}^{L-1} h_l \delta(\tau - \tau_l), \quad (1)$$

where L is the number of multipaths, and h_l and τ_l are the (complex) channel gain and the delay spread, respectively, of path l at time t . Hence, the L -length discrete channel vector can be written as $\mathbf{h} = [h_0, h_1, \dots, h_{L-1}]^T$. Let the OFDM system uses size- N discrete Fourier transform (DFT) and its number of pilot subcarriers is N_p . To avoid inter-symbol interference (ISI), we assume that the length N_g of the zero-padding cyclic prefix (CP) in the OFDM symbols is larger than maximum delay spread τ_{\max} , where $\tau_{\max} \geq \tau_l$, $l = 0, 1, \dots, L-1$. Suppose that $\bar{X}(i)$ denote i -th subcarrier in an OFDM symbol, where $i = 0, 1, \dots, N-1$. If the coherence time of the channel is much larger than the OFDM symbol duration T , then the channel can be considered quasi-static over an OFDM symbol. Let $\bar{\mathbf{y}}$ be the vector of received signal samples in one OFDM symbol after DFT, then

$$\bar{\mathbf{y}} = \bar{\mathbf{X}} \bar{\mathbf{h}} + \bar{\mathbf{z}} = \bar{\mathbf{X}} \mathbf{F} \mathbf{h} + \bar{\mathbf{z}} = \mathbf{X} \mathbf{h} + \mathbf{z}, \quad (2)$$

where $\bar{\mathbf{X}} = \text{diag}\{X(0), X(1), \dots, X(N-1)\}$ denotes diagonal subcarrier matrix, $\bar{\mathbf{h}}$ is the channel frequency response (CFR) in frequency-domain, $\bar{\mathbf{z}}$ is assumed to be additive white Gaussian noise

(AWGN) with variance σ^2 . \mathbf{F} is an $N \times L$ partial DFT matrix with its k -th row which is easily given by $1/\sqrt{N} [0, e^{-j2\pi k/N}, \dots, e^{-j2\pi k(L-1)/N}]$ and $\mathbf{X} = \bar{\mathbf{X}}\mathbf{F} = [\mathbf{x}_0, \dots, \mathbf{x}_l, \dots, \mathbf{x}_{L-1}]$ denotes an $N \times L$ equivalent time-domain signal matrix. In addition, $\mathbf{h} = [h_0, h_1, \dots, h_{L-1}]^T$ denotes a $L \times 1$ time-domain channel vector. Since $\bar{\mathbf{h}} = \mathbf{F}\mathbf{h}$, hence, the frequency-domain channel impulse response $\bar{\mathbf{h}}$ lies in the time-delay spread domain.

Assuming a binary random vector $\mathbf{g} = [g_0, g_1, \dots, g_{L-1}]^T$ denote an taps' position indicator of sparse channel vector \mathbf{h} which is generated from a Gaussian mixture density (GMD) function as

$$\{\mathbf{h} | \mathbf{g}\} \sim \mathcal{CN}(\mathbf{0}, \mathbf{R}(\mathbf{g})), \quad (3)$$

where the covariance matrix $\mathbf{R}(\mathbf{g})$ is determined by position indicator \mathbf{g} . For a better understanding, we take $\mathbf{R}(\mathbf{g})$ to be diagonal element with $[\mathbf{R}(\mathbf{g})]_{ll} = \sigma_l^2 = \sigma_1^2$ for $l = 0, 1, \dots, L-1$, implying that $\{h_l | g_l\}_{l=0}^{L-1}$ are independent with Gaussian distribution $\{h_l | g_l\} \sim \mathcal{CN}(0, \sigma_1^2)$. Assume that the position indices $\{g_l\}_{l=0}^{L-1}$ are satisfied Bernoulli distribution with probability $p_{1,l}$, then the probability of nonzero and zero channel taps of channel vector \mathbf{h} can be written as

$$\begin{cases} h_l \neq 0 \Leftarrow \Pr\{g_l = 1\} = p_{1,l} \\ h_l = 0 \Leftarrow \Pr\{g_l = 0\} = 1 - p_{1,l} \end{cases} \quad (4)$$

for $l = 0, 1, \dots, L-1$. According to (4), one can easily find $\|\mathbf{h}\|_0 = \|\mathbf{g}\|_1$. In real communication systems, broadband channels are often described by sparse models [18], [19]. Hence, we choose $\sigma_0^2 = \text{var}\{h_0 | g_0\} = 0$ and $p_1 = \sum_{l=0}^{L-1} p_{1,l} \ll 1$, which equivalents to that the channel vector \mathbf{h} has relatively few dominant channel taps. In other words, sparseness of channel vector \mathbf{h} depends on the probability p_1 as shown in Fig. 2. Smaller probability p_1 implies sparser channel vector \mathbf{h} and vice versa.

The research objective of this paper is to estimate the sparse channel vector \mathbf{h} using received signal vector \mathbf{y} and training signal matrix \mathbf{X} . Hence, the system model can be assumed satisfying distribution as

$$\begin{bmatrix} \mathbf{y} \\ \mathbf{h} \end{bmatrix} | g \sim \mathcal{CN} \left(\mathbf{0}, \begin{bmatrix} \mathbf{C}(g) & \mathbf{X}\mathbf{R}(g) \\ \mathbf{R}(g)\mathbf{X}^T & \mathbf{R}(g) \end{bmatrix} \right) = \mathcal{CN} \left(\mathbf{0}, \begin{bmatrix} \mathbf{C}(g) & \sigma_1^2 \mathbf{X}\mathbf{I}_L \\ \sigma_1^2 \mathbf{I}_L \mathbf{X}^T & \sigma_1^2 \mathbf{I}_L \end{bmatrix} \right), \quad (5)$$

where $\mathbf{C}(g) := \mathbf{X}\mathbf{R}(g)\mathbf{X}^T + \sigma_n^2 \mathbf{I}_N = \sigma_1^2 \mathbf{X}\mathbf{I}_L \mathbf{X}^T + \sigma_n^2 \mathbf{I}_N$ is the covariance matrix of $\{\mathbf{y}|g\}$. That is

$$\{\mathbf{y}|g\} \sim \mathcal{CN}(\mathbf{0}, \sigma_1^2 \mathbf{X}\mathbf{I}_L \mathbf{X}^T + \sigma_n^2 \mathbf{I}_L).$$

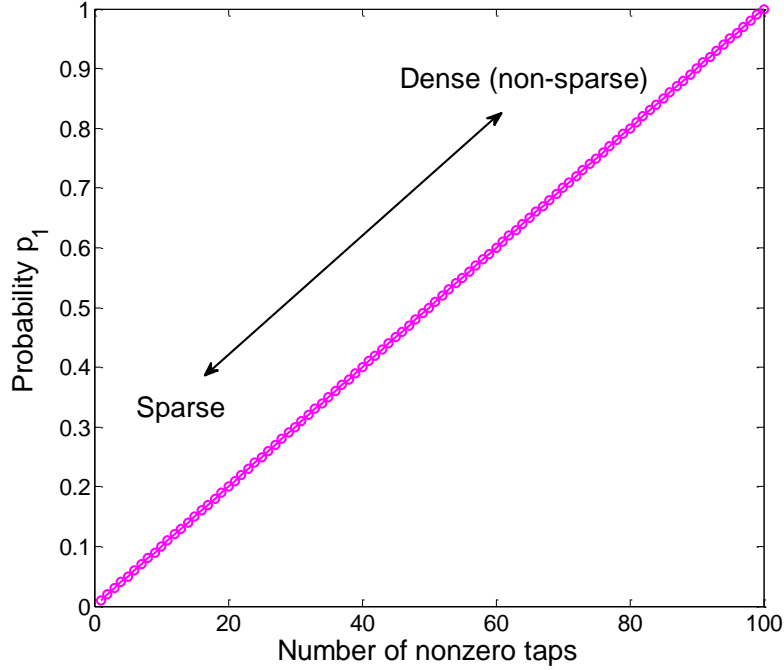


Fig. 2. Sparseness of channel vector \mathbf{h} depends on the probability p_1 .

3. Compressive sensing based Bayesian sparse channel estimation

In this section, compressive sensing based Bayesian sparse channel estimation is proposed in two steps: 1) *detect the position set of dominant channel taps* and 2) *then estimate sparse channel $\tilde{\mathbf{h}}$ using MMSE algorithm*. Obviously, how to find the dominant channel taps' position is a key technique with low-complexity Bayesian method for estimating sparse channels.

3.1. Position detection on dominant channel taps

According to the well-known Bayesian rules, the posterior of position indicator g can be written as

$$P(g|\mathbf{y}) = \frac{P(\mathbf{y}|g)P(g)}{\sum_{g' \in G} P(\mathbf{y}|g')P(g')}, \quad (6)$$

where $G = \{0,1\}^L$ denote all of possible position index sets of channel taps as shown in Fig. 3. Eq. (6) implies that estimating $\{P(g|\mathbf{y})\}_{g \in G}$ reduces to estimating $\{P(\mathbf{y}|g)P(g)\}_{g \in G}$. Due to the extremely computational complexity in (6), the huge size of G makes it impractical to compute $P(g|\mathbf{y})$ or $\{P(\mathbf{y}|g')P(g')\}$ for all $g' \in G$ in the case of high-dimensional broadband channels. By considering sparse structure in channels, only posteriors of dominant taps' position are needed for sparse channel estimation. Assuming the set G_* responsible for position indicator of dominant channel taps, then the search space in G_* rather than G can be quite small and therefore practical to compute. Hence, the posteriors of dominant channel taps can be approximated by

$$P(g|\mathbf{y}) \approx \frac{P(\mathbf{y}|g)P(g)}{\sum_{g' \in G_*} P(\mathbf{y}|g')P(g')}, \quad (7)$$

for dominant channel set G_* . Hence, exploiting the dominant channel taps set G_* reduces to the search for $g \in G_*$ which only computes the dominant values of $P(\mathbf{y}|g)P(g)$ in (7). First of all, the probability density function (PDF) $P(\mathbf{y}|g)$ for position indicator $g \in G_*$ can be written as

$$P(\mathbf{y}|g) = \frac{1}{\sqrt{(2\pi)^L \det(\mathbf{C}(g))}} \exp\left(-\frac{1}{2}\mathbf{y}^T \mathbf{C}^{-1}(g)\mathbf{y}\right). \quad (8)$$

By transformed it in log-domain for convenience, then the position indicator (PI) $\text{PI}(g, \mathbf{y})$ can be given by

$$\begin{aligned} \text{PI}(g, \mathbf{y}) &\triangleq \ln P(\mathbf{y}|g)P(g) = \ln P(\mathbf{y}|g) + \ln P(g) \\ &= \ln P(\mathbf{y}|g) + \|\mathbf{g}\|_0 \ln p_1 + (L - \|\mathbf{g}\|_0) \ln(1 - p_1) \\ &= -\frac{L}{2} \ln 2\pi - \frac{1}{2} \ln \det(\mathbf{C}(g)) - \frac{1}{2} \mathbf{y}^T \mathbf{C}^{-1}(g)\mathbf{y} \\ &\quad + \|\mathbf{g}\|_0 \ln \frac{p_1}{1 - p_1} + L \ln(1 - p_1), \end{aligned} \quad (9)$$

which is a metric of position indicator g . According to $\text{PI}(g, \mathbf{y})$ in (9), one can easily find that the position indicator depends on received signal, channel length, position indicator and probability of nonzero taps. Due to the positive exponent relationship $P(g | \mathbf{y}) = e^{\text{PI}(g, \mathbf{y})}$, $\text{PI}(g, \mathbf{y})$ in (9) can also be considered as a measure function of $P(g | \mathbf{y})$ on dominant channel taps. However, it is still unfeasible to get the position information of channel in practical system without considering channel estimation. According to [20], the mathematical expectation of $\text{PI}(g, \mathbf{y})$ can be given by

$$E \{ \text{PI}(g, \mathbf{y}) \} = 2N + Lp_1(1 - p_1) \left(\ln \left[\left(\frac{\sigma_1^2}{\sigma^2} + 1 \right) \frac{(1 - p_1)}{p_1} \right] \right)^2. \quad (10)$$

For a given pair $\{g', \mathbf{y}\}$, $\text{PI}(g', \mathbf{y})$ can be used to compare the mean $E\{\text{PI}(g', \mathbf{y})\}$ and standard deviation $\sqrt{\text{var}\{\text{PI}(g', \mathbf{y})\}}$ in order to get a rough evaluation of (g', \mathbf{y}) which whether or not has a dominant probability.

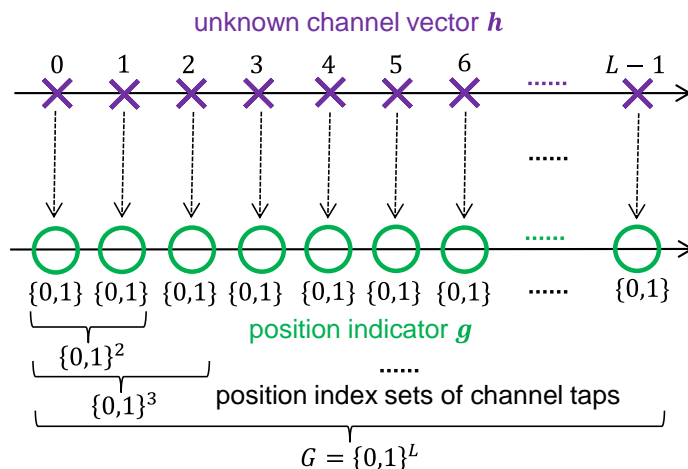


Fig. 3. Graph illustration for all of possible position index set of channel taps.

To reduce the search space in position set, we resort to an efficient method [13] to determine G_* as follows. The basic idea is that the position set g of unknown channel yielding the dominant values of $P(g | \mathbf{y})$ is equivalent to the high probability of $\text{PI}(g, \mathbf{y})$. The search starts with $g = \mathbf{o}$ and the initial position set is set as $G^{(0)}$. If we change each element in g and then it yields L position indicators. Consider all of position indicators in a set and refer it to $G^{(1)}$. The metrics $\text{PI}(g, \mathbf{y})$ for the L PI

For use with the aforementioned Bayesian matching pursuit (BMP) algorithm, we consider a fast metric update which computes the change in $\text{PI}(\cdot)$ that results from the activation of a position of nonzero tap. More precisely, if we denote by g_l the vector identical to g except for the l -th coefficient, which is active in g_l but inactive in g (i.e., $[g_l]_l = 1$ and $[g]_l = 0$), then it is defined as

$$d_l(g) \triangleq \text{PI}(g_l, \mathbf{y}) - \text{PI}(g, \mathbf{y}), \quad (11)$$

to track the change of active positions. Note that the $\text{PI}(g, \mathbf{y})$ at the initial step is set as

$$\text{PI}(\theta, \mathbf{y}) = -\frac{L}{2} \ln 2\pi - \frac{N}{2} \ln \sigma_1^2 - \frac{1}{2\sigma_1^2} \|\mathbf{y}\|_2^2 + L \ln(1 - p_1), \quad (12)$$

via (9) and the fact that $C(\theta) = \sigma_1^2 I_L$. To obtain the fast PI update, we start with the property that, for any l and g ,

$$C(g_l) = C(g) + \sigma_1^2 \mathbf{x}_l \mathbf{x}_l^T, \quad (13)$$

for which the matrix inversion lemma implies

$$C^{-1}(g_l) = C^{-1}(g) - \sigma_1^2 \beta_l \mathbf{b}_l \mathbf{b}_l^T, \quad (14)$$

$$C^{-1}(g) = \frac{1}{\sigma^2} I_N - \sigma_1^2 \sum_{i=1}^p \beta^{(i)} \mathbf{b}^{(i)} (\mathbf{b}^{(i)})^T \quad (15)$$

$$\mathbf{b}_l \triangleq C^{-1}(g) \mathbf{x}_l = \frac{1}{\sigma^2} \mathbf{x}_l - \sigma_1^2 \sum_{i=1}^p \beta^{(i)} \mathbf{b}^{(i)} (\mathbf{b}^{(i)})^T \mathbf{x}_l \quad (16)$$

where $\mathbf{b}_l := C^{-1}(g) \mathbf{x}_l$ and $\beta_l := (1 + \sigma_1^2 \mathbf{x}_l^T \mathbf{b}_l)^{-1}$. Notice that the cost of computing β_l in (14) is $\mathcal{O}(LN^2)$

if standard matrix multiplication is used [13]. According to previous analysis, we can get

$$\begin{aligned} \mathbf{y}^T C^{-1}(g_l) \mathbf{y} &= \mathbf{y}^T (C^{-1}(g) - \sigma_1^2 \beta_l \mathbf{b}_l \mathbf{b}_l^T) \mathbf{y} \\ &= \mathbf{y}^T C^{-1}(g) \mathbf{y} - \sigma_1^2 \beta_l (\mathbf{y}^T \mathbf{b}_l)^2, \end{aligned} \quad (17)$$

$$\begin{aligned} \ln \det(C(g_l)) &= \ln \det(C(g) + \sigma_1^2 \mathbf{x}_l \mathbf{x}_l^T) \\ &= \ln \left[(1 + \sigma_1^2 \mathbf{x}_l^T C^{-1}(g) \mathbf{x}_l) \det(C(g)) \right] \\ &= \ln \det(C(g)) - \ln \beta_l, \end{aligned} \quad (18)$$

$$\|g_l\|_0 \ln \frac{p_1}{1 - p_1} = (\|g\|_0 + 1) \ln \frac{p_1}{1 - p_1} = \|g\|_0 \ln \frac{p_1}{1 - p_1} + \ln \frac{p_1}{1 - p_1}, \quad (19)$$

which, combined with (5), yield

$$\text{PI}(g_l, \mathbf{y}) = \text{PI}(\mathbf{g}, \mathbf{y}) + \underbrace{\frac{1}{2} \ln \beta_l + \frac{\sigma_1^2}{2} \beta_l (\mathbf{y}^T \mathbf{b}_l)^2 + \ln \frac{p_1}{1-p_1}}_{d_l(\mathbf{g})}. \quad (20)$$

In summary, $d_l(\mathbf{g})$ in (18) quantifies the change in $\text{PI}(\cdot)$ due to the activation of the l -th position of \mathbf{g} .

Please note that the cost of computing $\{\beta_l\}_{l=0}^{L-1}$ via $\mathbf{b}_l := C^{-1}(\mathbf{g})\mathbf{x}_l$ and $\beta_l := (1 + \sigma_1^2 \mathbf{x}_l^T \mathbf{b}_l)^{-1}$ is $\mathcal{O}(LN^2)$, if standard matrix multiplication is used. As we describe, the complexity of this operation can be made linear in N by exploiting the structure of $C^{-1}(\mathbf{g})$. Say that $\mathbf{t} = [t_1, t_2, \dots, t_p]^T$ contains the indices of active elements in \mathbf{g} . Then from (14), we can get

$$C^{-1}(\mathbf{g}) = \frac{1}{\sigma^2} \mathbf{I}_N - \sigma_1^2 \sum_{i=1}^p \beta^{(i)} \mathbf{b}^{(i)} \underbrace{\mathbf{b}^{(i)T} \mathbf{x}_i}_{=: c_i^{(i)}} \quad (21)$$

when activating the l -th position in \mathbf{g} . The key observation is that the coefficients $\{c_i^{(i)}\}_{i=0}^{L-1}$ need only be computed once, i.e., when index t_i is active. Furthermore, $\{c_i^{(i)}\}_{i=0}^{L-1}$ only need to be computed for surviving indices t_i . According to previous analysis in (20), the number of multiplications required by the algorithm is $\mathcal{O}(LNPD)$ [13]. Moreover, the complexity of the proposed algorithm could be reduced if the smaller D is adopted.

3.2. MMSE for estimating values of dominant channel taps

By utilizing the dominant taps' posteriors, the sparse channel can be estimated readily by MMSE algorithm as

$$\begin{aligned} \tilde{\mathbf{h}} &= E\{\mathbf{h} | \mathbf{y}\} \\ &= \sum_{g \in G} P(g | \mathbf{y}) E\{\mathbf{h} | \mathbf{y}, g\} \\ &\approx \sum_{g \in G_s} P(g | \mathbf{y}) E\{\mathbf{h} | \mathbf{y}, g\}. \end{aligned} \quad (22)$$

According to above introduction, compressive sensing based Bayesian sparse channel estimation could be implement by (20)-(22) with high estimation performance and low complexity.

4. Computer Simulations

In this section, the proposed BSCE estimator using 1000 independent Monte-Carlo runs for averaging. The length of channel vector \mathbf{h} is set as $N = 100$. Values of dominant channel taps follow Gaussian distribution and their positions are randomly allocated within the length of \mathbf{h} which is subjected to $E\{\|\mathbf{h}\|_2^2 = 1\}$. The received signal-to-noise ratio (SNR) is defined as $10 \log(E_b/\sigma_n^2)$, where $E_b = 1$.

Table 2. Simulation parameters.

Transmitter	Data modulation	BPSK
	No. of subcarrier	$N_d = 256$
	No. of pilot symbol	$N \in \{20,30,40\}$
	Length of CP	$N_g = 16$
	Pilot sequence	Random Gaussian sequence
Channel model	Fading	Frequency-selective block
	No. of channel taps	$L = 100$
	Prob. of nonzero taps	$p \in \{0.1,0.2\}$
	Power delay profile	Random Gaussian
Receiver	Channel estimation	BSCE
	Data detection	Zero forcing

The proposed method is compared to five conventional sparse channel estimation methods using algorithms: OMP [21], CoSaMP [9], BCS [15], BCS-LAP [16] and SLO [22]. It was worth noting that these simulation parameters were chosen in accordance with detailed communication environment in this paper. The stopping error criteria threshold is set as 10^{-4} for all algorithms in Monte Carlo computer simulations. The initial noise variance for BSC and BSC-LAP is set as $\text{var}(\mathbf{y})/10$, where $\text{var}(\mathbf{y}) = (1/(N-1) \sum_{n=1}^N (y_n - \hat{y})^2)^{1/2}$ denotes standard derivation and $\hat{y} = 1/N \sum_{n=1}^N y_n$. In addition, the Laplace prior for BCS-LAP is computed automatically which was suggested in [16]. The parameters of FBMP algorithm were initialized as $\lambda_1 = 0.01$, $\mu_1 = 0$, $\sigma^2 = 0.05$, and $\sigma_1^2 = 2$. Computer simulation parameters are listed in Tab. 2.

A. MSE versus SNR

The estimation performance is evaluated by average mean square error (MSE) standard which is

defined as

$$MSE(\tilde{\mathbf{h}}) = E \left\| \mathbf{h} - \tilde{\mathbf{h}} \right\|_2^2, \quad (23)$$

where $E\{\cdot\}$ denotes expectation operator, \mathbf{h} and $\hat{\mathbf{h}}$ are the actual channel vector and its channel estimator, respectively. In Figs. 5~8, we compare the average MSE performance of the proposed channel estimator with traditional sparse channel estimators with respect to different channel sparseness, $p_1 = 0.1$ and $p_1 = 0.2$. As the two figures show, our proposed method can achieve better estimation performance than conventional methods. The lower bound is given by least square (LS) method (oracle) which utilized the channel position information. In this figure, it is easy found that proposed method obtained lower MSE performance than conventional methods. In other words, if the proposed estimator is applied in data detection, smaller BER performance can be achieved when comparing with conventional methods.

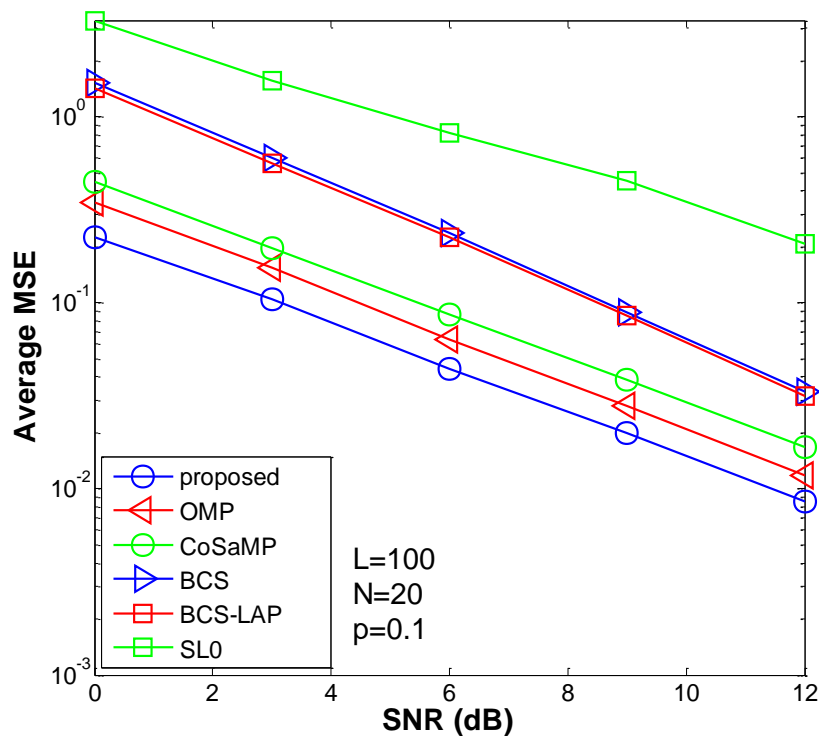


Fig. 5. Average MSE performance versus SNR when $p_1 = 0.1$ and $N = 20$.

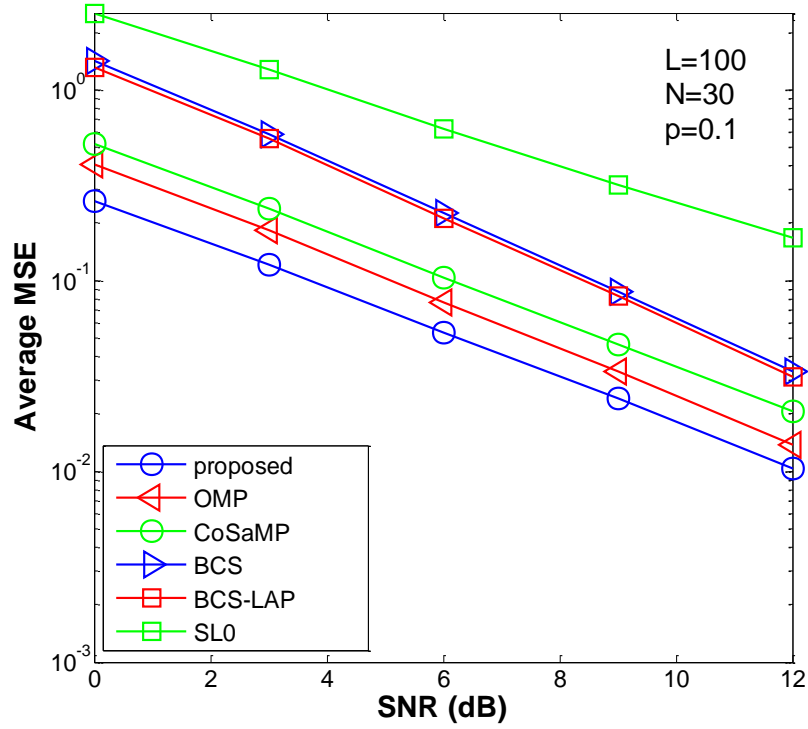


Fig. 6. Average MSE performance versus SNR when $p_1 = 0.1$ and $N = 30$.

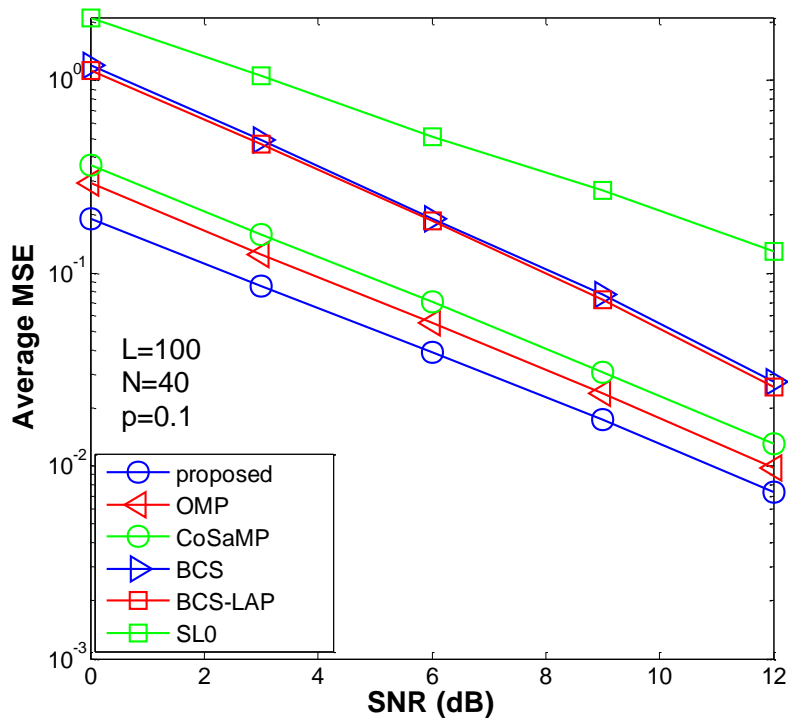


Fig. 7. Average MSE performance versus SNR when $p_1 = 0.1$ and $N = 40$.

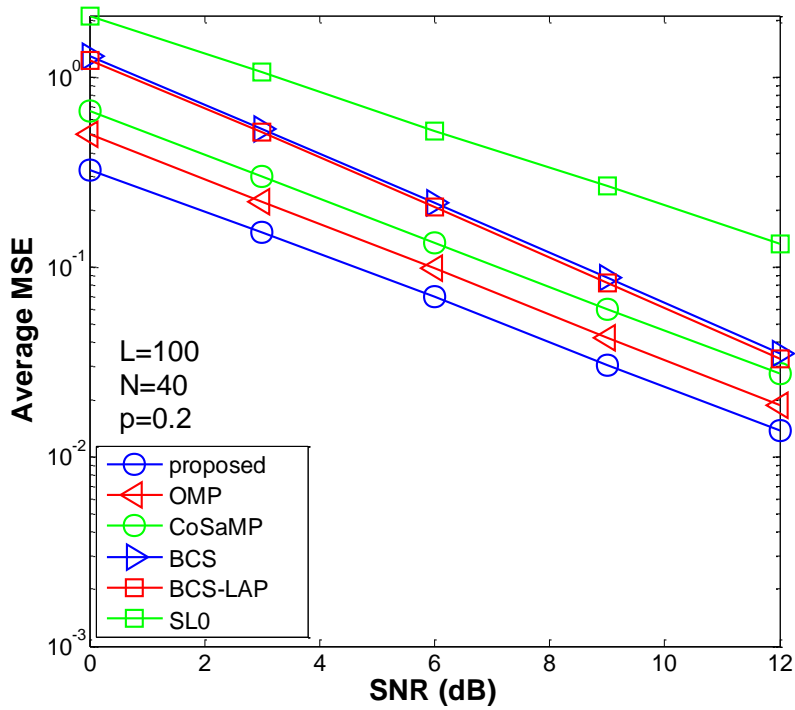


Fig. 8. Average MSE performance versus SNR when $p_1 = 0.2$ and $N = 40$.

B. BER versus SNR

By using above channel estimators, signal transmission performances are evaluated as shown in Figs. 9~12. From the two figure, average BER performance curves are depicted with respect to SNR for binary phase shift keying (BPSK) data. We can see that the BER performance of the proposed method is more close to lower bound which is given by ideal channel estimator whose nonzero taps' positions are known. Here, only low signal modulation was considered for BER evaluation. It is very easy to predict that our proposed method could improve BER performance in case of high signal modulation.

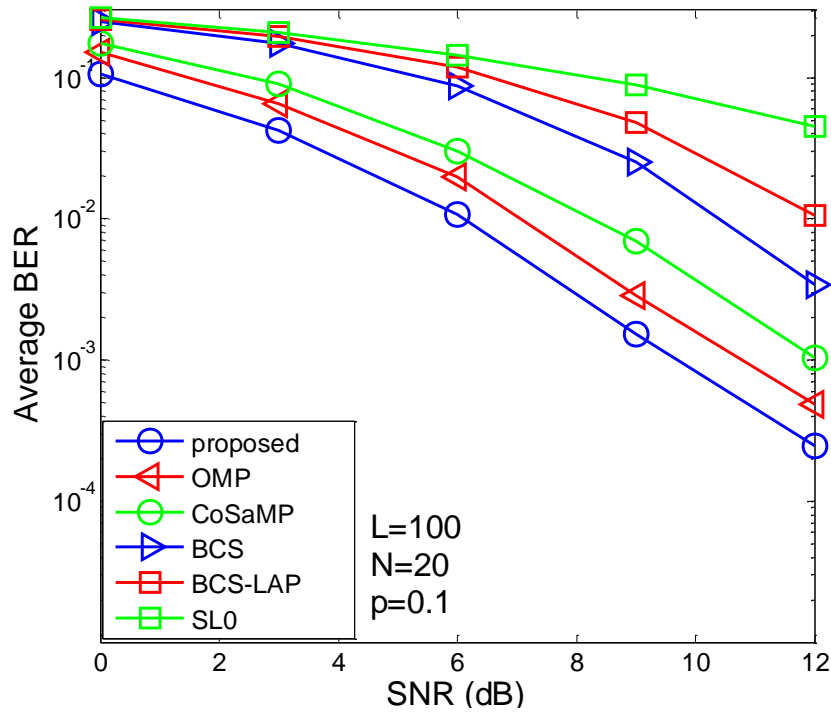


Fig. 9. Average BER performance versus SNR when $p_1 = 0.1$ and $N = 20$.

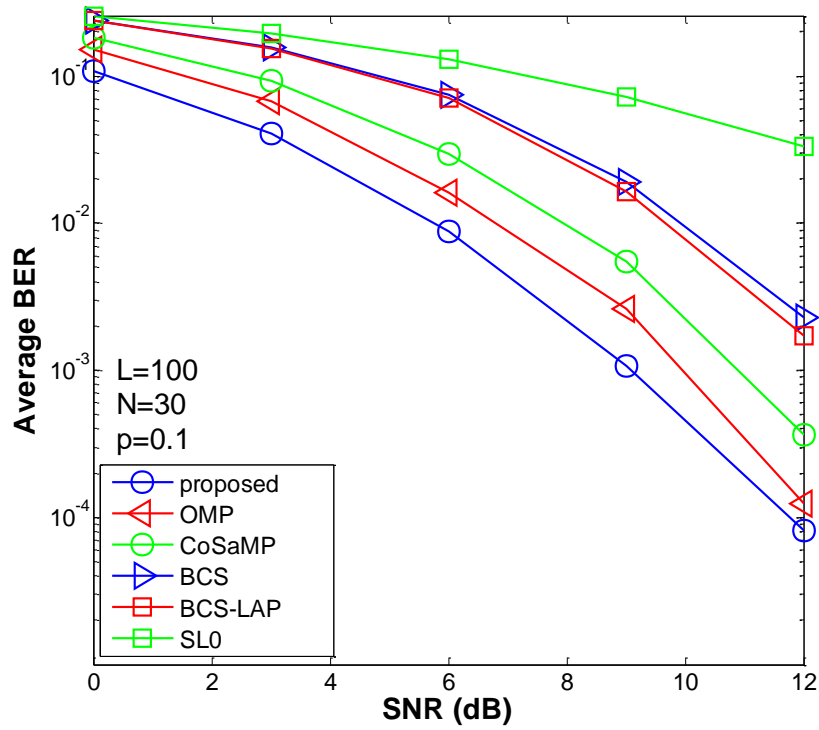


Fig. 10. Average BER performance versus SNR when $p_1 = 0.1$ and $N = 30$.

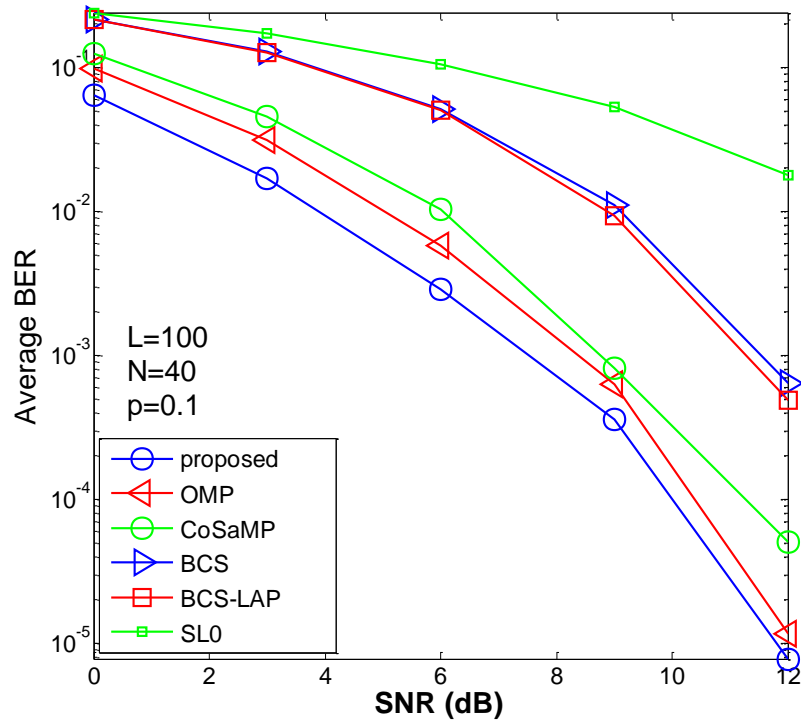


Fig. 11. Average BER performance verses SNR when $p_1 = 0.1$ and $N = 40$.

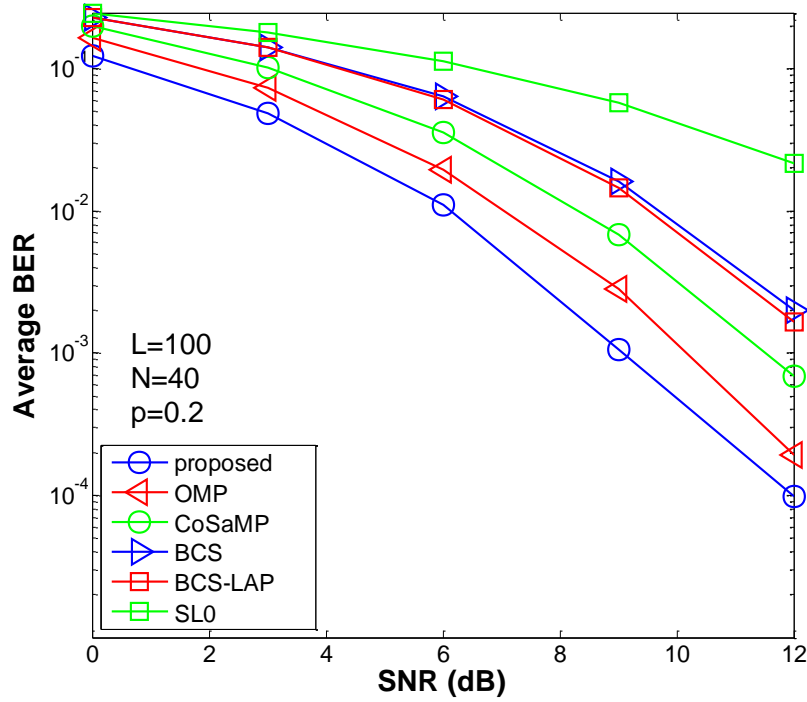


Fig. 12. Average BER performance verses SNR when $p_1 = 0.2$ and $N = 40$.

C. Complexity evaluation

To compare the computational complexity of the proposed method with other methods, CPU time is adopted for evaluation standard as shown in Figs. 13~16. It is worth mentioning that although the CPU time is not an exact measure of complexity, it can give us a rough estimation of computational complexity. Our simulations are performed in MATLAB 2012 environment using a 2.90GHz Intel i7 processor with 8GB of memory and under Microsoft Windows 8 (64 bit) operating system. For comprehensive comparing this proposed method with other methods in different length of training signal and different channel sparsity, we simulate their comparison results in Figs. 13-16. As the four figures shown, the complexity of the proposed method is close to OMP and SL0-based methods and lower than CoSaMP, BCS and BCS-LAP based methods. It is well known that the complexity of OMP and SL0 is very low on sparse channel estimation [10][23]. Hence, comparing with traditional methods, our proposed method can achieve better estimation performance and low complexity.

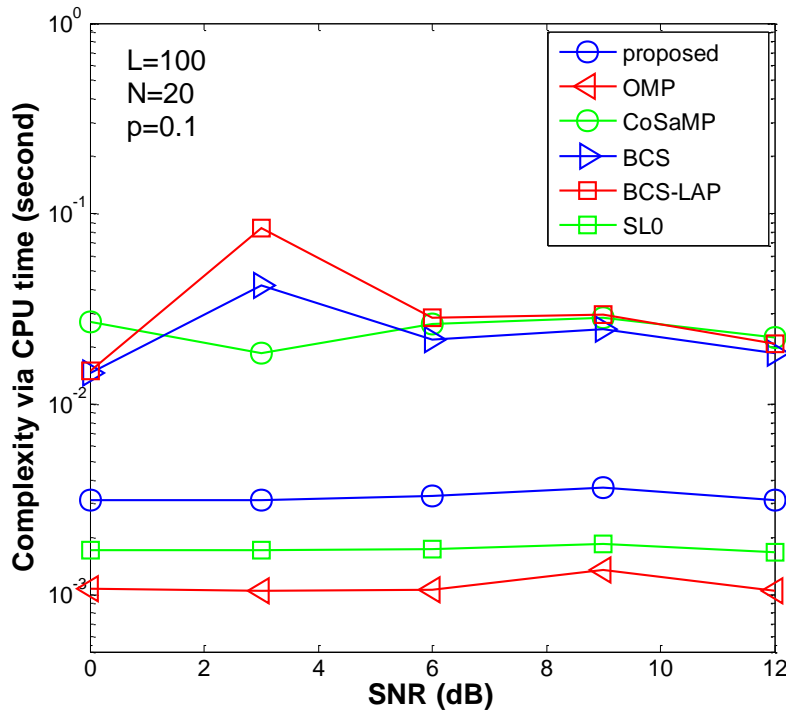


Fig. 13. Computational complexity comparison via CPU time when $p_1 = 0.1$ and $N = 20$.

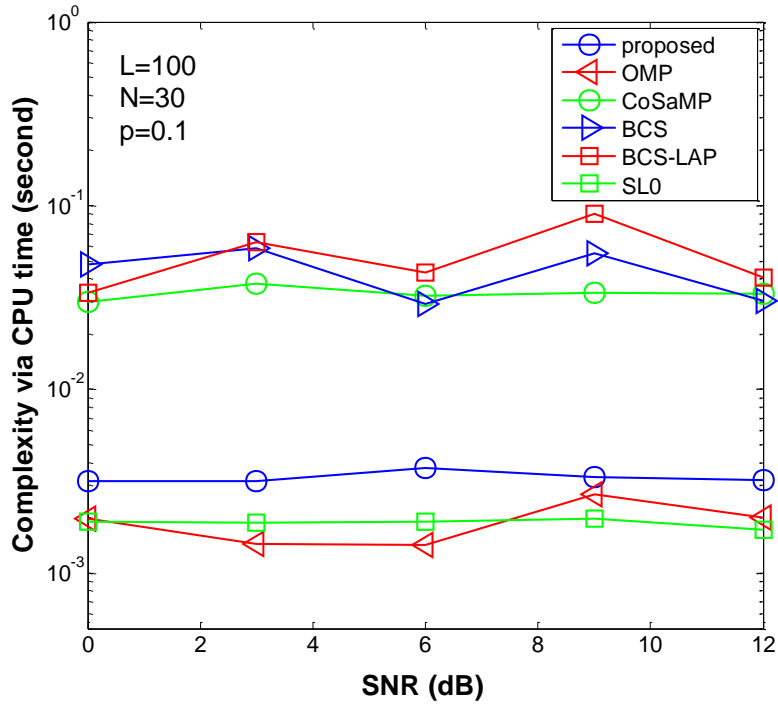


Fig. 14. Computational complexity comparison via CPU time when $p_1 = 0.1$ and $N = 30$.

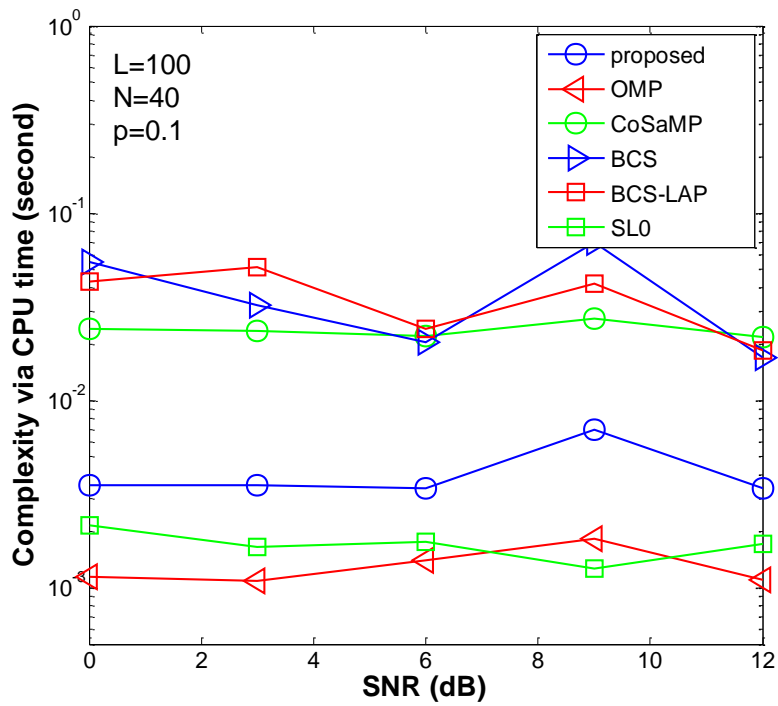


Fig. 15. Computational complexity comparison via CPU time when $p_1 = 0.1$ and $N = 40$.

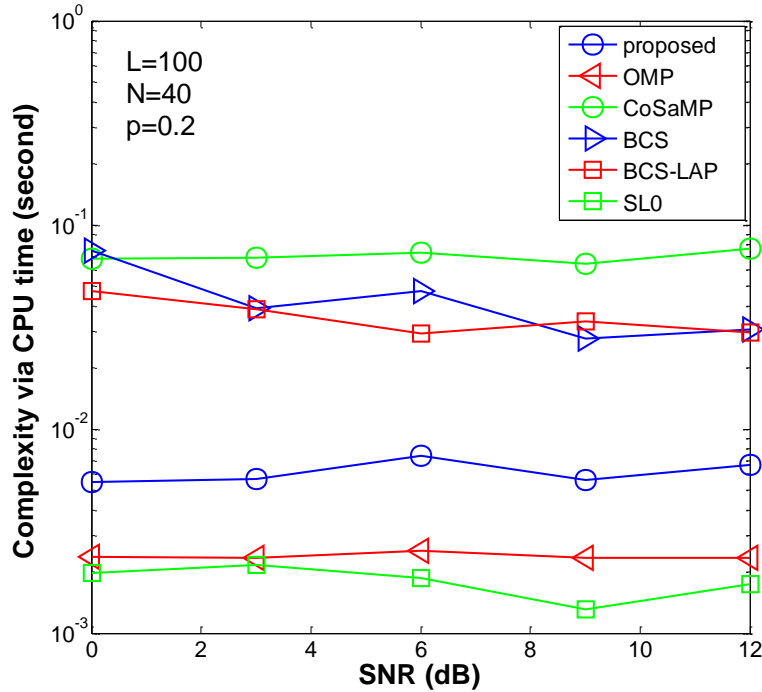


Fig. 16. Computational complexity comparison via CPU time when $p_1 = 0.2$ and $N = 40$.

5. Conclusion

Traditional sparse channel estimation methods are vulnerable to noise and column coherence interference in training matrix. Their primary aim is tried to exploit sparse structure information without a report of posterior channel uncertainty. To improve the estimation performance, fast Bayesian matching pursuit algorithm with application to sparse channel estimation has not only exploited the channel sparsity but also mitigated the unexpected inferences in training matrix. In addition, the propose method has revealed potential ambiguity among multiple channel estimators that are ambiguous due to observation noise or correlation among columns in the training signal. Computer simulation results have showed that propose method improved the estimation performance with comparable computational complexity when comparing with traditional methods.

Competing interests

The authors declare that there is no conflict of interests regarding the publication of this paper.

Authors of the paper do not have a direct financial relation that might lead to a conflict of interests for any of the authors.

Reference

- [1] L. Dai, Wang, Zhaocheng, and Z. Yang, "Compressive sensing based time domain synchronous OFDM transmission for vehicular communications," *IEEE J. Sel. Areas Commun.*, vol. 31, no. 9, pp. 460–469, 2013.
- [2] L. Dai, Z. Wang, and Y. Zhixing, "Next-generation digital television terrestrial broadcasting systems: Key technologies and research trends," *IEEE Commun. Mag.*, vol. 50, no. 6, pp. 150–158, 2012.
- [3] N. Czink, X. Yin, H. Özcelik, M. Herdin, E. Bonek, and B. H. Fleury, "Cluster characteristics in a MIMO indoor propagation environment," *IEEE Trans. Wirel. Commun.*, vol. 6, no. 4, pp. 1465–1474, 2007.
- [4] E. J. Candès, J. Romberg, and T. Tao, "Robust uncertainty principles: Exact signal reconstruction from highly incomplete frequency information," *IEEE Trans. Inf. Theory*, vol. 52, no. 2, pp. 489–509, 2006.
- [5] D. L. Donoho, "Compressed sensing," *IEEE Trans. Inf. Theory*, vol. 52, no. 4, pp. 1289–1306, 2006.
- [6] G. Z. Karabulut and a. Yongacoglu, "Sparse channel estimation using orthogonal matching pursuit algorithm," *IEEE 60th Veh. Technol. Conf. 2004. VTC2004-Fall. 2004*, vol. 6, no. 1, pp. 3880–3884, 2004.
- [7] G. Tauböck, F. Hlawatsch, D. Eiwen, and H. Rauhut, "Compressive estimation of doubly selective channels in multicarrier systems: Leakage effects and sparsity-enhancing processing," *IEEE J. Sel. Top. Signal Process.*, vol. 4, no. 2, pp. 255–271, 2010.
- [8] G. Gui, Q. Wan, W. Peng, and F. Adachi, "Sparse multipath channel estimation using compressive sampling matching pursuit algorithm," in *The 7th IEEE VTS Asia Pacific Wireless Communications Symposium (APWCS), Kaohsiung, Taiwan, 20-21 May 2010*, 2010, no. 3, pp. 10–14.
- [9] D. Needell and J. a. Tropp, "CoSaMP: Iterative signal recovery from incomplete and inaccurate samples," *Appl. Comput. Harmon. Anal.*, vol. 26, pp. 301–321, 2009.
- [10] G. Gui, Q. Wan, and W. Peng, "Fast compressed sensing-based sparse multipath channel estimation with smooth L0 algorithm," *Proc. - 2011 3rd Int. Conf. Commun. Mob. Comput. C. 2011*, pp. 242–245, 2011.

- [11] H. Mohimani, M. Babaie-zadeh, and C. Jutten, "Complex-valued sparse representation based on smoothed l_0 norm," in *IEEE International Conference on Acoustics, Speech and Signal Processing (ICASSP)*, 2008, pp. 3881–3884.
- [12] W. U. Bajwa, J. Haupt, A. M. Sayeed, and R. Nowak, "Compressed channel sensing: A new approach to estimating sparse multipath channels," *Proc. IEEE*, vol. 98, no. 6, pp. 1058–1076, 2010.
- [13] P. Schniter, L. C. Potter, and J. Ziniel, "Fast Bayesian matching pursuit," in *Proc. Workshop on Information Theory and Applications (ITA), San Diego, USA, Jan. 27-Feb. 1 2008*, 2008, pp. 326–333.
- [14] P. Schniter, "A message-passing receiver for BICM-OFDM over unknown clustered-sparse channels," *IEEE J. Sel. Top. Signal Process.*, vol. 5, no. 8, pp. 1462–1474, 2011.
- [15] S. Ji, Y. Xue, and L. Carin, "Bayesian compressive sensing," *IEEE Trans. Signal Process.*, vol. 56, no. 6, pp. 2346–2356, Jun. 2008.
- [16] S. D. Babacan, R. Molina, and A. K. Katsaggelos, "Bayesian compressive sensing using laplace priors," *IEEE Trans. Image Process.*, vol. 19, no. 1, pp. 53–63, Jan. 2010.
- [17] F. Adachi, D. Garg, S. Takaoka, and K. Takeda, "Broadband CDMA techniques," *IEEE Wirel. Commun.*, vol. 12, no. April, pp. 8–18, 2005.
- [18] C. Carbonelli and U. Mitra, "Clustered channel estimation for UWB multiple antenna systems," *IEEE Trans. Wirel. Commun.*, vol. 6, no. 3, pp. 970–981, Mar. 2007.
- [19] L. Dai, Z. Wang, and Z. Yang, "Spectrally efficient time-frequency training OFDM for mobile large-scale MIMO systems," *IEEE J. Sel. Areas Commun.*, vol. 31, no. 2, pp. 251–263, 2013.
- [20] P. Schniter, L. C. Potter, and J. Ziniel, "Fast Bayesian matching pursuit : Model uncertainty and parameter estimation for sparse linear models," *OSU ECE Technical Report, 2009.*, no. January, pp. 1–12, 2009.
- [21] J. A. Tropp and A. C. Gilbert, "Signal recovery from random measurements via orthogonal matching pursuit," *IEEE Trans. Inf. Theory*, vol. 53, no. 12, pp. 4655–4666, 2007.
- [22] H. Mohimani, M. Babaie-Zadeh, and C. Jutten, "A fast approach for overcomplete sparse decomposition based on smoothed l_0 norm," *IEEE Trans. Signal Process.*, vol. 57, no. 1, pp. 289–301, Jan. 2009.
- [23] G. Gui, A. Mehbodniya, Q. Wan, and F. Adachi, "Sparse signal recovery with OMP algorithm using sensing measurement matrix," *IEICE Electron. Express*, vol. 8, no. 5, pp. 285–290, 2011.