

# Reconciling the cosmic age problem in the $R_h = ct$ Universe

H. Yu<sup>1</sup>, F. Y. Wang<sup>a,1,2</sup>

<sup>1</sup>School of Astronomy and Space Science, Nanjing University, Nanjing 210093, China

<sup>2</sup>Key Laboratory of Modern Astronomy and Astrophysics (Nanjing University), Ministry of Education, Nanjing 210093, China

Received: date / Accepted: date

**Abstract** Many dark energy models fail to pass the cosmic age test. In this paper, we investigate the cosmic age problem associated with nine extremely old Global Clusters (GCs) and the old quasar APM 08279+5255 in the  $R_h = ct$  Universe. The age data of these oldest GCs in M31 is acquired from the Beijing-Arizona-Taiwan-Connecticut system with up-to-date theoretical synthesis models. They have not been used to test the cosmic age problem in the  $R_h = ct$  Universe in previous literature. By evaluating the age of the  $R_h = ct$  Universe with the observational constraints from the type Ia supernovae and Hubble parameter, we find that the  $R_h = ct$  Universe can accommodate five GCs and the quasar APM 08279+5255 at redshift  $z = 3.91$ . But for other models, such as  $\Lambda$ CDM, interacting dark energy model, generalized Chaplygin gas model and holographic dark energy model, can not accommodate all GCs and the quasar APM 08279+5255. It is worthwhile to note that the age estimates of some GCs are controversial. So, unlike other cosmological models, the  $R_h = ct$  Universe can marginally solve the cosmic age problem, especially at high redshift.

**Keywords** supernova type Ia - standard candles, cosmology of theories beyond the SM

## 1 Introduction

Many astronomical observations, such as type Ia supernovae (SNe Ia) [1, 2, 3], the cosmic microwave background (CMB) [4, 5, 6], gamma-ray bursts [7, 8] and large-scale structure (LSS) [9], indicate that the Universe is undergoing an accelerated expansion, which suggests that our universe may have an extra component like dark energy. The nature of dark energy is still unknown, but the simplest and most interesting candidate is the cosmological constant [10]. This model can consist with most of astronomical observations. The latest observation gives that the present cosmic age is about  $t_0 = 13.82$  Gyr in  $\Lambda$ CDM model [6], but it still suffer from the cosmic age problem [11, 12]. The cosmic age problem is that some objects are older than the age of the universe at its redshift  $z$ . In previous literatures, many

---

<sup>a</sup>Corresponding author: fayinwang@nju.edu.cn

cosmological models have been tested by the old quasar APM 08279 + 5255 with age  $2.1 \pm 0.3$  Gyr at  $z = 3.91$  [13, 14], such as the  $\Lambda$ CDM [13, 15],  $\Lambda(t)$  model [16], the interacting dark energy models [12], Generalized Chaplygin gas model [17, 18], holographic dark energy model [50], braneworld models [20, 21, 22] and conformal gravity model [23]. But all of these models have a serious age problem except the conformal gravity model, which can accommodate this quasar at  $3\sigma$  confidence level [23].

In this paper, we will use the old quasar APM 08279+5255 at redshift  $z = 3.91$  and the 9 extremely old Global Clusters [24, 25] to investigate the cosmic age problem in the  $R_h = ct$  Universe. The data of these 9 extremely old GCs listed in Table 1 is acquired from the Beijing-Arizona-Taiwan-Connecticut system with up-to-date theoretical synthesis models. The evolutionary population synthesis modeling has become a powerful tool for the age determination [26, 27]. In [24, 25], they get the ages of those GCs by using multi-color photometric CCD data and comparing them with up-to-date theoretical synthesis models. But the ages of GCs derived by different authors based on different measurements using same method are not always consistent [24]. We find that the 9 of those GCs can give stronger constraints on the age of universe than the old quasar APM 08279+5255. Those 9 extremely old GCs have been used to test the cosmic age problem in dark energy models in previous work and many dark energy models have a serious age problem [12]. The  $R_h = ct$  Universe is a cosmic model which is closely restricted by the cosmological principle and Weyl's postulate [28]. In the  $R_h = ct$  Universe, the gravitational horizon  $R_h$  is always equal to  $ct$ . The  $R_h = ct$  Universe can fit the SNe Ia data well [29], explain the growth of high- $z$  quasars [30], account for the apparent absence in CMB angular correlation [31]. As we discuss above, many cosmological models can not pass the age test. But whether the  $R_h = ct$  Universe suffers the cosmic age problem is still unknown.

The structure of this paper is as follows. In section 2, we introduce the  $R_h = ct$  Universe. In section 3, we give the constraints on the  $R_h = ct$  Universe from SNe Ia and  $H(z)$  data. Then we will test the  $R_h = ct$  Universe with the 9 extremely oldest GCs and the old quasar APM 08279 + 5255. The age test in other cosmological models is presented in section 4. Conclusions will be given in section 5.

## 2 The $R_h = ct$ Universe

The  $R_h = ct$  Universe is a cosmic model which is closely restricted by the cosmological principle and Weyl's postulate [28, 32]. For a certain age of universe  $t$ , there is a limiting observable distance  $R_h(t)$ , which is called cosmic horizon. Any signal beyond cosmic horizon can not be observed by us. The horizon is defined as

$$R_h = \frac{2GM(R_h)}{c^2}, \quad (1)$$

where  $M(R_h)$  is the total mass enclosed within  $R_h$  [28, 33]. From Eq. (1), we can find that cosmic horizon is a Schwarzschild radius. If we set the matter density is  $\rho$ , then  $M(R_h) = 4\pi R_h^3 \rho / 3$ , so it yields

$$R_h = \frac{3c^4}{8\pi G\rho}. \quad (2)$$

The expansion of the universe is calculated from Friedmann equation

$$H^2 = \left(\frac{\dot{a}}{a}\right)^2 = \frac{8\pi G\rho}{3c^2} - \frac{kc^2}{a^2}, \quad (3)$$

where  $H = \dot{a}/a$  is Hubble parameter,  $a$  is scale factor,  $k$  is the spatial curvature constant and for  $k = -1, 0$  and  $+1$  corresponds an open, flat and closed universe, respectively. If we assume the universe is flat, from Eq.(2) and Eq.(3), we have  $H = c/R_h$ . For the  $R_h = ct$  universe, we have  $R_h = ct$ . We obtain

$$H = \frac{\dot{a}}{a} = \frac{1}{t}, \quad (4)$$

where  $t$  is the age of universe. Solving Eq.(4) with  $a = \frac{1}{1+z}$  and initial condition  $H = H_0$  when  $z = 0$ , one can get

$$H = H_0(1+z). \quad (5)$$

The luminosity distance in the  $R_h = ct$  Universe is [33]

$$d_L = (1+z)R_h(t_0) \ln(1+z) = \frac{c(1+z)}{H_0} \ln(1+z), \quad (6)$$

where  $t_0$  is the age of the local universe.

### 3 Observational constraints on the $R_h = ct$ Universe

In this section, we constrain the  $R_h = ct$  Universe using the Union 2.1 SNe Ia data [34] and the observed Hubble parameter data  $H(z)$ . The SNe Ia distance moduli and the value of  $H(z)$  reported in the literature are depend on the specific cosmological model, i.e.,  $\Lambda$ CDM. When we use them to constrain other cosmological models, the original data must be re-analyzed. Wei et al. (2014) [35] derived the SNe Ia distance moduli in the  $R_h = ct$  Universe. For the Hubble parameter data, we choose 19 model-independent data from [36]. Then we test the model with the 9 extremely old GCs in M31 and the old quasar APM 08279+5255 based on the principle that all objects are younger than its local universe.

#### 3.1 Constrain the $R_h = ct$ Universe with SNe Ia and $H(z)$ data

SNe Ia are considered as the best standard candles to measure distance and investigate the expansion of the universe. The Hubble parameter  $H(z)$  reveals the expansion of the universe directly. So we use the SNe Ia and  $H(z)$  data to constrain the  $R_h = ct$  Universe. The Union 2.1 sample contains 580 SNe Ia at redshift less than 1.5 [34,37,38]. Wei et al. (2014) re-calculate those SNe Ia distance moduli and gives their redshift  $z_i$ , distance modulus  $\mu_{obs}(z_i)$  and its corresponding error  $\sigma_i$ . The theoretical distance modulus is defined as

$$\mu_{th}(z_i) = 5 \log_{10} d_L(z_i) + 25. \quad (7)$$

We can get theoretical distance modulus  $\mu_{th}(z_i)$  for each SN Ia from Eq.(6). The  $\chi^2$  for SNe Ia is

$$\chi_{SN}^2(H_0) = \sum_{i=1}^{i=580} \frac{(\mu_{th}(z_i) - \mu_{obs}(z_i))^2}{\sigma_i^2}. \quad (8)$$

So  $\chi_{SN}^2$  has only one parameter  $H_0$ . We can get the best-fit  $H_0$  by minimize  $\chi_{SN}^2$  (see Table 2). [29] also found that the  $R_h = ct$  Universe can well fit the Union 2.1 sample.

The Hubble parameter values we use are obtained from previous published literature [39, 40, 41, 42, 43, 44, 45]. These Hubble parameter data is complied in [46]. In [36], 19 model-independent values have been chosen. So we use these model-independent  $H(z)$  data. The  $\chi^2$  for  $H(z)$  is

$$\chi_H^2(H_0) = \sum_{i=1}^{i=19} \frac{(H_{th}(z_i) - H_{obs}(z_i))^2}{\sigma_{H_i}^2}. \quad (9)$$

The total  $\chi^2$  is  $\chi_{tot}^2(H_0) = \chi_{SN}^2(H_0) + \chi_H^2(H_0)$ . Then we minimize the total  $\chi_{tot}^2$  to get the best-fit parameter  $H_0$  of the  $R_h = ct$  Universe.

The best-fit Hubble constant is  $H_0 = 70.01 \pm 0.40 \text{ km s}^{-1} \text{ Mpc}^{-1}$  at  $1\sigma$  confidence level with  $\chi_{min}^2 = 573.13$  from SNe Ia. After including the 19 Hubble parameter data, the best-fit Hubble parameter is  $H_0 = 69.83 \pm 0.40 \text{ km s}^{-1} \text{ Mpc}^{-1}$  at  $1\sigma$  confidence level with  $\chi_{min}^2 = 604.03$ . Recently, Planck team derives the Hubble constant  $H_0 = 67.3 \pm 1.2 \text{ km s}^{-1} \text{ Mpc}^{-1}$  in the  $\Lambda$ CDM model, which is consistent with our result.

### 3.2 Testing the $R_h = ct$ universe with old objects

The old objects are usually used to test cosmological models, especial the old high redshift objects [48]. In previous literatures, many cosmological models can not pass the cosmic age test. We use the 9 extremely old GCs in M31 and the old quasar APM 08279+5255 to test the  $R_h = ct$  Universe. Any object at any redshift  $z$  must be younger than the age of the universe at  $z$ , i.e.,  $t_{obj}(z) < t_{cos}(z)$ , where  $t_{obj}(z)$  is the age of an object at redshift  $z$ , and  $t_{cos}(z)$  is the age of the universe at redshift  $z$ . The age of a flat universe is given as [17]

$$t_{cos}(z) = \int_z^\infty \frac{d\tilde{z}}{(1+\tilde{z})H(\tilde{z})}. \quad (10)$$

From Eq.(5), the age of the  $R_h = ct$  Universe at redshift  $z$  is

$$t_{cos}(z) = \frac{1}{H_0(1+z)}. \quad (11)$$

We use the best-fit value of Hubble constant  $H_0 = 70.01 \pm 0.40 \text{ km s}^{-1} \text{ Mpc}^{-1}$  from SNe Ia data to calculate the age of the universe. For this result, the age of local  $R_h = ct$  universe  $t_0 = 13.97 \pm 0.08 \text{ Gyr}$ . For the best-fit value of Hubble constant  $H_0 = 69.83 \pm 0.40 \text{ km s}^{-1} \text{ Mpc}^{-1}$  from SNe Ia and Hubble parameter data, the age of local universe is  $t_0 = 14.01 \pm 0.08 \text{ Gyr}$ . We choose the second one. In Fig. 1, the blue line shows the evolution of cosmic age at different redshifts,

and red lines are  $1\sigma$  dispersion. For a given diagonal line, the area below this diagonal line corresponds to a larger cosmic age. From Fig. 1, we find that the  $R_h = ct$  Universe accommodates the old quasar APM 08279 + 5255 at more than  $3\sigma$  confidence level. In Fig. 2, the blue line shows the best fit line of the age of local universe, and red lines are  $1\sigma$  dispersion. From Fig. 2, we find that 5 GCs (B239, B144D, B260, B383, B495) can be accommodated by the  $R_h = ct$  Universe at  $1\sigma$  confidence level but the other 4 GCs (B129, B024, B297D, B050) can not. But the age estimates of some GCs are controversial. For example, the metallicities of B129, B024, B297D and B050 measured by [24, 25] are higher than those of [47]. The values are significantly different. So the GCs ages derived by [24, 25] may be larger than true ages. Due to the uncertainty of age determination, we can claim that the  $R_h = ct$  Universe can marginally solve the cosmic age problem.

#### 4 Testing other models

In order to compare with the  $R_h = ct$  Universe, we also investigate some other models. The theoretical luminosity distance is

$$d_L = c(1+z) \int_0^z \frac{d\tilde{z}}{H(\tilde{z})}, \quad (12)$$

where  $H(z)$  is the Hubble parameter. Then we can use Eq. (7) to get the distance modulus. But the SNe Ia data should be re-optimized for each model except the  $\Lambda$ CDM model, which needs lots of work. So like previous literatures, we just use the SNe Ia data based on the  $\Lambda$ CDM model. The 19 model-independent Hubble parameters chosen by [36] are also used.

##### 4.1 $\Lambda$ CDM model

The Hubble parameter in the flat  $\Lambda$ CDM model is

$$H(z) = H_0 \sqrt{\Omega_m(1+z)^3 + (1-\Omega_m)}. \quad (13)$$

Using the same method as that used in  $R_h = ct$  model, we find the best-fit Hubble constant value is  $H_0 = 69.93 \pm 0.50 \text{ km s}^{-1} \text{ Mpc}^{-1}$  and the best-fit  $\Omega_m$  value is  $\Omega_m = 0.28 \pm 0.02$ . Panel (a) of Fig. 3 shows the constraints on  $h - \Omega_m$  plane at  $1\sigma$ ,  $2\sigma$  and  $3\sigma$  confidence level. The blue line and the two red line represent the age of that old quasar APM 08279 + 5255 and  $1\sigma$  error, respectively. From Fig. 3 we can see that the  $\Lambda$ CDM model can not accommodate the old quasar APM 08279 + 5255. From Eq.(10), we can get the age of local universe, which means  $z = 0$ , is  $t_0 = 13.71_{-0.28}^{+0.30} \text{ Gyr}$ . From Fig. 4, which is similar with Fig. 2, we can also find that there are only 5 GCs (B239, B144D, B260, B383, B495) can be accommodated by the  $\Lambda$ CDM universe at  $1\sigma$  confidence level.

## 4.2 Interacting dark energy model

In [12], they introduce three interacting dark energy models. We take the first one called  $\Lambda$ CDM as an example. For a flat universe, the Hubble parameter in this model is

$$H(z) = H_0 \sqrt{\frac{\Omega_m}{1-\alpha}(1+z)^{3(1-\alpha)} + (1 - \frac{\Omega_m}{1-\alpha})}, \quad (14)$$

where the  $\alpha$  is a parameter denoting the strength of interaction. The best-fit value are  $H_0 = 69.95 \pm 0.50 \text{ km s}^{-1} \text{ Mpc}^{-1}$ ,  $\Omega_m = 0.28 \pm 0.03$  and  $\alpha = -0.01$ . From Panel (b) of Fig.3, we can see that the  $\Lambda$ CDM can not accommodate the old quasar APM 08279 + 5255. From Eq.(10), we can get the age of local universe is  $t_0 = 13.62^{+0.31}_{-0.27} \text{ Gyr}$ . From Fig. 4, we can also find that there are only 4 GCs (B239, B144D, B260, B383) can be accommodated by the  $\Lambda$ CDM universe at  $1\sigma$  confidence level.

## 4.3 Generalized Chaplygin gas model

**For the generalized Chaplygin gas (GCG) model, it has [17,18]:**

$$H(z) = H_0 \sqrt{\Omega_b(1+z)^3 + (1 - \Omega_b)[A_s + (1 - A_s)(1+z)^{3(1+\alpha)}]^{\frac{1}{1+\alpha}}}, \quad (15)$$

where  $\Omega_b$  is the energy density of baryon matter,  $A_s$  and  $\alpha$  are model parameters. The best-fit parameters are  $H_0 = 70.07 \pm 0.35 \text{ km s}^{-1} \text{ Mpc}^{-1}$ ,  $A_s = 0.78 \pm 0.05$  and  $\alpha = 0.17 \pm 0.38$ . From panel (c) of Fig. 3, we can see that the age of the old quasar APM 08279 + 5255 is in tension (over  $2\sigma$  confidence level) with the age of universe for GCG model. The similar result is also found by [18]. From Eq.(10), we can get the age of local universe is  $t_0 = 13.73^{+0.38}_{-0.62} \text{ Gyr}$ . From Fig. 4, we can also find that there are only 5 GCs (B239, B144D, B260, B383, B495) can be accommodated by the GCG model at  $1\sigma$  confidence level.

## 4.4 Holographic dark energy model

We will test the holographic dark energy model in this section. The Hubble parameter in this model is [49]

$$H(z) = H_0 \sqrt{\frac{\Omega_{m_0}(1+z)^3}{1 - \Omega_\Lambda}}, \quad (16)$$

where  $\Omega_{m_0}$  is the matter density at present and  $\Omega_\Lambda$  is the energy density of dark energy at redshift  $z$ , which can be calculated by

$$\ln \Omega_\Lambda - \frac{d}{2+d} \ln(1 - \sqrt{\Omega_\Lambda}) + \frac{d}{2-d} \ln(1 + \sqrt{\Omega_\Lambda}) - \frac{8}{4-d^2} \ln(d + 2\sqrt{\Omega_\Lambda}) = -\ln(1+z) + y_0, \quad (17)$$

where  $d$  is a free parameter and  $y_0$  is a constant which can be calculated by Eq.(17) with  $z = 0$  and  $\Omega_\Lambda = 1 - \Omega_{m_0}$ . The best-fit parameters are  $H_0 = 70.13 \pm 0.51 \text{ km s}^{-1} \text{ Mpc}^{-1}$ ,  $\Omega_{m_0} = 0.27 \pm 0.02$  and  $d = 0.81 \pm 0.05$ . From panel (d) of Fig. 3, we can see that the holographic dark energy model can not accommodate the

old quasar APM 08279+5255. From Eq.(10), we can get the age of local universe is  $t_0 = 13.65^{+0.27}_{-0.26}$  Gyr. From Fig. 4, we can also find that there are only 4 GCs (B239, B144D, B260, B383) can be accommodated by the holographic dark energy model at  $1\sigma$  confidence level.

## 5 Conclusions

In this paper, we test the cosmic age problem in several cosmological models by using nine extremely old GCs in M31 and the old quasar APM 08279+5255. We find that the best-fit value of Hubble constant in the  $R_h = ct$  Universe is  $H_0 = 70.01 \pm 0.40 \text{ km s}^{-1} \text{ Mpc}^{-1}$  at  $1\sigma$  confidence level by using SNe Ia data. In this case, the age of local  $R_h = ct$  universe  $t_0 = 13.97 \pm 0.08$  Gyr. If we fit the  $R_h = ct$  Universe with the SNe Ia and H(z) data, the Hubble constant is  $H_0 = 69.83 \pm 0.40 \text{ km s}^{-1} \text{ Mpc}^{-1}$  at the  $1\sigma$  confidence level. The age of local universe is  $t_0 = 14.01 \pm 0.08$  Gyr. From Fig. 1, we find that the  $R_h = ct$  Universe can accommodate the old quasar APM 08279+5255 at more than  $3\sigma$  confidence level. From Fig. 2, we find that there are five GCs (B239, B144D, B260, B383, B495) can be accommodated by the  $R_h = ct$  Universe at  $1\sigma$  confidence level. But the age estimates of some GCs are controversial. For example, the metallicities of B129, B024, B297D and B050 measured by [24,25] and [47] are significantly different. So the derived ages are different. Due to the uncertainty of age determination, we can claim that the  $R_h = ct$  Universe can marginally solve the cosmic age problem.

Using the same method, we also test some other cosmological models, such as  $\Lambda$ CDM, interacting dark energy model, generalized Chaplygin gas model and holographic dark energy model. In Sec.(4), we show that these models can not accommodate all nine old GCs in M31. Meanwhile, for the old quasar APM 08279+5255 at  $z = 3.91$ , the  $R_h = ct$  model can accommodate it at more than  $3\sigma$  confidence level. But these models can not accommodate it. The generalized Chaplygin gas model is in tension (over  $2\sigma$  confidence level) with the age of APM 08279+5255. So the  $R_h = ct$  Universe can marginally solve the cosmic age problem, especially at high redshift.

**Acknowledgements** We thank the anonymous referee for detailed and very constructive suggestions that have allowed us to improve our manuscript. This work is supported by the National Basic Research Program of China (973 Program, grant No. 2014CB845800) and the National Natural Science Foundation of China (grants 11373022, 11103007, 11033002 and J1210039), the Excellent Youth Foundation of Jiangsu Province (BK20140016), and the Program for New Century Excellent Talents in University (grant No. NCET-13-0279).

## References

1. A.G. Riess, A. V. Filippenko, P. Challis et al., *Astron. J.* **116** 1009 (1998)
2. S. Perlmutter, G. Aldering, G. Goldhaber et al., *Astrophys. J.* **517**, 565 (1999)
3. B. P. Schmidt, N. B. Suntzeff, M. M. Phillips et al., *Astrophys. J.* **507**, 46 (1998)
4. D. N. Spergel, L. Verde, H. V. Peiris et al., *Astrophys. J. Supp.* **148**, 175 (2003)
5. E. Komatsu, J. Dunkley, M. R. Nolta et al., *Astrophys. J. Supp.* **180**, 330 (2009)
6. Planck Collaboration, (2013). arXiv: 1303.5076
7. F. Y. Wang, Z. G. Dai, *Astro. Astrophys.* **536**, A96 (2011)
8. F. Y. Wang, S. Qi, Z. G. Dai, *Mon. Not. Roy. Astron. Soc.* **415**, 3423 (2011)
9. M. Tegmark, D. J. Eisenstein, M. A. Strauss et al., *Phys. Rev. D* **74**, 123507 (2006)

10. S. M. Carroll, W. H. Press, E. L. Turner, *Annu. Rev. Astron. Astrophys.* **30**, 499 (1992)
11. R. J. Yang, S. N. Zhang, *Mon. Not. Roy. Astron. Soc.* **407**, 1835 (2010)
12. S. Wang, X. D. Li, M. Li, *Phys. Rev. D* **82**, 103006 (2010)
13. A. C. S. Friacas, J. S. Alcaniz, J. A. S. Lima, *Mon. Not. Roy. Astron. Soc.* **362**, 1295 (2005)
14. S. Komossa, G. Hasinger, N. Scharrel, *Astrophys. J. Lett.* **573**, L77 (2002)
15. J. S. Alcaniz, J. A. S. Lima, J. V. Cunha, *Mon. Not. Roy. Astron. Soc.* **340**, L39 (2003)
16. J. V. Cunha, R. C. Santos, *Int. J. Mod. Phys. D* **13**, 1321 (2004)
17. J. S. Alcaniz, D. Jain, A. Dev, *Phys. Rev. D* **67**, 043514 (2003)
18. F. Y. Wang, Z. G. Dai, S. Qi, *Res. Astron. Astrophys.* **547**, 557 (2009)
19. H. Wei, S. N. Zhang, *Phys. Rev. D* **76**, 063003 (2007)
20. M. S. Movahed, A. Sheykhi, *Mon. Not. Roy. Astron. Soc.* **388**, 197 (2008)
21. U. Alam, V. Sahni, *Phys. Rev. D* **73**, 084024 (2006)
22. N. Pires, Z. H. Zhu, J. S. Alcaniz, *Phys. Rev. D* **73**, 123530 (2006)
23. R. J. Yang, B. Chen, H. J. Zhao et al., *Phys. Lett. B* **727**, 43 (2013)
24. J. Ma, Z. Fan, G. Richard et al., *Astron. J.* **137**, 4884 (2009)
25. S. Wang, Z. Fan, J. Ma et al., *Astron. J.* **139**, 1438 (2010)
26. B. M. Tinsley, *Astrophys. J.* **151**, 547 (1968)
27. I. Searle, W. L. Sargent, W. G. Bagnuolo, *Astrophys. J.* **179**, 427 (1973)
28. F. Melia, *Mon. Not. Roy. Astron. Soc.* **382**, 1917 (2007)
29. F. Melia, *Astron. J.* **144**, 110 (2012)
30. F. Melia, *Astrophys. J.* **764**, 72 (2013)
31. F. Melia, *Astron. Astrophys.* **561**, A80 (2014)
32. F. Melia, A. Shevchuk, *Mon. Not. Roy. Astron. Soc.* **419**, 2579 (2012)
33. F. Melia, *Int. J. Mod. Phys. D* **18**, 1113 (2009)
34. N. Suzuki, D. Rubin, C. Lidman et al., *Astrophys. J.* **746**, 85 (2012)
35. J. J. Wei, X. F. Wu, F. Melia, R. S. Maier, submitted (2014)
36. Melia, Maier, *Mon. Not. Roy. Astron. Soc.* **432**, 2669 (2013)
37. M. Kowalski, D. Rubin, G. Aldering et al., *Astrophys. J.* **686**, 749 (2008)
38. R. Amanullah, C. Lidman, D. Rubin et al., *Astrophys. J.* **716**, 712 (2010)
39. R. Jimenez, L. Verde, T. Treu, D. Stern, *Astrophys. J.* **593**, 622 (2003)
40. J. Simon, L. Verde, R. Jimenez, *Phys. Rev. D* **71**, 123001 (2005)
41. E. Gaztañaga, A. Cabré, L. Hui, *Mon. Not. Roy. Astron. Soc.* **399**, 1663 (2009)
42. D. Stern, R. Jimenez, L. Verde, M. Kamionkowski, S. A. Stanford, *J. Cosmol. Astropart. Phys.* **02**, 008 (2010)
43. C. Blake, S. Brough, M. Colless et al., *Mon. Not. Roy. Astron. Soc.* **425**, 405 (2012)
44. M. Moresco, A. Cimatti, R. Jimenez et al., *J. Cosmol. Astropart. Phys.* **08**, 006 (2012)
45. C. Zhang, H. Zhang, S. Yuan, et al., arXiv:1207.4541 (2012)
46. O. Farooq, B. Ratra, *Astrophys. J. Lett.* **766**, L7 (2013)
47. S. Galleti, M. Bellazzini, A. Buzzoni, et al., *Astron. Astrophys.* **508**, 1285 (2009)
48. J. A. S. Lima, J. F. Jesus, J. V. Cunha, *Astrophys. J. Lett.* **690**, L85 (2009)
49. Q. G. Huang, Y. G. Gong, *J. Cosmol. Astropart. Phys.* **08**, 013 (2004)
50. J. J. Wei, X. F. Wu, F. Melia, F. Y. Wang, H. Yu, submitted to *Astron. J.* (2014)

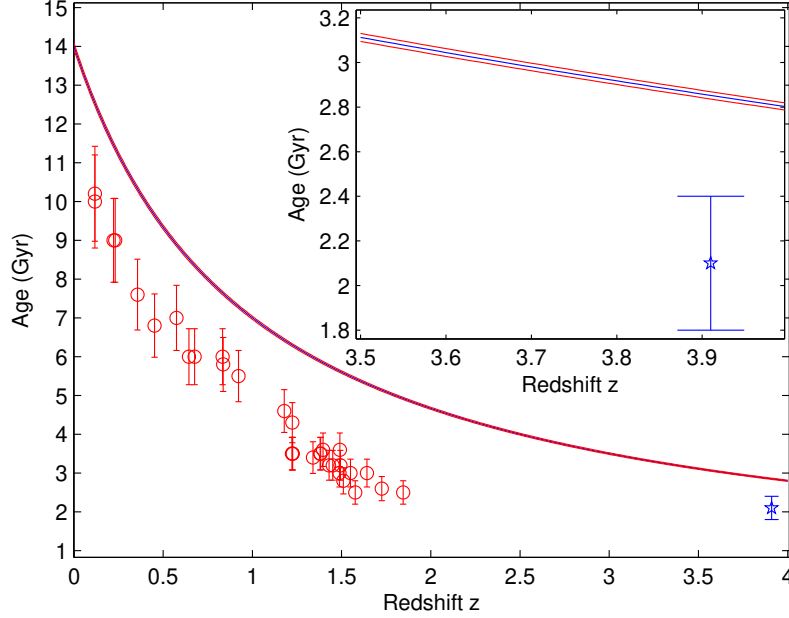


GC's NO.	GC	Age	Reference
1	B239	$14.50 \pm 2.05$	[24]
2	B050	$16.00 \pm 0.30$	[24]
3	B129	$15.10 \pm 0.70$	[24]
4	B144D	$14.36 \pm 0.95$	[25]
5	B024	$15.25 \pm 0.75$	[25]
6	B260	$14.30 \pm 0.50$	[25]
7	B297D	$15.18 \pm 0.85$	[25]
8	B383	$13.99 \pm 1.05$	[25]
9	B495	$14.54 \pm 0.55$	[25]

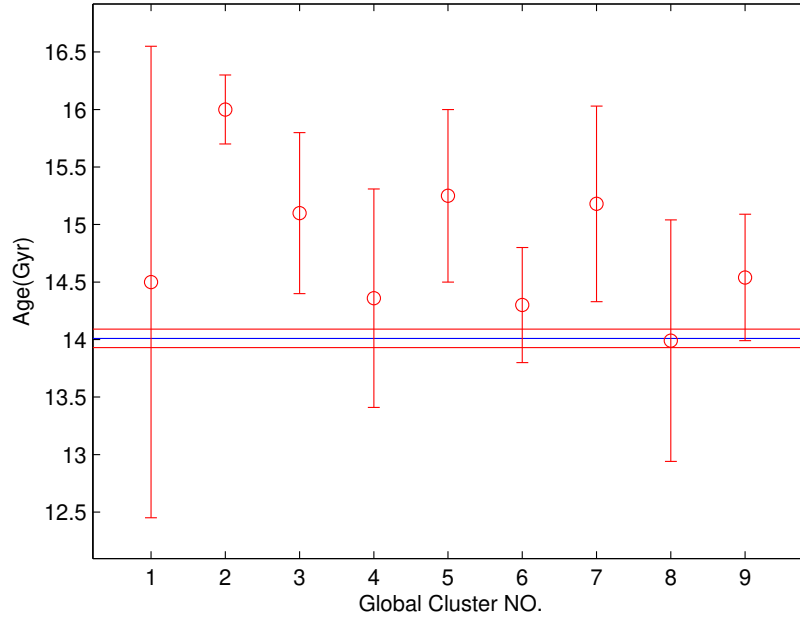
**Table 1** The properties of the 9 extremely old Global Clusters from [24, 25].

Observations	$H_0/(\text{km s}^{-1} \text{Mpc}^{-1})$	$\chi^2_{min}/dof$
SNe Ia	$70.01 \pm 0.40$	0.99
SNe Ia + H(z)	$69.83 \pm 0.40$	1.01

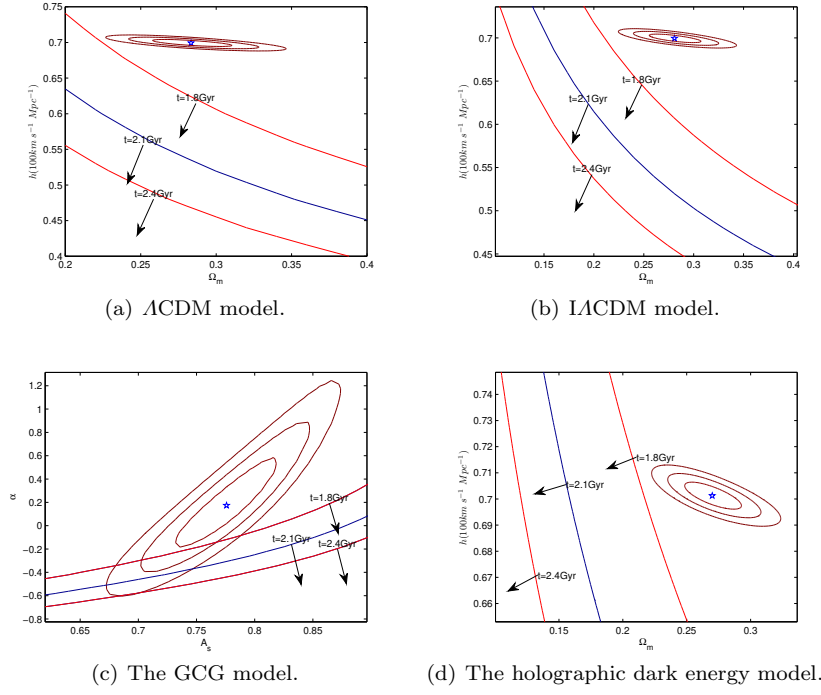
**Table 2** The best-fit values of the Hubble constant  $H_0$  in the  $R_h = ct$  Universe.



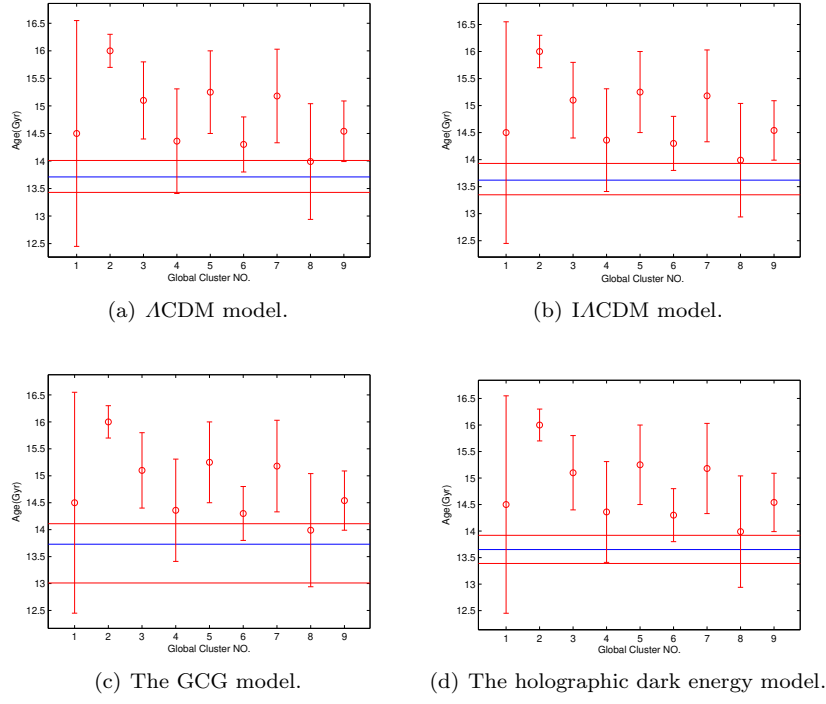
**Fig. 1** The blue line shows the evolution of cosmic age in the  $R_h = ct$  Universe using the best-fit value from SNe Ia and Hubble parameter, the red lines are the  $1\sigma$  deviation. The star is the old quasar APM 08279+5255. We can find the quasar are below the lines, which means the old quasar APM 08279+5255 are younger than the age of the  $R_h = ct$  Universe. The open circle are old galaxies data with  $1\sigma$  error taken from [50]. The insert shows the the dispersion and data clearly.



**Fig. 2** The blue line shows the cosmic age in the  $R_h = ct$  using the best-fit value from SNe Ia and Hubble parameter, the red lines are the  $1\sigma$  deviation. The red circles are the 9 extremely old GCs and it also gives the error of their age.



**Fig. 3** Contour plot for  $\Lambda$ CDM model,  $I\Lambda$ CDM model, the GCG model and the holographic dark energy model respectively. The ellipses represent confidence intervals from  $1\sigma$  to  $3\sigma$  and the blue star means the optimal value. The blue line represents the age of universe at  $z = 3.91$  is 2.1 Gyr and the two red line represent the  $1\sigma$  error  $\pm 0.3$  Gyr. The arrowhead points the allowed region.



**Fig. 4** Similar as Fig. 2 but for  $\Lambda$ CDM model,  $\Lambda$ CDM model, the generalized Chaplygin gas model and the holographic dark energy model respectively.