

Singularities and Gauge Theory Phases

Mboyo Esole^{♣,♡}, Shu-Heng Shao[♡], and Shing-Tung Yau^{♣,♠}

[♠]Department of Mathematics, Harvard University, Cambridge, MA 02138, U.S.A.

[♡]Jefferson Physical Laboratory, Harvard University, Cambridge, MA 02138, U.S.A.

[♣]Taida Institute for Mathematical Science, National Taiwan University, Taipei, Taiwan.

Abstract

Motivated by M-theory compactification on elliptic Calabi-Yau threefolds, we present a correspondence between networks of small resolutions for singular elliptic fibrations and Coulomb branches of five-dimensional $\mathcal{N} = 1$ gauge theories. While resolutions correspond to subchambers of the Coulomb branch, partial resolutions correspond to higher codimension loci at which the Coulomb branch intersects the Coulomb-Higgs branches. Flops between different resolutions are identified with reflections on the Coulomb branch. Physics aside, this correspondence provides an interesting link between elliptic fibrations and representation theory.

Email:{esole , yau} at math.harvard.edu, shshao at physics.harvard.edu

Contents

1	Introduction	3
2	Geometry: Small Resolutions of Weierstrass Models	6
2.1	Weierstrass models	7
2.2	I_2^* : The $SU(2)$ model	10
2.3	I_3^* : The $SU(3)$ model	14
2.3.1	First blow up and conifold singularity: $\mathcal{E}_1 : (x, y, e_0 e_1)$	14
2.3.2	Second blow ups and flop: $\mathcal{T}^+ : (y, e_1 e_2)$ and $\mathcal{T}^- : (s, e_1 e_2)$	15
2.4	I_4^* : The $SU(4)$ model	17
3	Gauge Theory: Coulomb Branches of 5d $\mathcal{N} = 1$ Gauge Theories	19
3.1	$SU(2)$ with 2	20
3.2	$SU(3)$ with 3	20
3.3	$SU(4)$ with 4 and 6	21
4	The Correspondence: Networks of Resolutions and Coulomb Branches	22
4.1	$SU(2)$	22
4.2	$SU(3)$	23
4.3	$SU(4)$	24
5	Network of Boxes	28
6	Discussion	33
A	Second blow ups and flop for the $SU(3)$ model	34
A.1	Resolution $\mathcal{T}^+ : (y, e_1 e_2)$	34
A.2	Resolution $\mathcal{T}^- : (s, e_1 e_2)$	36
B	Small Resolutions and flops for the $SU(4)$ model	37
B.1	Partial resolution $\mathcal{E}_1 : (x, y, e_0 e_1)$	37
B.2	Partial resolution $\mathcal{T}^+ : (y, e_1 e_2)$	39
B.2.1	Resolution $\mathcal{T}_+^+(x, e_2 e_3)$	40
B.2.2	Resolution $\mathcal{T}_-^+(r, e_2 \alpha, \beta)$	42

B.3	Partial resolution $\mathcal{T}^- : (s, e_1 e_2)$	45
B.3.1	Resolution $\mathcal{T}_+^- : (x, e_2 e_3)$	46
B.3.2	Resolution $\mathcal{T}_-^- : (r, e_2 \alpha, \beta)$	47
B.4	Partial resolution $\mathcal{B} : (x, y, e_1 e_2)$	47
B.4.1	Resolution $\mathcal{B}^+ : (y, e_1 e_3)$	48
B.4.2	Resolution $\mathcal{B}^- : (s, e_1 e_3)$	51

1 Introduction

M-theory compactifications have always been a rich setup for exploring the interplay between gauge theory and geometry. Compactification of M-theory on Calabi-Yau threefolds gives rise to five-dimensional $\mathcal{N} = 1$ theories with vector multiplets and hypermultiplets [1]. The vacuum expectation values (vevs) of scalars in the vector multiplets parametrize the Coulomb branch of the theory while those of the scalars in the hypermultiplets parametrize the Higgs branch. There are also mixed branches, which we will call the Coulomb-Higgs branches, where parts of both the vector multiplet scalars and hypermultiplet scalars have nonzero vevs. Different crepant resolutions of the same singular Calabi-Yau threefold correspond to different subchambers of the Coulomb branch [2, 3, 4]. Here we present a pedagogical and detailed demonstration of this correspondence between the network of resolutions with the subchambers of the Coulomb branch of the quantum field theory. The analogous story for M-theory compactifications on Calabi-Yau fourfolds has been considered in [5, 6, 7, 8, 9, 10, 11, 12, 13].

We would like to emphasize that our correspondence goes *beyond* the context of M-theory. In particular, the total space does not have to be Calabi-Yau and it can be either a threefold or a fourfold. For this reason, we will also study the codimension three fibers for our resolutions. On the gauge theory side, the Coulomb branch can be solely described by the representation theory. Thus our correspondence, from a pure mathematical point of view, provides an interesting link between small resolutions for singular Weierstrass models and representation theory.

On the geometry side, we focus on elliptically fibered threefolds or fourfolds with a section over the base B . Such elliptic fibrations always admit a (singular) Weierstrass model [14, 15]. We will use the Weierstrass model as our starting point and consider those given by the ‘‘Tate forms’’ with *general* coefficients $a_{i,j}$. Specifically, we will consider the Tate form of type I_N^s , which has the explicit gauge groups $SU(N)$ after resolving the singularities [16, 17]. The base B is assumed to be nonsingular and of complex dimension two or three. We present a simple derivation for small resolutions of the $SU(N)$ Weierstrass model with $N = 2, 3, 4$ by giving a unified description that can be summarized by a network of successive blow ups. Flop transitions between different resolutions can be visualized from the ramification of branches in the network of resolutions. Some of the flops are induced by the \mathbb{Z}_2 automorphism in the Mordell-Weil group of the original Weierstrass model. The same feature was also observed in the case of the $SU(5)$ model [18]. We also study the fiber enhancements in codimension two and three for each resolution. Over the codimension two loci, we recover the standard enhancements $SU(N) \rightarrow SU(N+1)$ and $SU(N) \rightarrow SO(2N)$ [19, 20]. In the $SU(4)$ model, we find a non-Kodaira type fiber of type I_0^{*+} in codimension three.

On the gauge theory side, we consider the low energy quantum field theory by compactifying M-theory on an elliptic Calabi-Yau threefold of the $SU(N)$ Weierstrass model type. This theory is the five-dimensional $\mathcal{N} = 1$ gauge theory with gauge group $SU(N)$ and hypermultiplets in the fundamental representation (\square) and antisymmetric representations ($\begin{smallmatrix} \square \\ \square \end{smallmatrix}$). These are the representations arising from the rank one enhancements $SU(N) \rightarrow SU(N+1)$ and $SU(N) \rightarrow SO(2N)$ of the Weierstrass model in codimension two. This theory has a Coulomb branch in its vacuum

moduli space parametrized by the vev of the real scalar field ϕ in the vector multiplet. It also has a number of Coulomb-Higgs branches in its vacuum moduli space parametrized by both the vevs of some components of the real scalar ϕ and the vevs of some massless matter scalars Q, \tilde{Q} . From a representation-theoretic perspective, we consider the partitioning of the Coulomb branch into several *subchambers* separated by certain codimension one *walls* W_w . Each wall W_w is labeled by a weight in the fundamental or antisymmetric representation. The hypermultiplet scalars $Q_w, \tilde{Q}_{\bar{w}}$ with weight w become massless at the wall W_w and we can activate their vevs to go to the Coulomb-Higgs branch. These walls are sometimes called the Higgs branch roots in the physics literature where the Coulomb-Higgs branches and the Coulomb branch intersect.

After collecting the necessary data on the geometry and the gauge theory side, we present a one-to-one correspondence between the network of resolutions for the Weierstrass model with the Coulomb branch of the corresponding gauge theory. Starting from the bulk of the Coulomb branch, each subchamber of the Coulomb branch corresponds to a resolution in the network. Next going to codimension one, each wall W_w corresponds to a partial resolution in the network. Intersections of walls are also matched with partial resolutions that appear in earlier branches of the network of resolutions for the Weierstrass model. In addition, flops between different resolutions are realized as reflections¹ with respect to certain walls on the Coulomb branch. The $SU(3)$ and $SU(4)$ cases are demonstrated in Figure 1 and 2. We end up with the following dictionary between the Coulomb branch (left) and the network of resolutions (right):

Coulomb branch	\iff	Network of Resolutions
Subchamber	\iff	Resolution
Walls and their intersections	\iff	Partial resolutions
Moving on to the walls or their intersections	\iff	Blowing down
Reflection	\iff	Flop

The vanishing nodes (cycles) in the fiber of the Weierstrass model can also be read off from this correspondence. For example, one of the four nodes in the fiber of the $SU(4)$ model shrinks in the partial resolution \mathcal{E}_1 (see Figure 13² or (B.7)). On the gauge theory side, the corresponding line L indeed lies on the boundary of the Coulomb branch (see Figure 12), where part of the non-abelian gauge symmetry is restored, signaling vanishing nodes on the geometry side.

Note added While this work was finalized, a closely related paper [13] appeared on arXiv. The authors introduced a powerful graphical tool, called the box graph, to classify all the subchambers on the Coulomb branch from the representation theory input. We give the box graph descriptions for the resolutions studied in this paper in Sec 5. We also generalize the box graphs to *partial* resolutions.

¹These are reflections with respect to certain walls on the Coulomb branch, not to be confused with the Weyl reflections. We will restrict ourselves to the fundamental chamber, so we will not talk about the Weyl reflections in this paper.

²In Figure 13, the affine node C_0 is omitted so only three out of the four affine Dynkin nodes are shown there.

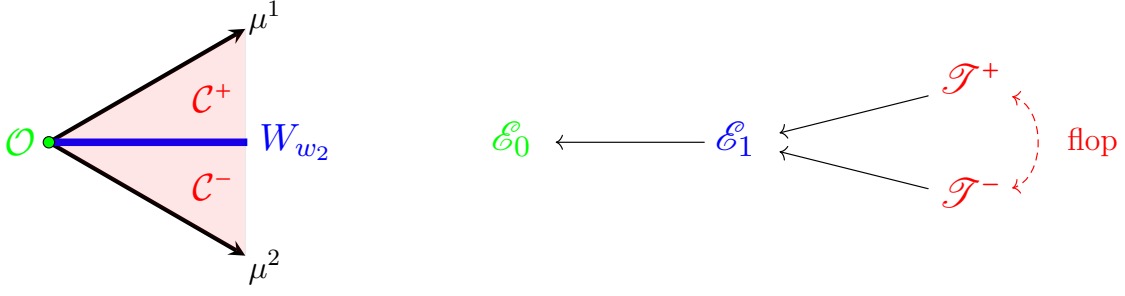


Figure 1: Left: The $SU(3)$ Coulomb branch. It is spanned non-negatively by the two vectors μ^1 and μ^2 . The Coulomb branch is divided by the line W_{w_2} into two subchambers \mathcal{C}^\pm . The line W_{w_2} is the codimension one *wall* where the Coulomb-Higgs branch intersects the Coulomb branch. Right: The network of small resolutions for the $SU(3)$ model. Each letter stands for a (partial) resolution of the original singular Weierstrass model \mathcal{E}_0 and each arrow represents a blow up. By going along (against) an arrow, we blow down (up) a variety. The identifications between the Coulomb branch with the (partially) resolved varieties are given by $\mathcal{T}^\pm = \mathcal{C}^\pm$, $\mathcal{E}_1 = W_{w_2}$, and $\mathcal{E}_0 = \mathcal{O}$. The flop is realized as the reflection with respect to the line (wall) W_{w_2} .

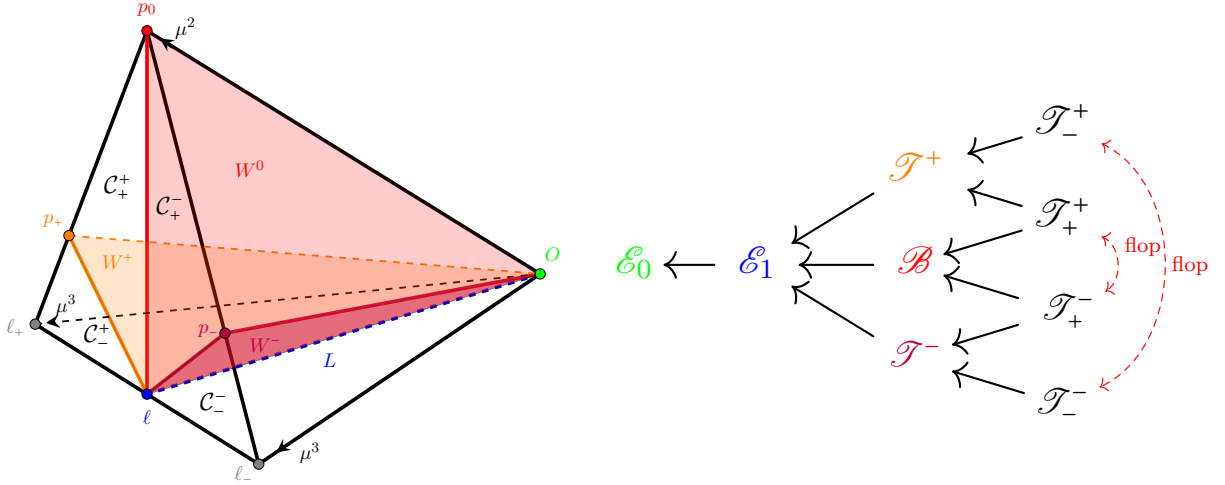


Figure 2: Left: The $SU(4)$ Coulomb branch. It is the three-dimensional cone spanned non-negatively by the three vectors μ^1, μ^2, μ^3 . There are three triangles (walls) W^+, W^0, W^- with vertices (p_+, ℓ, O) , (p_0, ℓ, O) , and (p_-, ℓ, O) , respectively, extending infinitely from the apex O . The three walls divide the Coulomb branch into four subchambers \mathcal{C}_\pm^\pm . The four subchambers are tetrahedrons in the above figure with vertices $\mathcal{C}_-^+ : (\ell_+, \ell, p_+, O)$, $\mathcal{C}_+^+ : (p_+, \ell, p_0, O)$, $\mathcal{C}_+^- : (p_0, \ell, p_-, O)$, $\mathcal{C}_-^- : (\ell_-, \ell, p_-, O)$ extending infinitely from the apex O . The three triangles intersect at a single line $L : (\ell, O)$. The point O is the origin of the Coulomb branch. Right: The network of resolutions for the $SU(4)$ Weierstrass model. One needs to blow up three times to completely resolve the singularity, leading to four resolved varieties \mathcal{T}_\pm^\pm . The identifications with the Coulomb branch are given by $\mathcal{T}_\pm^\pm = \mathcal{C}_\pm^\pm$, $\mathcal{T}^+ = W^+$, $\mathcal{B} = W^0$, $\mathcal{T}^- = W^-$, $\mathcal{E}_1 = L$, and $\mathcal{E}_0 = \mathcal{O}$. The flops are realized as reflections with respect to the wall W^0 .

2 Geometry: Small Resolutions of Weierstrass Models

We first fix our convention and spell out some basic definitions.

Resolution of singularities

A *resolution of singularities* is a map $f : X' \rightarrow X$ between a nonsingular variety X' and a singular variety X such that the following conditions are satisfied:

1. X' is a nonsingular variety.
2. f is a surjective birational map.
3. f is a proper map.
4. f is an isomorphism away from the singular locus of X .

Small birational map, crepant birational map

A birational map is said to be *small* when the exceptional locus has codimension two or higher. A birational map is said to be *crepant* when X is normal and f preserves the canonical class, that is $f^*K_X = K_{X'}$. A small resolution is always crepant, but a crepant resolution is not necessarily small. One way to construct a small resolution is to give a sequence of blowups with centers that are non-Cartier Weil divisors.

When working over \mathbb{C} , a morphism $\pi : Y \rightarrow B$ is *flat* if and only if the fibers are all equidimensional. We will require our resolutions to be small, crepant, and flat.

Notations for blow ups

After a blow up, the center of the blowup becomes a Cartier divisor called the exceptional divisor. We denote the exceptional divisor by E . Since E is a Cartier divisor, it admits a local equation $e = 0$ that is a rational section of $\mathcal{O}(E)$. If we blow up X along an ideal (g_1, \dots, g_n) to arrive at a new space X' we use the notation

$$X \longleftarrow \xrightarrow{(g_1, \dots, g_n \mid \bar{g}_1 : \dots : \bar{g}_n)} X',$$

where $[\bar{g}_1 : \dots : \bar{g}_n]$ are projective coordinates of the exceptional locus and are related to the generators (g_1, \dots, g_n) by the condition

$$\mathbf{rank} \begin{pmatrix} g_1 & \cdots & g_n \\ \bar{g}_1 & \cdots & \bar{g}_n \end{pmatrix} = 1,$$

which is equivalent to asking all the minors to vanish:

$$\bar{g}_i g_j - \bar{g}_j g_i = 0, \quad i, j = 1, \dots, n.$$

If we blowup an ideal generated by g_i , we express the blowup with the following notation [21]:

$$X \longleftarrow \xrightarrow{(g_1, \dots, g_n | e)} X',$$

where e defines a generator of the principal ideal corresponding to the exceptional locus of the blowup. Such a blowup is induced by the rescaling

$$g_k = e\bar{g}_k, \quad k = 1, \dots, n.$$

We can think of e as a section of $\mathcal{O}(E)$, where E is the exceptional divisor of the blowup of (g_1, \dots, g_n) . Then \bar{g}_k are projective coordinates of the projective bundle generated by the blowup. If g_i is a section of $\mathcal{O}(D_i)$, then \bar{g}_i is a section of $\mathcal{O}(D_i - E)$.

Since we will often need successive blowups, we will denote by E_k the exceptional divisor of the k -th blowup and by e_k a rational section of $\mathcal{O}(E_k)$.

2.1 Weierstrass models

A Weierstrass model [14, 15, 22, 23] is an elliptic fibration over a base variety B , where over each point on the base, the fiber is an elliptic curve described by a plane cubic algebraic curve with equation

$$\mathcal{E}_0 : y^2z + a_1xyz + a_3yz^2 - (x^3 + a_2x^2z + a_4xz^2 + a_6z^3) = 0, \quad (2.1)$$

where $[x : y : z]$ are the homogeneous coordinates of \mathbb{P}^2 and the coefficients a_i are sections of certain line bundles over the base B described below. The cubic curve is a projective curve of genus one. It has a clear choice of a rational point given by $x = z = 0$. The tangent to the curve at that point is $z = 0$ and it has a triple intersection with the curve.

Globally, a Weierstrass model over a base B requires a choice of a line bundle $\mathcal{L} \rightarrow B$ so that the equation (2.1) is the zero locus of a section of the line bundle

$$\mathcal{O}(3) \otimes \pi^* \mathcal{L}^6 \quad (2.2)$$

inside the projective bundle

$$\pi : \mathbb{P}[\mathcal{O}_B \oplus \mathcal{L}^2 \oplus \mathcal{L}^3] \rightarrow B. \quad (2.3)$$

The Weierstrass model is Calabi-Yau only when $c_1(B) = c_1(\mathcal{L})$ as can be seen by applying the adjunction formula. The homogeneous coordinates x, y, z of the \mathbb{P}^2 -bundle and the coefficients a_i are sections of the following line bundles:

$$\begin{cases} z \text{ is a section of } \mathcal{O}(1), \\ x \text{ is a section of } \mathcal{O}(1) \otimes \pi^* \mathcal{L}^2, \\ y \text{ is a section of } \mathcal{O}(1) \otimes \pi^* \mathcal{L}^3, \\ a_i \text{ is a section of } \pi^* \mathcal{L}^i. \end{cases}$$

In the following we will take the base variety B to be a nonsingular algebraic variety of complex dimension two or three. Some comments on our notation:

- We use the classical convention for the projectivization $\pi : \mathbb{P}(\mathcal{E}) \rightarrow B$ of a locally free sheaf \mathcal{E} over B : the fibers of $\mathbb{P}(\mathcal{E})$ are the lines of \mathcal{E} passing through the origin and not the hyperplanes³.
- We denote the tautological line bundle of the projective bundle $\mathbb{P}(\mathcal{E})$ by $\mathcal{O}_{\mathbb{P}(\mathcal{E})}(-1)$. Its dual is the canonical line bundle $\mathcal{O}_{\mathbb{P}(\mathcal{E})}(1)$. When the context is clear, we will abuse the notation and write $\mathcal{O}(-1)$ and $\mathcal{O}(1)$ respectively for $\mathcal{O}_{\mathbb{P}(\mathcal{E})}(-1)$ and $\mathcal{O}_{\mathbb{P}(\mathcal{E})}(1)$. We also write $\mathcal{O}(-n)$ (for $n > 0$) for the n th tensor product of $\mathcal{O}(-1)$. Its dual is $\mathcal{O}(n)$, the n th tensor product of $\mathcal{O}(1)$.

Mordell-Weil group A Weierstrass model is a true elliptic fibration in the sense that the generic fiber is a genus one curve endowed with a choice of a rational point. As we move over the base, that rational point becomes a section of the fibration. Here the section is given by the point $x = z = 0$ on every fiber. The Mordell-Weil group of the elliptic fibration is the group of sections of the elliptic fibration. For a Weierstrass model, we take its origin to be the section $x = z = 0$. Given a point on the base B in the Weierstrass model, the opposite of a point $[x : y : z]$ under Mordell-Weil group is $[x : -y - a_1x - a_3z : z]$. This defines a fiberwise \mathbb{Z}_2 automorphism of \mathcal{E}_0 ,

$$\iota : \mathcal{E}_0 \rightarrow \mathcal{E}_0 : [x : y : z] \mapsto [x : -y - a_1x - a_3z : z]. \quad (2.4)$$

If the Weierstrass model is singular, after a resolution ι is not necessarily an automorphism of the resolved space. However, the mapping it induces, which will be called the *inverse action*, can map a resolution of \mathcal{E}_0 to another one and can even be a flop transition.

Singular fibers and Tate forms An elliptic curve given by a Weierstrass equation is singular if and only if its discriminant Δ is zero. If a Weierstrass equation is defined over k and let \bar{k} be the algebraic closure of k , then two nonsingular elliptic curves are isomorphic over \bar{k} if and only if they have the same j -invariant. We can write the discriminant and the j -invariant in terms of variables (b_2, b_4, b_6) or (c_4, c_6) which are defined as follows [14, 24]:

$$b_2 = a_1^2 + 4a_2, \quad (2.5)$$

$$b_4 = a_1a_3 + 2a_4, \quad (2.6)$$

$$b_6 = a_3^2 + 4a_6, \quad (2.7)$$

$$b_8 = b_2a_6 - a_1a_3a_4 + a_2a_3^2 - a_4^2, \quad (2.8)$$

$$c_4 = b_2^2 - 24b_4, \quad (2.9)$$

$$c_6 = -b_2^3 + 36b_2b_4 - 216b_6, \quad (2.10)$$

$$\Delta = -b_2^2b_8 - 8b_4^3 - 27b_6^2 + 9b_2b_4b_6 = \frac{1}{1728}(c_4^3 - c_6^2), \quad (2.11)$$

$$j = \frac{c_4^3}{\Delta}. \quad (2.12)$$

³ The convention we use for projective bundles is the opposite of the convention used in Hartshorne but matches the convention used in most papers in F-theory, the conventions of Fulton's book on intersection theory, and in the (coming) book of Eisenbud and Harris on intersection theory.

These quantities are related by the following relations:

$$4b_8 = b_2b_6 - b_4^2 \quad \text{and} \quad 1728\Delta = c_4^3 - c_6^2. \quad (2.13)$$

A nonsingular Weierstrass model only has nodal and cuspidal curves as singular fibers. In order to have more interesting singular fibers, we have to consider singular Weierstrass models. The singularity of an elliptic fibration over divisors of the base are classified by Kodaira and Néron [25, 26] and can be predicted by manipulating the coefficients of the Weierstrass equation following Tate's algorithm [27]. We can force a given singularity over a hypersurface (a Cartier divisor) cut by an equation:

$$e_0 = 0 \quad (2.14)$$

by allowing the coefficients a_i to vanish on e_0 with certain multiplicities. Given the order of e_0 for each of the sections a_i , the types of singularity are given by Tate's algorithm. If a_i has vanishing order k , we will write

$$a_i = a_{i,k} e_0^k. \quad (2.15)$$

(If $k = 0$ we will simply write $a_{i,k}$ as a_i .)

In this paper we will consider the type I_N^s Weierstrass model corresponding to gauge group $SU(N)$. For N being even $N = 2n$ or odd $N = 2n + 1$, the vanishing orders for $I_{2n}^s : SU(2n)$ and $I_{2n+1}^s : SU(2n + 1)$ are [16, 17]:

$$SU(2n) : a_1 = a_1, a_2 = a_{2,1}e_0, a_3 = a_{3,n}e_0^n, a_4 = a_{4,n}e_0^n, a_6 = a_{6,2n}e_0^{2n}, \quad (2.16)$$

$$SU(2n + 1) : a_1 = a_1, a_2 = a_{2,1}e_0, a_3 = a_{3,n}e_0^n, a_4 = a_{4,n+1}e_0^{n+1}, a_6 = a_{6,2n+1}e_0^{2n+1}. \quad (2.17)$$

In the case of $SU(2n)$, the discriminant factorizes as follows

$$\Delta = e_0^{2n} \left[-a_1^4 P_{2n} + \mathcal{O}(e_0) \right], \quad P_{2n} := -a_1 a_{3,n} a_{4,n} - a_{4,n}^2 + a_1^2 a_{6,2n}. \quad (2.18)$$

The first component e_0^{2n} is the locus over which we have the fiber of type I_{2n}^s after resolution of singularities. The second component corresponding to the bracket is the locus over which we have the nodal curves I_1 . These two divisors intersect in codimension two in the base along $e_0 = a_1 = 0$ and $e_0 = P_{2n} = 0$. They intersect further in codimension three along $e_0 = a_1 = a_{4,n} = 0$. We see that $e_0 = a_1 = 0$ is on the cuspidal locus $c_4 = c_6 = 0$ while $e_0 = P_{2n} = 0$ is not. We will see in later sections that there are rank one enhancements in the codimension two loci $e_0 = a_1 = 0$ and $e_0 = P_{2n} = 0$.

In the case of $SU(2n + 1)$ we have

$$\Delta = e_0^{2n+1} \left[-a_1^4 P_{2n+1} + \mathcal{O}(e_0) \right], \quad P_{2n+1} := a_{2,1} a_{3,n}^2 - a_1 a_{3,n} a_{4,n+1} + a_1^2 a_{6,2n+1}. \quad (2.19)$$

The discriminant again contains two components. They intersect in codimension two along $e_0 = a_1 = 0$ and $e_0 = P_{2n+1} = 0$. These two codimension two loci intersect further in codimension three along $e_0 = a_1 = a_{2,1} = 0$ and $e_0 = a_1 = a_{3,n} = 0$. We will see in later sections that there are rank one enhancements in codimension two loci $e_0 = a_1 = 0$ and $e_0 = P_{2n+1} = 0$.

2.2 I_2^s : The $SU(2)$ model

The Tate form for the $SU(2)$ model is [16, 17]

$$\mathcal{E}_0 : Y := y^2 + a_1xy + a_{3,1}e_0y - (x^3 + a_{2,1}e_0x^2 + a_{4,1}e_0x + a_{6,2}e_0^2) = 0, \quad (2.20)$$

where we are in the patch $z \neq 0$. It is easy to see that there is no singularity at $z = 0$, so we will henceforth stay in this patch and set $z = 1$. In fact, the total space is singular at

$$x = y = e_0 = 0, \quad (2.21)$$

where all the partial derivatives of Y vanish. The singularity is sitting at a point $x = y = 0$ over the divisor $e_0 = 0$ in the base. Above the divisor $e_0 = 0$, the elliptic curve becomes

$$y^2 + a_1xy - x^3 = 0 \quad (2.22)$$

which can be written explicitly as a nodal curve:

$$(y + \frac{1}{2}a_1x)^2 - x^2(x + \frac{1}{4}a_1^2) = 0. \quad (2.23)$$

In particular, we see that over $e_0 = a_1 = 0$, the nodal curve becomes a cuspidal curve

$$(y + \frac{1}{2}x)^2 - x^3 = 0. \quad (2.24)$$

This suggests a possibility of fiber enhancement for the resolved variety over $e_0 = a_1 = 0$.

To resolve the singularity, we will blow up the singular locus $x = y = e_0 = 0$.

Resolution $\mathcal{E}_1 : (x, y, e_0 | e_1)$

To blow up the center (x, y, e_0) , we introduce a \mathbb{P}^2 with homogeneous coordinates $[\bar{x} : \bar{y} : \bar{e}_0]$ such that they are collinear with x, y, e_0 . That is,

$$x = e_1\bar{x}, \quad y = e_1\bar{y}, \quad e_0 = e_1\bar{e}_0, \quad (2.25)$$

where $e_1 = 0$ is the exceptional divisor. Note that e_1 is always defined since at least one of $\bar{x}, \bar{y}, \bar{e}_0$ is nonzero. To simplify our notations, we will henceforth drop the bar for the new projective coordinates and forget about the original unbarred coordinates x, y, e_0 . The collinear condition (2.25) is then rewritten as the replacement,

$$(x, y, e_0) \rightarrow (e_1x, e_1y, e_1e_0). \quad (2.26)$$

The blow up will be denoted as

$$\mathcal{E}_0 \longleftarrow \xrightarrow{(x, y, e_0 | e_1)} \mathcal{E}_1, \quad (2.27)$$

with the last entry e_1 in parentheses being the ideal of the exceptional divisor. By doing the replacement (2.26) in \mathcal{E}_0 and factoring out e_1^2 (which shows that the singularity has multiplicity two), we arrive at the resolved variety \mathcal{E}_1 :

$$\mathcal{E}_1 : y^2 + a_1xy + a_{3,1}e_0y = e_1x^3 + a_{2,1}e_1e_0x^2 + a_{4,1}e_0x + a_{6,2}e_0^2. \quad (2.28)$$

Since the blow up introduces an extra \mathbb{P}^2 , now the ambient space is parametrized by

$$[e_1x : e_1y : z = 1][x : y : e_0]. \quad (2.29)$$

As one can easily check, \mathcal{E}_1 is a nonsingular variety if $\dim_{\mathbb{C}} B \leq 3$. Therefore for the $SU(2)$ model, we need only one blow up to fully resolve the singularity.

Fiber enhancements In \mathcal{E}_0 , the fibers are singular over $e_0 = 0$. Now after the blow up, the divisor $e_0 = 0$ is replaced by $e_1e_0 = 0$, over which the fiber is still singular even though the total space is nonsingular. The fiber over the codimension one hypersurface $e_0e_1 = 0$ consists of the following two nodes, which are both isomorphic to \mathbb{P}^1 ,

$$\begin{aligned} C_0 : e_0 &= y^2 + a_1xy - e_1x^3 = 0, \\ C_1 : e_1 &= y^2 + a_1xy + a_{3,1}e_0y - a_{4,1}e_0x - a_{6,2}e_0^2 = 0. \end{aligned} \quad (2.30)$$

Over $e_0 = 0$, the ambient space is described by a fibration of Hirzebruch surfaces \mathbb{F}_1 . This can be seen by introducing the variables $X = e_1x$ and $Y = e_1y$. Indeed we then have the following ambient space parametrized by the projective coordinates

$$[X : Y : z][x : y : 0], \quad (2.31)$$

together with the relation

$$xY - yX = 0, \quad (2.32)$$

which is the definition for the Hirzebruch surface \mathbb{F}_1 .

The equation of C_0 is better understood by putting back the projective variable z into the defining equations for the nodes,

$$\begin{aligned} C_0 : e_0 &= zy^2 + a_1xyz - e_1x^3 = 0, \\ C_1 : e_1 &= zy^2 + a_1xyz + a_{3,1}e_0yz^2 - a_{4,1}e_0xz^2 - a_{6,2}e_0^2z^3 = 0. \end{aligned} \quad (2.33)$$

We see that the equation for C_0 fixes the value of e_1 and hence fixes to a point in the first \mathbb{P}^2 in the ambient space. It follows that C_0 is parametrized by $[x : y]$. At $x = 0$, even though e_1 is not fixed by the equation, the equation implies $z = 0$ since $y \neq 0$ if $x = 0$. Hence the equation also fixes to a point, i.e. $[e_1x = 0, e_1y = 0, z = 1]$, in the first \mathbb{P}^2 . In other words, C_0 describes a \mathbb{P}^1 -bundle over the divisor $e_0e_1 = 0$ in the base.

Over $e_1 = 0$, the ambient space is just a \mathbb{P}^2 -bundle with projective coordinates $[x : y : e_0]$. It follows that C_1 is a quadric in $\mathbb{P}^2 : [x : y : e_0]$. In particular it means that C_1 defines a quadric

bundles over the divisor $e_0e_1 = 0$. A quadric bundle, in contrast to a \mathbb{P}^1 -bundle, can have singular fibers. These singular fibers are located at the zero locus of the discriminant of the quadric as we will see later. All together, the nodes C_0 and C_1 intersect at two points

$$C_0 \cap C_1 : [0 : 0 : 1][1 : 0 : 0] + [0 : 0 : 1][1 : -a_1 : 0]. \quad (2.34)$$

This is the I_2 fiber in Kodaira's classification. In the gauge theory language, this is interpreted as the affine Dynkin diagram for $SU(2)$.

Now let us move on to some special codimension two loci on B where more interesting fibers appear. The fiber formed by C_0 and C_1 can degenerate in two different ways: the two intersection points can coincide so that the fiber becomes a fiber of Kodaira type III, or C_1 can degenerate into two lines, giving in this way a fiber of Kodaira type I_3 . The latter would happen when the discriminant of the quadric describing C_1 vanishes. This discriminant is precisely the P_2 introduced in (2.18).

Over $e_0e_1 = 0$ and

$$P_2 = -a_1a_{3,1}a_{4,1} - a_{4,1}^2 + a_1^2a_{6,2} = 0 \quad (2.35)$$

but $a_1, a_{4,1} \neq 0$, the quadric C_1 splits into two lines,

$$y^2 + a_1xy + a_{3,1}e_0y - a_{4,1}e_0x - a_{6,2}e_0^2 = \frac{1}{a_1a_{4,1}} [a_{4,1}y + a_1a_{4,1}x + a_1a_{6,2}e_0] (a_1y - a_{4,1}e_0) = 0. \quad (2.36)$$

That is, the node C_1 splits as

$$C_1 \rightarrow C_1^{(1)} : e_1 = a_{4,1}y + a_1a_{4,1}x + a_1a_{6,2}e_0 = 0, \quad [0 : 0 : 1][a_{4,1}x : -a_1x - a_1a_{6,2}e_0 : a_{4,1}e_0], \quad (2.37)$$

$$C_1^{(2)} : e_1 = a_1y - a_{4,1}e_0 = 0, \quad [0 : 0 : 1][a_1x : a_{4,1}e_0 : a_1e_0]. \quad (2.38)$$

Right next to each node we write their explicit parametrizations. Note $C_1^{(1)}$ and $C_1^{(2)}$ intersect at $a_1^2a_{4,1}x + (a_1^2a_{6,2} + a_{4,1}^2)e_0 = 0$. Hence the fiber enhances from I_2 to the I_3 fiber over $P_2 = 0$ on the divisor $e_0e_1 = 0$. In the gauge theory language, this is the rank one enhancement from $SU(2)$ to $SU(3)$.

Over $e_0e_1 = a_1 = 0$, the two fibers C_0 and C_1 meet at a double point, so the fiber enhances from I_2 to the type III fiber there.

Over $e_0e_1 = a_1 = a_{4,1} = 0$, the node C_1 becomes

$$C_1 : e_1 = y^2 + a_{3,1}e_0y - a_{6,2}e_0^2 = 0. \quad (2.39)$$

Hence C_1 splits into two nodes $C_1^{(1)'}$ and $C_1^{(2)'}$ parametrized by

$$C_1 \rightarrow C_1^{(i)'} : [0 : 0 : 1][x : y^{(i)} : e_0^{(i)}], \quad i = 1, 2, \quad (2.40)$$

where $y^{(i)}, e_0^{(i)}$, $i = 1, 2$, are the two roots of $y^2 + a_{3,1}e_0y - a_{6,2}e_0^2 = 0$. The three nodes $C_0, C_1^{(1)'}$, and $C_1^{(2)'}$ meet at a point $[0 : 0 : 1][1 : 0 : 0]$, so the fiber is of type IV. The fiber enhancements for \mathcal{E}_1 in the $SU(2)$ model are summarized in Table 1 and Figure 3.

Network of resolutions The blow up for the $SU(2)$ model is summarized in the following (degenerate) network,

$$\mathcal{E}_0 \xleftarrow{(x,y,e_0|e_1)} \mathcal{E}_1,$$

where the arrow represents the blow up. This network will be the key data we extract from the geometry side. We will see more nontrivial networks in the following.

$e_0e_1 = 0$	$e_0e_1 = P_2 = 0$	$e_0e_1 = a_1 = 0$	$e_0e_1 = a_1 = a_{4,1} = 0$
	$C_1 \rightarrow C_1^{(1)} + C_1^{(2)}$		$C_1 \rightarrow C_1^{(1)'} + C_1^{(2)'}$
I ₂	I ₃	III	IV

Table 1: The fiber enhancements for \mathcal{E}_1 in the $SU(2)$ model. Here $P_2 = -a_1a_{3,1}a_{4,1} - a_{4,1}^2 + a_1^2a_{6,2} = 0$.

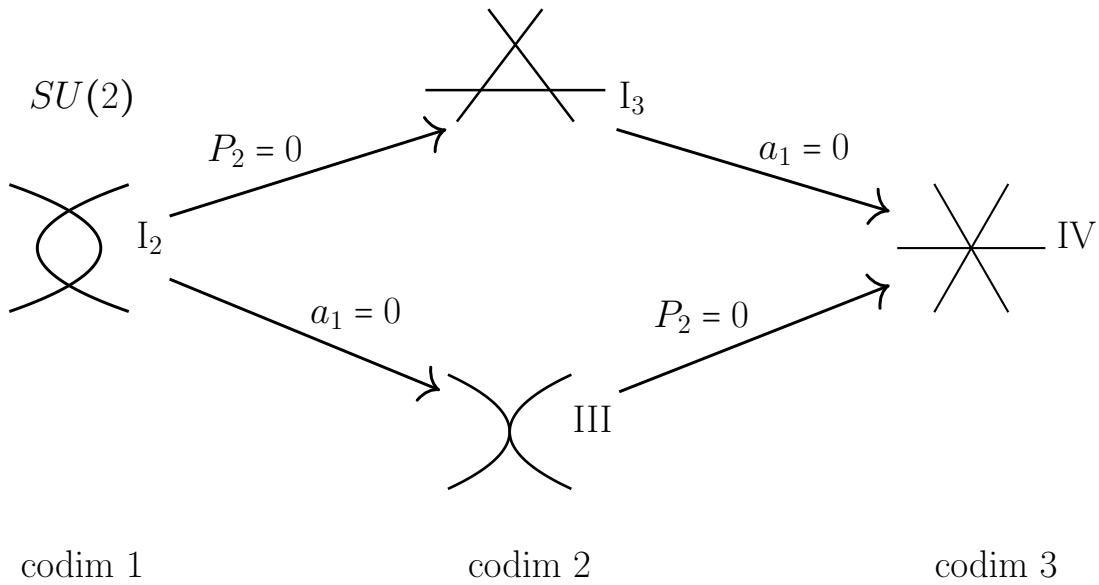


Figure 3: The fiber enhancements over the divisor $e_0e_1 = 0$ for the $SU(2)$ model. Note that the codimension three locus $e_0e_1 = a_1 = P_2 = 0$ is the same as $e_0e_1 = a_1 = a_{4,1} = 0$ (see (2.35)).

2.3 I_3^s : The $SU(3)$ model

Let us move on to the $SU(3)$ Weierstrass model [16, 17],

$$y^2 + a_1xy + a_{3,1}e_0y = x^3 + a_{2,1}e_0x^2 + a_{4,2}e_0^2x + a_{6,3}e_0^3. \quad (2.41)$$

Again the total space is singular at

$$x = y = e_0 = 0. \quad (2.42)$$

To resolve the singularity, we proceed as before by blowing up along the ideal (x, y, e_0) .

2.3.1 First blow up and conifold singularity: $\mathcal{E}_1 : (x, y, e_0 | e_1)$

By blowing up along the ideal (x, y, e_0)

$$(x, y, e_0) \rightarrow (e_1x, e_1y, e_1e_0), \quad (2.43)$$

we obtain the resolved variety \mathcal{E}_1 ,

$$\mathcal{E}_1 : y(y + a_1x + a_{3,1}e_0) - e_1(x^3 + a_{2,1}e_0x^2 + a_{4,2}e_0^2x + a_{6,3}e_0^3) = 0. \quad (2.44)$$

The ambient space is parametrized by the following projective coordinates

$$[e_1x : e_1y : z = 1][x : y : e_0]. \quad (2.45)$$

Description of the fiber Generally over the divisor $e_0e_1 = 0$, we have three nodes in the fiber,

$$\begin{aligned} C_0 : e_0 = y^2 + a_1xy - e_1x^3 = 0, \\ C_1 : e_1 = y + a_1x + a_{3,1}e_0 = 0, \\ [0 : 0 : 1][x : -a_1x - a_{3,1}e_0 : e_0], \\ C'_1 : e_1 = y = 0, \\ [0 : 0 : 1][x : 0 : e_0]. \end{aligned} \quad (2.46)$$

Below each node is its explicit parametrization. For example, C'_1 is parametrized by x, e_0 in the last $\mathbb{P}^2 : [x : 0 : e_0]$. The three nodes intersect pairwise at three different points and we identify them as the I_3 fiber. It should be emphasized at this point that even though \mathcal{E}_1 is still singular as we will see shortly, we already obtain the full affine Dynkin diagram for $SU(3)$. If we consider the Kähler moduli here, while the size of the affine node C_0 is set by the size of the original \mathbb{P}^2 for the projective bundle, the sizes of C_1 and C'_1 are not independent and are controlled by the size of the \mathbb{P}^2 we introduced to perform the first blow up. This can be seen by noting that C_1 and C'_1 are both complex lines inside the new $\mathbb{P}^2 : [x : y : e_0]$ and scale uniformly with the new \mathbb{P}^2 . It is only after the second blow up that the two nodes C_1 and C'_1 acquire independent Kähler parameters controlling their sizes. This is quite in contrast with the usual blow up of a complex surface with $A - D - E$ singularity, where we obtain new nodes at each step of the blow up.

Conifold singularity In contrast to the $SU(2)$ model, the variety \mathcal{E}_1 after the first blow up is still singular. To see this, we define

$$s(x, y, e_0) = y + a_1x + a_{3,1}e_0, \quad (2.47)$$

$$Q(x, e_0) = x^3 + a_{2,1}e_0x^2 + a_{4,2}e_0^2x + a_{6,3}e_0^3, \quad (2.48)$$

and rewrite \mathcal{E}_1 (2.44) as

$$\mathcal{E}_1 : ys = e_1Q. \quad (2.49)$$

In this expression, it is clear there is a conifold singularity at

$$y = e_1 = s = Q = 0. \quad (2.50)$$

Note that $y = e_1 = s = 0$ is precisely the intersection $C'_1 \cap C_1$. Over a general point on the base B , Q can not be zero at the same time as $y = e_1 = s = 0$. Only at

$$P_3 = a_{3,1}^3 - a_1a_{2,1}a_{3,1}^2 + a_1^2a_{3,1}a_{4,2} - a_1^3a_{6,3} = 0 \quad (2.51)$$

is there a solution to (2.50). Hence the conifold singularity only occurs at a codimension two locus on the base B defined by $P_3 = e_1e_0 = 0$. Note that P_3 was first introduced as the leading term in the second component of the discriminant (2.19). As we will see in Appendix A, after the second blow up, there will be a fiber enhancement at this codimension two locus.

2.3.2 Second blow ups and flop: $\mathcal{T}^+ : (y, e_1|e_2)$ and $\mathcal{T}^- : (s, e_1|e_2)$

Next we wish to blow up the conifold singularity of $ys = e_1Q$. As usual for the conifold singularity, there are two possible blow ups one can do: we can either blow up along the ideal (y, e_1) or the ideal (s, e_1) . The two resolutions \mathcal{T}^+ and \mathcal{T}^- are related by the flop exchanging y with $-s = -y - a_1x - a_{3,1}e_0$, which is the inverse action (2.4) induced by the \mathbb{Z}_2 automorphism in the Mordell-Weil group. Geometrically, \mathcal{T}^+ and \mathcal{T}^- are obtained by blowing up along $C'_1 : e_1 = y = 0$ and $C_1 : e_1 = s = 0$, respectively. Hence the flop exchanges the two nodes C'_1 and C_1 in the $SU(3)$ Dynkin diagram. Also, since we blow up along divisors C_1 or C'_1 , the resolutions are guaranteed to be crepant. One can check that after the second blow up, \mathcal{T}^\pm are both nonsingular varieties for $\dim_{\mathbb{C}} B \leq 3$. We therefore arrive at the network of resolutions for the $SU(3)$ model in Figure 4.

A detailed analysis of \mathcal{T}^+ and \mathcal{T}^- can be found in Appendix A. The fiber enhancements over codimension two and three loci are summarized in Figure 5.

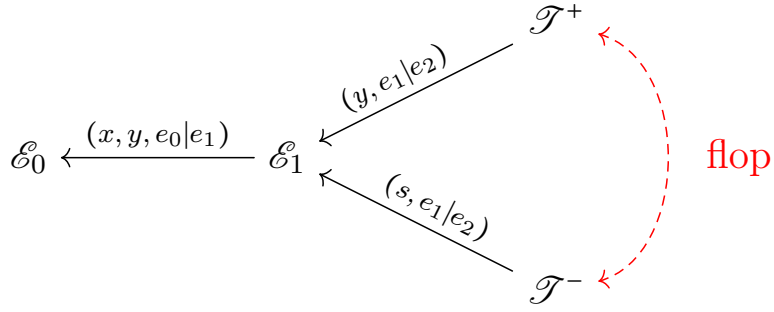


Figure 4: The network of resolutions for the $SU(3)$ model. Each letter stands for a (partial) resolution and each arrow represents a blow up. Starting from \mathcal{E}_0 , there is a unique (crepant) blow up $(x, y, e_0|e_1)$ to go to the partial resolution \mathcal{E}_1 . For the second blow ups, there are two inequivalent blow ups leading to \mathcal{T}^\pm . The two resolutions \mathcal{T}^\pm are related by a flop induced by the \mathbb{Z}_2 automorphism (2.4) in the Mordel-Weil group. Here $s = y + a_1x + a_{3,1}e_0$.

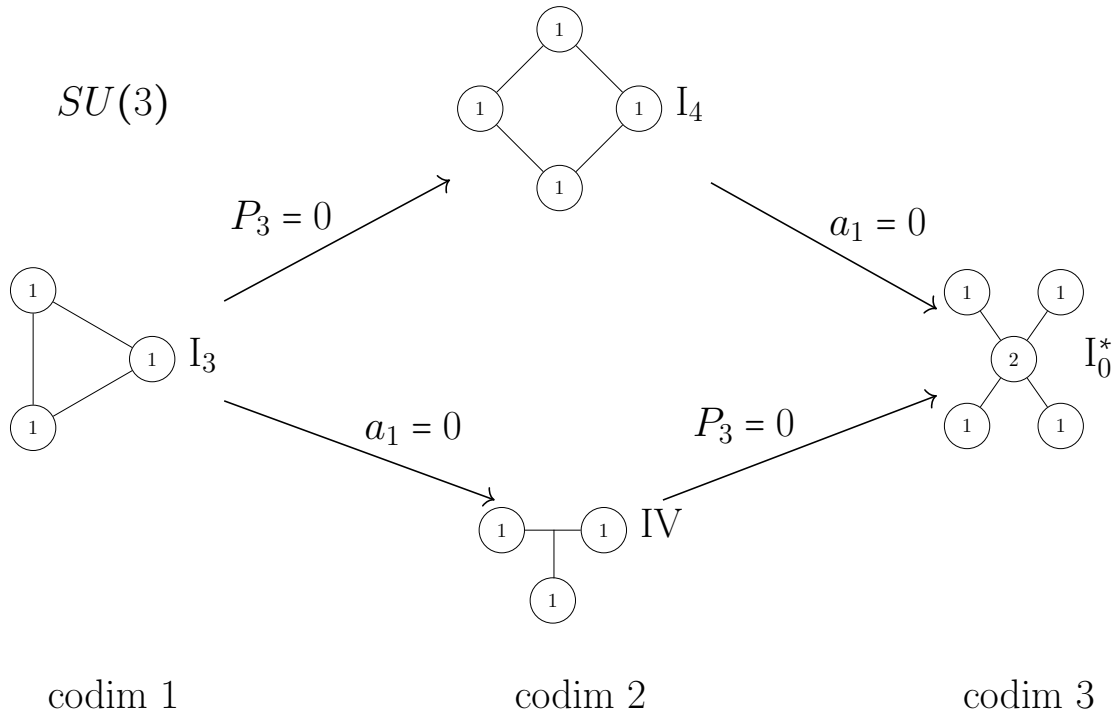


Figure 5: The fiber enhancements over the divisor $e_0e_1e_2 = 0$ for the resolved $SU(3)$ model \mathcal{T}^\pm . The fiber enhancements are the same for both resolutions up to relabeling. The trivalent point for IV means that the three nodes meet at the same point. Note that the codimension three locus $e_0e_1e_2 = a_1 = P_3 = 0$ is the same as $e_0e_1e_2 = a_1 = a_{3,1} = 0$ (see (2.51)). Here $P_3 = a_{3,1}^3 - a_1a_{2,1}a_{3,1}^2 + a_1^2a_{3,1}a_{4,2} - a_1^3a_{6,3} = 0$.

2.4 I_4^s : The $SU(4)$ model

For the $SU(4)$ model we need three blow ups to completely resolve the singularity for a base of dimension two or three. The details can be found in Appendix B. The $SU(4)$ model is [16, 17]

$$\mathcal{E}_0 : y^2 + a_1xy + a_{3,2}e_0^2y = x^3 + a_{2,1}e_0x^2 + a_{4,2}e_0^2x + a_{6,4}e_0^4. \quad (2.52)$$

After three blow ups, we end up with four resolutions \mathcal{T}_\pm^\pm . The network of resolutions is given in Figure 7. The fiber enhancements in codimension two and three loci are summarized in Figure 6.

In the $SU(4)$ network of resolutions, the red lines are the flops induced by the \mathbb{Z}_2 automorphism (2.4) of \mathcal{E}_0 . The blue line indicates that the two varieties are isomorphic to each other and will therefore be identified as one resolution. See section B.4.1 for a detailed discussion. The fiber enhancements are summarized in Appendix B, Tables 7 and 8.

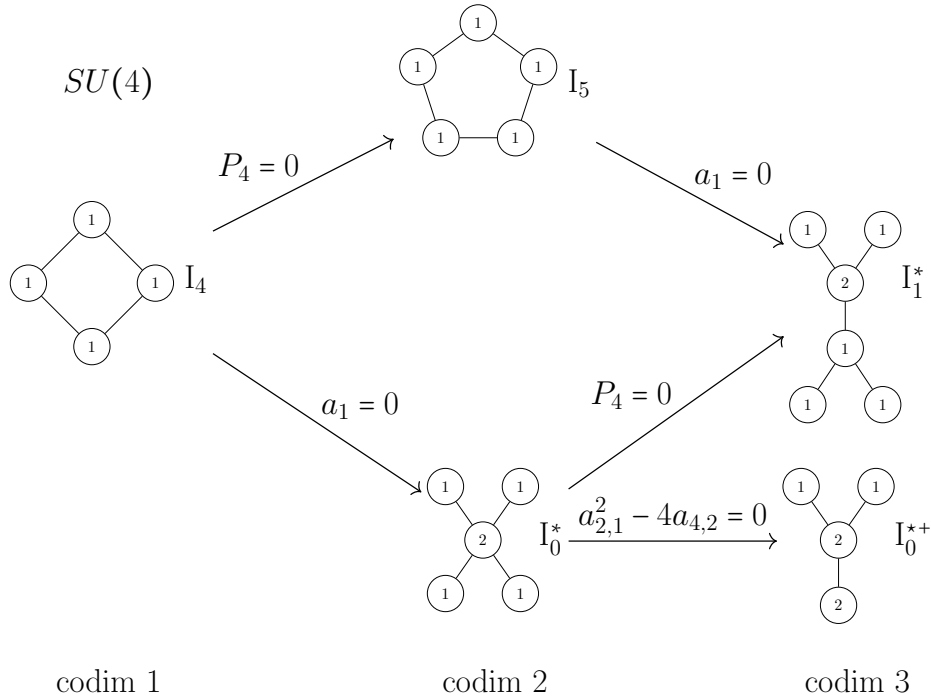


Figure 6: The fiber enhancements over the divisor $e_0e_1e_2e_3 = 0$ for the resolved $SU(4)$ model \mathcal{T}_\pm^\pm . Even though the splittings of the nodes are different for the four resolutions, the fiber enhancements are the same. See Table 7 and 8 for the splittings of the nodes. Over $e_0e_1e_2e_3 = a_1 = a_{2,1}^2 - 4a_{4,2} = 0$, we found a non-Kodaira type fiber I_0^{*+} , which is a degeneration of I_0^* . Note that the codimension three locus $e_0e_1e_2e_3 = a_1 = P_4 = 0$ is the same as $e_0e_1e_2e_3 = a_1 = a_{4,2} = 0$ (see (B.23)). Here $P_4 = -a_{4,2}^2 - a_1a_{3,2}a_{4,2} + a_1^2a_{6,4} = 0$.

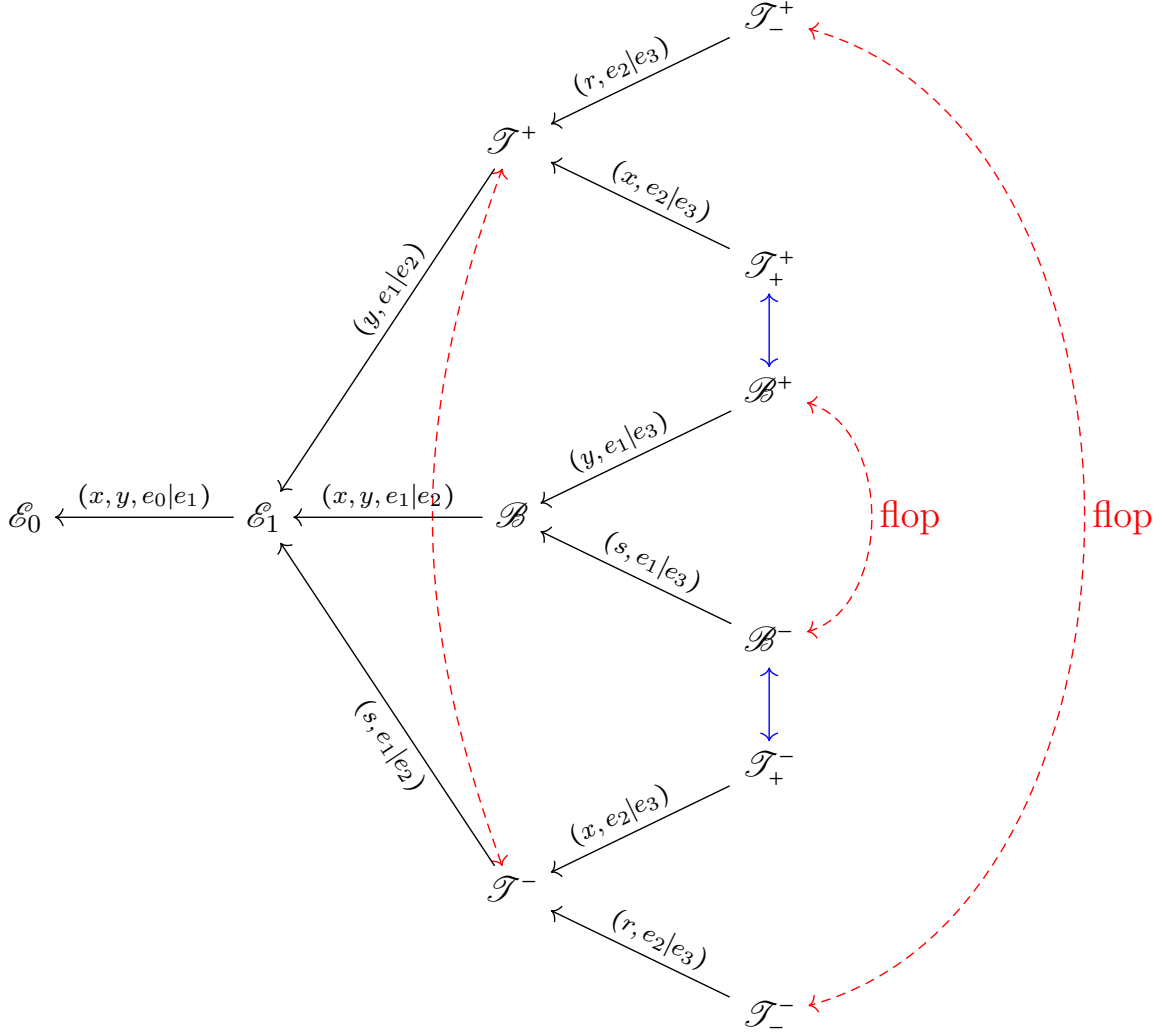


Figure 7: The network of resolutions for the $SU(4)$ model. Each letter stands for a (partial) resolution and each arrow stands for a blow up. For the $SU(4)$ model, one needs to blow up three time to completely resolve the singularity. The red lines are the flops induced by the \mathbb{Z}_2 automorphism (2.4) in the Mordell-Weil group. The blue line indicates that the two resolutions are identified as a single one (see Section B.4.1). After the identifications, we end up with four resolutions \mathcal{T}_\pm^\pm for the $SU(4)$ model. Later on we will identify this network of resolutions with the $SU(4)$ Coulomb branch (see Figure 12).

3 Gauge Theory: Coulomb Branches of 5d $\mathcal{N} = 1$ Gauge Theories

In this section we discuss the 5d $\mathcal{N} = 1$ theories arising from M-theory compactification on elliptic Calabi-Yau threefolds of the type I_N^s , corresponding to gauge group $SU(N)$. We will not discuss the explicit prepotential or the 5d Chern-Simons term, but focus on the Coulomb branch from a purely representation theory aspect. We will mainly follow [4].

Consider 5d $\mathcal{N} = 1$ gauge theory with a vector multiplet in gauge group $G = SU(N)$ and massless hypermultiplets in representations R_a , where a labels different representations. We will restrict ourselves to the case where the R_a are the fundamental representation (\square), the two-index antisymmetric representation (\square), and their conjugates. These are the representation arising from the rank one enhancements $SU(N) \rightarrow SU(N+1)$ and $SU(N) \rightarrow SO(2N)$, respectively. The numbers for each such representations will be assumed to be nonzero but otherwise unconstrained.

In the 5d $SU(N)$ $\mathcal{N} = 1$ vector multiplet, there is a real adjoint scalar ϕ parametrizing the Coulomb branch. Modding out the residual gauge symmetry, the Coulomb branch is described by the fundamental chamber, i.e. the dual of Cartan subalgebra modulo Weyl reflections, which we will denote by \mathcal{C} ,

$$\begin{aligned} \mathcal{C} &:= \text{fundamental chamber} = \{ \phi \mid \phi \cdot \alpha^i \geq 0, \alpha^i = \text{simple root} \} \\ &= \text{Coulomb branch.} \end{aligned}$$

In \mathcal{C} we will associate to each weight w in the representation R_a a codimension one wall $W_w \subset \mathcal{C}$ defined by⁴

$$\text{wall: } W_w := \{ \phi \in \mathcal{C} \mid \phi \cdot w = 0 \} \subset \mathcal{C}. \quad (3.1)$$

On the Coulomb branch where ϕ acquires a vev, the 5d supersymmetry induces the following mass terms to the hypermultiplet

$$(\phi \cdot w)^2 |Q_w|^2 + (\phi \cdot \bar{w})^2 |\tilde{Q}_{\bar{w}}|^2 \quad (3.2)$$

where Q_w and $\tilde{Q}_{\bar{w}}$ are the two complex scalars in the hypermultiplet with weights w and \bar{w} (the conjugate of w). Therefore at the wall W_w , the matter scalars Q_w and $\tilde{Q}_{\bar{w}}$ become massless and we can activate their vevs to go to the Coulomb-Higgs branch. That is, the codimension one walls are the intersections of the Coulomb and Coulomb-Higgs branches.

The main object we will study on the gauge theory side is the partitioning of the Coulomb branch \mathcal{C} into several subchambers separated by the walls W_w (3.1). In the following we will consider three explicit examples.

⁴The wall defined here is a codimension one hypersurface on the Coulomb branch where some matter scalars become massless. This is not to be confused with the boundary of the Coulomb branch where some of the W -bosons become massless.

3.1 $SU(2)$ with $\mathbf{2}$

The fundamental chamber in this case is a half line,

$$\mathcal{C} = \mathbb{R}_{\geq 0}. \quad (3.3)$$

The relevant representation is the fundamental representation $\mathbf{2}$ from the rank one enhancement $SU(2) \rightarrow SU(3)$. There are two weights in $\mathbf{2}$. For rank one, $\phi \cdot w$ is a scalar product so it is zero if and only if ϕ or w is zero. Since the weights for $\mathbf{2}$ are both nonzero, the walls are just the origin O of the fundamental chamber, $\phi = 0$. The $SU(2)$ Coulomb branch is shown in Figure 8.

3.2 $SU(3)$ with $\mathbf{3}$

Let us denote the simple roots by α^i , $i = 1, 2$, normalized such that $|\alpha^i|^2 = 2$. Let μ^i be the fundamental weights such that $\mu^i \cdot \alpha^j = \delta^{ij}$. The fundamental chamber \mathcal{C} is spanned by the two fundamental weights μ^i with non-negative coefficients,

$$\mathcal{C} : \mathbb{R}_{\geq 0} \mu^1 + \mathbb{R}_{\geq 0} \mu^2. \quad (3.4)$$

The relevant representation here is the fundamental representation $\mathbf{3}$ from the rank one enhancement $SU(3) \rightarrow SU(4)$, with weights

$$w_1 = [1 \ 0], \quad w_2 = [-1 \ 1], \quad w_3 = [0 \ -1]. \quad (3.5)$$

Let

$$\phi = \phi_1 \mu^1 + \phi_2 \mu^2 \in \mathcal{C}, \quad \phi_{1,2} \geq 0, \quad (3.6)$$

be a general point in the fundamental chamber \mathcal{C} . The inner products $\phi \cdot w$ can then be computed as⁵

$$\begin{aligned} \phi \cdot w_1 &= \frac{1}{3}(2\phi_1 + \phi_2), \\ \phi \cdot w_2 &= \frac{1}{3}(-\phi_1 + \phi_2), \\ \phi \cdot w_3 &= \frac{1}{3}(-\phi_1 - 2\phi_2). \end{aligned} \quad (3.7)$$

Since $\phi_{1,2} \geq 0$, the inner products $\phi \cdot w_1$ and $\phi \cdot w_3$ are never zero except at the origin O . It follows that these walls W_{w_1} , W_{w_3} do not divide the fundamental chamber \mathcal{C} . The only nontrivial wall is

$$W_{w_2} : \phi_1 = \phi_2, \quad (3.8)$$

dividing the $SU(3)$ Coulomb branch \mathcal{C} into two subchambers, which we will call \mathcal{C}^+ and \mathcal{C}^- . At the wall W_{w_2} , some hypermultiplet scalars becomes massless so W_{w_2} is the intersection between the Coulomb and the Coulomb-Higgs branch. The $SU(3)$ Coulomb branch is shown in Figure 10.

⁵Recall that the inner product between fundamental weights is given by the inverse of the Cartan matrix, $\mu^i \cdot \mu^j = (A^{-1})_{ij}$. Here our normalization is $|\alpha^i|^2 = 2$ and the Cartan matrix is defined by $A_{ij} = 2\alpha^i \cdot \alpha^j / |\alpha^i|^2$.

3.3 $SU(4)$ with **4** and **6**

Let us denote the simple roots by α^i , $i = 1, 2, 3$ and the fundamental weights by μ^i . The fundamental chamber \mathcal{C} is spanned by μ^i with non-negative coefficients,

$$\mathcal{C} = \mathbb{R}_{\geq 0}\mu^1 + \mathbb{R}_{\geq 0}\mu^2 + \mathbb{R}_{\geq 0}\mu^3. \quad (3.9)$$

The relevant representations are **4** and **6** from the rank one enhancements $SU(4) \rightarrow SU(5)$ and $SU(4) \rightarrow SO(8)$, respectively. Out of the ten weights $w_p^{\mathbf{4}}$, $w_q^{\mathbf{6}}$, $p = 1, \dots, 4$, $q = 1, \dots, 6$, in **4** and **6**, there are two weights $w_2^{\mathbf{4}}, w_3^{\mathbf{4}}$ from **4** and two weights $w_3^{\mathbf{6}}, w_4^{\mathbf{6}}$ from **6** giving vanishing $\phi \cdot w$ in the bulk of the fundamental chamber \mathcal{C} . Their Dynkin labels are

$$\begin{aligned} w_2^{\mathbf{4}} &= [-1 \ 1 \ 0], & w_3^{\mathbf{4}} &= [0 \ -1 \ 1], \\ w_3^{\mathbf{6}} &= [-1 \ 0 \ 1], & w_4^{\mathbf{6}} &= [1 \ 0 \ -1]. \end{aligned} \quad (3.10)$$

Note that $w_4^{\mathbf{6}} = -w_3^{\mathbf{6}}$ so they define the same wall.

If we parametrize ϕ by

$$\phi = \phi_1\mu^1 + \phi_2\mu^2 + \phi_3\mu^3 \in \mathcal{C} \quad (3.11)$$

with $\phi_{1,2,3} \geq 0$, the four weights (3.10) define the following three nontrivial walls in the fundamental chamber \mathcal{C} ,

$$\begin{aligned} W^+ &:= W_{w_2^{\mathbf{4}}} : \phi \cdot w_2^{\mathbf{4}} = \frac{1}{4}(-\phi_1 + 2\phi_2 + \phi_3) = 0, \\ W^0 &:= W_{w_3^{\mathbf{6}}} : \phi \cdot w_3^{\mathbf{6}} = \frac{1}{4}(-\phi_1 + \phi_3) = 0, \\ W^- &:= W_{w_3^{\mathbf{4}}} : \phi \cdot w_3^{\mathbf{4}} = \frac{1}{4}(-\phi_1 - 2\phi_2 + \phi_3) = 0. \end{aligned} \quad (3.12)$$

For notational simplicity, we have renamed $W_{w_2^{\mathbf{4}}}$, $W_{w_3^{\mathbf{6}}}$, $W_{w_3^{\mathbf{4}}}$ as W^+ , W^0 , W^- , respectively. As shown in Figure 12, these three walls divide the Coulomb branch \mathcal{C} into four subchambers, \mathcal{C}_-^+ , \mathcal{C}_+^+ , \mathcal{C}_-^- , \mathcal{C}_+^- .

The three walls intersect at a single line, which we will denote by L ,

$$L = W^+ \cap W^0 \cap W^- : \phi_2 = -\phi_1 + \phi_3 = 0. \quad (3.13)$$

Since $\phi_2 = 0$, L lies on the boundary of the fundamental chamber \mathcal{C} . This will be a crucial fact as we study the vanishing nodes of the fiber.

To summarize, the $SU(4)$ Coulomb branch \mathcal{C} is divided by three walls W^+ , W^0 , W^- into four subchambers \mathcal{C}_-^+ , \mathcal{C}_+^+ , \mathcal{C}_-^- , \mathcal{C}_+^- , and the three walls intersect at a line L . The $SU(4)$ Coulomb branch is shown in Figure 12.

In the next section, we will see the partitioning of the Coulomb branch exactly matches with the topology of the network of resolutions.

4 The Correspondence: Networks of Resolutions and Coulomb Branches

We will now demonstrate the one-to-one correspondence between resolutions in the network and the subchambers in the Coulomb branch. This correspondence also holds between partial resolutions with walls and their intersections. Furthermore, flops transitions between different resolutions are realized as transitions between different subchambers by reflections with respect to certain walls on the Coulomb branch (not to be confused with the Weyl reflections). We have the following dictionary between the Coulomb branch (left) and the network of resolutions (right):

Coulomb branch	\iff	Network of Resolutions
Subchamber	\iff	Resolution
Walls and their intersections	\iff	Partial resolutions
Moving on to the walls or their intersections	\iff	Blowing down
Reflection	\iff	Flop

In the following we will study three explicit examples to demonstrate this correspondence.

4.1 $SU(2)$



Figure 8: The $SU(2)$ Coulomb branch.

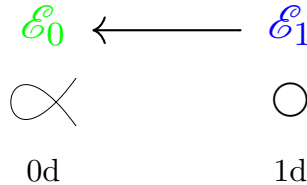


Figure 9: The $SU(2)$ network of resolutions. The singular fiber of the resolution is drawn in the second row where the affine node C_0 is always ignored. In this case we have the nodal curve for \mathcal{E}_0 and the (affine) $SU(2)$ Dynkin diagram as the fiber for \mathcal{E}_1 . The identifications with the Coulomb branch are given by $\mathcal{E}_1 = \mathcal{C}$ and $\mathcal{E}_0 = O$.

In the $SU(2)$ model, we only need to do one blow up and this is consistent with the fact that the $SU(2)$ Coulomb branch has real dimension one. The Coulomb branch \mathcal{C} is a half line and there is no nontrivial wall dividing it. This corresponds to the fact that the crepant resolution $\mathcal{E}_1 \rightarrow \mathcal{E}_0$ is unique. We hence have the following identification,

$$\mathcal{C} = \mathcal{E}_1. \tag{4.1}$$

By blowing down \mathcal{E}_1 to the singular Weierstrass model \mathcal{E}_0 , correspondingly on the gauge theory side we move from the bulk of the Coulomb branch \mathcal{C} to the origin O . Hence the origin O is identified with \mathcal{E}_0 ,

$$O = \mathcal{E}_0. \quad (4.2)$$

We summarize the identifications for the $SU(2)$ model in Table 2.

	Network of Resolutions	Coulomb Branch
$SU(2):$		
1d	\mathcal{E}_1	\mathcal{C}
0d	\mathcal{E}_0	O

Table 2: identifications between the resolution and the (in this case only one) subchamber on the Coulomb branch of the $SU(2)$ model.

4.2 $SU(3)$

In the $SU(3)$ model, we need to do two blow ups and the Coulomb branch is indeed of real dimension two. While the first blow up $\mathcal{E}_1 \rightarrow \mathcal{E}_0$ is unique, there are two options for the second blow up leading to \mathcal{T}^+ and \mathcal{T}^- . On the gauge theory side, there are two subchambers \mathcal{C}^+ and \mathcal{C}^- on the Coulomb branch and these are thus identified with the two resolutions,

$$\mathcal{C}^\pm = \mathcal{T}^\pm. \quad (4.3)$$

This identification is consistent with the intersection of the two subchambers \mathcal{C}^\pm in the following sense. On the gauge theory side, the two subchambers \mathcal{C}^\pm intersect at a line (wall) W_{w_2} (see Figure 10),

$$W_{w_2} = \mathcal{C}^+ \cap \mathcal{C}^-. \quad (4.4)$$

Correspondingly on the geometry side, the two resolutions \mathcal{T}^\pm can meet with each other at \mathcal{E}_1 by blowing down (see Figure 11). We thus have the identification in codimension one,

$$W_{w_2} = \mathcal{E}_1. \quad (4.5)$$

Finally, blowing down \mathcal{E}_1 to \mathcal{E}_0 corresponds to going along the line (wall) W_{w_2} to the origin O of the Coulomb branch. Hence

$$O = \mathcal{E}_0. \quad (4.6)$$

We summarize the identifications for the $SU(3)$ model in Table 3.

As a further consistency check, we first note that the singular fiber for the partial resolution \mathcal{E}_1 is already the full affine $SU(3)$ Dynkin diagram (see (2.46)). This implies the corresponding line

	Network of Resolutions	Coulomb Branch
$SU(3)$: 2d	\mathcal{T}^+	\mathcal{C}^+
2d	\mathcal{T}^-	\mathcal{C}^-
1d	\mathcal{E}_1	W_{w_2}
0d	\mathcal{E}_0	O

Table 3: identifications between (partial) resolutions and subchambers \mathcal{C}^\pm or the wall W_{w_2} on the Coulomb branch of the $SU(3)$ model.

(wall) W_{w_2} should *not* lie on the boundary of the Coulomb branch (the two black lines in Figure 10) where part of the non-abelian gauge symmetries is restored. This is indeed the case as W_{w_2} lies in the bulk of the Coulomb branch \mathcal{C} (see Figure 10).

The flop transition is also beautifully identified as the reflection on the Coulomb branch. The flop induced by the \mathbb{Z}_2 automorphism (2.4) in the Mordell-Weil group exchanges \mathcal{T}_\pm^+ with \mathcal{T}_\pm^- ,

$$\mathcal{T}^+ \xleftrightarrow{\text{flop}} \mathcal{T}^-,$$

which corresponds to the reflection with respect to the wall W^0 on the Coulomb branch,

$$\mathcal{C}^+ \xleftrightarrow[W_{w_2}]{\text{reflection}} \mathcal{C}^-.$$

4.3 $SU(4)$

In the $SU(4)$ model, we need three blow ups and the Coulomb branch is indeed of real dimension three. There are four subchambers \mathcal{C}_\pm^\pm on the Coulomb branch shown as tetrahedrons in Figure 12 with vertices

$$\mathcal{C}_-^+ : (\ell_+, \ell, p_+, O), \quad \mathcal{C}_+^+ : (p_+, \ell, p_0, O), \quad \mathcal{C}_-^- : (p_0, \ell, p_-, O), \quad \mathcal{C}_+^- : (\ell_-, \ell, p_-, O), \quad (4.7)$$

extending infinitely from the apex O . They are identified with the four resolutions \mathcal{T}_\pm^\pm in Figure 13,

$$\mathcal{C}_\pm^\pm = \mathcal{T}_\pm^\pm. \quad (4.8)$$

This identifications are consistent with the intersections between \mathcal{C}_\pm^\pm . For example on the geometry side, we can blow down \mathcal{T}_+^+ and \mathcal{T}_-^+ to the partial resolution \mathcal{T}^+ or blow down \mathcal{T}_+^+ and \mathcal{T}_+^- to the partial resolution \mathcal{B} . However, there is no way to blow down once so that \mathcal{T}_+^+ can meet with \mathcal{T}_-^- . Correspondingly on the gauge theory side, while the subchamber \mathcal{C}_+^+ share walls with \mathcal{C}_-^+ and \mathcal{C}_+^- , it is not adjacent to \mathcal{C}_-^- by a codimension one wall. The intersections for the subchambers \mathcal{C}_\pm^\pm are summarized in the left figure in Figure 14.

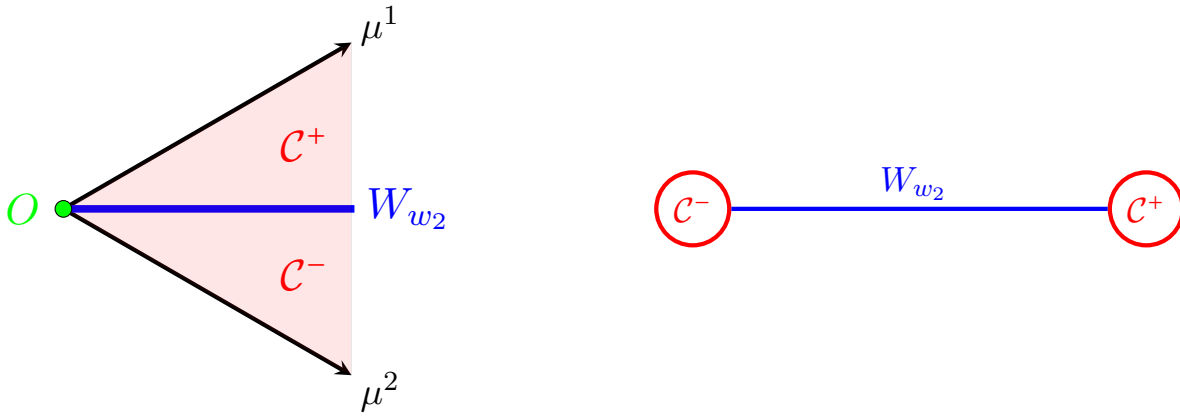


Figure 10: Left: The $SU(3)$ Coulomb branch. It is spanned non-negatively by the two vectors μ^1 and μ^2 . The wall W_{w_2} divides the Coulomb branch into two subchambers \mathcal{C}^\pm . Right: The two subchambers \mathcal{C}^\pm intersect at a line W_{w_2} .

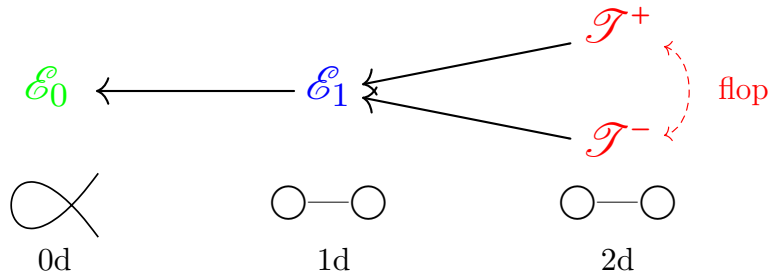


Figure 11: The $SU(3)$ network of resolutions. The singular fiber for each (partial) resolution is shown in the second row, where the affine node C_0 is always ignored. The identifications with the Coulomb branch are given by $\mathcal{J}^\pm = \mathcal{C}^\pm$, $\mathcal{E}_1 = W_{w_2}$, and $\mathcal{E}_0 = O$. The flop is realized as the reflection with respect to the line W_{w_2} on the Coulomb branch.

The intersections of the four subchambers give three walls W^+ , W^0 , W^- (see the left figure of Figure 14). They are shown as triangles in Figure 12 with vertices,

$$\begin{aligned} W^+ &= \mathcal{C}_-^+ \cap \mathcal{C}_+^+ : (p_+, \ell, O), \\ W^0 &= \mathcal{C}_+^+ \cap \mathcal{C}_-^- : (p_0, \ell, O), \\ W^- &= \mathcal{C}_+^- \cap \mathcal{C}_-^- : (p_-, \ell, O), \end{aligned} \tag{4.9}$$

extending infinitely from the apex O . They are identified as the three partial resolutions in the network in Figure 13,

$$W^+ = \mathcal{T}^+, \quad W^0 = \mathcal{B}, \quad W^- = \mathcal{T}^-. \tag{4.10}$$

Again the identifications are consistent with the intersections of the walls in the following sense. The three walls intersect at a *single line* L rather than pairwise at three lines (see Figure 12 or the right figure of Figure 14),

$$L = W^+ \cap W^0 \cap W^-. \tag{4.11}$$

On the other hand, by blowing down the three partial resolutions \mathcal{T}^+ , \mathcal{B} , and \mathcal{T}^- , they indeed meet at a single partial resolution \mathcal{E}_1 (see Figure 13). Hence we reach the following identification,

$$L = \mathcal{E}_1. \tag{4.12}$$

Note that the fiber for each of the three partial resolutions is a full affine $SU(4)$ Dynkin diagram (see (B.18), (B.55), and (B.71)). This is consistent with the fact that the three walls W^+ , W^0 , W^- lie in the bulk of the Coulomb branch rather than on the boundary.

On the other hand, the fiber for \mathcal{E}_1 is only an affine $SU(3)$ Dynkin diagram (see (B.7)). That is, one of the four nodes in the affine $SU(4)$ Dynkin diagram shrinks when we blow down to the partial resolution \mathcal{E}_1 . Correspondingly on the gauge theory side, the line L indeed lies on the boundary of the Coulomb branch. This provides a nontrivial check for the correspondence.

Finally as before, the origin O is identified as the original singular Weierstrass model \mathcal{E}_0 ,

$$O = \mathcal{E}_0. \tag{4.13}$$

We summarized the identifications for the $SU(4)$ model in Table 4.

The flop is realized as reflection as follows. The flop induced by the \mathbb{Z}_2 automorphism (2.4) in the Mordell-Weil group exchanges \mathcal{T}_\pm^+ with \mathcal{T}_\pm^- ,

$$\mathcal{T}_\pm^+ \xleftrightarrow{\text{flop}} \mathcal{T}_\pm^-.$$

It corresponds to the reflection with respect to the wall W^0 ,

$$\mathcal{C}_\pm^+ \xleftrightarrow[\text{W}^0]{\text{reflection}} \mathcal{C}_\pm^-.$$

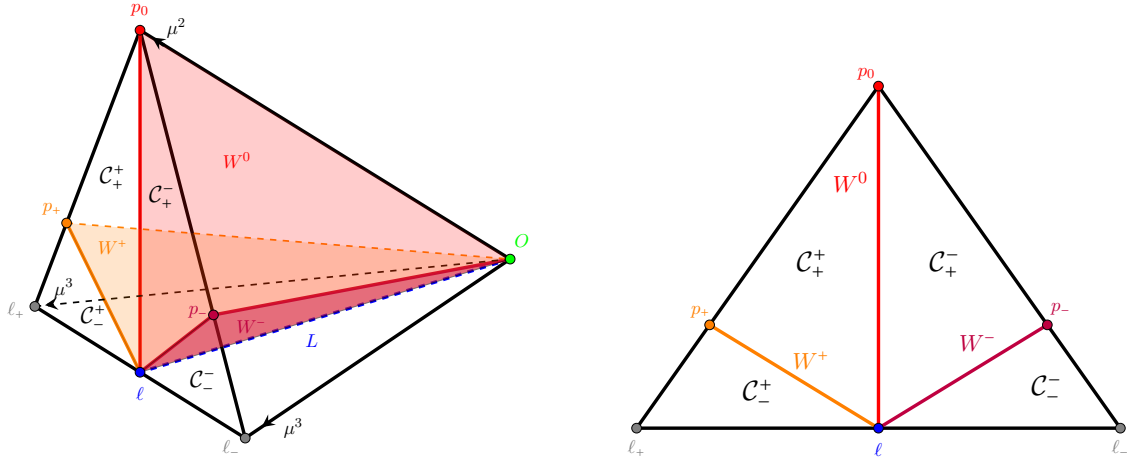


Figure 12: Left: The $SU(4)$ Coulomb branch. It is the three-dimensional cone spanned non-negatively by the vectors μ^1, μ^2, μ^3 . The three walls W^+, W^0, W^- are triangles in the above figure with vertices $(p_+, \ell, O), (p_0, \ell, O)$, and (p_-, ℓ, O) , respectively, extending infinitely from the apex O . The three walls divide the Coulomb branch into four subchambers \mathcal{C}_\pm^\pm . The four subchambers are tetrahedrons in the above figure with vertices $\mathcal{C}_+^+ : (\ell_+, \ell, p_+, O), \mathcal{C}_+^- : (p_+, \ell, p_0, O), \mathcal{C}_-^+ : (p_0, \ell, p_-, O), \mathcal{C}_-^- : (\ell_-, \ell, p_-, O)$ extending infinitely from the apex O . The three walls intersect at a semi-infinite line $L : (\ell, O)$ lying on the bottom of the Coulomb branch, which is spanned by μ^1 and μ^3 . Right: The two-dimensional projection along L .

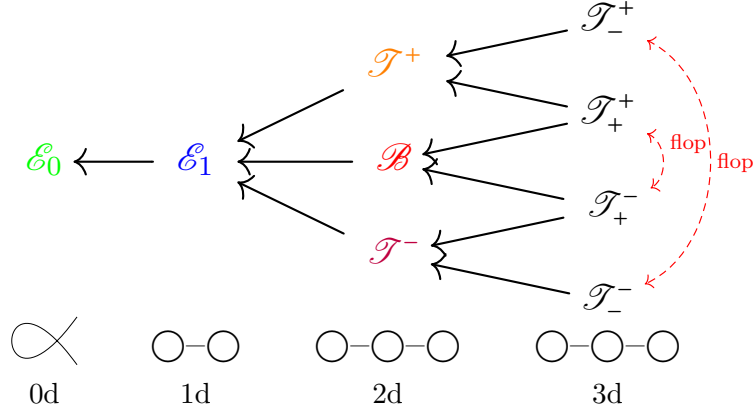


Figure 13: The $SU(4)$ network of resolutions. The singular fiber for each (partial) resolution is shown in the second row, where the affine node C_0 is always ignored. The resolutions are identified with the Coulomb branch as $\mathcal{J}_\pm^\pm = \mathcal{C}_\pm^\pm, \mathcal{J}^+ = W^+, \mathcal{B} = W^0, \mathcal{J}^- = W^-, \mathcal{E}_1 = L$, and $\mathcal{E}_0 = O$. The flops are realized as reflections with respect to the wall W^0 .

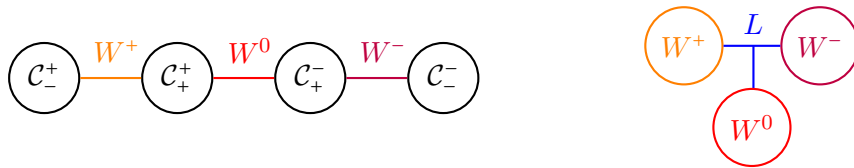


Figure 14: Intersections in the $SU(4)$ Coulomb branch. Left: Intersections in codimension zero for the subchambers \mathcal{C}_{\pm}^{\pm} . Right: Intersections in codimension one for the walls W^{+} , W^{0} , W^{-} . The trivalent point means that the three walls intersect at a single line L . Intersections in higher codimensions are trivial.

	Network of Resolutions	Coulomb Branch	
$SU(4)$:	3d	\mathcal{T}_{+}^{+}	\mathcal{C}_{+}^{+}
	3d	\mathcal{T}_{-}^{+}	\mathcal{C}_{-}^{+}
	3d	\mathcal{T}_{+}^{-}	\mathcal{C}_{+}^{-}
	3d	\mathcal{T}_{-}^{-}	\mathcal{C}_{-}^{-}
	2d	\mathcal{T}^{+}	W^{+}
	2d	\mathcal{B}	W^{0}
	2d	\mathcal{T}^{-}	W^{-}
	1d	\mathcal{E}_{1}	L
	0d	\mathcal{E}_{0}	O

Table 4: identifications between (partial) resolutions and subchambers \mathcal{C}_{\pm}^{\pm} , walls W^{\pm}, W^{0} , or the intersection of walls L on the Coulomb branch of the $SU(4)$ model.

5 Network of Boxes

In [13] the authors introduce a powerful graphical tool called the box graph to classify all the subchambers on the Coulomb branch from the representation theory side. Some of the fibers for the corresponding geometries can also be predicted from the box graphs.⁶ In this section we describe our (partial) resolutions using the box graph technology and confirm the fibers predicted from the box graph with our explicit calculation from the geometry side.

Definition of the box graph

We will focus on the $SU(4)$ model while it can also be applied to the other models studied in the present paper. Let ε_i with $i = 1, \dots, 4$ be the weights in the fundamental representation of $SU(4)$

⁶Not all the fibers can be predicted from the box graphs. For example, the codimension two fiber of type III in Figure 3 for the $SU(2)$ model cannot be distinguished from the type I_2^s fiber in the box graph.

and C_i with $i = 1, 2, 3$ be the simple roots of $SU(4)$. We have

$$C_i = \varepsilon_i - \varepsilon_{i+1}. \quad (5.1)$$

The traceless condition of $SU(4)$ implies

$$\sum_{i=1}^4 \varepsilon_i = 0. \quad (5.2)$$

Since we are interested in the general Tate form, both the fundamental **4** and the antisymmetric representation **6** matter fields are present. The (uncolored) $SU(4)$ box graph with **4** and **6** is shown in Figure 15. The box labeled by (i, j) corresponds to the weight $\varepsilon_i + \varepsilon_j$.

(1, 1)	(1, 2)	(1, 3)	(1, 4)
	(2, 2)	(2, 3)	(2, 4)
		(3, 3)	(3, 4)
			(4, 4)

Figure 15: The box graph for the $SU(4)$ model with both the fundamental and the antisymmetric representations. The box labeled by (i, j) represents the weight $\varepsilon_i + \varepsilon_j$ where ε_i , $i = 1, \dots, 4$, are the weights in the fundamental representation. The diagonal boxes (i, i) stand for the weights in the fundamental representation **4** while the rest of the boxes are the weights in the antisymmetric representation **6**.

Next, we will put color to each of the boxes in the box graph according to the sign of the inner product $\phi \cdot w$ between the corresponding weight w with the real vector scalar ϕ . The blue (yellow) boxes stand for weights w with positive (negative) inner products with ϕ , which will be called the *positive (negative) weights*. We use dark (light) color for the weights in the antisymmetric (fundamental) representation. A consistent assignment of signs to the boxes corresponds to a possible resolution, or equivalently, a subchamber on the Coulomb branch. The rules for the sign assignment was discussed in details in [13]. In the $SU(4)$ model, there are four consistent sign assignments for the box graphs shown in Figure 16, corresponding to the four resolutions \mathcal{T}_\pm^\pm in Figure 13.

Fibers from box graphs

The fiber enhancement for each resolution can be reproduced from the box graph. Let us work out the case for \mathcal{T}_+^+ . We start with the fiber enhancement over the codimension two locus associated

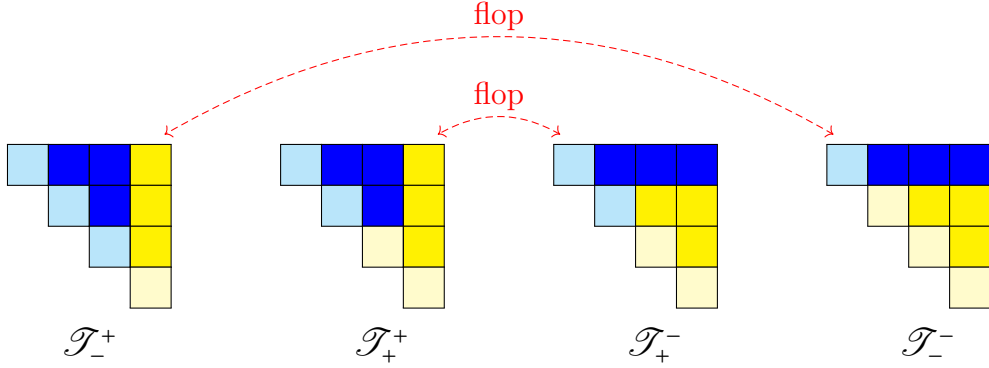


Figure 16: The box graphs for the four resolutions \mathcal{T}_{\pm}^{\pm} of the $SU(4)$ models. Each blue (yellow) box represents a weight w with positive (negative) inner product with the real scalar ϕ in the vector multiplet.

with the fundamental representation. From the box graph, we see that $\phi \cdot \varepsilon_2 > 0$ and $\phi \cdot \varepsilon_3 < 0$. Hence we can write the simple root C_2 as the sum of two positive weights,

$$C_2 = \varepsilon_2 + (-\varepsilon_3). \quad (5.3)$$

Correspondingly on the geometry side, the node C_2 , which we use the same notation as the associated simple root, splits into two nodes. This is indeed what we have seen in Table 7 where $C_2 \rightarrow C_4 + C_5$ over the codimension two locus $w = P_4 = 0$.

Next moving on to the codimension two locus $w = a_1 = 0$ associated with the antisymmetric representation. From the box graph we see that the simple root C_3 can be written as the sum of three positive weights

$$C_3 = (\varepsilon_2 + \varepsilon_3) + (-\varepsilon_1 - \varepsilon_3) + C_1. \quad (5.4)$$

Indeed, from the direct blowup result shown in Table 7, we see that the node C_3 splits into $C_3^{(1)} + C_3^{(2)} + C_1$.

The codimension three fiber enhancement can also be read off from the box graph. Over the codimension three locus $w = a_1 = P_4 = 0$ where the $SU(5)$ and $SO(8)$ fibers collide, we have the fiber enhancement (5.3) and (5.4) at the same time. In fact, since ε_2 in C_2 can be written as the sum of two positive weights in this codimension three locus,

$$\varepsilon_2 = (\varepsilon_2 + \varepsilon_3) + (-\varepsilon_3), \quad (5.5)$$

it follows that C_2 splits into three nodes there. The fiber enhancements over the codimension three locus $w = a_1 = P_4 = 0$ are then

$$C_2 = (\varepsilon_2 + \varepsilon_3) + 2(-\varepsilon_3), \quad (5.6)$$

$$C_3 = (\varepsilon_2 + \varepsilon_3) + (-\varepsilon_1 - \varepsilon_3) + C_1. \quad (5.7)$$

Again, this matches with the fiber enhancement obtained directly from the blowup in Table 7, $C_2 \rightarrow C'_2 + C_2^{(1)} + C_2^{(2)}$, $C_3 \rightarrow C'_2 + C_3^{(1)} + C_1$.

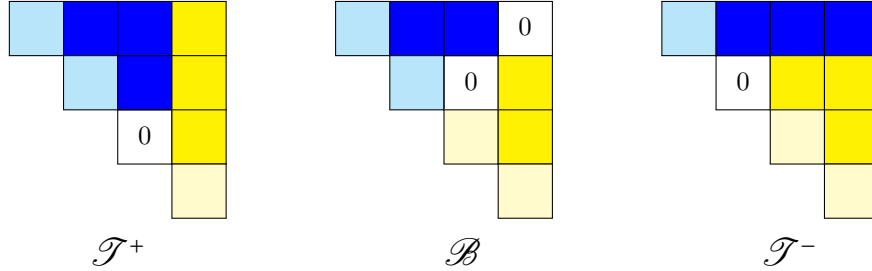


Figure 17: The box graphs for the three partial resolutions \mathcal{T}^\pm and \mathcal{B} in the $SU(4)$ model. Each blue, yellow, or white box stands for a weight w with positive, negative, or zero inner product with the real scalar ϕ in the vector multiplet, respectively. The two zeroes in \mathcal{B} are correlated due to the traceless condition, $(\varepsilon_1 + \varepsilon_4) + (\varepsilon_2 + \varepsilon_3) = 0$. On the corresponding codimension one loci on the Coulomb branch, the hypermultiplet scalars Q_w and \tilde{Q}_w corresponding to the weights w labeled by 0 are massless, so one can active their vevs to go the Coulomb-Higgs branch. Hence these partial resolutions correspond to the Higgs branch roots where the Coulomb-Higgs branches intersect with the Coulomb branch.

Box graphs for partial resolutions

The partial resolutions can also be represented by the box graph by putting some of the weights to zero (Figure 17). For example, the partial resolution \mathcal{T}^+ has $\varepsilon_3 = 0$ and \mathcal{B} has $(\varepsilon_1 + \varepsilon_4) = (\varepsilon_2 + \varepsilon_3) = 0$. It should be noted that the number of zeroes does not necessarily represent the codimension of the corresponding locus on the Coulomb branch because there are some relations between the weights in the box graph. For example for the partial resolution \mathcal{B} , setting $(\varepsilon_1 + \varepsilon_4) = 0$ implies $(\varepsilon_2 + \varepsilon_3) = 0$ due to the traceless condition (5.2). Therefore, even though the box graph for \mathcal{B} has two zeroes it still represents a codimension one wall W^0 on the Coulomb branch.

The fiber enhancements for the partial resolutions can also be read off from the box graph in Figure 17. Let us start with the codimension two locus $w = P_4 = 0$ associated with the fundamental representation for the partial resolution \mathcal{T}^+ . The weights in the fundamental representation $\mathbf{4}$ correspond to the light blue, light yellow, and white boxes on the diagonal line in Figure 17. In contrast to its final resolution \mathcal{T}_+^+ , we can no longer write any simple root as the sum of two positive weights because the zero weight ε_3 is standing between the positive and negative weights. Indeed, as can be seen from Sec B.2, the fiber for \mathcal{T}^+ does not enhance over this codimension two locus $w = P_4 = 0$.

On the other hand, there are no zero weights standing in the way between positive and negative weights for the antisymmetric weights (dark blue and dark yellow boxes in Figure 17). Hence, the

fiber enhancement over the codimension two locus $w = a_1 = 0$ associated with the antisymmetric representation should be the same as \mathcal{T}_+^+ . This is indeed the case as one can check from Sec B.2.

Lastly, we can now relate each (partial) resolution to a box graph and draw the network of resolutions (see Figure 13) in terms of boxes in Figure 18.

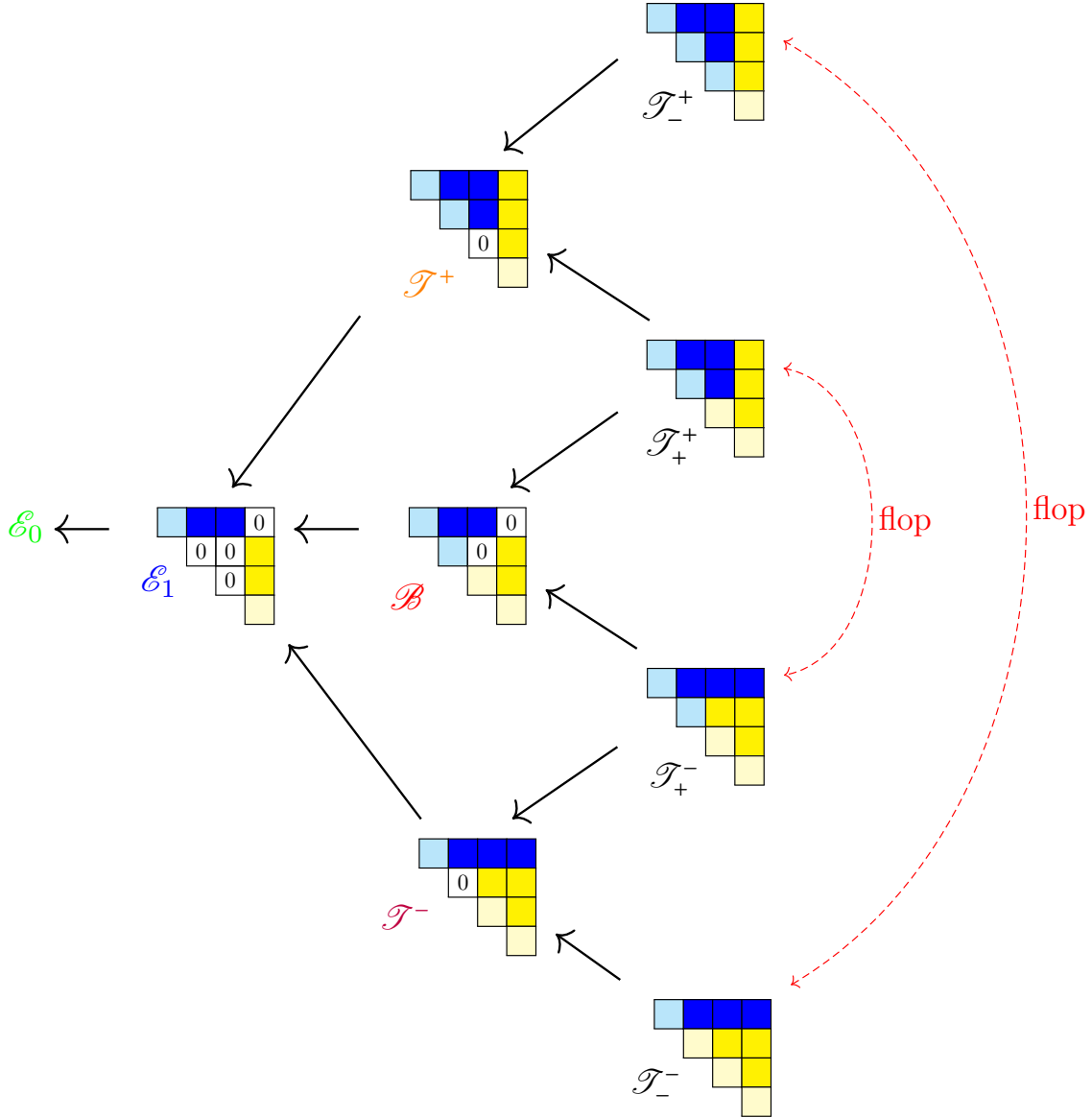


Figure 18: The network of boxes for the $SU(4)$ model. Each box graph stands for a (partial) resolution of the $SU(4)$ model. Each blue, yellow, or white box stands for a weight w with positive, negative, or zero inner product with the real scalar ϕ in the vector multiplet, respectively.

6 Discussion

Let us summarize our results:

- We present a simple and systematic procedure to resolve $SU(N)$ Weierstrass models by sequences of blow ups for $N = 2, 3, 4$. The fiber enhancements in codimension two and three are analyzed for each case. We found the non-Kodaira type fiber I_0^{*+} in codimension three in the $SU(4)$ model. Such a fiber was observed before in the study of elliptic threefolds with the assumption of normal crossing for the components of the discriminant of the fibration [28]. It can also appear in codimension two or higher [29]. See also [21] and [30].
- From the network of resolutions one can keep track of the way to blow down to various partial resolutions along the arrows. Furthermore, flops are manifest from the ramification of the branches in the network. Since all the resolutions are obtained by sequences of blow ups, they are manifestly projective varieties provided the base is projective too.
- In connection with physics, the topology of the network of resolutions has an one-to-one correspondence with the Coulomb branch of 5d $\mathcal{N} = 1$ gauge theory. We explicitly match the subchambers, walls, and intersections of walls on the Coulomb branch with (partial) resolutions in the network for the Weierstrass model. In addition, flops are realized as reflections with respect to the walls. This provides a clean demonstration of phase transitions from a geometric point of view via M-theory compactification.
- Since the singularity structure of the Weierstrass model does not depend on the choice of a specific fundamental line bundle, the total space does not even have to be Calabi-Yau in particular. In that regard our correspondence goes beyond the context of string/M-theory compactification. It suggests a deep connection between small resolutions for singular Weierstrass models and representation theory.

It would be interesting to study explicitly the network of resolutions for the other Tate models. For the $SU(5)$ model, a sub-network is already available from the six resolutions in [18] which are organized as an hexagon [18, 12]. The full network of resolutions of the $SU(5)$ model should include all the partial resolutions as well as the known resolutions that are projective varieties. For example, in addition to the six resolutions of [18], it would also include the “toric resolutions” of [31, 10, 12], thus clarifying their definitions in terms of sequences of blow ups. We would also like to extend this correspondence to the D - and E -series.

Throughout this paper we have only talked about the phase transitions within the Coulomb branch. It would also be interesting to understand the conifold transitions [32, 33] from the Coulomb branch into the Coulomb-Higgs branch in this context to complete the picture. A similar story of deformation was recently discussed in [34, 35].

Acknowledgments

We are grateful to Paolo Aluffi, Heng-Yu Chen, Clay Córdova, Patrick Jefferson, Hai Lin, David Morrison, Sakura Schäfer-Nameki, Xi Yin, Jie Zhou for inspiring discussions. SHS would like to thank the Physics Department and Taida Institute for Mathematics Sciences of the National Taiwan University for hospitality. SHS is supported by the Kao Fellowship and the An Wang Fellowship at Harvard University.

A Second blow ups and flop for the $SU(3)$ model

In this appendix we study the fiber enhancements for the resolved varieties \mathcal{T}^\pm after the second blow up in the $SU(3)$ model. Recall that after the first blow up we arrive at the partial resolution \mathcal{E}_1

$$\mathcal{E}_1 : ys = e_1 Q \tag{A.1}$$

where $s = y + a_1x + a_{3,1}e_0$ and $Q = x^3 + a_{2,1}e_0x^2 + a_{4,2}e_0^2x + a_{6,3}e_0^3$. To resolve the conifold singularity at $y = s = e_1 = Q = 0$ over $e_0e_1 = P_3 = 0$ (P_3 is defined in (2.51)) on the base B , we can either blow up along the ideal (y, e_1) or the ideal (s, e_1) . These two resolutions \mathcal{T}^\pm are related by a flop.

A.1 Resolution $\mathcal{T}^+ : (y, e_1|e_2)$

By blowing up along (y, e_1)

$$(y, e_1) \rightarrow (e_2y, e_2e_1) \tag{A.2}$$

we obtain

$$\mathcal{E}_0 \xleftarrow{(x, y, e_0|e_1)} \mathcal{E}_1 \xleftarrow{(y, e_1|e_2)} \mathcal{T}^+ \tag{A.3}$$

$$\mathcal{T}^+ : y(e_2y + a_1x + a_{3,1}e_0) = e_1(x^3 + a_{2,1}e_0x^2 + a_{4,2}e_0^2x + a_{6,3}e_0^3), \tag{A.4}$$

where we have written down the chain of blow ups for \mathcal{T}^+ to keep track which point in the network of resolutions we are at. The ambient space is parametrized by the following projective coordinates

$$[e_2e_1x : e_2^2e_1y : z = 1][x : e_2y : e_0][y : e_1]. \tag{A.5}$$

The original divisor $e_0 = 0$ is now blown up to be $e_0e_1e_2 = 0$. The nodes in the fiber over the divisor $e_2e_1e_0 = 0$ are

$$\begin{aligned} C_0 : e_0 &= e_2y^2 + a_1xy - e_1x^3 = 0, \\ C_1 : e_1 &= e_2y + a_1x + a_{3,1}e_0 = 0, \\ C'_1 : e_2 &= (a_1x + a_{3,1}e_0)y - e_1(x^3 + a_{2,1}e_0x^2 + a_{4,2}e_0^2x + a_{6,3}e_0^3) = 0. \end{aligned} \tag{A.6}$$

They intersect pairwise at three different points so the fiber is of type I_3 . This corresponds to the affine Dynkin diagram for $SU(3)$.

Over the codimension two locus $e_0e_1e_2 = P_3 = 0$ but $a_1, a_{3,1}$ nonzero, we have simultaneous solution to $s(y=0) = a_1x + a_{3,1}e_0 = 0$ and $Q(x, e_0) = 0$, i.e. $Q(a_{3,1}, -a_1) = 0$. Above this locus, we can factor Q as

$$\begin{aligned} Q(x, e_0) &= x^3 + a_{2,1}x^2e_0 + a_{4,2}xe_0^2 + a_{6,3}e_0^3 \\ &= (a_1x + a_{3,1}e_0) \left(\frac{1}{a_1}x^2 + \frac{a_1a_{2,1} - a_{3,1}}{a_1^2}xe_0 + \frac{a_{6,3}}{a_{3,1}}e_0^2 \right) \\ &:= (a_1x + a_{3,1}e_0)\tilde{Q}(x, e_0). \end{aligned} \tag{A.7}$$

The defining equation for C'_1 thus becomes

$$C'_1 : e_2 = (a_1x + a_{3,1}e_0)[y - e_1\tilde{Q}(x, e_0)] = 0. \tag{A.8}$$

Hence C'_1 splits into two nodes, which we will call C_2, C_3 :

$$\begin{aligned} C'_1 &\rightarrow C_2 + C_3, \\ C_2 &: [0 : 0 : 1][a_{3,1} : 0 : -a_1][y : e_1], \\ C_3 &: [0 : 0 : 1][x : 0 : e_0][\tilde{Q}(x, e_0) : 1], \end{aligned} \tag{A.9}$$

From the intersections of C_0, C_1, C_2, C_3 we recognize the fiber to be of type I_4 . This is the rank one enhancement from $SU(3) \rightarrow SU(4)$. Note that this codimension two locus $e_0e_1e_2 = P_3 = 0$ is precisely the locus of the conifold singularity (2.50) of the partial resolution \mathcal{E}_1 . After the second blow up, the singular point (2.50) is blown up to be a full \mathbb{P}^1 and gives rise to the rank one enhancement to $SU(4)$.

Over the codimension two locus $e_0e_1e_2 = a_1 = 0$, the three nodes intersect at a single point, $C_0 \cap C_1 \cap C'_1 : e_0 = e_1 = e_2 = 0$, so we have the IV fiber.

Over the codimension three locus $e_0e_1e_2 = a_1 = a_{3,1} = 0$, we note that C'_1 splits into three components

$$\begin{aligned} C'_1 &\rightarrow C_1 + C_2^{(1)} + C_2^{(2)} + C_2^{(3)}, \\ C_1 &: e_2 = e_1 = 0, \\ &[0 : 0 : 1][x : 0 : e_0][1 : 0], \\ C_2^{(i)} &: e_2 = Q(x, e_0) = 0, \\ &[0 : 0 : 1][x^{(i)} : 0 : e_0^{(i)}][y : e_1], \quad i = 1, 2, 3, \end{aligned} \tag{A.10}$$

where $x^{(i)}, e_0^{(i)}$ are the three roots to $Q(x, e_0) = 0$. Also note that the multiplicity for C_1 is two now. From the intersections of $C_0, 2C_1, C_2^{(1)}, C_2^{(2)}, C_2^{(3)}$, we recognize the fiber to be of type I_0^* .

The fiber enhancements for \mathcal{T}^+ are summarized in Table 5.

$e_0e_1e_2 = 0$	$e_0e_1e_2 = P_3 = 0$	$e_0e_1e_2 = a_1 = 0$	$e_0e_1e_2 = a_1 = a_{3,1} = 0$
	$C'_1 \rightarrow C_2 + C_3$		$C'_1 \rightarrow C_1 + C_2^{(1)} + C_2^{(2)} + C_2^{(3)}$
I ₃	I ₄	IV	I ₀ [*]

Table 5: The fiber enhancements for \mathcal{T}^+ in the $SU(3)$ model. The trivalent point for IV means that the three nodes meet at the same point. Here $P_3 = a_{3,1}^3 - a_1a_{2,1}a_{3,1}^2 + a_1^2a_{3,1}a_{4,2} - a_1^3a_{6,3} = 0$.

A.2 Resolution $\mathcal{T}^- : (s, e_1|e_2)$

For \mathcal{T}^- we choose to blow up along (s, e_1) where $s = y + a_1x + a_{3,1}e_0$. By replacing

$$(s, e_1) \rightarrow (e_2s, e_2e_1) \quad (\text{A.11})$$

and expressing $y = s - a_1x - a_{3,1}e_0$, we arrive at \mathcal{T}^- ,

$$\mathcal{E}_0 \xleftarrow{(x, y, e_0|e_1)} \mathcal{E}_1 \xleftarrow{(s, e_1|e_2)} \mathcal{T}^- \quad (\text{A.12})$$

$$\mathcal{T}^- : (e_2s - a_1x - a_{3,1}e_0)s = e_1(x^3 + a_{2,1}e_0x^2 + a_{4,2}e_0^2x + a_{6,3}e_0^3). \quad (\text{A.13})$$

The ambient space is

$$[e_2e_1x : e_2e_1(e_2s - a_1x - a_{3,1}e_0) : z = 1][x : (e_2s - a_1x - a_{3,1}e_0) : e_0][s : e_1]. \quad (\text{A.14})$$

Over the divisor $e_0e_1e_2 = 0$, we have the following three nodes in the fiber,

$$\begin{aligned} C_0 : e_0 &= (e_2s - a_1x)s - e_1x^3 = 0, \\ C'_1 : e_1 &= e_2s - a_1x - a_{3,1}e_0 = 0, \\ &[0 : 0 : 1][x : 0 : e_0][1 : 0], \\ C_1 : e_2 &= (a_1x + a_{3,1}e_0)s + e_1(x^3 + a_{2,1}e_0x^2 + a_{4,2}e_0^2x + a_{6,3}e_0^3) = 0, \\ &[0 : 0 : 1][x : -a_1x - a_{3,1}e_0 : e_0][-(x^3 + a_{2,1}e_0x^2 + a_{4,2}e_0^2x + a_{6,3}e_0^3) : a_1x + a_{3,1}e_0]. \end{aligned} \quad (\text{A.15})$$

Note that our labeling for the nodes is consistent with that for the \mathcal{T}^+ resolution, where C_1 comes from $e_1 = s = 0$ and C'_1 corresponds to $e_1 = y = 0$. Keeping track of the labeling will be important when we discuss the flop induced by the \mathbb{Z}_2 automorphism (2.4) from the Mordell-Weil group in the following.

From here we see that the analysis for \mathcal{F}^- is identical to the analysis for \mathcal{F}^+ by exchanging s with $-y$, the inverse action (2.4). One crucial point is that the role played by $C_1 : e_1 = y = 0$ and $C'_1 : e_1 = s = 0$ are switched when compared \mathcal{F}^- with \mathcal{F}^+ . For example, over $e_0 e_1 e_2 = P_3 = 0$, it is C_1 that splits into two, rather than C'_1 as would be the case of \mathcal{F}^+ .

We here summarize the fiber enhancement for \mathcal{F}^- in Table 6. Note that it is obtained by exchanging C_1 with C'_1 from the fiber enhancement for \mathcal{F}^+ in Table 5.

$e_0 e_1 e_2 = 0$	$e_0 e_1 e_2 = P_3 = 0$	$e_0 e_1 e_2 = a_1 = 0$	$w = a_1 = a_{3,1} = 0$
	$C_1 \rightarrow C_2 + C_3$		$C_1 \rightarrow C'_1 + C_2^{(1)} + C_2^{(2)} + C_2^{(3)}$
I_3	I_4	IV	I_0^*

Table 6: The fiber enhancements for \mathcal{F}^- in the $SU(3)$ model. It can be obtained from the fiber enhancements for \mathcal{F}^+ (Table 5) by switching $C_1 \leftarrow C'_1$. The trivalent point for IV means that the three nodes meet at the same point. Here $P_3 = a_{3,1}^3 - a_1 a_{2,1} a_{3,1}^2 + a_1^2 a_{3,1} a_{4,2} - a_1^3 a_{6,3} = 0$.

B Small Resolutions and flops for the $SU(4)$ model

The $SU(4)$ model is defined by [16, 17]

$$y^2 + a_1 x y + a_{3,2} e_0^2 y = x^3 + a_{2,1} e_0 x^2 + a_{4,2} e_0^2 x + a_{6,4} e_0^4. \quad (\text{B.1})$$

As before, one can check that the singularities of the total space are supported on:

$$x = y = e_0 = 0. \quad (\text{B.2})$$

B.1 Partial resolution $\mathcal{E}_1 : (x, y, e_0 | e_1)$

We blow up along (x, y, e_0) by replacing

$$(x, y, e_0) \rightarrow (e_1 x, e_1 y, e_1 e_0), \quad (\text{B.3})$$

in \mathcal{E}_0 and factoring out the exceptional divisor e_1 . The first partial resolution \mathcal{E}_1 is

$$\mathcal{E}_0 \xleftarrow{(x, y, e_0 | e_1)} \mathcal{E}_1, \quad (\text{B.4})$$

$$\mathcal{E}_1 : y^2 + a_1xy + a_{3,2}e_1e_0^2y = e_1x^3 + a_{2,1}e_1e_0x^2 + a_{4,2}e_1e_0^2x + a_{6,4}e_1^2e_0^4. \quad (\text{B.5})$$

The ambient space is parametrized by the following projective coordinates

$$[e_1x : e_1y : z = 1][x : y : e_0]. \quad (\text{B.6})$$

Description of the fiber We have the following three nodes C_0, C_1, C'_1 over the divisor $e_1e_0 = 0$:

$$\begin{aligned} C_0 : e_0 = y^2 + a_1xy - e_1x^3 = 0, \\ C_1 : e_1 = y + a_1x = 0, \\ C'_1 : e_1 = y = 0. \end{aligned} \quad (\text{B.7})$$

From the intersections we see that it is a I_3 fiber. Recall that in the $SU(4)$ model there are supposed to be four nodes in the affine Dynkin diagram. In the partial resolution \mathcal{E}_1 above, we only have three nodes, which is one less than what we would have in the fiber of the fully resolved varieties. It follows that on the Coulomb branch, the line L corresponding to \mathcal{E}_1 should be on the boundary of the fundamental chamber where part of the non-abelian symmetry is restored. This is indeed the case as can be seen from the $SU(4)$ Coulomb branch in Figure 12.

After the second blow up, we will recover the vanishing node. On the gauge theory side, this corresponds to moving off the line L to the bulk of the Coulomb branch.

Conifold singularity We can write \mathcal{E}_1 as

$$\mathcal{E}_1 : ys = e_1Q \quad (\text{B.8})$$

where

$$s(x, y, e_0, e_1) = y + a_1x + a_{3,2}e_1e_0^2, \quad (\text{B.9})$$

$$Q(x, w, e_1) = x^3 + a_{2,1}e_0x^2 + a_{4,2}e_0^2x + a_{6,4}e_1e_0^4. \quad (\text{B.10})$$

There is a conifold singularity at

$$y = e_1 = a_1x = x^3 + a_{2,1}e_0x^2 + a_{4,2}e_0^2x = 0. \quad (\text{B.11})$$

Over a general point on the divisor $e_0e_1 = 0$, the conifold singularity is at

$$y = e_1 = x = 0. \quad (\text{B.12})$$

Over the codimension two locus $e_0e_1 = a_1 = 0$, on the other hand, the conifold singularity is at

$$y = e_1 = x(x^2 + a_{2,1}e_0x + a_{4,2}e_0^2) = 0. \quad (\text{B.13})$$

To resolve the conifold singularity, we have the following three options for the second blow up: $\mathcal{F}^+ : (y, e_1)$, $\mathcal{B} : (x, y, e_1)$, and $\mathcal{F}^- : (s, e_1)$. We will explore these options separately in the following sections.

B.2 Partial resolution $\mathcal{T}^+ : (y, e_1|e_2)$

We start with the \mathcal{T}^+ resolution by replacing

$$(y, e_1) \rightarrow (e_2y, e_2e_1). \quad (\text{B.14})$$

The partially resolved variety \mathcal{T}^+ is then

$$\mathcal{E}_0 \xleftarrow{(x,y,e_0|e_1)} \mathcal{E}_1 \xleftarrow{(y,e_1|e_2)} \mathcal{T}^+ \quad (\text{B.15})$$

$$\mathcal{T}^+ : y(e_2y + a_1x + a_{3,2}e_0^2e_1e_2) = e_1(x^3 + a_{2,1}e_0x^2 + a_{4,2}e_0^2x + a_{6,4}e_1e_2e_0^4). \quad (\text{B.16})$$

The ambient space is parametrized by the following projective coordinates

$$[e_2e_1x : e_2^2e_1y : z = 1][x : e_2y : e_0][y : e_1]. \quad (\text{B.17})$$

Description of the fiber Over the divisor $e_0e_1e_2 = 0$, we have the following four nodes in the fiber,

$$\begin{aligned} C_0 : e_0 &= e_2y^2 + a_1xy - e_1x^3 = 0, \\ C_1 : e_1 &= e_2y + a_1x = 0, \\ C_2 : e_2 &= x = 0, \\ C_3 : e_2 &= a_1y - e_1(x^2 + a_{2,1}e_0x + a_{4,2}e_0^2) = 0. \end{aligned} \quad (\text{B.18})$$

From the intersections we recognize the fiber to be of type I_4 , which is the affine Dynkin diagram for $SU(4)$. As advertised before, we recover all the affine Dynkin nodes in the second blow up. On the gauge theory side, the corresponding wall W^+ indeed lies in the bulk of the Coulomb branch (see Figure 12) where all the Dynkin nodes are present.

Conifold singularity Let us rewrite the second blow up space \mathcal{T}^+ as

$$\mathcal{T}^+ : xr = e_2t \quad (\text{B.19})$$

where

$$r(x, y, e_0, e_1) = a_1y - e_1x^2 - a_{2,1}e_1e_0x - a_{4,2}e_1e_0^2, \quad (\text{B.20})$$

$$t(y, e_0, e_1) = -y^2 - a_{3,2}e_0^2e_1y + a_{6,4}e_1^2e_0^4. \quad (\text{B.21})$$

There is a conifold singularity at

$$x = e_2 = a_1y - a_{4,2}e_1e_0^2 = -y^2 - a_{3,2}e_0^2ye_1 + a_{6,4}e_1^2e_0^4 = 0. \quad (\text{B.22})$$

It has solution only if

$$P_4 = -a_{4,2}^2 - a_1a_{3,2}a_{4,2} + a_1^2a_{6,4} = 0. \quad (\text{B.23})$$

(In deriving the above equation we assumed $a_1 \neq 0$. However if we assume $a_1 = 0$, this implies $a_{4,2} = 0$ so also satisfies the above condition.) Recall that P_4 is the leading term in the second component of the discriminant for \mathcal{E}_0 (see (2.18)).

There are two options for the third blow up: $\mathcal{T}_+^+ : (x, e_2)$ and $\mathcal{T}^- : (r, e_2)$. Naively, one might also want to blow up along the ideal (x, r, e_2) . However, this resolution is not small. In fact, one of the fiber component is a \mathbb{P}^2 rather than a \mathbb{P}^1 (node). We will therefore not consider this possibility.

B.2.1 Resolution $\mathcal{T}_+^+(x, e_2|e_3)$

To resolve the conifold singularity, we blow up along the ideal (x, e_2)

$$(x, e_2) \rightarrow (e_3x, e_3e_2), \quad (\text{B.24})$$

arriving at the resolved variety \mathcal{T}_+^+ ,

$$\mathcal{E}_0 \xleftarrow{(x,y,e_0|e_1)} \mathcal{E}_1 \xleftarrow{(y,e_1|e_2)} \mathcal{T}_+^+ \xleftarrow{(x,e_2|e_3)} \mathcal{T}_+^+ \quad (\text{B.25})$$

$$\mathcal{T}_+^+ : x(a_1y - e_1e_3^2x^2 - a_{2,1}e_1e_0e_3x - a_{4,2}e_1e_0^2) = e_2(-y^2 - a_{3,2}e_0^2e_1y + a_{6,4}e_1^2e_0^4). \quad (\text{B.26})$$

The ambient space is

$$[e_3^2e_2e_1x : e_3^2e_2^2e_1y : z = 1][e_3x : e_3e_2y : e_0][y : e_1][x : e_2]. \quad (\text{B.27})$$

One can check that \mathcal{T}_+^+ is a nonsingular variety for $\dim_{\mathbb{C}} B \leq 3$ so we do not need to do any further blow up.

Fiber enhancements The divisor now is blown up to be $e_0e_1e_2e_3 = 0$, over which we have the following four nodes

$$\begin{aligned} C_0 : e_0 &= a_1xy - e_1e_3^2x^3 + e_2y^2 = 0, \\ C_1 : e_1 &= a_1x + e_2y = 0, \\ C_2 : e_3 &= (a_1y - a_{4,2}e_1e_0^2)x + e_2(y^2 + a_{3,2}e_0^2e_1y - a_{6,4}e_1^2e_0^4) = 0, \\ C_3 : e_2 &= a_1y - e_1e_3^2x^2 - a_{2,1}e_1e_0e_3x - a_{4,2}e_1e_0^2 = 0. \end{aligned} \quad (\text{B.28})$$

From the intersections we recognize the fiber to be of type I_4 . This is the affine Dynkin diagram for $SU(4)$.

We label the nodes C_i by their position in the affine $SU(4)$ Dynkin diagram rather than the order of blow ups. This is for later convenience when we compare the fibers between different resolutions. Note that $C_1 : e_1 = s = 0$, $C_2 : e_3 = 0$ (the exceptional divisor for $e_2 = x = 0$), $C_3 : e_2 = r = 0$ (the exceptional divisor for $e_1 = y = 0$).

Over the codimension two locus $e_0e_1e_2e_3 = P_4 = 0$ but $a_1, a_{4,2} \neq 0$, we have the following factorization

$$y^2 + a_{3,2}e_0^2e_1y - a_{6,4}e_1^2e_0^4 = \frac{1}{a_1a_{4,2}}(a_1y - a_{4,2}e_0^2e_1)(a_{4,2}y + a_1a_{6,4}e_0^2e_1) \quad (\text{B.29})$$

in C_2 . Hence C_2 becomes

$$C_2 : e_3 = (a_1y - a_{4,2}e_0^2e_1) [a_1a_{4,2}x + e_2(a_{4,2}y + a_1a_{6,4}e_0^2e_1)] = 0. \quad (\text{B.30})$$

That is, C_2 splits into two components, C_4, C_5

$$C_2 \rightarrow C_4 + C_5, \quad (\text{B.31})$$

$$C_4 : e_3 = a_1y - a_{4,2}e_0^2e_1 = 0, \quad (\text{B.32})$$

$$C_5 : e_3 = a_1a_{4,2}x + e_2(a_{4,2}y + a_1a_{6,4}e_0^2e_1) = 0. \quad (\text{B.33})$$

Including other fibers, we have the following five nodes in the fiber over $e_0e_1e_2e_3 = P_4 = 0$

$$\begin{aligned} C_0 : e_0 &= a_1xy - e_3^2e_1x^3 + e_2y^2 = 0, \\ C_1 : e_1 &= a_1x + e_2y = 0, \\ C_4 : e_3 &= a_1y - a_{4,2}e_0^2e_1 = 0, \\ C_5 : e_3 &= a_1a_{4,2}x + e_2(a_{4,2}y + a_1a_{6,4}e_0^2e_1) = 0, \\ C_3 : e_2 &= a_1y - e_1e_3^2x^2 - a_{2,1}e_1e_0e_3x - a_{4,2}e_1e_0^2 = 0, \end{aligned} \quad (\text{B.34})$$

From the intersections we recognize the fiber to be of type I_5 . This corresponds to the rank one enhancement $SU(4) \rightarrow SU(5)$ in codimension two.

Over the codimension two locus $e_0e_1e_2e_3 = a_1 = 0$, C_3 again splits into three components, $C_1, C_3^{(i)}$, $i = 1, 2$. The fibers are

$$\begin{aligned} C_0 : e_0 &= -e_3^2e_1x^3 + e_2y^2 = 0, \\ C_1 : e_1 &= e_2 = 0 \quad (\text{with multiplicity } 2), \\ C_2 : e_3 &= -a_{4,2}e_1e_0^2x + e_2(y^2 + a_{3,2}e_0^2ye_1 - a_{6,4}e_1^2e_0^4) = 0, \\ C_3^{(i)} : e_2 &= e_3^2x^2 + a_{2,1}e_0e_3x + a_{4,2}e_0^2 = 0, \quad i = 1, 2. \end{aligned} \quad (\text{B.35})$$

From the intersections we see that it is the I_0^* fiber. This corresponds to the rank one enhancement $SU(4) \rightarrow SO(8)$ in codimension two.

Over $e_0e_1e_2e_3 = a_1 = a_{2,1}^2 - 4a_{4,2} = 0$, $e_3^2x^2 + a_{2,1}e_0e_3x + a_{4,2}e_0^2 = 0$ has a double root so the two $C_3^{(i)}$ coincide, and we end up with the non-Kodaira I_0^{*+} fiber.

Over the codimension two locus $e_0e_1e_2e_3 = a_1 = a_{4,2} = 0$, C_2 splits into three components, $C_2', C_2^{(1)}, C_2^{(2)}$

$$\begin{aligned} C_2 &\rightarrow C_2' + C_2^{(1)} + C_2^{(2)}, \\ C_2' : e_2 &= e_3 = 0, \\ C_2^{(i)} : e_3 &= y^2 + a_{3,2}e_0^2ye_1 - a_{6,4}e_1^2e_0^4 = 0, \quad i = 1, 2. \end{aligned} \quad (\text{B.36})$$

C_3 splits into $C_1, C_3^{(i)}$, where $C_3^{(i)}$ become

$$C_3^{(1)} : e_2 = e_3x + a_{2,1}e_0 = 0 \quad \text{and} \quad C_3^{(2)} = C_2' : e_2 = e_3 = 0. \quad (\text{B.37})$$

In total, we have the following nodes in the fiber over $e_0e_1e_2e_3 = a_1 = a_{4,2} = 0$,

$$\begin{aligned} C_0 : e_0 &= -e_3^2e_1x^3 + e_2y^2 = 0, \\ C_1 : e_1 = e_2 &= 0 \quad (\text{with multiplicity } 2), \\ C_2' : e_2 = e_3 &= 0 \quad (\text{with multiplicity } 2), \\ C_2^{(i)} : e_3 &= y^2 + a_{3,2}e_0^2e_1y - a_{6,4}e_1^2e_0^4 = 0, \quad i = 1, 2, \\ C_3^{(1)} : e_2 &= e_3x + a_{2,1}e_0 = 0. \end{aligned} \quad (\text{B.38})$$

From the intersections we recognize the fiber to be of type I_1^* .

We summarize the fiber enhancements for \mathcal{T}_+^+ in Table 7.

$w = 0$	$w = P_4 = 0$	$w = a_1 = 0$	$w = a_1 = a_{4,2} = 0$	$w = a_1 = a_{2,1}^2 - 4a_{4,2} = 0$
	$C_2 \rightarrow C_4 + C_5$	$C_3 \rightarrow C_1 + C_3^{(1)} + C_3^{(2)}$	$C_2 \rightarrow C_2' + C_2^{(1)} + C_2^{(2)}$ $C_3 \rightarrow C_1 + C_3^{(1)} + C_2'$	$C_3 \rightarrow C_1 + 2C_3^{(1)}$
I_4	I_5	I_0^*	I_1^*	I_0^{*+}

Table 7: The fiber enhancements for $\mathcal{T}_+^+ \cong \mathcal{B}^+$ in the $SU(4)$ model. The fiber enhancements for $\mathcal{T}_+^- \cong \mathcal{B}^-$ are obtained by exchanging C_1 with C_3 from $\mathcal{T}_+^+ \cong \mathcal{B}^+$. Here $w = e_0e_1e_2e_3$ and $P_4 = -a_{4,2}^2 - a_1a_{3,2}a_{4,2} + a_1^2a_{6,4} = 0$.

B.2.2 Resolution $\mathcal{T}_-^+ : (r, e_2 | \alpha, \beta)$

Recall that \mathcal{T}^+ takes the following form with manifest conifold singularity,

$$\mathcal{T}^+ : xr = e_2t, \quad (\text{B.39})$$

where $r = a_1y - e_1x^2 - a_{2,1}e_1e_0x - a_{4,2}e_1e_0^2$ and $t = -y^2 - a_{3,2}e_0^2e_1y + a_{6,4}e_1^2e_0^4$. Let us now explore the other option for the third blow up, $\mathcal{T}_-^+ : (r, e_2 | \alpha, \beta)$.

Rather than introducing the parameter e_3 for the third exceptional divisor, we will explicitly use the homogeneous coordinates $[\alpha : \beta]$ ⁷ for the extra \mathbb{P}^1 we introduce for the third blow up. The

⁷ α, β are the projective coordinates that we would have called \bar{r}, \bar{e}_2 according to our notations. However, to simplify the notation, we will use α, β instead.

blow up space \mathcal{T}_-^+ can then be described by

$$\mathcal{E}_0 \xleftarrow{(x,y,e_0|e_1)} \mathcal{E}_1 \xleftarrow{(y,e_1|e_2)} \mathcal{T}_-^+ \xleftarrow{(r,e_2|\alpha,\beta)} \mathcal{T}_-^+ \quad (\text{B.40})$$

$$\mathcal{T}_-^+ : \begin{cases} \alpha e_2 - \beta(a_1 y - e_1 x^2 - a_{2,1} e_1 e_0 x - a_{4,2} e_1 e_0^2) = 0, \\ \alpha x + \beta(y^2 + a_{3,2} e_0^2 e_1 y - a_{6,4} e_1^2 e_0^4) = 0, \end{cases} \quad (\text{B.41})$$

where the second equation is the collinear condition between α, β and r, e_2 . The ambient space is parametrized by the following projective coordinates

$$[e_2 e_1 x : e_2^2 e_1 y : z = 1][x : e_2 y : e_0][y : e_1][\alpha : \beta]. \quad (\text{B.42})$$

One can check that \mathcal{T}_-^+ is a nonsingular variety so we do not need to do any further blow up.

Fiber enhancements Over the codimension one divisor $e_0 e_1 e_2 = 0$, we have the following four fibers

$$\begin{aligned} C_0 : e_0 &= \alpha e_2 - \beta a_1 y + \beta e_1 x^2 = \alpha x + \beta y^2 = 0, \\ C_1 : e_1 &= \alpha e_2 - \beta a_1 y = \alpha x + \beta y^2 = 0, \\ C_2 : e_2 &= \beta = x = 0, \\ C_3 : e_2 &= a_1 y - e_1(x^2 + a_{2,1} e_0 x + a_{4,2} e_0^2) = \alpha x + \beta(y^2 + a_{3,2} e_0^2 e_1 y - a_{6,4} e_1^2 e_0^4) = 0. \end{aligned} \quad (\text{B.43})$$

From the intersections we see that it is the I_4 fiber. Note that we label the C_i in the same way as \mathcal{T}_+^+ .

Over $e_0 e_1 e_2 = P_4 = 0$ but $a_1, a_{4,2}$ being nonzero, C_3 becomes

$$C_3 : e_2 = a_1 y - e_1(x^2 + a_{2,1} e_0 x + a_{4,2} e_0^2) = a_1 a_{4,2} \alpha x + \beta(a_1 y - a_{4,2} e_0^2 e_1)(a_{4,2} y + a_1 a_{6,4} e_0^2 e_1) = 0. \quad (\text{B.44})$$

We can rewrite it as

$$C_3 : e_2 = a_1 y - e_1(x^2 + a_{2,1} e_0 x + a_{4,2} e_0^2) \quad (\text{B.45})$$

$$= a_1^2 a_{4,2} \alpha x + \beta e_1^2 x(x + a_{2,1} e_0) [a_{4,2} x^2 + a_{4,2} a_{2,1} e_0 x + (a_{4,2}^2 + a_1^2 a_{6,4}) e_0^2] = 0. \quad (\text{B.46})$$

Hence C_3 splits into three components

$$C_3 \rightarrow C_4 + C_5,$$

$$C_4 : e_2 = a_1 y - a_{4,2} e_1 e_0^2 = x = 0, \quad (\text{B.47})$$

$$\begin{aligned} C_5 : e_2 &= a_1 y - e_1(x^2 + a_{2,1} e_0 x + a_{4,2} e_0^2) \\ &= a_1^2 a_{4,2} \alpha + \beta e_1^2 (x + a_{2,1} e_0) [a_{4,2} x^2 + a_{4,2} a_{2,1} e_0 x + (a_{4,2}^2 + a_1^2 a_{6,4}) e_0^2] = 0. \end{aligned}$$

Hence we have five nodes, C_0, C_1, C_2, C_4, C_5 , in the fiber over the codimension two locus $e_0 e_1 e_2 = P_4 = 0$. From the intersections we recognize the fiber to be of type I_5 . This corresponds to the rank one enhancement $SU(4) \rightarrow SU(5)$.

Over $e_0e_1e_2 = a_1 = 0$, $C_3 : e_2 = e_1(x^2 + a_{2,1}e_0x + a_{4,2}e_0^2) = \alpha x + \beta(y^2 + a_{3,2}e_0^2e_1y - a_{6,4}e_1^2e_0^4) = 0$ splits into three components

$$\begin{aligned} C_3 &\rightarrow C_1 + C_3^{(i)}, \\ C_1 : e_2 &= e_1 = \alpha x + \beta y^2 = 0, \\ C_3^{(i)} : e_2 &= x^2 + a_{2,1}e_0x + a_{4,2}e_0^2 = \alpha x + \beta(y^2 + a_{3,2}e_0^2e_1y - a_{6,4}e_1^2e_0^4) = 0, \quad i = 1, 2, \end{aligned} \tag{B.48}$$

where $C_3^{(i)}$ corresponds to the two roots of $x^2 + a_{2,1}e_0x + a_{4,2}e_0^2 = 0$. In total, we have the following nodes in the fiber over $e_0e_1e_2 = a_1 = 0$

$$\begin{aligned} C_0 : e_0 &= \alpha e_2 + \beta e_1 x^2 = \alpha x + \beta y^2 = 0, \\ 2C_1 : e_1 &= e_2 = \alpha x + \beta y^2 = 0, \\ C_2 : e_2 &= \beta = x = 0, \\ C_3^{(i)} : e_2 &= x^2 + a_{2,1}e_0x + a_{4,2}e_0^2 = \alpha x + \beta(y^2 + a_{3,2}e_0^2e_1y - a_{6,4}e_1^2e_0^4) = 0, \quad i = 1, 2. \end{aligned} \tag{B.49}$$

From the intersections we recognize the fiber to be of type I_0^* .

Over $e_0e_1e_2 = a_1 = a_{2,1}^2 - 4a_{4,2} = 0$, $C_3^{(1)} = C_3^{(2)}$ and it becomes the non-Kodaira I_0^{*+} fiber.

Over the codimension two locus $e_0e_1e_2 = a_1 = a_{4,2} = 0$, $C_3 : e_2 = e_1x(x + a_{2,1}e_0) = \alpha x + \beta(y^2 + a_{3,2}e_0^2e_1y - a_{6,4}e_1^2e_0^4) = 0$ becomes

$$\begin{aligned} C_3 &\rightarrow C_1 + C_2 + C_3^{(1)'} + C_3^{(2)'} + C_3', \\ C_1 : e_1 &= e_2 = \alpha x + \beta y^2 = 0, \\ C_2 : e_2 &= x = \beta = 0, \\ C_3^{(i)'} : e_2 &= x = y^2 + a_{3,2}e_0^2e_1y - a_{6,4}e_1^2e_0^4 = 0, \\ C_3' : e_2 &= x + a_{2,1}e_0 = \alpha x + \beta(y^2 + a_{3,2}e_0^2e_1y - a_{6,4}e_1^2e_0^4) = 0. \end{aligned} \tag{B.50}$$

In total, we have the following nodes in the fiber over $e_0e_1e_2 = a_1 = a_{4,2} = 0$,

$$\begin{aligned} C_0 : e_0 &= \alpha e_2 + \beta e_1 x^2 = \alpha x + \beta y^2 = 0, \\ C_1 : [0 : 0 : 1][x : 0 : e_0][1 : 0][1 : -x] &\quad \text{with multiplicity 2,} \\ C_2 : [0 : 0 : 1][0 : 0 : 1][y : e_1][1 : 0] &\quad \text{with multiplicity 2,} \\ C_3^{(i)'} : [0 : 0 : 1][0 : 0 : 1][y^{(i)} : e_1^{(i)}][\alpha : \beta], & \\ C_3' : [0 : 0 : 1][-a_{2,1} : 0 : 1][y : e_1][y^2 + a_{3,2}e_1y - a_{6,4}e_1^2 : a_{2,1}]. & \end{aligned} \tag{B.51}$$

From the intersections we recognize the fiber to be of the type I_1^* .

We summarize the fiber enhancements for \mathcal{T}_-^+ in Table 8.

This completes the analysis from the partial resolution \mathcal{T}^+ . In the following we will return to another option for the second blow up, $\mathcal{T}^- : (s, e_1)$.

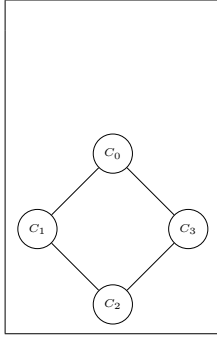
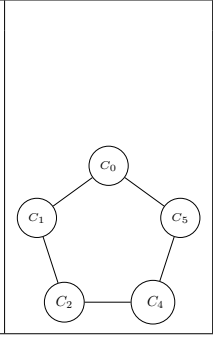
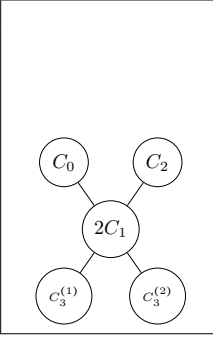
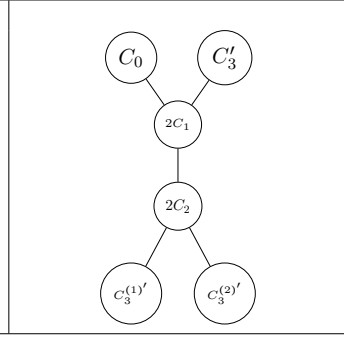
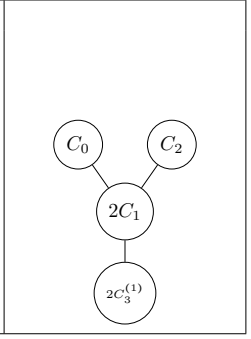
$w = 0$	$w = P_4 = 0$	$w = a_1 = 0$	$w = a_1 = a_{4,2} = 0$	$w = a_1 = a_{2,1}^2 - 4a_{4,2} = 0$
	$C_3 \rightarrow C_4 + C_5$	$C_3 \rightarrow C_1 + C_3^{(1)} + C_3^{(2)}$	$C_3 \rightarrow C_1 + C_2 + C_3^{(1)'} + C_3^{(2)'} + C_3'$	$C_3 \rightarrow C_1 + 2C_3^{(1)}$
I_4	I_5	I_0^*	I_1^*	I_0^{*+}
				

Table 8: The fiber enhancements for \mathcal{T}^+ in the $SU(4)$ model. The fiber enhancements for \mathcal{T}^- are obtained by exchanging C_1 with C_3 from \mathcal{T}^+ . Here $w = e_0 e_1 e_2$ because we did not introduce e_3 for \mathcal{T}^+ and $P_4 = -a_{4,2}^2 - a_1 a_{3,2} a_{4,2} + a_1^2 a_{6,4} = 0$.

B.3 Partial resolution $\mathcal{T}^- : (s, e_1 | e_2)$

The partial resolution \mathcal{T}^- is related to \mathcal{T}^+ by the inverse action (2.4) induced by the \mathbb{Z}_2 automorphism in the Mordell-Weil group, hence the analysis will be identical to \mathcal{T}^+ by exchanging y with $-s = -y - a_1 x - a_{3,2} e_1 e_0^2$. Geometrically, this corresponds to switching the nodes $C_1 : e_1 = s = 0$ with $C_3 : e_2 = r = 0$ in \mathcal{T}^+ . Note that C_3 in \mathcal{T}^+ comes from $e_1 = y = 0$ in \mathcal{E}_1 , so the inverse action indeed exchanges y with $-s$. We will not repeat the details of the analysis as it is similar to \mathcal{T}^+ .

The partial resolution \mathcal{T}^- is

$$\mathcal{E}_0 \xleftarrow{(x,y,e_0|e_1)} \mathcal{E}_1 \xleftarrow{(s,e_1|e_2)} \mathcal{T}^- \quad (\text{B.52})$$

$$\mathcal{T}^- : \begin{cases} ys = e_1(x^3 + a_{2,1}e_0x^2 + a_{4,2}e_0^2x + a_{6,4}e_2e_1e_0^4) \\ y + a_1x + a_{3,2}e_2e_1e_0^2 = e_2s, \end{cases} \quad (\text{B.53})$$

with the ambient space parametrized by

$$[e_2e_1x : e_2e_1y : z = 1][x : y : e_0][s : e_1]. \quad (\text{B.54})$$

Description of the fiber Over $e_0e_1e_2 = 0$, the nodes in the fiber are

$$\begin{aligned}
C_0 : e_0 &= ys - e_1x^3 = y + a_1x - e_2s = 0, \\
C_3 : e_1 &= y = a_1x - e_2 = 0, \\
&[0 : 0 : 1][x : 0 : e_0][1 : 0], \\
C_2 : e_2 &= x = y = 0, \\
&[0 : 0 : 1][0 : 0 : 1][s : e_1], \\
C_1 : e_2 &= a_1s + e_1(x^2 + a_{2,1}e_0x + a_{4,2}e_0^2) = y + a_1x = 0, \\
&[0 : 0 : 1][x : -a_1x : e_0][x^2 + a_{2,1}e_0x + a_{4,2}e_0^2 : -a_1].
\end{aligned} \tag{B.55}$$

Note that our labeling is consistent with that for \mathcal{F}^+ . From the intersections we see that it is the I_4 fiber. Note that we already have the affine $SU(4)$ Dynkin diagram at the second blow up. On the gauge theory side, this corresponds to the fact that the wall W^- lies in the bulk of the Coulomb branch.

Conifold singularity If we rewrite \mathcal{F}^- as

$$\mathcal{F}^- : -x(a_1s + e_1x^2 + a_{2,1}e_1e_0x + a_{4,2}e_1e_0^2) = e_2(-s^2 + a_{3,2}e_0^2e_1s + a_{6,4}e_1^2e_0^4). \tag{B.56}$$

The conifold singularity is clearly at

$$x = e_2 = a_1s + a_{4,2}e_1e_0^2 = -s^2 + a_{3,2}e_0^2e_1s + a_{6,4}e_1^2e_0^4 = 0 \tag{B.57}$$

which can be satisfied only over $P_4 = 0$ on the base B .

B.3.1 Resolution $\mathcal{F}_+^- : (x, e_2|e_3)$

One option for the third blow up is obtained as below

$$\mathcal{E}_0 \xleftarrow{(x,y,e_0|e_1)} \mathcal{E}_1 \xleftarrow{(s,e_1|e_2)} \mathcal{F}^- \xleftarrow{(x,e_2|e_3)} \mathcal{F}_+^- \tag{B.58}$$

$$\mathcal{F}_+^- : \begin{cases} -x(a_1s + e_1e_3^2x^2 + a_{2,1}e_3e_1e_0x + a_{4,2}e_1e_0^2) = e_2(-s^2 + a_{3,2}e_0^2e_1s + a_{6,4}e_1^2e_0^4), \\ y = e_3e_2s - a_1e_3x - a_{3,2}e_3e_2e_1e_0^2, \end{cases} \tag{B.59}$$

in the ambient space parametrized by

$$[e_3^2e_2e_1x : e_3e_2e_1y : z = 1][e_3x : y : e_0][s : e_1][x : e_2]. \tag{B.60}$$

Over the divisor $e_0e_1e_2e_3 = 0$, the nodes in the fiber are

$$\begin{aligned}
C_0 : e_0 &= -a_1xs - e_1e_3^2x^3 + e_2s^2 = y - e_3e_2s + a_1e_3x = 0, \\
C_3 : e_1 &= a_1x - e_2s = y - e_3e_2s + a_1e_3x = 0, \\
C_2 : e_3 &= y = -x(a_1s + a_{4,2}e_1e_0^2) + e_2(s^2 - a_{3,2}e_0^2e_1s - a_{6,4}e_1^2e_0^4) = 0, \\
C_1 : e_2 &= a_1s + e_1e_3^2x^2 + a_{2,1}e_3e_1e_0x + a_{4,2}e_1e_0^2 = 0.
\end{aligned} \tag{B.61}$$

The fiber enhancements are the same as \mathcal{F}_+^+ after exchanging C_1 with C_3 .

B.3.2 Resolution $\mathcal{T}_- : (r, e_2 | \alpha, \beta)$

The other option for the third blow up is

$$\mathcal{E}_0 \xleftarrow{(x, y, e_0 | e_1)} \mathcal{E}_1 \xleftarrow{(s, e_1 | e_2)} \mathcal{T}_- \xleftarrow{(r, e_2 | \alpha, \beta)} \mathcal{T}_- \quad (\text{B.62})$$

$$\mathcal{T}_- : \begin{cases} \alpha e_2 + \beta(a_1 s + e_1 x^2 + a_{2,1} e_1 e_0 x + a_{4,2} e_1 e_0^2) = 0, \\ \alpha x + \beta(s^2 - a_{3,2} e_0^2 e_1 s - a_{6,4} e_1^2 e_0^4) = 0, \\ y = e_2 s - a_1 x - a_{3,2} e_2 e_1 e_0^2, \end{cases} \quad (\text{B.63})$$

in the ambient space parametrized by

$$[e_2 e_1 x : e_2 e_1 y : z = 1][x : y : e_0][s : e_1][\alpha : \beta]. \quad (\text{B.64})$$

Over the divisor $e_0 e_1 e_2 = 0$, the nodes in the fiber are

$$\begin{aligned} C_0 : e_0 &= \alpha e_2 + \beta(a_1 s + e_1 x^2) = \alpha x + \beta s^2 = y - e_2 s + a_1 x = 0, \\ C_3 : e_1 &= \alpha e_2 + \beta a_1 s = \alpha x + \beta s^2 = 0, \\ C_2 : e_2 &= \beta = x = 0, \\ C_1 : e_2 &= a_1 s + e_1 x^2 + a_{2,1} e_1 e_0 x + a_{4,2} e_1 e_0^2 = \alpha x + \beta(y^2 - a_{3,2} e_0^2 e_1 y - a_{6,4} e_1^2 e_0^4) = 0. \end{aligned} \quad (\text{B.65})$$

The fiber enhancements are the same as \mathcal{T}_+ after exchanging C_1 with C_3 .

Next we will return to the last option for the second blow up, $\mathcal{B} : (x, y, e_1)$. As we will see shortly, the resolutions we obtain from this branch will be identified with those in \mathcal{T}^\pm .

B.4 Partial resolution $\mathcal{B} : (x, y, e_1 | e_2)$

Recall that after the first blow up we end up with the following conifold singularity:

$$\mathcal{E}_1 : ys = e_1 Q \quad (\text{B.66})$$

where $s = y + a_1 x + a_{3,2} e_1 e_0^2$ and $Q = x^3 + a_{2,1} e_0 x^2 + a_{4,2} e_0^2 x + a_{6,4} e_1 e_0^4$.

In the previous sections we blow up along (y, e_1) obtaining \mathcal{T}^+ . Now we blow up (x, y, e_1) instead,

$$(x, y, e_1) \rightarrow (e_2 x, e_2 y, e_2 e_1), \quad (\text{B.67})$$

obtaining the partially resolved variety \mathcal{B} ,

$$\mathcal{E}_0 \xleftarrow{(x, y, e_0 | e_1)} \mathcal{E}_1 \xleftarrow{(x, y, e_1 | e_2)} \mathcal{B} \quad (\text{B.68})$$

$$\mathcal{B} : y(y + a_1 x + a_{3,2} e_1 e_0^2) = e_1(e_2^2 x^3 + a_{2,1} e_0 e_2 x^2 + a_{4,2} e_0^2 x + a_{6,4} e_1 e_0^4). \quad (\text{B.69})$$

The ambient space is parametrized by the following projective coordinates

$$[e_2^2 e_1 x : e_2^2 e_1 y : z = 1][e_2 x : e_2 y : e_0][x : y : e_1]. \quad (\text{B.70})$$

Description of the fiber The divisor is blown up to be $e_0e_1e_2 = 0$, over which we have four nodes in the fiber,

$$\begin{aligned}
C_0 : e_0 &= y(y + a_1x) - e_1e_2^2x^3 = 0, \\
C_1 : e_1 &= y + a_1x = 0, \\
C'_1 : e_1 &= y = 0, \\
C_2 : e_2 &= y(y + a_1x + a_{3,2}e_1e_0^2) - e_1(a_{4,2}e_0^2x + a_{6,4}e_1e_0^4) = 0.
\end{aligned} \tag{B.71}$$

From the intersections we see that it is the I_4 fiber. Note that we already have the affine $SU(4)$ Dynkin diagram at the second blow up. On the gauge theory side, this corresponds to the fact that the wall W^0 lies in the bulk of the Coulomb branch.

Conifold singularity There is a conifold singularity in \mathcal{B} ,

$$\mathcal{B} : y(y + a_1x + a_{3,2}e_1e_0^2) = e_1(e_2^2x^3 + a_{2,1}e_0e_2x^2 + a_{4,2}e_0^2x + a_{6,4}e_1e_0^4), \tag{B.72}$$

located at

$$y = e_1 = e_2^2x^2 + a_{2,1}e_2e_0x + a_{4,2}e_0^2 = 0 \tag{B.73}$$

over the codimension two locus $e_0e_1e_2 = a_1 = 0$. In the following we will continue to the blow up this singularity. There are two options for the third blow up: $\mathcal{B}^+ : (y, e_1)$ and \mathcal{B}^- . As we will see shortly, \mathcal{B}^+ and \mathcal{B}^- are isomorphic to \mathcal{T}_+^+ and \mathcal{T}_+^- , respectively.

B.4.1 Resolution $\mathcal{B}^+ : (y, e_1|e_3)$

Let us blow up along (y, e_1)

$$(y, e_1) \rightarrow (e_3y, e_3e_1) \tag{B.74}$$

to obtain \mathcal{B}^+ ,

$$\mathcal{E}_0 \xleftarrow{(x,y,e_0|e_1)} \mathcal{E}_1 \xleftarrow{(x,y,e_1|e_2)} \mathcal{B} \xleftarrow{(y,e_1|e_3)} \mathcal{B}^+ \tag{B.75}$$

$$\mathcal{B}^+ : y(e_3y + a_1x + a_{3,2}e_3e_1e_0^2) = e_1(e_2^2x^3 + a_{2,1}e_0e_2x^2 + a_{4,2}e_0^2x + a_{6,4}e_3e_1e_0^4). \tag{B.76}$$

The ambient space is parametrized by the following projective coordinates

$$[e_3e_2^2e_1x : e_3^2e_2^2e_1y : z = 1][e_2x : e_2e_3y : e_0][x : e_3y : e_3e_1][y : e_1]. \tag{B.77}$$

The isomorphism $\mathcal{B}^+ \cong \mathcal{T}_+^+$ By comparing \mathcal{B}^+ (B.76) with \mathcal{T}_+^+ (B.26), we see that the two defining equations are the same by exchanging e_2 with e_3 . To claim that the two varieties are actually isomorphic to each other, one needs to further check the scalings of each of the variable and the restrictions on vanishing of the variables. From the chains of blow ups for \mathcal{T}_+^+ and \mathcal{B}^+ ,

$$\mathcal{E}_0 \xleftarrow{(x,y,e_0|e_1)} \mathcal{E}_1 \xleftarrow{(y,e_1|e_2)} \mathcal{T}_+^+ \xleftarrow{(x,e_2|e_3)} \mathcal{T}_+^+, \quad (\text{B.78})$$

$$\mathcal{E}_0 \xleftarrow{(x,y,e_0|e_1)} \mathcal{E}_1 \xleftarrow{(x,y,e_1|e_2)} \mathcal{B} \xleftarrow{(y,e_1|e_3)} \mathcal{B}^+, \quad (\text{B.79})$$

we can read off the scaling for each variable with respect to the ambient projective spaces:

		x	y	e_0	e_1	e_2	e_3
\mathcal{T}_+^+ :	\mathbb{P}^2	1	1	0	0	0	0
	1st	1	1	1	-1	0	0
	2nd	0	1	0	1	-1	0
	3rd	1	0	0	0	1	-1

(B.80)

		x	y	e_0	e_1	e_2	e_3
\mathcal{B}^+ :	\mathbb{P}^2	1	1	0	0	0	0
	1st	1	1	1	-1	0	0
	2nd	1	1	0	1	-1	0
	3rd	0	1	0	1	0	-1

(B.81)

The second rows in both tables labeled by \mathbb{P}^2 are the scalings from the original projective bundle $\mathbb{P}(\mathcal{O}_B \oplus \mathcal{L}^2 \oplus \mathcal{L}^3)$. Note that \mathcal{T}_+^+ and \mathcal{B}^+ differ only in the last two blow ups.

Now we are going to show that the two sets of scalings above are actually the same. First we exchange the last two rows in \mathcal{T}_+^+ and then add the last row to the second last row. Lastly, we exchange the last two columns. In the end we found that this is the same scaling table as \mathcal{B}^+ . Hence the scalings for the two sets of variables are the same.

Lastly, we need to check that the restrictions on the vanishing of variables are the same for the two varieties. The ambient spaces in the two cases are parametrized by

$$\mathcal{T}_+^+ : [e_3^2 e_2 e_1 x : e_3^2 e_2^2 e_1 y : z = 1][e_3 x : e_3 e_2 y : e_0][y : e_1][x : e_2], \quad (\text{B.82})$$

$$\mathcal{B}^+ : [e_3 e_2^2 e_1 x : e_3^2 e_2^2 e_1 y : z = 1][e_2 x : e_2 e_3 y : e_0][x : e_3 y : e_3 e_1][y : e_1]. \quad (\text{B.83})$$

(Remember that e_2 has to be exchanged with e_3 to make the comparison.) It is easy to see that both varieties have the same restrictions on the vanishing of variables. For example, we cannot have $x = e_2 = 0$ in \mathcal{T}_+^+ due to the projective space $[x : e_2]$. On the other hand, $x = e_3$ (corresponding to $x = e_2 = 0$ in \mathcal{T}_+^+) is forbidden in \mathcal{B}^+ by the projective space $[x : e_3 y : e_3 e_1]$.

In summary, since \mathcal{T}_+^+ and \mathcal{B}^+ have the same defining equations, the same scalings for the variables, and also the same restrictions on the vanishing of the variables, they are indeed isomorphic to each other,

$$\mathcal{B}^+ \cong \mathcal{T}_+^+. \quad (\text{B.84})$$

The identification of resolutions \mathcal{B}^+ and \mathcal{T}_+^+ Above we have seen that the two resolutions \mathcal{B}^+ and \mathcal{T}_+^+ are isomorphic to each other. Now we are going to show that these two resolutions should be identified as one resolution, hence corresponding to a single subchamber on the Coulomb branch, i.e. \mathcal{C}_+^+ .

Let us begin with a general discussion. Given a variety X and two of its resolutions

$$f_1 : X_1 \rightarrow X, \tag{B.85}$$

$$f_2 : X_2 \rightarrow X. \tag{B.86}$$

Suppose the two resolutions are isomorphic to each other, $X_1 \cong X_2$, we arrive at the, not necessarily commutative, diagram shown in Figure 19. In the case that the diagram is commutative, i.e.

$$\begin{array}{ccc} X_1 & \xrightarrow[\cong]{\varphi} & X_2 \\ & \searrow f_1 & \swarrow f_2 \\ & X & \end{array}$$

Figure 19: If two resolutions $f_1 : X_1 \rightarrow X$ and $f_2 : X_2 \rightarrow X$ are isomorphic to each other and the above diagram commutes, we identify them as a single resolution.

$$f_1 = f_2 \circ \varphi, \tag{B.87}$$

we identify the two resolutions X_1 with X_2 since the blow up maps are the same.

Let us consider an example where $X_1 \cong X_2$ but we do *not* identify the two resolutions. Consider the conifold in \mathbb{C}^4 ,

$$X : x_1x_2 - x_3x_4 = 0 \quad \text{in } \mathbb{C}^4, \tag{B.88}$$

and let

$$\begin{aligned} X_1 : \alpha x_2 - \beta x_4 = \alpha x_1 - \beta x_3 = 0, \\ X_2 : \alpha x_1 - \beta x_4 = \alpha x_2 - \beta x_3 = 0, \end{aligned} \tag{B.89}$$

in $\mathbb{C}^4 \times \mathbb{P}^1$ be the two resolutions. Here $[\alpha : \beta]$ are the homogeneous coordinates for \mathbb{P}^1 . In these coordinates, the blow up maps f_1 and f_2 are the same,

$$\begin{aligned} f_1 : X_1 \rightarrow X, \\ (x_1, x_2, x_3, x_4)[\alpha : \beta] \mapsto (x_1, x_2, x_3, x_4), \\ f_2 : X_2 \rightarrow X, \\ (x_1, x_2, x_3, x_4)[\alpha : \beta] \mapsto (x_1, x_2, x_3, x_4). \end{aligned} \tag{B.90}$$

The two resolutions X_1 and X_2 are isomorphic to each other by the isomorphism φ exchanging x_1 with x_2 ,

$$\begin{aligned} \varphi : X_1 \rightarrow X_2 \\ (x_1, x_2, x_3, x_4)[\alpha : \beta] \mapsto (x_2, x_1, x_3, x_4)[\alpha : \beta]. \end{aligned} \tag{B.91}$$

However, f_1 is not the same as $f_2 \circ \varphi$,

$$\begin{aligned} f_1 &: X_1 \rightarrow X, \\ (x_1, x_2, x_3, x_4)[\alpha : \beta] &\mapsto (x_1, x_2, x_3, x_4), \\ f_2 \circ \varphi &: X_1 \rightarrow X, \\ (x_1, x_2, x_3, x_4)[\alpha : \beta] &\mapsto (x_2, x_1, x_3, x_4). \end{aligned} \tag{B.92}$$

Therefore we do not identify the two resolutions. In fact, they are related by a flop.

Now back to the case for \mathcal{B}^+ and \mathcal{T}_+^+ . The isomorphism $\varphi : \mathcal{B}^+ \rightarrow \mathcal{T}_+^+$ is given by

$$\varphi : (e_2, e_3) \mapsto (e_3, e_2) \tag{B.93}$$

with other coordinates kept fixed. Consider the blow up maps f_1 and f_2 for \mathcal{B}^+ and \mathcal{T}_+^+ , respectively,

$$\begin{aligned} f_1 &: \mathcal{B}^+ \rightarrow \mathcal{E}_0, \\ f_2 &: \mathcal{T}_+^+ \rightarrow \mathcal{E}_0, \end{aligned} \tag{B.94}$$

where f_1 and f_2 are both sequences of three blow ups shown in (B.79). However, since e_2 and e_3 are not variables in \mathcal{E}_0 , they are projected out by f_1 and f_2 . It follows that $f_1 = f_2 \circ \varphi$, i.e. the following diagram is commutative

$$\begin{array}{ccc} \mathcal{B}^+ & \xrightarrow[\cong]{\varphi} & \mathcal{T}_+^+ \\ & \searrow f_1 & \swarrow f_2 \\ & \mathcal{E}_0 & \end{array}$$

$f_1 = f_2 \circ \varphi$

and we identify the two resolutions (indicated by the blue line as in Figure 7),

$$\mathcal{B}^+ \longleftrightarrow \mathcal{T}_+^+.$$

The two resolutions therefore correspond to a single subchamber \mathcal{C}_+^+ on the Coulomb branch (see Figure 12).

B.4.2 Resolution $\mathcal{B}^- : (s, e_1|e_3)$

The other option for the third blow up from the partial resolution \mathcal{B} is $\mathcal{B}^- : (s, e_1)$,

$$\mathcal{E}_0 \xleftarrow{(x,y,e_0|e_1)} \mathcal{E}_1 \xleftarrow{(x,y,e_1|e_2)} \mathcal{B} \xleftarrow{(s,e_1|e_3)} \mathcal{B}^- \tag{B.95}$$

$$\mathcal{B}^- : \begin{cases} (e_3 s - a_1 x - a_{3,2} e_3 e_1 e_0^2) s = e_1 (e_2^2 x^3 + a_{2,1} e_0 e_2 x^2 + a_{4,2} e_0^2 x + a_{6,4} e_3 e_1 e_0^4), \\ y = e_3 s - a_1 x - a_{3,2} e_3 e_1 e_0^2, \end{cases} \tag{B.96}$$

with the ambient space parametrized by

$$[e_3 e_2^2 e_1 x : e_3 e_2^2 e_1 y : z = 1][e_2 x : e_2 y : e_0][x : y : e_3 e_1][s : e_1]. \quad (\text{B.97})$$

Since \mathcal{B}^- and \mathcal{T}_+^- are related to \mathcal{B}^+ and \mathcal{T}_+^+ by the inverse action (2.4) respectively and $\mathcal{B}^+ \cong \mathcal{T}_+^+$, we immediately conclude that they should be identified as one single resolution,

$$\mathcal{B}^- \longleftrightarrow \mathcal{T}_+^-.$$

References

- [1] A. Cadavid, A. Ceresole, R. D’Auria, and S. Ferrara, *Eleven-dimensional supergravity compactified on Calabi-Yau threefolds*, *Phys.Lett.* **B357** (1995) 76–80, [[hep-th/9506144](#)].
- [2] E. Witten, *Phase transitions in M theory and F theory*, *Nucl.Phys.* **B471** (1996) 195–216, [[hep-th/9603150](#)].
- [3] D. R. Morrison and N. Seiberg, *Extremal transitions and five-dimensional supersymmetric field theories*, *Nucl.Phys.* **B483** (1997) 229–247, [[hep-th/9609070](#)].
- [4] K. A. Intriligator, D. R. Morrison, and N. Seiberg, *Five-dimensional supersymmetric gauge theories and degenerations of Calabi-Yau spaces*, *Nucl.Phys.* **B497** (1997) 56–100, [[hep-th/9702198](#)].
- [5] K. Becker and M. Becker, *M theory on eight manifolds*, *Nucl.Phys.* **B477** (1996) 155–167, [[hep-th/9605053](#)].
- [6] P. Mayr, *Mirror symmetry, N=1 superpotentials and tensionless strings on Calabi-Yau four folds*, *Nucl.Phys.* **B494** (1997) 489–545, [[hep-th/9610162](#)].
- [7] D.-E. Diaconescu and S. Gukov, *Three-dimensional N=2 gauge theories and degenerations of Calabi-Yau four folds*, *Nucl.Phys.* **B535** (1998) 171–196, [[hep-th/9804059](#)].
- [8] S. Gukov, C. Vafa, and E. Witten, *CFT’s from Calabi-Yau four folds*, *Nucl.Phys.* **B584** (2000) 69–108, [[hep-th/9906070](#)].
- [9] M. Haack and J. Louis, *M theory compactified on Calabi-Yau fourfolds with background flux*, *Phys.Lett.* **B507** (2001) 296–304, [[hep-th/0103068](#)].
- [10] T. W. Grimm and H. Hayashi, *F-theory fluxes, Chirality and Chern-Simons theories*, *JHEP* **1203** (2012) 027, [[arXiv:1111.1232](#)].
- [11] K. Intriligator, H. Jockers, P. Mayr, D. R. Morrison, and M. R. Plesser, *Conifold Transitions in M-theory on Calabi-Yau Fourfolds with Background Fluxes*, [arXiv:1203.6662](#).
- [12] H. Hayashi, C. Lawrie, and S. Schafer-Nameki, *Phases, Flops and F-theory: SU(5) Gauge Theories*, *JHEP* **1310** (2013) 046, [[arXiv:1304.1678](#)].
- [13] H. Hayashi, C. Lawrie, D. R. Morrison, and S. Schafer-Nameki, *Box Graphs and Singular Fibers*, [arXiv:1402.2653](#).

- [14] P. Deligne, *Courbes elliptiques: formulaire d'après J. Tate*, in *Modular functions of one variable, IV (Proc. Internat. Summer School, Univ. Antwerp, Antwerp, 1972)*, pp. 53–73. Lecture Notes in Math., Vol. 476. Springer, Berlin, 1975.
- [15] D. Mumford and K. Suominen, *Introduction to the theory of moduli*, in *Algebraic geometry, Oslo 1970 (Proc. Fifth Nordic Summer-School in Math.)*, pp. 171–222. Wolters-Noordhoff, Groningen, 1972.
- [16] M. Bershadsky, K. A. Intriligator, S. Kachru, D. R. Morrison, V. Sadov, C. Vafa, *Geometric singularities and enhanced gauge symmetries*, *Nucl.Phys.* **B481** (1996) 215–252, [[hep-th/9605200](#)].
- [17] S. Katz, D. R. Morrison, S. Schafer-Nameki, and J. Sully, *Tate's algorithm and F-theory*, *JHEP* **1108** (2011) 094, [[arXiv:1106.3854](#)].
- [18] M. Esole and S.-T. Yau, *Small resolutions of SU(5)-models in F-theory*, [arXiv:1107.0733](#).
- [19] S. H. Katz and C. Vafa, *Matter from geometry*, *Nucl.Phys.* **B497** (1997) 146–154, [[hep-th/9606086](#)].
- [20] D. R. Morrison and W. Taylor, *Matter and singularities*, *JHEP* **1201** (2012) 022, [[arXiv:1106.3563](#)].
- [21] C. Lawrie and S. Schäfer-Nameki, *The Tate Form on Steroids: Resolution and Higher Codimension Fibers*, *JHEP* **1304** (2013) 061, [[arXiv:1212.2949](#)].
- [22] N. Nakayama, *Global structure of an elliptic fibration*, *Publ. Res. Inst. Math. Sci.* **38** (2002), no. 3 451–649.
- [23] N. Nakayama, *Local structure of an elliptic fibration*, in *Higher dimensional birational geometry (Kyoto, 1997)*, vol. 35 of *Adv. Stud. Pure Math.*, pp. 185–295. Math. Soc. Japan, Tokyo, 2002.
- [24] R. Miranda, *The basic theory of elliptic surfaces*. Dottorato di Ricerca in Matematica. [Dottorato in Mathematical Research]. ETS Editrice, Pisa, 1989.
- [25] K. Kodaira, *On compact analytic surfaces. II, III*, *Ann. of Math. (2)* **77** (1963), 563–626; *ibid.* **78** (1963) 1–40.
- [26] A. Néron, *Modèles minimaux des variétés abéliennes sur les corps locaux et globaux*, *Inst. Hautes Études Sci. Publ.Math. No.* **21** (1964) 128.
- [27] J. Tate, *Algorithm for determining the type of a singular fiber in an elliptic pencil*, in *Modular functions of one variable, IV (Proc. Internat. Summer School, Univ. Antwerp, Antwerp, 1972)*, pp. 33–52. Lecture Notes in Math., Vol. 476. Springer, Berlin, 1975.
- [28] R. Miranda, *Smooth models for elliptic threefolds*, in *The birational geometry of degenerations (Cambridge, Mass., 1981)*, vol. 29 of *Progr. Math.*, pp. 85–133. Birkhäuser Boston, Mass., 1983.
- [29] M. G. Szydło, *Flat regular models of elliptic schemes*. ProQuest LLC, Ann Arbor, MI, 1999. Thesis (Ph.D.)—Harvard University.
- [30] A. P. Braun and T. Watari, *On Singular Fibres in F-Theory*, *JHEP* **1307** (2013) 031, [[arXiv:1301.5814](#)].

- [31] S. Krause, C. Mayrhofer, and T. Weigand, *G₄ flux, chiral matter and singularity resolution in F-theory compactifications*, *Nucl.Phys.* **B858** (2012) 1–47, [[arXiv:1109.3454](#)].
- [32] A. Strominger, *Massless black holes and conifolds in string theory*, *Nucl.Phys.* **B451** (1995) 96–108, [[hep-th/9504090](#)].
- [33] B. R. Greene, D. R. Morrison, and A. Strominger, *Black hole condensation and the unification of string vacua*, *Nucl.Phys.* **B451** (1995) 109–120, [[hep-th/9504145](#)].
- [34] A. Grassi, J. Halverson and J. L. Shaneson, “Matter From Geometry Without Resolution,” *JHEP* **1310**, 205 (2013) [[arXiv:1306.1832](#) [hep-th]].
- [35] A. Grassi, J. Halverson and J. L. Shaneson, “Non-Abelian Gauge Symmetry and the Higgs Mechanism in F-theory,” [[arXiv:1402.5962](#) [hep-th]].