

Gravitational anomalies signaling the breakdown of classical gravity

X. Hernandez^{1,*}, A. Jiménez¹, and C. Allen¹

¹*Instituto de Astronomía,
Universidad Nacional Autónoma de México,
AP 70-264, Distrito Federal, 04510, México*

(Dated: April 4, 2024)

Recent observations for three types of astrophysical systems severely challenge the GR plus dark matter scenario, showing a phenomenology which is what modified gravity theories predict. Stellar kinematics in the outskirts of globular clusters show the appearance of MOND type dynamics on crossing the a_0 threshold. Analysis shows a “Tully-Fisher” relation in these systems, a scaling of dispersion velocities with the fourth root of their masses. Secondly, an anomaly has been found at the unexpected scales of wide binaries in the solar neighbourhood. Binary orbital velocities cease to fall along Keplerian expectations, and settle at a constant value, exactly on crossing the a_0 threshold. Finally, the inferred infall velocity of the bullet cluster is inconsistent with the standard cosmological scenario, where much smaller limit encounter velocities appear. This stems from the escape velocity limit present in standard gravity; the “bullet” should not hit the “target” at more than the escape velocity of the joint system, as it very clearly did. These results are consistent with extended gravity, but would require rather contrived explanations under GR, each. Thus, observations now put us in a situation where modifications to gravity at low acceleration scales cease to be a matter of choice, to now become inevitable.

PACS numbers: 04.50.Kd,04.20.Fy,04.25.Nx,95.30.Sf,98.80.Jk,98.62.Dm,98.62.Sb

Keywords: Alternative theories of gravity; modified Newtonian dynamics; weak-field limit

I. INTRODUCTION

Over the past few years the dominant explanation for the large mass to light ratios inferred for galactic and meta-galactic systems, that these are embedded within massive dark matter halos, has begun to be challenged. Direct detection of the dark matter particles, in spite of decades of extensive and dedicated searches, remains lacking. This has led some to interpret the velocity dispersion measurements of stars in the local dSph galaxies (e.g. Angus 2008, Hernandez et al. 2010), the extended and flat rotation curves of spiral galaxies (e.g. McGaugh, Sanders & McGaugh 2002), the large velocity dispersions of galaxies in clusters (e.g. Milgrom & Sanders 2008), stellar dynamics in elliptical galaxies (e.g. Napolitano et al. 2012), the gravitational lensing due to massive galaxies (e.g. Zhao & Famaey 2010, Chiu et al. 2011, Mendoza et al. 2012), and even the cosmologically inferred matter content for the universe through CMB and structure formation physics (e.g. Skordis et al. 2006, Halle & Zhao 2008, Milgrom 2012), not as indirect evidence for the existence of a dominant dark matter component, but as direct evidence for the failure of the current Newtonian and General Relativistic theories of gravity, in the large scale or low acceleration regimes relevant for the above situations.

Numerous alternative theories of gravity have recently appeared (e.g. TeVeS of Bekenstein 2004, and variations; Bruneton & Esposito-Farese 2007, Sobouti 2007,

F(R) theories e.g. Capozziello & De Laurentis 2011, Capozziello et al. 2007, conformal gravity theories e.g. Mannheim & Kazanas 1989), mostly grounded on geometrical extensions to General Relativity, and leading to laws of gravity which in the large scale or low acceleration regime, mimic the Modified Newtonian Dynamics (MOND) fitting formulas. Similarly, Mendoza et al. (2011) have explored MOND not as a modification to Newton’s second law, but as a modified gravitational force law in the Newtonian regime, finding a good agreement with observed dynamics across galactic scales without requiring dark matter. In fact, recently Bernal et al. (2011) have constructed an $f(R)$ extension to general relativity which in the low velocity limit converges to the above approach.

A generic feature of all of the modified gravity schemes mentioned above is the appearance of an acceleration scale, a_0 , above which classical gravity is recovered, and below which the dark matter mimicking regime appears. This last feature results in a general prediction; all systems where $a \gg a_0$ should appear as devoid of dark matter, and all systems where $a \ll a_0$ should appear as dark matter dominated, when interpreted under classical gravity. It is interesting that no $a \gg a_0$ system has ever been detected where dark matter needs to be invoked, in accordance with the former condition. On the other hand, the latter condition furnishes testable predictions. First, notice that for test particles in orbit around a $1M_\odot$ star, in circular orbits of radius s , the acceleration is expected to drop below $a_0 \approx 1.2 \times 10^{-10} m/s^2$ for $s > 7000 \text{ AU} = 3.4 \times 10^{-2} pc$. The above provides a test for the dark matter/ modified theories of gravity debate; the relative velocities of components of binary stars with

* Email address: xavier@astro.unam.mx

large physical separations should deviate from Kepler’s third law under the latter interpretation.

More specifically, seen as an equivalent Newtonian force law, beyond $s \approx 7000$ AU the gravitational force should gradually switch from the classical form of $F_N = GM/s^2$ to $F_{MG} = (GMa_0)^{1/2}/s$, and hence the orbital velocity, $V^2/s = F$, should no longer decrease with separation, but settle at a constant value, dependent only on the total mass of the system through $V = (GMa_0)^{1/4}$. That is, under modified gravity theories, binary stars with physical separations beyond around 7000 AU should exhibit “flat rotation curves” and a “Tully-Fisher relation”, as galactic systems in the same acceleration regime do.

In Hernandez et al. (2012a) we proposed that wide binary orbits may be used to test Newtonian gravity in the low acceleration regime. There we applied this test to the binaries of two very recent catalogues containing relative velocities and separations of wide binaries. The two catalogues are entirely independent in their approaches.

At the somewhat larger scales of globular clusters, with sizes of tens of parsecs and masses of order $10^5 M_\odot$, the central values of the stellar velocity dispersion, projected on the plane of the sky, for many Galactic globular clusters (GC) have been well known for decades, and are known to accurately correspond to the expectations of self-consistent dynamical models under Newtonian gravity, e.g. King models (e.g. Binney & Tremaine 1987, Harris 1996). Recently, a number of studies (e.g. Scarpa et al. 2007a, 2007b, 2010 & 2011 and Lane et al. 2009, 2010a, 2010b & 2011, henceforth the Scarpa et al. and Lane et al. groups respectively) have performed measurements of the projected velocity dispersion along the line of sight for stars in a number of Galactic GCs, but as a function of radius, and reaching in many cases out to radial distances larger than the half-light radii of the clusters by factors of a few.

The surprising result of the above studies has been that radially, although velocity dispersion profiles first drop along Newtonian expectations, after a certain radius, settle to a constant value, which varies from cluster to cluster. As already noted by Scarpa et al. (2011), it is suggestive of a modified gravity scenario that the point where the velocity dispersion profiles flatten, approximately corresponds to the point where average stellar accelerations drop below a_0 . Several recent studies have shown dynamical models for self-gravitating populations of stars under MOND or other modified gravity variants (e.g. Moffat & Toth 2008, Hagi et al. 2009, Sollima & Nipoti 2010, Hagi et al. 2011, Hernandez & Jiménez 2012) which accurately reproduce not only the observed velocity dispersion profiles, but also the observed surface brightness profiles.

From the point of view of assuming Newtonian gravity to be exactly valid at all low velocity regimes, it has also been shown that both velocity dispersion and surface brightness profiles for Galactic GCs can be self-consistently modelled. Under this hypothesis, it is dy-

namical heating due to the overall Milky Way potential that is responsible for the flattening of the velocity dispersion profiles e.g. Drukier et al. (2008), Küpper et al. (2010), Lane et al. (2010). The constant velocity dispersion observed at large radii merely shows the contribution of unbound stars in the process of evaporating into the Milky Way halo. In attempting to sort between these two contrasting scenarios, we took a fully empirical approach in Hernandez et al. (2012b). There, we critically examine the plausibility of both gravitational scenarios by looking through the data for other correlations which each suggest.

For the Newtonian case, we examine the best available inferences for the tidal radius of each cluster at closest galacto-centric passage, and compare it to the observed point where the velocity dispersion flattens. We found the former to generally exceed the latter by factors of 4 on average, making the Newtonian interpretation suspect. Also, we take all the clusters which the Lane et al. group have claimed show no indication of a modified gravity phenomenology, based on the fact that their velocity dispersion profiles can be modelled using Plummer profiles, and show that the fits with the generic asymptotically flat profiles we use are actually slightly better, in all cases.

We shall use the term MONDian to refer to any modified theory of gravity which reproduces the basic phenomenology of MOND in the low velocity limit for accelerations below a_0 , of flat equilibrium velocities and a Tully-Fisher relation, regardless of the details of the fundamental theory which might underlie this phenomenology.

Together with our previous results of Hernandez & Jiménez (2012) showing that the asymptotic values of the velocity dispersion profiles are consistent with scaling with the fourth root of the total masses, a Tully-Fisher relation for GCs, our results support the interpretation of the observed phenomenology as evidence for a change in regime for gravity on crossing the a_0 threshold.

A recent study reaching the same conclusions, but at a significantly distinct scale, can be found in, Lee & Komatsu (2010) show that the infall velocity of the two components of the Bullet cluster, as required to account for the hydrodynamical shock observed in the gas, is inconsistent with expectations of full cosmological simulations under standard Λ CDM assumptions. This has recently been confirmed at greater detail by Thompson & Nagamine (2012), and can in fact be seen as a failure not only of the Λ CDM model, but of standard gravity, as the required collisional velocity is actually larger than the escape velocity of the combined system. We note also the recent reviews by Kroupa et al. (2010), Famaey & McGaugh (2012) and Kroupa (2012) and references therein, detailing a number of observations in tension with standard Λ CDM assumptions.

II. DYNAMICS OF WIDE BINARIES

The Newtonian prediction for the relative velocities of the two components of binaries having circular orbits, when plotted against the binary physical separation, s , is for a scaling of $\Delta V \propto s^{-1/2}$, essentially following Kepler's third law, provided the range of masses involved were narrow. In a relative proper motion sample however, only two components of the relative velocity appear, as velocity along the line of sight to the binary leads to no proper motion. Thus, orbital projection plays a part, with systems having orbital planes along the line of sight sometimes appearing as having no relative proper motions. A further effect comes from any degree of orbital ellipticity present; it is hence clear that the trend for $\Delta V \propto s^{-1/2}$ described above, will only provide an upper limit to the distribution of projected ΔV vs. s expected in any real observed sample, even if only a narrow range of masses is included. One should expect a range of measured values of projected ΔV at a fixed observed projected s , all extending below the Newtonian limit, which for equal mass binaries in circular orbits gives $\Delta V_N = 2 \left(\frac{GM}{s}\right)^{1/2}$.

Further, over time, the orbital parameters of binaries will evolve due to the effects of Galactic tidal forces and dynamical encounters with other stars in the field, specially in the case of wide binaries. To first order, one would expect little evolution for binaries tighter than the tidal limit of 1.7pc, and the eventual dissolution of wider systems. A very detailed study of all these points has recently appeared, Jiang & Tremaine (2010). These authors numerically follow populations of 50,000 $1M_\odot$ binaries in the Galactic environment, accounting for the evolution of the orbital parameters of each due to the cumulative effects of the Galactic tidal field at the Solar radius. Also, the effects of close and long range encounters with other stars in the field are carefully included, to yield a present day distribution of separations and relative velocities for an extensive population of wide binaries, under Newtonian Gravity.

It is found that when many wide binaries cross their Jacobi radius, the two components remain fairly close by in both coordinate and velocity space. Thus, in any real wide binary search a number of wide pairs with separations larger than their Jacobi radii will appear. Finally, Jiang & Tremaine (2010) obtain the RMS one-dimensional relative velocity difference, ΔV_{1D} , projected along a line of sight, for the entire populations of binaries dynamically evolved over 10 Gyr to today, as plotted against the projected separation on the sky for each pair. The expected Keplerian fall of $\Delta V_{1D} \propto s^{-1/2}$ for separations below 1.7 pc is obtained, followed by a slight rise in ΔV_{1D} as wide systems cross the Jacobi radius threshold. ΔV_{1D} then settles at RMS values of $\approx 0.1km/s$. This represents the best currently available estimate of how relative velocities should scale with projected separations for binary stars (both bound and in the process of dissolving in the Galactic tides) under Newtonian gravity. We see that all we need is a large sample of relative proper

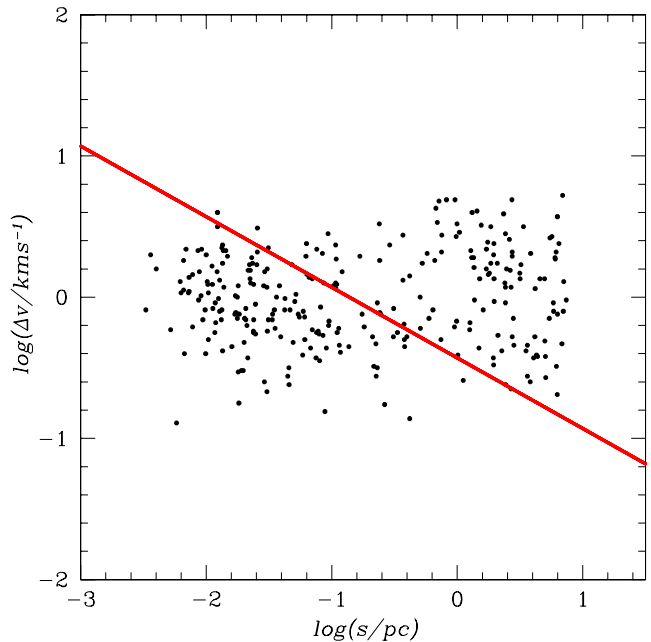


FIG. 1. The figure shows projected relative velocities and separations for each pair of wide binaries from the Shaya & Olling (2011) *Hipparcos* catalogue having a probability of being the result of chance alignment < 0.1 . The average value for the signal to noise ratio for the sample shown is 1.7. The upper limit shows the flat trend expected from modified gravity theories, at odds with Kepler's third law, shown by the $s^{-1/2}$ solid line.

motion and binary separation measurements to test the Newtonian prediction for the RMS values of the 1 dimensional relative velocities of Jiang & Tremaine (2010), and to contrast the $\Delta V_N \propto s^{-1/2}$ and the $\Delta V_{MG} = cte$. predictions for the upper envelope of the ΔV vs. s distributions.

In the Shaya & Olling (2011) catalogue wide binaries are identified by assigning a probability above chance alignment to the systems by carefully comparing to the underlying background (and its variations) in a 5 dimensional parameter space of proper motions and spatial positions. We keep only binaries with a probability of non-chance alignment greater than 0.9. The binary search criteria used by the authors requires that the proposed binary should have no near neighbours; the projected separation between the two components is thus always many times smaller than the typical interstellar separation. We use the reported distances to the primaries, where errors are smallest, to calculate projected ΔV and projected s from the measured $\Delta\mu$ and $\Delta\theta$ values reported. Although the use of *Hipparcos* measurements guarantees the best available quality in the data, we have also removed all binaries for which the final signal to noise ratio in the relative velocities was lower than 0.3.

We are left with a sample of 280 binaries, having distances to the Sun within $6 < d < 100$ in pc. The data

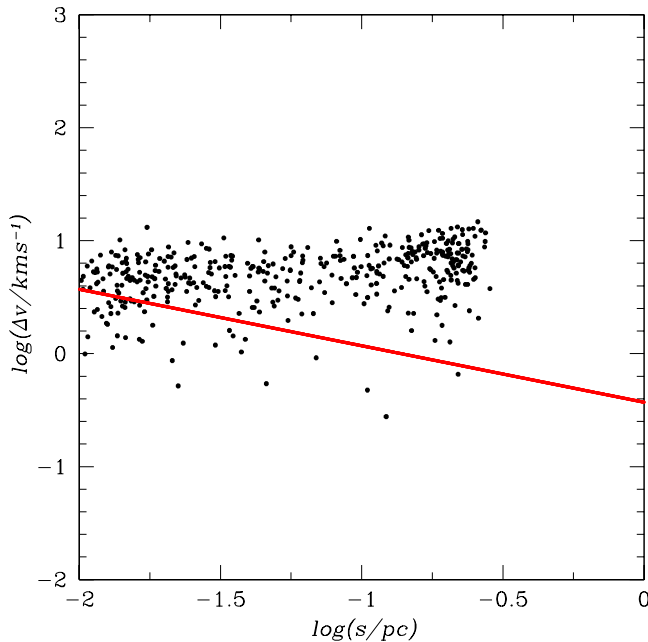


FIG. 2. The figure shows projected relative velocities and separations for each pair of wide binaries from the Dhital et al. (2010) SDSS catalogue within the distance range ($225 < d/pc < 338$). The average value for the signal to noise ratio for the sample shown is 0.5. The upper limit shows the flat trend expected from modified gravity theories, at odds with Kepler’s third law, shown by the $s^{-1/2}$ solid line.

show a perfectly flat upper envelope in a ΔV vs. projected s , Hernandez & Jiménez (2012). The average signal to noise ratio for the data is 1.7, with an average error on ΔV of 0.83 km/s , which considering a 2σ factor from the top of the distribution to the real underlying upper limit for the sample, results in 3 km/s as our estimate of the actual physical upper limit in ΔV .

The Sloan low mass wide pairs catalogue (SLoW-PoKES) of Dhital et al. (2010) contains a little over 1,200 wide binaries with relative proper motions for each pair, distances and angular separations. Also, extreme care was taken to include only physical binaries, with a full galactic population model used to exclude chance alignment stars using galactic coordinates and galactic velocities, resulting in an estimate of fewer than 2% of false positives. This yields only isolated binaries with no neighbours within many times the internal binary separation. Again, we use the reported distances to the primaries to calculate projected ΔV and projected s from the measured $\Delta\mu$, $\Delta\theta$ and d values reported by Dhital et al. (2010), to obtain a sample of 417 binaries.

The upper envelope of the distribution of ΔV from this catalogue does not comply with Kepler’s third law. As was the case with the *Hipparcos* sample, the upper envelope describes a flat line, as expected under modified gravity schemes. The average signal to noise in ΔV for the Dhital et al. (2010) catalogue is 0.48, with an average

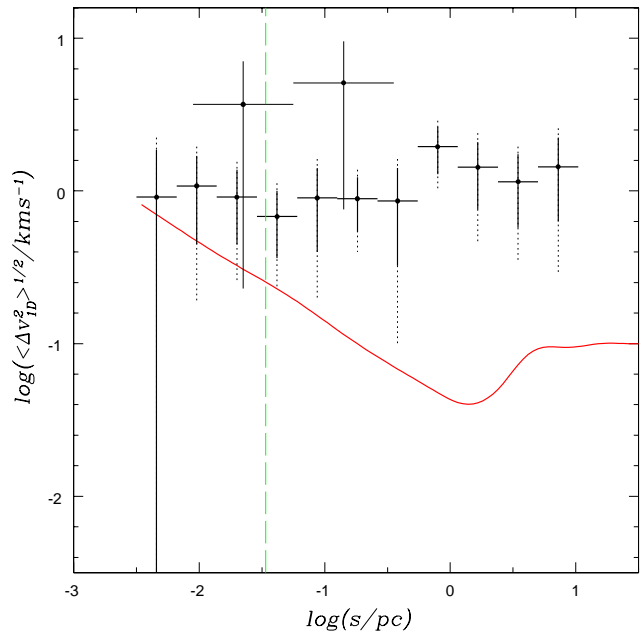


FIG. 3. The solid curve gives the RMS values for one dimensional projected relative velocities as a function of projected separations, for the detailed dynamical modelling of large populations of wide binaries evolving in the Galactic environment, taken from Jiang & Tremaine (2010). The same quantity for the data from the catalogues analysed is given by the points with error bars; those with narrow $\log(s)$ intervals being from the *Hipparcos* sample of Shaya & Olling (2011), and those two with wide $\log(s)$ intervals coming from the SDSS sample of Dhital et al. (2010).

error on ΔV of 12 km/s , which considering a 2σ factor from the top of the complete distribution to the real underlying upper limit gives the same 3 km/s as obtained for the Shaya & Olling (2011) *Hipparcos* catalogue.

Figure (3) shows the RMS value of the one-dimensional relative velocity difference for both of the samples discussed. The error bars give the error propagation on $\Delta\mu$ and d . We construct ΔV_{1D} by considering only one coordinate of the two available from the relative motion on the plane of the sky. Thus, each binary can furnish two ΔV_{1D} measurements, which statistically should not introduce any bias. Indeed, using only $\Delta\mu_l$ or only $\Delta\mu_b$ or both for each binary, yields the same mean values for the points shown. The small solid error bars result from considering an enlarged sample where each binary contributes two ΔV_{1D} measurements, while the larger dotted ones come from considering each binary only once, and do not change if we consider only $\Delta\mu_l$ or only $\Delta\mu_b$. The series of small $\log(s)$ interval data are for the *Hipparcos* catalogue of Shaya & Olling (2011), while the two broader crosses show results for the Dhital et al. (2010) SDSS sample.

The solid curve is the Newtonian prediction of the full Galactic evolutionary model of Jiang & Tremaine (2010)

for binaries, both bound and in the process of dissolving. Note that the results of this simulation deviate from Kepler’s law for s larger than the Newtonian Jacobi radius of $1.7pc$, whereas the discrepancy with the observed samples also occurs at much smaller separations. Even considering the large error bars, where each binary contributes only one ΔV_{1D} value, we see eight points lying beyond 1σ , making the probability of consistency between this prediction and the observations of less than $(0.272)^8 = 3 \times 10^{-5}$.

We obtain a constant RMS value for ΔV_{1D} of 1 km/s , in qualitative agreement with expectations from modified gravity schemes. The vertical line marks $a = a_0$; we see the data departing from the Newtonian prediction outwards of this line, and not before. The two independent catalogues, each using different sets of selection criteria, each perhaps subject to its own independent systematics, are consistent with the same result, a constant horizontal upper envelope for the distribution of relative velocities on the plane of the sky at an intrinsic value of $3 \text{ km/s} \pm 1 \text{ km/s}$, extending over 3 orders of magnitude in s , with a constant RMS ΔV_{1D} value consistent with $1 \text{ km/s} \pm 0.5 \text{ km/s}$. This supports the interpretation of the effect detected as the generic prediction of modified gravity theories.

III. OUTER DYNAMICS OF GLOBULAR CLUSTERS

We begin by modelling the observed projected radial velocity dispersion profiles, $\sigma_{obs}(R)$, for the globular clusters in our sample, Hernandez et al. (2012b). As seen from the Scarpa et al. and Lane et al. data, the observed velocity dispersion profiles show a central core region where the velocity dispersion drops only slightly, followed by a “Keplerian” zone where the drop is more pronounced. These first two regions are in accordance with standard Newtonian King profiles, but they are then followed by a third outermost region where the velocity dispersion profiles cease to fall along Keplerian expectations, and settle to fixed values out to the last measured point. As some of us showed in Hernandez & Jiménez (2012), an accurate empirical modelling for these velocity dispersion profiles can be achieved through the function:

$$\sigma(R) = \sigma_1 e^{-(R/R_\sigma)^2} + \sigma_\infty \quad (1)$$

In the above equation σ_∞ is the asymptotic value of $\sigma(R)$ at large radii, R_σ a scale radius fixing how fast the asymptotic value is approached, and σ_1 a normalisation constant giving $\sigma(R=0) = \sigma_1 + \sigma_\infty$.

We now take the observed data points $\sigma_{obs}(R_i)$ along with the errors associated to each data point, to determine objectively through a maximum likelihood method the best fit values for each of the three parameters in equation (1), for each of the 16 observed globular clusters. The confidence intervals for each of the three parameters

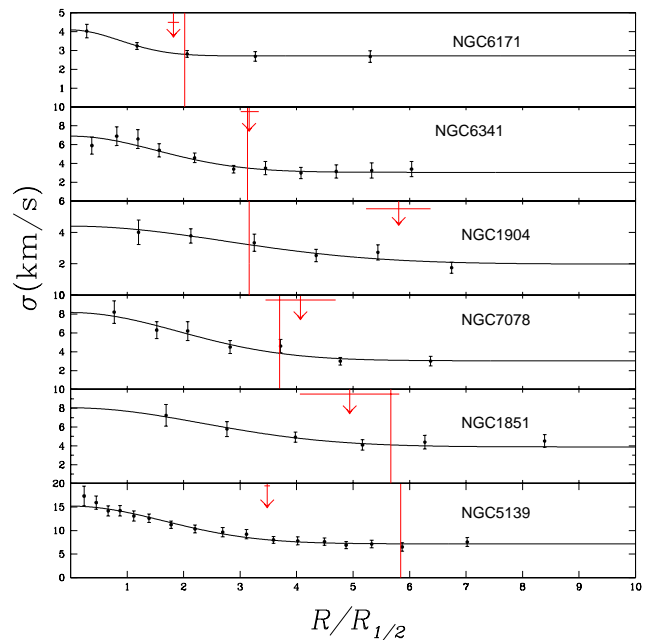


FIG. 4. The figure shows the observed projected velocity dispersion profiles for six representative GCs in our sample, points with error bars, as a function of the radial coordinate, normalised to the half-light radius of each. The solid curves give the maximum likelihood fits to the asymptotically flat $\sigma(R)$ model of eq.(1), seen to be accurate descriptions of the data. The vertical lines indicate the $a = a_0$ threshold, and the arrows the point where the profiles flatten, *a priori* independent features, in most cases seen to occur at approximately the same place.

are then obtained without imposing any marginalisation. This last point allows to properly account for any correlations between the three fitted parameters when calculating any quantity derived from combinations of them, as will be constructed in what follows.

Taking $\sigma_{obs}(R_i)$ data from Drukier et al. (1998), Scarpa et al. (2004), (2007a), (2007b), (2010) and (2011), Lane et al. (2009), (2010a), (2010b) and (2011) and half-light radii, $R_{1/2}$, from integrating the surface density brightness profiles of Trager et al. (1995), we perform a maximum likelihood fit for all the sixteen globular clusters studied.

Figure (4) shows the observed projected velocity dispersion profiles for 6 representative globular clusters from our sample, points with error bars. The radial coordinate has been normalised to the $R_{1/2}$ radius of each of the clusters. The continuous curves show the maximum likelihood fits for each cluster, which are clearly good representations of the data. We can now give $R_f = 1.5R_\sigma$ as an adequate empirical estimate of the radius beyond which the dispersion velocity profile becomes essentially flat. In terms of equation (1), which can be seen to be highly consistent with the observed velocity dispersion profiles, R_f is the radius such that $\sigma(R_f) = 0.1\sigma_1 + \sigma_\infty$,

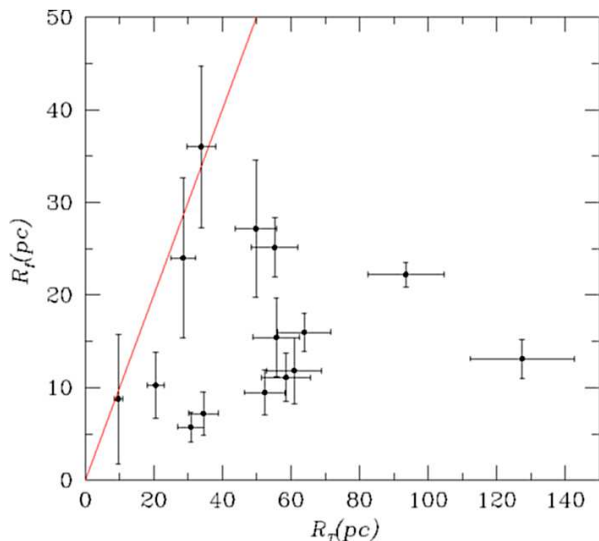


FIG. 5. The figure shows the relation between the point where the velocity dispersion flattens, R_f , and the Newtonian tidal radius, R_T , for each cluster. Even considering the large errors involved on both quantities, most points fall far to the right of the identity line shown, making the Newtonian explanation for the flattened velocity dispersion profiles, rather suspect.

a good representation of the transition to the flat behaviour, as can be checked from figure (4), where the arrows give R_f , with the horizontal lines on the arrows showing the 1σ confidence intervals on these fitted parameters. An empirical definition of the radius where the typical acceleration felt by stars drops below a_0 can now be given as R_a , where:

$$\frac{3\sigma(R_a)^2}{R_a} = a_0. \quad (2)$$

Using the above definition, we can now identify R_a for each of the globular clusters studied. The vertical lines in Figure(5) show R_a for each cluster, also normalised to the half-light radius of each. In the figure, clusters have been ordered by their $R_a/R_{1/2}$ values, with the smallest appearing at the top, and $R_a/R_{1/2}$ growing towards the bottom of the figure.

The good fits shown in the studies of the Lane et al. group to the observed velocity dispersion profiles using Plummer models are clearly not sufficient to dismiss a modified gravity interpretation, as the asymptotically flat projected dispersion velocity fits of the type used for full dynamical modelling under modified gravity (Hernandez & Jimenez 2012) actually provide even slightly better fits to the data, Hernandez et al. (2012b).

It is interesting at this point to notice a first correlation, the smaller the value of $R_a/R_{1/2}$, the larger the fraction of the cluster which lies in the $a < a_0$ regime, and interestingly, the flatter the velocity dispersion profile appears. At the top of the figure we see clusters where stars

experience accelerations below a_0 almost at all radii, and it so happens, that it is only in these systems that the velocity dispersion profile appears almost flat throughout. Towards the bottom, we see systems where only at the outskirts accelerations fall under a_0 . Over most of their extents, these clusters lie in the Newtonian $a > a_0$ regime, and indeed, it is exclusively these, that show a clear Keplerian decline in the projected velocity dispersion profiles over most of their extents. Also, notice that R_f and R_a approximately coincide, as already previously noticed by Scarpa et al. (2007a), the flattening in the velocity dispersion profiles seems to appear on crossing the a_0 threshold.

In order to test the validity of the explanation for the outer flattening of the observed velocity dispersion profiles under Newtonian gravity, that these indicate dynamical heating due to the tides of the Milky Way system (bulge plus disk plus dark halo), we need accurate estimates of the Newtonian tidal radii for the clusters studied. One of us in Allen et al. (2006) and Allen et al. (2008) performed detailed orbital studies for 54 globular clusters for which absolute proper motions and line of sight velocities exist. In that study, both a full 3D axisymmetric Newtonian mass model for the Milky Way and a model incorporating a galactic bar were used to compute precise orbits for a large sample of globular clusters, which fortunately includes the 16 of our current study. The Galactic mass models used in those papers are fully consistent with all kinematic and structural restrictions available. Having a full mass model, together with orbits for each globular cluster, allows the calculation of the Newtonian tidal radius, not under any “effective mass” approximation, but directly through the calculation of the derivative of the total Galactic gravitational force, including also the evaluation of gradients in the acceleration across the extent of the clusters, at each point along the orbit of each studied cluster.

The Newtonian tidal radii we take for our clusters, R_T , are actually the values which results in the largest dynamical heating effect upon the clusters studied, those at perigalacticon. As the distance of closest approach to the centre of the Galaxy might vary from passage to passage, as indeed it often does, detailed orbital integration is used to take R_T as an average for perigalactic passages over the last 1 Gyr.

We update the tidal radii published in Allen et al. (2006) and Allen et al. (2008), by considering revised total masses from the integration of the observed V band surface brightness profiles for our clusters (Trager et al. 1995), and using the V band stellar M/L values given in McLaughlin & van der Marel (2005) and accompanying electronic tables. For each individual GC, detailed single stellar population models tuned to the inferred ages and metallicities of each of the clusters we model were constructed in that study, using various standard population synthesis codes, and for a variety of assumed IMFs. In this way present stellar M/L values in the V band were derived, which we used. As we did not in any way use

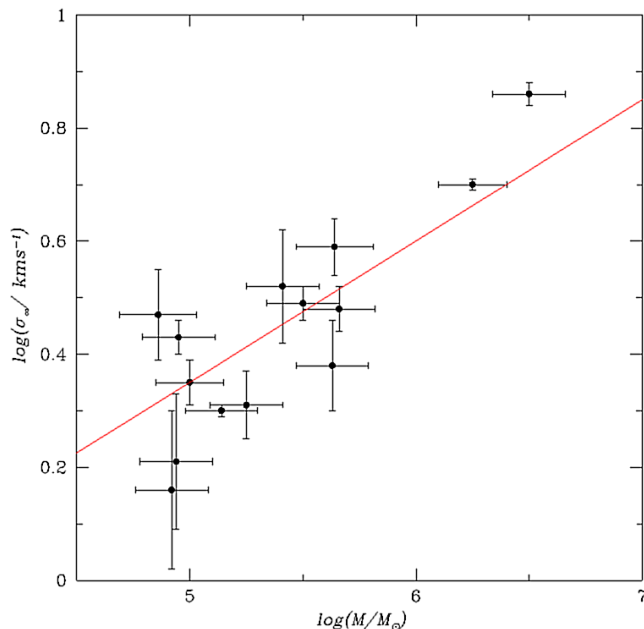


FIG. 6. Here we give the relation between the observed asymptotic dispersion velocity measurements, and the total mass of each cluster. The line gives the best fit $\sigma \propto M^{1/4}$ scaling for the data.

the dynamical mass estimates of McLaughlin & van der Marel (2005), the total masses we used are independent of any dynamical modelling or assumption regarding the law of gravity, as they are derived through completely independent surface brightness profile measurements and stellar population modelling. The confidence intervals in our tidal radii include the full range of stellar M/L values given by McLaughlin & van der Marel (2005), through considering a range of ages, metallicities and initial mass functions consistent with the observed HR diagrams for each cluster.

In Figure (5) we show values of R_f for our clusters, plotted against their corresponding R_T values, both in units of pc. The error bars in R_f come from full likelihood analysis in the fitting process of equation (1) to $\sigma_{obs}(R)$, which guarantees that confidence intervals in both of the quantities plotted are robust 1σ ranges. The solid line shows a $R_f = R_T$ relation. It is obvious from the figure that the onset of the flat velocity dispersion regime occurs at radii substantially smaller than the tidal radii, for all of the globular clusters in our sample. Even under the most extreme accounting of the resulting errors, only three of the clusters studied are consistent with $R_T \approx R_f$ at 1σ . Actually, the average values are closer to $R_T = 4R_f$, with values higher than 8 appearing. One of the clusters, NGC 5024 does not appear, as it has values of $R_T = 184.12$, $R_f = 36$, which put it out of the plotted range, but consistent with the description given above. Given the R^3 scaling of Newtonian tidal phenomena, even a small factor of less than 2 inwards of the tidal radii, tides can be safely ignored, e.g. in Roche lobe over-

flow dynamics, the stellar interior is largely unaffected by the tidal fields, until almost reaching the tidal radius. It therefore appears highly unlikely under a Newtonian scheme, that Galactic tides could be responsible for any appreciable dynamical heating of the velocity dispersion of the studied clusters.

We note that Lane et al. (2010) and Lane et al. (2012) find that Newtonian tidal heating can explain the observed velocity dispersion profile of their GC sample. However, it is important to note that in Lane et al. (2010) and Lane et al. (2012), total masses were calculated directly from the observed velocity dispersion observations, under the assumption that Newtonian dynamics hold. If that assumption is to be tested, the importance of deriving total masses through an independent method, not based on stellar dynamics, is evident.

Notice also, that most of the clusters in our sample are problematic for a Newtonian gravity scheme, even without the recent observations of an outer flat velocity dispersion profile. As remarked already in Allen et al. (2006), the clusters in our sample have Newtonian tidal radii larger than the observed truncation radii of their light distribution, the sole exceptions being Omega Cen (NGC 5139) and M92 (NGC 6341), two rather anomalous clusters. Whereas a full dynamical modelling under an extended gravity force law of these clusters, Hernandez & Jiménez (2012), naturally yielded an outer truncation for the light profile, under a Newtonian hypothesis, the observed truncation in the light profile of the clusters in our sample cannot be explained as arising from interaction with the tidal field of the Milky Way.

Furthermore, notice that we have taken R_T at perigalacticon, where tides are at their most severe over the clusters orbit, any other orbital occupation averaging would result in substantially larger R_T values. Notice also that as shown by Allen et al. (2006) and Allen et al. (2008), the inclusion of a realistic massive Galactic bar potential, in the case of the clusters in our sample, results generally in negligible changes in the resulting R_T values, or in some cases, a slight increase in these values. Hence, even taking the fullest non-axisymmetric Galactic mass model under Newtonian gravity, with precise orbits derived from 3D velocity measurements for the clusters studied, together with total mass determinations tuned to the individual stellar populations of them, yields tidal radii as shown in figure (5).

As already noticed by Scarpa et al. (2011), the flattening in the observed velocity dispersion profiles seems to appear at the point where the a_0 threshold is crossed. Here we use the much more careful and objective modeling of the observed velocity dispersion curves of the previous section to test this point.

We see that most GCs in the sample fall within 1σ of the identity, Hernandez et al. (2012b), with about a third falling further away. A quantitative test of the correlation being explored is possible, since the careful modelling of the velocity dispersion profiles we performed naturally yields objective confidence intervals for the parameters

of the fit.

We end this section with Figure (6), which shows the relation between the measured asymptotic velocity dispersion, σ_∞ , and the total mass of the clusters in question. These masses represent the best current estimates of the stellar mass for each of the clusters in the sample, including corresponding confidence intervals. As with all the other correlations and data presented, there is no dynamical modelling or modified gravity assumptions going into Figure (6), merely observable quantities. We see, as already pointed out in Hernandez & Jiménez (2012), the GCs observed nicely comply with a scaling of $\sigma \propto M^{1/4}$, the Tully-Fisher law of galactic systems “embedded within massive dark haloes”.

The straight line shows the best fit $\sigma \propto M^{1/4}$ scaling, and actually falls only a factor of 1.3 below the modified gravity prediction for systems lying fully within the low acceleration regime (e.g. Hernandez & Jiménez 2012), for the same value of $a_0 = 1.2 \times 10^{-10} m/s$ used here, as calibrated through the rotation curves of galactic systems. This small offset is not surprising, since the GCs treated here are not fully within the $a < a_0$ condition, most have an inner Newtonian region encompassing a substantial fraction of their masses. A preliminary version of this last figure appeared already in Hernandez & Jiménez (2012); we reproduce here an updated version using now the extended sample of clusters treated, and σ_∞ values and their confidence intervals as derived through the careful velocity dispersion fitting procedure introduced.

To summarise, we have tested the Newtonian explanation of Galactic tides as responsible for the observed $\sigma(R)$ phenomenology, and found it to be in tension with the observations, given the tidal radii (at perigalacticon) which the GCs in our sample present, are generally larger than the points where $\sigma(R)$ flattens, on average, by factors of 4, with values higher than 8 also appearing. An explanation under a MONDian gravity scheme appears likely, given the clear correlations we found for the clusters in our sample, all in the expected sense.

IV. THE BULLET CLUSTER AND OTHER INCONCISTENCIES OF GR AT GALACTIC SCALES

In going to galactic scales, the local dwarf spheroidal satellites (dSph) of the Milky Way offer an interesting test bed for modified theories of gravity, being characterised by the highest dark matter fractions, when modelled under standard gravity. In Hernandez et al. (2010) we showed that fully self consistent dynamical models can be constructed for these objects under a modified Newtonian force law, and found an interesting correlation. Assuming standard gravity, dSphs with the oldest stellar populations show the highest dark matter fractions, something which has to be regarded as a curious coincidence. However, under the assumption that the stars

alone determine the gravitational potential of modified gravity schemes, it is natural to expect, indeed it is predicted, that the gravitational forces will be strongest, and deviate further from the Newtonian predictions, for the oldest stellar populations, having higher intrinsic mass to light ratios.

More recently, Kroupa (2012) has pointed out a serious inconsistency in the standard gravity interpretation of tidal dwarf galaxies. These small systems are formed during the interaction and merger processes of large galaxies. Within standard gravity, they are seen as transient stellar structures displaying out of equilibrium dynamics and containing no dark matter. This last condition follows from the large velocity dispersion values of the dark matter in the haloes of the large colliding galaxies, more than an order of magnitude larger than what would be required to form a stable halo around the forming small tidal dwarf galaxies. However, recent observations have confirmed that these tidal dwarf galaxies have the same dynamics as normal, stable dwarf galaxies showing relaxed, equilibrium dynamics “dominated by dark matter halos”. Basically, tidal dwarf galaxies lie along the same Tully-Fisher relation as defined by normal galaxies, including more standard dwarfs. Thus, under a standard gravity plus dark matter interpretation, we must accept as a curious coincidence that tidal dwarf galaxies, transient swirls of tidally drawn material in interacting galaxies, have the same internal velocities as normal dwarf galaxies, equilibrium systems dominated by dark matter haloes. Under a MONDian modified view however, the observation above is a prediction; once tides form low density ensembles of stars, these will behave just like any other such set of stars, a standard dwarf galaxy dominated by the modified gravity regime, as internal accelerations are below a_0 .

At the even largest Mpc scales of the bullet cluster, a serious inconsistency in the standard gravity interpretation has been pointed out by Lee & Komatsu (2010). These authors show that the encounter velocities for the two components of the bullet cluster, as determined by the careful hydrodynamical modelling of Mastropietro & Burkert (2008) constrained to yield the observed bow shock in the glowing x-ray gas, are so high, that they are totally incompatible with the current standard cosmological scenario. This conclusion has recently been confirmed in much more detail by Thompson & Nagamine (2012), who show clearly through full standard cosmological simulations, that the probability of finding such a system as the observed bullet cluster, at the observed redshift, is lower than 5×10^{-8} , essentially a statement of the impossibility of producing such a system under the standard cosmological scenario. The origin of these inconsistency is clear, and stems from the relation between the sound speed for the gas inside a virialized halo, and the escape velocity of these same halo. This last velocity is the highest at which an object falling into the central more massive cluster can be expected to appear, and it is only a factor of 2 higher than the isothermal

sound speed in the gas. Thus, encounters with Mach numbers higher than two are inconsistent with standard gravity. Within an expanding cosmological scenario, one must first overcome the expansion, making the highest Mach numbers possible, somewhat lower than two. The strong bow shock seen in the x-ray gas of the bullet cluster however, testifies to an encounter with a Mach number higher than 2, and hence inconsistent with standard GR and Newtonian gravity. Clearly, no amount of dark matter can alleviate the problem, as adding dark matter will increase the impact velocity, but increase also, in the same proportion, the sound speed in the gas before the collision, and hence leave the Mach number of the shock unchanged. One can not simply say that both original clusters were orbiting within the higher gravitational potential of a much larger structure, as at that redshift of 0.5, in general, no larger structures excised, indeed, none is seen in the vicinity of the cluster in question.

V. CONCLUSIONS

We have reviewed recent dynamical observations for wide binaries in the solar neighbourhood which show clear departures from the Newtonian predictions on crossing the a_0 threshold, with equilibrium velocities becoming constant, as expected under MONDian modified gravity schemes calibrated to explain rotation curves of large galaxies without the need for any dark matter. Under a standard gravity interpretation, adding dark matter is not an option, as the scales involved are smaller than any where dark matter is expected, and any such addition would have to be extremely fine tuned; no dark matter for binaries having accelerations higher than a_0 ,

and an increasing mini halo necessary as the semi-major axis grows beyond 7000 AU.

We have shown that the velocity dispersion profiles of globular clusters in the Milky Way tend to constant velocity values at the outskirts, at values which happen to scale precisely along the same $M^{1/4}$ relation as the galactic Tully-Fisher relation. This is natural under any MONDian gravity scheme, but is inconsistent with standard gravity, where tidal velocity disruptions show an inverse scaling with mass, and clear scalings with orbital parameters and internal concentrations, none of which appear in the globular clusters studied.

At the largest scales of the colliding galaxy clusters in the bullet cluster system, it has been shown that the standard cosmological scenario is incapable of producing the strong bow shock seen in the glowing x-ray gas. Adding any choice amount of dark matter will not solve the problem, as the increase in the infall velocity will be accompanied by an increase in the pre-collision sound speed of the gas, cancelling any potential increase in the Mach number of the collision, necessary to explain the observed shock.

The recent body of observational evidence reviewed here forces a change from considering GR plus dark matter, or modified gravity, as equivalently plausible options; in the low velocity, $a < a_0$ regime, gravity does not follow the standard descriptions of Einstein and Newton.

VI. ACKNOWLEDGEMENTS

Xavier Hernandez acknowledges financial assistance from UNAM DGAPA grant IN103011. Alejandra Jiménez acknowledges financial support from a CONACYT scholarship.

-
- [1] Angus, G.W., 2008, MNRAS, 387, 1481
 - [2] Allen C., Moreno E., Pichardo P., 2006, ApJ, 652, 1150
 - [3] Allen C., Moreno E., Pichardo P., 2008, ApJ, 674, 237
 - [4] Bernal T., Capozziello S., Hidalgo J. C., Mendoza S., 2011, Eur. Phys. J. C, 71, 1794
 - [5] Bekenstein J. D., 2004, Phys. Rev. D, 70, 083509
 - [6] Binney, J., Tremaine, S., 1987, Galactic Dynamics (Princeton University Press, Princeton, NJ)
 - [7] Bruneton, J. P., Esposito-Farese, G., 2007, Phys. Rev. D., 76, 124012
 - [8] Capozziello, S., Cardone, V. F., Troisi, A., 2007, MNRAS, 375, 1423
 - [9] Capozziello S., De Laurentis M., 2011, Phys. Rep. 509, 167
 - [10] Chiu, M. C., Ko, C. M., Tian, Y., Zhao, H. S., 2011, Phys. Rev. D., 83, 06352
 - [11] Dhital, S., West, A. A., Stassun, K. G., Bochanski, J. J., 2010, AJ, 139, 2566
 - [12] Drukier et al., 1998, AJ, 115, 708
 - [13] Duc, P.A., et al., 2011, MNRAS, 417, 863
 - [14] Haghi H., Baumgardt H., Kroupa P., Grebel E. K., Hilker M., Jordi K., 2009, MNRAS, 395, 1549
 - [15] Haghi H., Baumgardt H., Kroupa P., 2011, A&A, 527, A33
 - [16] Halle, A., Zhao, H. S., Li B., 2008, ApJS, 177, 1
 - [17] Hernandez X., Mendoza S., Suarez T., Bernal T., 2010, A&A, 514, A101
 - [18] Hernandez X., Jiménez M. A., Allen C., 2012a, EPJC, 72, 1884
 - [19] Hernandez X., Jiménez M. A., Allen C., 2012b, arXiv 1206.5024
 - [20] Hernandez X., Jiménez M. A., 2012, ApJ, 750, 9
 - [21] Jiang, Y. F., & Tremaine, S., 2010, MNRAS, 401, 977
 - [22] Kroupa, P., 2012, arXiv 1204.2546
 - [23] Lane R. R., Kiss L. L., Lewis G. F., Ibata R. A., Siebert A., Bedding T. R., Székely P., 2009, MNRAS, 400, 917
 - [24] Lane R. R. et al., 2010a, MNRAS, 406, 2732
 - [25] Lane R. R., Kiss L. L., Lewis G. F., Ibata R. A., Siebert A., Bedding T. R., Székely P., 2010b, MNRAS, 401, 2521
 - [26] Lane R. R. et al., 2011, A&A, 530, A31

- [27] Lane R. R., Küpper A. H. W., Heggie D. C., 2012, MNRAS, 423, 2845
- [28] Lee J., Komatsu E., 2010, ApJ, 718, 60
- [29] Mannheim, P. D., Kazanas, D., 1989, ApJ, 342, 635
- [30] Mastrogiuseppe, C., Burkert, A., 2008, MNRAS, 389, 967
- [31] McGaugh, S. S., 2011, Phys. Rev. Lett., 106, 121303
- [32] McLaughlin D. E., van der Marel, R. P., 2005, ApJS, 161, 304
- [33] Mendoza, S., Hernandez, X., Hidalgo, J. C., Bernal, T., 2011, MNRAS, 411, 226
- [34] Mendoza, S., Bernal, T., Hernandez, X., Hidalgo, J. C., Torres, L. A., 2012, arXiv 1208.6241
- [35] Moffat J. W., Toth V. T., 2008, ApJ, 680, 1158
- [36] Milgrom M., 1983, ApJ, 270, 365
- [37] Milgrom M., 1994, ApJ, 429, 540
- [38] Milgrom, M., Sanders, R. H., 2008, ApJ, 678, 131
- [39] Milgrom, M., 2010, Phys. Rev. D., 82, 043523
- [40] Napolitano, N. R., Capozziello, S., Romanowsky, A. J., Capaccioli, M., Tortora, C., 2012, ApJ, 748, 87
- [41] Sanders, R. H., McGaugh, S. S., 2002, ARA&A, 40, 263
- [42] Scarpa R., Marconi G., Gilmozzi R., 2004, Proceedings of "Baryons in Dark Matter Halos". Novigrad, Croatia, 5-9 Oct 2004. Editors: R. Dettmar, U. Klein, P. Salucci. Published by SISSA, Proceedings of Science, <http://pos.sissa.it>, p.55.1
- [43] Scarpa R., Marconi G., Gimuzzi R., Carraro G., 2007a, A&A, 462, L9
- [44] Scarpa R., Marconi G., Gimuzzi R., Carraro G., 2007b, The Messenger, 128, 41
- [45] Scarpa R., & Falomo R., 2010, A&A, 523, 43
- [46] Scarpa R., Marconi G., Carraro G., Falomo R., Villanova S., 2011, A&A, 525, A148
- [47] Shaya, E. J., Olling, R. P., 2011, ApJS, 192, 2
- [48] Skordis, C., Mota, D. F., Ferreira, P. G., Boehm, C., 2006, Phys. Rev. Lett. 96, 011301
- [49] Sobouti, Y., 2007, A&A, 464, 921
- [50] Sollima A., Nipoti C., 2010, MNRAS, 401, 131
- [51] Thompson R., Nagamine K., 2012, MNRAS, 419, 3560
- [52] Trager, S.C., King, I.R., Djorgovski, S., 1995, AJ, 109, 218
- [53] Zhao H. S., Famaey B., 2010, Phys. Rev. D, 81, 087304