

Charmonium, D_s and D_s^* from overlap fermion on domain wall fermion configurations *

Y.B. Yang^{†,1,2} Y. Chen,¹ A. Alexandru,³ S.J. Dong,² T. Draper,² M. Gong,^{1,2} F.X. Lee,³
A. Li,⁴ K.F. Liu,² Z. Liu,¹ M. Lujan,³ and N. Mathur⁵

(χ QCD Collaboration)

¹ *Institute of High Energy Physics and Theoretical Physics Center for Science Facilities,
Chinese Academy of Sciences, Beijing 100049, China*

E-mail: ybyang@ihep.ac.cn, chen@ihep.ac.cn, liuzf@ihep.ac.cn,

² *Department of Physics and Astronomy, University of Kentucky, Lexington, KY 40506, USA*

E-mail: liu@pa.uky.edu

³ *Department of Physics, George Washington University, Washington, DC 20052, USA*

⁴ *Institute for Nuclear Theory, University of Washington, Seattle, WA 98195, USA*

⁵ *Department of Theoretical Physics, Tata Institute of Fundamental Research, Mumbai 40005,
India*

We take a new approach to determine the scale parameter r_0 , the physical masses of strange and charm quarks through a global fit which incorporates continuum extrapolation, chiral extrapolation and quark mass interpolation to the lattice data. The charmonium and charm-strange meson spectrum are calculated with overlap valence quarks on 2 + 1-flavor domain-wall fermion gauge configurations generated by the RBC and UKQCD Collaboration. We use the masses of D_s , D_s^* and J/ψ as inputs and obtain $m_c^{\overline{\text{MS}}}(2\text{ GeV}) = 1.110(24)\text{ GeV}$, $m_s^{\overline{\text{MS}}}(2\text{ GeV}) = 0.104(9)\text{ GeV}$ and $r_0 = 0.458(11)\text{ fm}$. Subsequently, the hyperfine-splitting of charmonium and f_{D_s} are predicted to be 112(5) MeV and 254(5) MeV, respectively.

31st International Symposium on Lattice Field Theory - LATTICE 2013

July 29 - August 3, 2013

Mainz, Germany

*This work is supported in part by the National Science Foundation of China (NSFC) under Grants No.10835002, No.11075167, No.11105153 and also by the U.S. DOE Grants No. DE-FG05-84ER40154. Y. C. and Z. L. also acknowledge the support of NSFC and DFG (CRC110).

[†]Speaker.

1. Introduction

In lattice QCD simulations, quark masses and the strong coupling constant are bare parameters in the QCD action. The coupling constant is related closely to the dimensional quantity on the lattice, the lattice spacing a , which should be determined first through a proper scheme to set the scale. After that, the physical point is approached through extrapolation or interpolation of the bare quark masses by requiring that the physical values of hadron masses and other physical quantities are reproduced. In this proceeding, we implement a global fit scheme combining the continuum limit extrapolation, the chiral extrapolation and the quark mass interpolation to set the scale parameter r_0 and determine quark masses (at a specific energy scale μ) simultaneously. We adopt the overlap fermion action for valence quarks and carry out the practical calculation on the $2+1$ -flavor domain wall fermion gauge configurations generated by the RBC/UKQCD Collaboration [1, 2]. It has been verified that the charm quark region can be reached by the overlap fermions on the six ensembles of the RBC/UKQCD configurations at two lattice spacings $a \sim 1.7$ GeV and $a \sim 2.3$ GeV [3], such that by applying the multi-mass algorithm in the calculation of overlap fermion propagators, we can calculate the hadron spectrum and other physical quantities at quite a lot of quark masses ranging from the chiral region (u, d quark mass region) to the charm quark region. This permits us to perform a very precise interpolation to the physical strange and charm quark masses. In order to compare with experimental values, the lattice values of dimensionful physical quantities should be converted to the values in physical units through a scale parameter, for which we choose the Sommer's parameter r_0 [4] and express it in the units of lattice spacing at each ensemble through the calculation of static potential. As such, all the dimensionful quantities calculated on the lattice (and their experimental values) can be expressed in unit of r_0 . In order for the physical quantities calculated at different bare quark masses and different lattice spacings to be fitted together, we calculate the quark mass renormalization constant to convert the bare quark masses to the renormalized quark masses at a fixed energy scale in the $\overline{\text{MS}}$ scheme. With these prescriptions, the physical quark masses and the r_0 can be determined by some physical inputs, through which we can predict other quantities at the physical point in the continuum limit.

2. Quark mass renormalization and the scale setting

Our calculation are carried out on the $2+1$ flavor domain wall fermion configurations generated by the RBC/UKQCD collaboration with the parameters listed in Tab. 1. For valence quarks

β	$L^3 \times T$	$m_s^s a$	$m_l^s a$	$m_{\text{res}} a$
2.13	$24^3 \times 64$	0.04	0.005	0.01
2.25	$32^3 \times 64$	0.03	0.004	0.006

Table 1: The parameters for the RBC/UKQCD configurations [2]. $m_s^s a$ and $m_l^s a$ are the mass parameters of the strange sea quark and the light sea quark, respectively. $m_{\text{res}} a$ is the residual mass of the domain wall sea quarks.

we use the overlap fermion operator $D_{\text{ov}} = 1 + \gamma_5 \varepsilon(H_W(\rho))$ to define the effective massive fermion

operator

$$D_c(ma) \equiv \frac{\rho D_{\text{ov}}}{1 - D_{\text{ov}}/2} + ma, \quad (2.1)$$

where $H_W(\rho) = \gamma_5 D_W(\rho)$ with $D_W(\rho)$ the Wilson-Dirac operator with a negative mass parameter $-\rho$, and the parameter ma is purely the bare current quark mass (in lattice units) and free of additive renormalization owing to the good chiral property $\{\gamma_5, D_c(0)\} = 0$. Through the multi-mass algorithm, quark propagators $S_F(ma) = D_c^{-1}(ma)$ for dozens of different valence quark masses ma can be calculated simultaneously, such that we can calculate multiple physical quantities at each valence quark mass and obtain clear observation of the quark mass dependence of these quantities. We estimate the physical strange quark mass to be around $m_s a = 0.056$ for the $24^3 \times 64$ lattice and $m_s a = 0.039$ for the $32^3 \times 64$ lattice, therefore we choose the $m_s a$ to vary in the range $m_s a \in [0.0576, 0.077]$ and $m_s a \in [0.039, 0.047]$ for the two lattices, respectively. Figure 1 shows an almost linear bare quark mass dependence of the masses of J/ψ , η_c , D_s , and D_s^* calculated from the six gauge ensembles. In addition to the above observation, we also find that the hyperfine splitting of vector and pseudoscalar mesons, $\Delta = M_V - M_{PS}$, varies with quark masses like $\propto 1/\sqrt{m}$ [3], as shown in Fig. 2. Taking into account the sea quark mass dependence, Δ can be well described by the formula

$$M_V - M_{PS} = \frac{C + C_1 m_l}{\sqrt{m_{q_1} + m_{q_2} + \delta m}} \quad (2.2)$$

to a high precision. The detailed discussion of this dependence will be presented in Ref. [5]. Finally, the global fit formula for the meson system is

$$M_{\text{meson}} = (A_0 + A_1 m_c + A_2 m_s + A_3 m_l + (A_4 + A_5 m_l) \frac{1}{\sqrt{m_c + m_s + \delta}}) \times (1 + B_0 a^2 + B_1 m_c^2 a^2 + B_2 m_c^4 a^4) + A_4 a^2 \quad (2.3)$$

with δ a constant parameter. Note that A_2 is set to zero for the charm quark-antiquark system, and A_1 is expected to be close to 1(or 2) for the meson masses of $\bar{c}s(\bar{c}c)$ system. We keep the $m_c a$ correction to the forth order and add explicit $O(a^2)$ correction term to account the artifacts due to the gauge action and other possible artifacts. There should be $m_s a$ corrections, but they are very small and are neglected.

In lattice QCD, the bare quark masses are input parameters in lattice units, say, $m_q a$. However in the global fit including the continuum extrapolation using Eq. (2.3), one has to convert the $m_q a$ to the renormalized current quark mass $m_q^R(\mu)$ at a fixed scale μ which appears uniformly in Eq. (2.3) for different lattice spacings. This requires two issues to be settled beforehand. The first is the renormalization constant Z_m of the quark mass for a fixed lattice spacing a . Since we use the overlap fermion operator D_{ov} , if the quark field ψ is replaced by the chirally regulated field $\hat{\psi} = (1 - \frac{1}{2} D_{\text{ov}})\psi$ in the definition of the interpolation fields and the currents, it is expected that there are relations $Z_S = Z_P$ and $Z_V = Z_A$, where Z_S , Z_P , Z_V , and Z_A are the renormalization constants of scalar, pseudoscalar, vector, and axial vector currents, respectively. In addition, Z_m can be derived from Z_S by the relation $Z_m = Z_S^{-1}$. In the calculation of Z_S and other Z 's of the quark bilinear currents, we adopt the RI-MOM scheme to do the non-perturbative renormalization on the lattice first, then convert them to the $\overline{\text{MS}}$ scheme using ratios from continuum perturbation theory (The numerical details can be found in Ref. [6]). The relations between Z 's mentioned above are

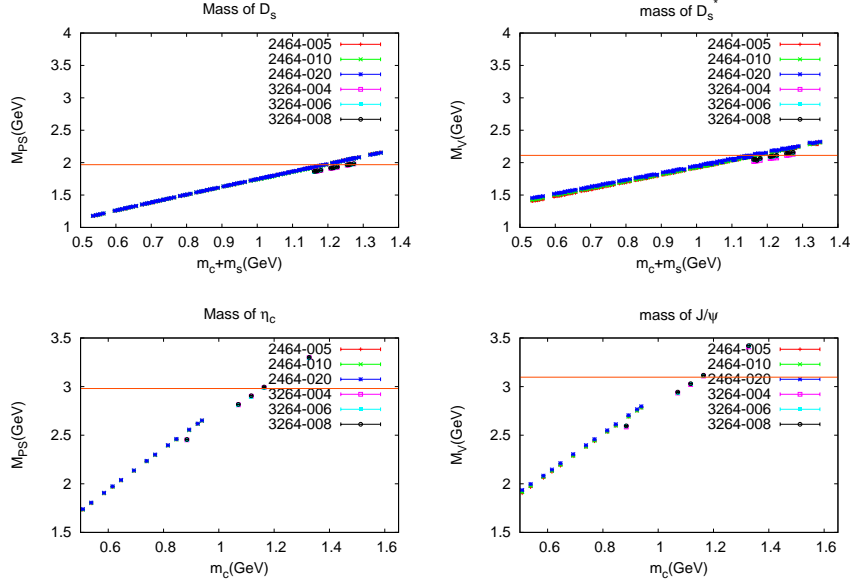


Figure 1: The quark mass dependence of the masses of D_s , D_s^* , η_c , and J/ψ are illustrated in the plots for the six RBC/UKQCD configuration ensembles, where the linear behaviors in $m_c a$ or $m_c a + m_s a$ are clearly seen.

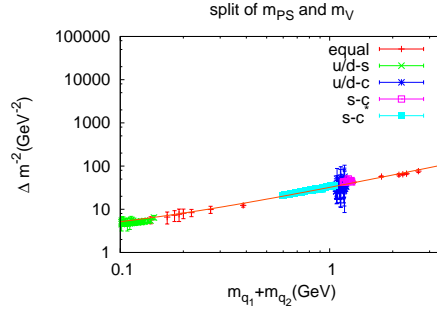


Figure 2: The quark mass dependence of the hyperfine splittings $\Delta m = m_V - m_{PS}$ for $\bar{c}s$ and $\bar{c}c$ systems. For clarity, the $(\Delta m)^{-2}$ versus $m_{q_1} + m_{q_2}$ are plotted in the figure, where one can see an almost linear behavior throughout the range $m_{q_1} + m_{q_2} \in [0.1, 3]$ GeV. This behavior suggests the relation $\Delta m \sim \frac{1}{\sqrt{m_{q_1} + m_{q_2} + \delta}}$.

verified, and Z_S at the scale $\mu = 2\text{GeV}$ in the $\overline{\text{MS}}$ is determined to be $Z_S^{\overline{\text{MS}}}(2\text{GeV}) = 1.127(9)$ for the $24^3 \times 64$ lattice and $1.056(6)$ for the $32^3 \times 64$ lattice. Besides the statistical error, systematic errors from the scheme matching and the running of quark masses in the $\overline{\text{MS}}$ scheme are also considered in Ref. [6]). The systematic error from the running quark mass in the $\overline{\text{MS}}$ scheme is negligible small, while the one from scheme matching is at four loops, and has a size of about 1.4%.

The second is the precise determination of the lattice spacing a . This is a subtle question because a has direct relationship with the coupling constant β and the sea quark mass. On the other

	$\beta = 2.13$				$\beta = 2.25$			
$m_l a$	0.02	0.01	0.005	0	0.008	0.006	0.004	0
r_0/a	3.906(3)	3.994(3)	4.052(3)	4.126(11)	5.421(5)	5.438(6)	5.459(6)	5.504(4)

Table 2: r_0/a 's for the six ensembles we are using.

hand, the continuum limits of physical quantities are independent of a . So we need a dimensionful physical quantity as a scale parameter, which is independent of quark masses, such that dimensional quantities such as hadron masses, lattice spacing a , and quark masses can be expressed in units of this parameter. A proper choice for this purpose is Sommer's scale parameter r_0 . In each gauge ensemble, the ratio $r_0/a = \sqrt{(1.65 - e_c)/(\sigma a^2)}$ can be determined very precisely through the derivation of the static potential $V(r/a)$, where e_c and σa^2 are the parameters in $V(r/a)$, say, $aV(r/a) = aV_0 - e_c/(r/a) + \sigma a^2(r/a)$. Table 2 lists the r_0/a 's for the six ensembles we are using. r_0/a has obvious $m_l a$ dependence, so we extrapolate it to the chiral limit $\tilde{m}_l = m_l a + m_{\text{res}} a = 0$ by a linear fit, $r_0(\tilde{m}_l a, a)/a = r_0(0, a)/a + c\tilde{m}_l a$, for the ensembles with a same β . The extrapolated values $C(a) \equiv r_0(\tilde{m}_l a, a)/a$ are also listed in Tab. 2

With the above prescriptions, we can replace the renormalized quark masses and a by the bare quark mass parameters $m_q a$, $C(a)$, r_0 , and $Z_m(2\text{GeV}, a)$ as

$$m_q^R(2\text{GeV}) = Z_m(2\text{GeV}, a)(m_q a) \frac{C(a)}{r_0} \quad (2.4)$$

In this way r_0 enters into Eq. (2.3) as a new parameter and can be fitted simultaneously with the parameters A_i and B_i in Eq. (2.3).

In addition to the $1S$ and $1P$ charmonium masses and D_s/D_s^* masses, we also obtain predictions of the decay constant of D_s , namely, f_{D_s} . f_{PS} is defined as

$$Z_A \langle 0 | \bar{\psi}_a \gamma_4 \gamma_5 \psi_b | PS \rangle = E_{PS} f_{PS}, \quad (2.5)$$

where E_{PS} is the energy of the pseudoscalar and Z_A is the renormalization constant of the axial vector current, or alternatively through the PCAC relation

$$\langle 0 | \bar{\psi}_a \gamma_5 \psi_b | PS \rangle = \frac{E_{PS}^2}{m_{q_a} + m_{q_b}} f_{PS}. \quad (2.6)$$

The later is obviously renormalization independent since $Z_m Z_P = 1$ for the overlap fermion. With the Z_A calculated in Ref. [6], we find the two definitions are compatible with each other within errors.

In practice, we carry out a correlated global fit to the following quantities in the six ensembles – the masses of J/ψ , η_c , χ_{c0} , χ_{c1} , h_c , D_s and D_s^* mesons and f_{D_s} with jackknife covariance matrices. As a first step, we obtain the parameters A_i 's and B_i 's for each quantity. Subsequently we use the experimental values $m_{J/\psi} = 3.097\text{GeV}$, $m_{D_s} = 1.968\text{GeV}$, and $m_{D_s^*} = 2.112\text{GeV}$ to determine $m_c^{\overline{\text{MS}}}(2\text{GeV})$, $m_s^{\overline{\text{MS}}}(2\text{GeV})$, and r_0 . Finally, we use these physical parameters to predict the masses of η_c , χ_{c0} , χ_{c1} , h_c , and f_{D_s} at the physical pion point and with $O(a^2)$ corrections. The results are illustrated in Tab. 3. Here is the description of the error budget: i) The statistical errors are the

	r_0 (fm)	$m_s^{\overline{MS}}(2\text{GeV})$ (GeV)	$m_c^{\overline{MS}}(2\text{GeV})$ (GeV)	$m_{J/\psi} - m_{\eta_c}$ (GeV)	$m_{\chi_{c0}}$ (GeV)	$m_{\chi_{c1}}$ (GeV)	m_{h_c} (GeV)	f_{D_s} (GeV)
PDG	–	0.095(5)	1.09(3)	0.117(1)	3.415	3.511	3.525	0.258(6)
this work	0.458	0.104	1.110	0.1119	3.411	3.498	3.518	0.2542
$\sigma(\text{stat})$	0.011	0.006	0.012	0.0054	0.035	0.045	0.028	0.0049
$\sigma(r_0/a)$	0.002	0.000	0.000	0.0000	0.003	0.000	0.000	0.0000
$\sigma(\frac{\partial r_0}{\partial a^2})$	0.003	0.004	0.005	0.0005	0.003	0.006	0.002	0.0003
$\sigma(\text{MR}/\text{stat})$	–	0.003	0.020	0.0000	0.003	0.011	0.004	0.0003
$\sigma(\text{MR}/\text{sys})$	–	0.000	0.003	0.0000	0.000	0.000	0.000	0.0000
$\sigma(\text{all})$	0.011	0.009	0.024	0.0054	0.046	0.047	0.028	0.0049

Table 3: The final results from the global fit in this work. The physical masses of D_s , D_s^* , and J/ψ are used as inputs to determine r_0 , $m_s^{\overline{MS}}(2\text{GeV})$ and $m_c^{\overline{MS}}(2\text{GeV})$. The physical masses of the $1P$ charmonia can be reproduced with these values. The hyperfine splitting $m_{J/\psi} - m_{\eta_c}$ and the decay constant f_{D_s} are also predicted. The error budget is given for each quantity with $\sigma(\text{stat})$, the statistical error, and two kinds of systematic errors, one from r_0 and another one from mass renormalization. For the one from r_0 , it includes $\sigma(r_0)$ the uncertainty owing to the statistical error of r_0/a on each ensemble, and $\sigma(\frac{\partial r_0}{\partial a^2})$ the systematic uncertainty from the a dependence of r_0/a . For the one from mass renormalization, it includes $\sigma(\text{MR}/\text{stat})$ from the statistical uncertainties of Z_m in the RI/MOM scheme which are not correlated on the two lattices, and $\sigma(\text{MR}/\text{sys})$ from the systematic uncertainty in matching from RI/MOM to \overline{MS} which is the same on the two lattices and only contributes to the uncertainty of quark masses. The total error $\sigma(\text{all})$ combines all the uncertainties in quadrature.

jackknife errors from the global fit. ii) The systematic uncertainty due to the linear a^2 continuum extrapolation cannot be controlled at present since we have only two lattice spacings. iii) For the chiral extrapolation we only use the linear fit in the u, d sea quark mass and have not considered a sophisticated fit based on chiral perturbation theory, so this systematic uncertainty has not been analyzed. iv) We consider two possible systematic uncertainties introduced by r_0 , one of which is from the statistical error of $C(a) = r_0(a)/a$ (denoted as $\sigma(r_0/a)$), and the other is from non-zero a^2 dependence of $r_0(a)$ (denoted as $\sigma(\frac{\partial r_0}{\partial a^2})$). *The latter is not so straightforward. In our global fit, we take the r_0 at a finite lattice spacing to be the one in the continuum limit. To address the issue that our prediction for r_0 (0.458(11) fm) is slightly smaller than the one from RBC/UKQCD (0.48(1) fm), we set $\frac{\partial r_0}{\partial a^2} = 0.2$ (which makes the $r_0(a)$ at the two lattice spacings to be around 0.48 as the RBC-UKQCD collaboration so determines), so as to check the changes of the predictions to estimate their systematic errors. It turns out, the χ^2 of the global fit is insensitive to this dependence and the results do not change much.* v) The error $\sigma(\text{MR})$ takes into account two kinds of uncertainties of $Z_m(\mu)$, one of which is the statistical error of $Z_m(\mu)$ in the RI/MOM scheme, and the other is due to the systematic error of perturbative matching and the running of the \overline{MS} masses to the scale of 2 GeV. All of these uncertainties are combined together in quadrature to give the total uncertainty $\sigma(\text{all})$ of each physical quantity.

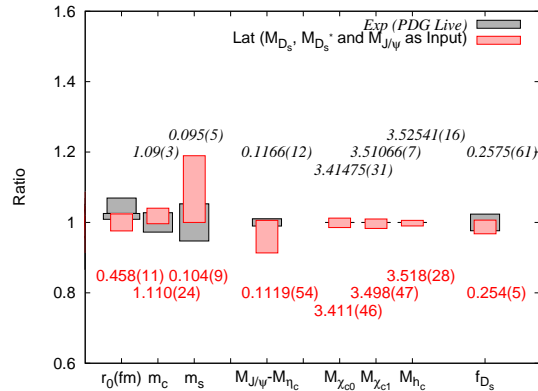


Figure 3: The ratios between PDG Live averages and our simulations. Note that the numbers of PDG Live are in italic type, and all the numbers are in unit of GeV, except r_0 . For r_0 , we list the one from HPQCD (0.4661(38)fm) and RBC-UKQCD (0.48(1)fm) for reference.

3. Summary

With overlap fermions as valence quarks on domain wall fermion configurations generated by the RBC/UKQCD Collaboration, we have undertaken a global fit scheme combining the chiral extrapolation, the physical quark mass interpolation, and the continuum extrapolation. We use the physical masses of J/ψ , D_s , and D_s^* as the inputs to determine r_0 , the charm and strange quark masses to be

$$r_0 = 0.458(11) \text{ fm}, \quad m_s^{\overline{\text{MS}}}(2\text{GeV}) = 0.104(9) \text{ GeV}, \quad m_c^{\overline{\text{MS}}}(2\text{GeV}) = 1.110(24) \text{ GeV} \quad (3.1)$$

Our r_0 is smaller than 0.48(1) fm obtained by RBC/UKQCD [7] but close to the HPQCD result 0.4661(38) fm [8]. With these results, we can reproduce the physical masses of χ_{c0} , χ_{c1} and h_c , and further predict the hyperfine splitting $m_{J/\psi} - m_{\eta_c}$ and the decay constant f_{D_s} ,

$$m_{J/\psi} - m_{\eta_c} = 112(5) \text{ MeV}, \quad f_{D_s} = 254(5) \text{ MeV}. \quad (3.2)$$

The errors we quote above are quadratic combinations of the statistical and systematic errors.

References

- [1] C. Allton *et al.* (RBC-UKQCD Collaboration), Phys. Rev. D **78**, 114509 (2008).
- [2] Y. Aoki *et al.* (RBC and UKQCD Collaborations), Phys. Rev. D **83**, 074508 (2011) [arXiv:1011.0892 [hep-lat]].
- [3] A. Li *et al.* [χ QCD Collaboration], Phys. Rev. D **82**, 114501 (2010) [arXiv:1005.5424 [hep-lat]].
- [4] R. Sommer, Nucl. Phys. **B411**, 839 (1994).
- [5] Ying Chen, Keh-Fei Liu, Zhaofeng Liu, Yi-Bo Yang, In preparation.
- [6] Z. Liu *et al.* [chiQCD Collaboration], PoS(LATTICE 2013) 307, 2013, arXiv:1312.0375 [hep-lat].
- [7] R. Arthur *et al.* [RBC and UKQCD Collaborations], arXiv:1208.4412 [hep-lat].

- [8] C. T. H. Davies *et al.* [HPQCD Collaboration], Phys. Rev. D **81**, 034506 (2010) [arXiv:0910.1229 [hep-lat]].