

Collective resonant modes of a meta-surface

Didier Felbacq^a, Emmanuel Rousseau^a and Emmanuel Kling^b

^aUniversité de Montpellier 2, Laboratoire Charles Coulomb
Unité Mixte de Recherche du Centre National de la Recherche Scientifique 5221
34095 Montpellier, France;

^bSAGEM, 100 avenue de Paris, 91344 Massy Cedex, France

ABSTRACT

A periodic layer of resonant scatterers is considered in the dipolar approximation. An asymptotic expression for the field diffracted is given in terms of an impedance operator. It is shown that surface Bloch modes appear as a collective effect due to the resonances of the scatterers.

Keywords: Metamaterials, asymptotic analysis, Bloch waves

1. INTRODUCTION

Some recent works have shown the interest of considering periodic sets of scatterers forming a two-dimensional pattern on a surface in the low frequency regime. Such structures are called “metasurfaces”.¹ In this context, we study the field diffracted by a periodic set of linear nano resonators electromagnetically characterized by their scattering matrix S . We are interested in the regime where the dipolar approximation is valid, but it is assumed that the nano resonators have their internal resonances at wavelengths large enough to lie in this regime. Possible realizations of this model comprises dielectric nano wires with a large enough index (and resonances are Mie-like resonances) or nano-wires doped with quantum dots. We proceed to an asymptotic analysis² that generalizes the homogenization regime.³⁻⁷ The field diffracted by the structure is derived and it is shown that it is characterized by an impedance operator. It therefore behaves as a “metasurface”.

2. EXPRESSION OF THE FIELD DIFFRACTED BY THE META SURFACE

The structure under study (cf. fig. (1)) is made out of an infinite number of resonant scatterers periodically disposed at points $x = pd, y = 0$, d is the period and $p \in \mathbf{Z}$. Each scatterer at position M_p is characterized in the frequency domain by a scattering matrix $S(\omega)$ with a non-null component along Oz only. The system essentially responds to fields electrically polarized along Oz ($E_{||}$ case of polarization). We therefore consider the case of a $E_{||}$ polarized incident electric field $E^i e^{-i\omega t} e_z$. In order to provide a modal analysis, the incident field is further Fourier transformed along x , so that the incident field is a plane wave $U^i(x, y) = e^{ikx \pm \beta y}$, where $k = k_0 \sin \theta$ where θ is an angle of incidence and $k_0 = \frac{\omega}{c}$.

For one scatterer alone, the incident field gives rise to a field $U_p^s(M) = \sum_n s_n^p \varphi_n(M - M_p)$ where $(s_n^p)_n = S(\omega)U^i(M_p)$ and $\varphi_n(r, \theta) = H_n^{(1)}(k_0|r|)e^{in\theta}$, where $H_n^{(1)}$ is the n^{th} Hankel function of order 1. For the infinite set of scatterers, this gives a diffracted field that reads as:

$$U^s(M) = \sum_{p,n} s_n^p \varphi_n(M - M_p). \quad (1)$$

Multiple scattering theory allows to write that for $p = 0$: $(s_n^0)_n = [1 - S(\omega)\Sigma(\omega, k)]^{-1} S(\omega)U^i(M_0)$, where the lattice sum⁸ Σ is given by: $\Sigma(\omega, k) = \sum_{m \neq n} T_{nm}(s_l^m)_l$, and T_{nm} is a matrix that can be expressed in terms of Hankel functions.⁹

Further author information: (Send correspondence to D. Felbacq)
D. Felbacq: E-mail: Didier.Felbacq@univ-montp2.fr

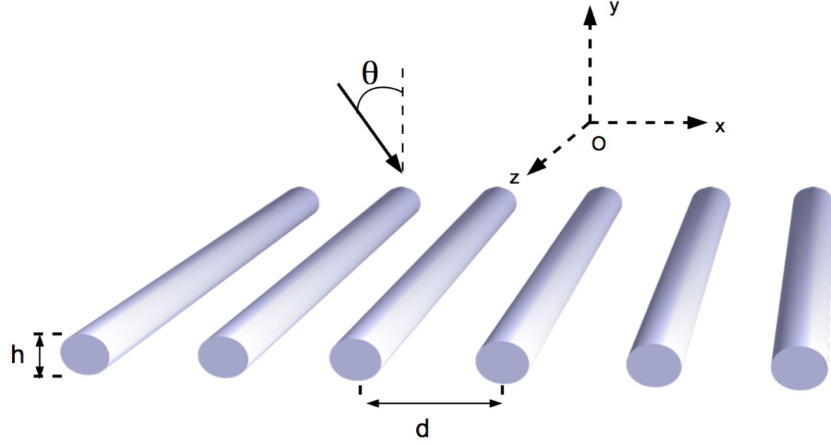


Figure 1. Sketch of the structure under study.

As the incident field is pseudo-periodic, i.e. $U^i(M_p) = e^{ikd}U^i(M_{p-1})$, then it holds: $\Sigma(\omega, k) = \sum_{m \neq 0} e^{ikm}T_{0m}$, $k \in [-\frac{\pi}{d}, \frac{\pi}{d}]$. Denoting $\beta_0(\omega, k) = \sqrt{k_0^2 - k^2}$, $\beta_n(\omega, k) = \beta_0(\omega, k + n\frac{2\pi}{d})$ and $k_n = k + n\frac{2\pi}{d}$, the scattered field can then be written as a Rayleigh series:

$$U^s(x, y) = \sum_n U_n^s e^{i(k_n x + \beta_n(\omega, k)|y|)}, \quad (2)$$

where $U_n^s = \frac{2}{d} \sum_l s_l^0 \hat{\phi}_l(k + \frac{2\pi n}{d})$, $\hat{\cdot}$ denotes the Fourier transform along x and Poisson formula was used.

The grating can be characterized by the transfer operator:¹⁰⁻¹² $\mathcal{T}(E^s)(x, y) = E^s(x, y + h)$. In the following an asymptotic ($h/\lambda \rightarrow 0$) form of this transfer operator is derived. In the limit where the scatterers are very small as compared to the wavelength, the scattering matrix $S(\omega)$ reduces to a scalar matrix $S_0(\omega)$: the scatterers are thus dipoles with a dipole moment along e_z . In that case, one obtains:

$$s_0^0(\omega, k) = [1 - S_0(\omega)\Sigma_0(\omega, k)]^{-1} S_0(\omega), \quad (3)$$

where the series Σ_0 can be written:^{13,14}

$$\Sigma_0(\omega, k) = \sum_{m \neq 0} e^{ikmd} H_0(k_0|m|d) = -1 - \frac{2i}{\pi} \gamma + \frac{2i}{\pi} \ln\left(\frac{4\pi}{k_0 d}\right) + \frac{2}{d\beta_0(\omega, k)} \quad (4)$$

$$+ \frac{2}{d} \sum_{n > 0} \left(\frac{1}{\beta_n(\omega, k)} + \frac{1}{\beta_{-n}(\omega, k)} - \frac{d}{i\pi|n|} \right). \quad (5)$$

Because the only relevant coefficient is s_0^0 , the grating reduces geometrically to the line $y = 0$. The scattered field (2) simplifies to the following form:

$$U^s(x, y; \omega, k) = \frac{2s_0^0(\omega, k)}{d} \sum_n \frac{1}{\beta_n(\omega, k)} e^{i(k_n x + \beta_n(\omega, k)|y|)}. \quad (6)$$

In that expression, there are several propagative waves as well as evanescent waves. The propagative waves correspond to the β_n 's that are real. We denote by $U = \{n \in \mathbb{Z}, \beta_n \in \mathbb{R}^+\}$ the set of indices "n" corresponding

to propagating waves (the diffractive orders of the grating). We are therefore not in the homogenization regime where $k_0 d \ll 1$ and hence there can be several reflected and transmitted orders.

The total electric field reads as:

$$U(x, y) = e^{i(\alpha x - \beta_0 y)} + U^s(x, y). \quad (7)$$

The conservation of energy leads to the following relation (valid above the light cone, i.e. for real β_0):

$$|r|^2 + \sigma_U \Re(r) = 0, \text{ for } \beta_0 \in \mathbb{R}^+,$$

where: $\sigma_U = (1 + \sum_{\substack{n \in U \\ n \neq 0}} \frac{1}{\beta_n})^{-1}$ and $r(\omega, k) = \frac{2s_0^0(\omega, k)}{d\beta_0(\omega, k)}$. Therefore, above the light cone, r has the following form:

$$r(\omega, k) = -\sigma_U \frac{1}{1 + i\sigma_U \frac{\Im(r)}{|r|^2}}.$$

The boundary conditions at $y = 0$ are:

$$[U(x, 0^+) - U(x, 0^-)] = 0, \left[\frac{\partial U}{\partial y}(x, 0^+) - \frac{\partial U}{\partial y}(x, 0^-) \right] = V(x),$$

where:

$$U(x) = \sum_n U_n^s e^{ik_n x}, \quad V(x) = 2 \sum_n i\beta_n U_n^s e^{ik_n x} \quad (8)$$

These conditions can be rewritten conveniently in the operator form:

$$\begin{pmatrix} 1 & 0 \\ \mathbb{Z} & 1 \end{pmatrix} F^+ = F^-, \quad (9)$$

where: $F^+ = \begin{pmatrix} U(x, 0^+) \\ \frac{\partial U}{\partial y}(x, 0^+) \end{pmatrix}$, $F^- = \begin{pmatrix} U(x, 0^-) \\ \frac{\partial U}{\partial y}(x, 0^-) \end{pmatrix}$ and the impedance operator is defined by:

$$U(x) = \mathbb{Z}[V(x)]. \quad (10)$$

Conversely, an admittance operator can be defined by: $V(x) = \mathbb{Y}[U(x)]$. The operator $\begin{pmatrix} 1 & 0 \\ \mathbb{Z} & 1 \end{pmatrix}$ is the transfer matrix of the meta surface. In the homogenization limit of large wavelength $k_0 d \ll 1$, there is only one propagative wave in (6) which then reads as: $r(\omega, k) e^{ikx + \beta_0 y}$. For the propagative part of the field, i.e. if the evanescent field is not taken into account, the transfer operator reduces to a simple 2×2 matrix:

$$\mathcal{T} = \begin{pmatrix} 1 & 0 \\ 2i\beta_0 r & 1 \end{pmatrix}$$

3. SCATTERING PROPERTIES OF THE META SURFACE

3.1 Asymptotic form of the scattering matrix of the nano-wires

The scattering matrix of the nanowires reduces to a single coefficient s_0 in the low-frequency limit. Independently of the nature of the nano wires, the coefficient s_0 has a specific form, that originates in energy conservation. Indeed, from the optical theorem,¹⁵ the following relation holds: $|s_0|^2 + \Re(s_0) = 0$. From this, we deduce the following form of s_0 :

$$s_0(\omega) = \frac{-1}{1 + i\chi(\omega)}, \quad (11)$$

where: $\chi(\omega) = \frac{\Im(s_0)}{|s_0|^2}$.

We are interested in the resonances that can be supported by the wires, therefore high permittivity values are assumed, so that the condition $k_0 \sqrt{\epsilon} a \ll 1$ does not hold. In that situation, the asymptotic study of the 0^{th} order scattering matrix is best done by choosing two independent set of variables: $\zeta = k_0 a$ and $\xi = k_0 \sqrt{\epsilon} a$. For

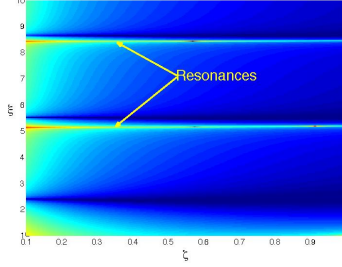


Figure 2. Modulus of the scattering coefficient S_0 as a function of ζ and ξ .

circular nanowires, the expression of S_0 is: $S_0(\zeta, \xi) = \frac{-1}{1+i\chi(\zeta, \xi)}$, where: $\chi(\zeta, \xi) = \frac{Y_0(\zeta) F(\xi) - G(\zeta)}{J_0(\zeta) F(\xi) - F(\zeta)}$, and $F(\xi) = -\frac{J_1(\xi)}{\xi J_0(\xi)}$, $G(\zeta) = \frac{Y_1(\zeta)}{\zeta Y_0(\zeta)}$. The modulus of $S_0(\zeta, \xi)$ is plotted in fig. 2. It can be seen that there are resonances linked to the existence of open cavity modes in the wires. They are distributed along lines that appear in yellow in the figure. When the parameter ζ is very small, i.e. when the radius of the wire is very small with respect to the wavelength, it can be seen that the resonances are distributed asymptotically along straight lines $\xi = \text{cst}$. The resonances are therefore asymptotically invariant under the set of transform $f_\eta(a, \varepsilon) = (\eta a, \frac{\varepsilon}{\eta^2})$, $\eta > 0$. Introducing the dimensionless parameter η leads to the asymptotic form: $s_0 \sim \frac{\eta^2 \zeta^2}{\eta^2 \zeta^2 + \frac{2i}{\pi} \frac{\xi J_0(\xi)}{J_1(\xi)}}$. This shows that the resonances of s_0 are perturbations to the closed cavity modes given by a Dirichlet condition on the boundary of the nanowire, that is, the zeroes of J_0 for a circular cross section.

3.2 Bloch modes of the meta-surface

The Bloch modes that can exist in the structure¹⁶ are obtained as solutions of the electric field in the absence of an incident field. As the dressed scattering coefficient s_0^0 is given by (3), a non-null coefficient implies a pole of s_0^0 . It is interesting to remark that such a pole cannot be one of S_0 , because near a pole of S_0 , one has: $s_0^0 \sim \frac{-1}{\Sigma_0}$ which is bounded. Therefore, modes correspond to zeroes of $1 - S_0 \Sigma_0$. The dispersion relation is therefore the set of couples $(\omega, k) \in \mathbb{R}^+ \times]-\frac{\pi}{d}, \frac{\pi}{d}]$ such that:

$$S_0(\omega) \Sigma_0(\omega, k) = 1. \quad (12)$$

All these modes are necessarily situated below the light cone, as the scattering of a propagating wave is a well-posed problem.

There are two families of Bloch modes. The first one corresponds to the modes that exist in the absence of resonances of the dipoles, i.e. when $S_0(\omega)$ does not have poles. In that case: $S_0(\omega) \sim C k_0^2$ and the expression (4) for Σ_0 together with an asymptotic analysis of this series¹³ allows to write the following estimate:

$$\frac{2}{d} \sum_{n>0} \left(\frac{1}{\beta_n} + \frac{1}{\beta_{-n}} - \frac{d}{i\pi|n|} \right) = O[(k_0 d)^2] \quad (13)$$

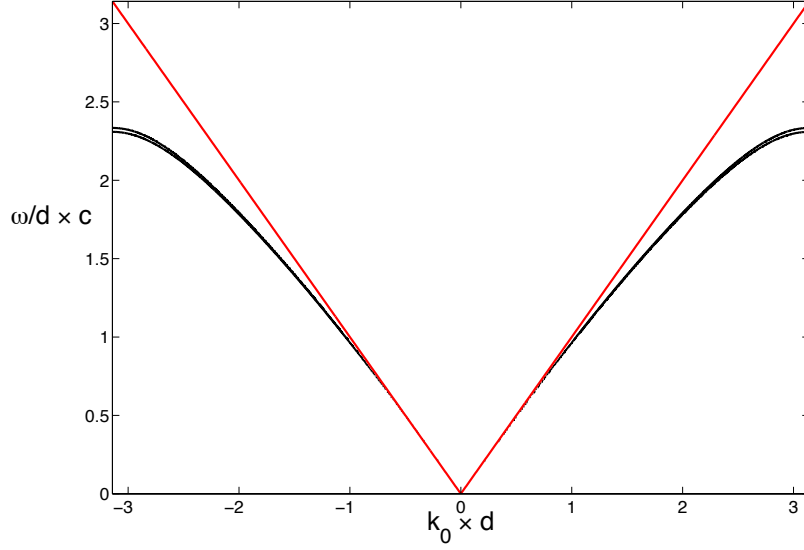


Figure 3. The dispersion curve for the Bloch modes in the absence of resonances. The light cone is depicted in red.

This leads to the following crude approximate form $\Sigma_0 \sim \frac{2}{d\beta_0(\omega,k)}$, from which we derive the following approximate dispersion relation near the Γ point:

$$k_0 \sim \frac{d}{2\sqrt{2}C} \sqrt{1 + \sqrt{1 - \frac{16C^2}{d^2}k^2}}$$

This family of Bloch modes is illustrated in fig.3.

The second family corresponds to Bloch modes which arise from the resonances of each dipole, forming bands due to the coupling between them, leading to spatial dispersion.¹⁶ The particular form (11) of S_0 , which results, as it has already been said, from energy conservation, has important consequences: if S_0 had no zero then χ would be bounded and by Liouville theorem it would be constant. If χ had no zero, then by considering $(1 - S_0)^{-1}$ we would conclude that S_0 is constant. Consequently, $\chi(\omega)$ has, locally, the form $\chi(\omega) = \frac{\omega - \omega_z}{\omega - \omega_p} G(\omega)$, where G is regular, and therefore: $S_0(\omega) = - \left(1 + i \frac{\omega - \omega_z}{\omega - \omega_p} G(\omega)\right)^{-1}$. As a rule, poles are therefore associated with zeros. In that case, near a resonance, one has in the vicinity of a pole ω_p of $S_0(\omega)$: $S_0(\omega) \sim \kappa \frac{\omega - \omega_z}{\omega - \omega_p}$ and the dispersion relation becomes:

$$\kappa \times (\omega - \omega_z) \Sigma_0(\omega, k) = \omega - \omega_p.$$

Because $\Sigma_0(\omega, k)$ is singular along $\omega = k_0 c$, the dispersion curve has to end at the point $(\frac{\omega_z}{c}, \omega_z)$. The collective modes are therefore linked to the zeros of $S_0(\omega)$ rather than the poles, although both are tightly connected as proven above. This is illustrated in fig. 4 where we have plotted the dispersion curves when several resonances are present. In fig.5, we have plotted the modulus of $S_0(\omega)$. It can be verified that the dispersion curves end on the light cone at the zeros of $S_0(\omega)$.

3.3 Scattering of an incident plane wave

As it was demonstrated above, the field diffracted for an incident plane wave is given by eq. (6). The Poynting vector \mathcal{P} is given, up to an irrelevant factor, by: $\Im(U \nabla \bar{U})$. Considering a horizontal segment situated at $y = y_0$ and extending over one period, the flux Φ of \mathcal{P} through this segment normalized by the flux Φ^i of the Poynting vector of the incident field is given by:

$$\frac{\Phi}{\Phi^i} = -1 + \frac{4|s_0^0|^2}{d} \sum_{n \in U} \frac{1}{\beta_n}$$

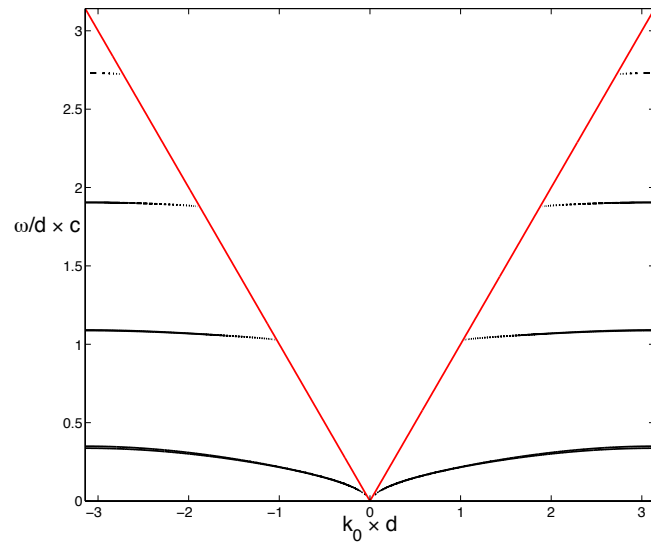


Figure 4. The dispersion curve of the Bloch modes when several resonances are present.

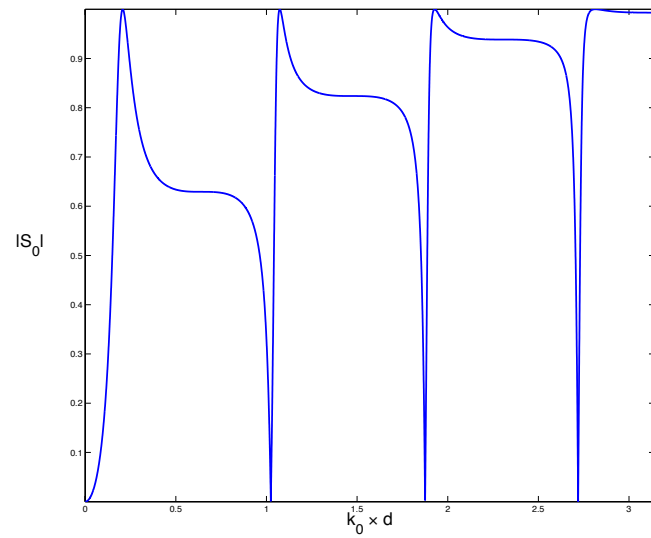


Figure 5. Modulus of the scattering coefficient S_0 .

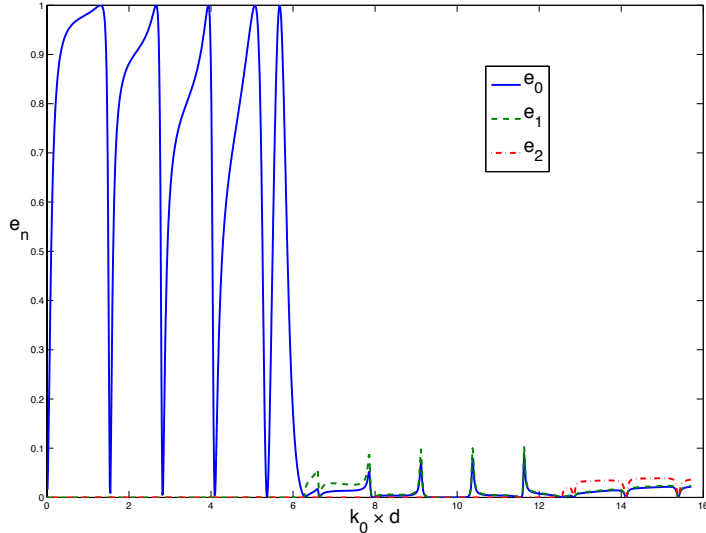


Figure 6. Energy diffracted in the different refracted orders for resonant scatterers.

This shows that the reflected efficiencies (in the meaning of grating theory^{10,11}) are $e_n = \frac{4|s_0^{(n)}|^2}{d\beta_n}$. In fig. 6, we have plotted the energy in the diffracted orders for an incident plane wave in normal incidence. It can be seen there that, when there is one diffracted order only (i.e. $\lambda \geq 2d$), the overall structure retains the zeros of the scattering coefficient but also that it is perfectly reflective at wavelengths close to that where the modulus of the scattering coefficient S_0 is equal to 1. For smaller wavelength, other diffracted orders appear. In the region where there are 2 orders, it can be seen that the efficiencies are sharply peaked and that these orders transport about the same energy. The meta surface has therefore the capacity of refracting (or transmitting) energy in two different directions with the same efficiency. Moreover, the wavelength at which this transfer takes place can be tailored by modifying the properties of the nano-wires. In fig. (7) we have plotted the efficiencies in the situation of a meta surface made of non resonant scatterers. When there is only one reflected order, the phenomena of complete reflection and complete transmission are still present.

4. CONCLUSION

We have described an approach to the asymptotic description of a one dimensional metasurface consisting in replacing a grating of nano wires by an impedance condition. This led to an explicit form of the transfer matrix and fine results on the Bloch modes, with the evidence of the existence of bands linked to collective resonances propagating along the surface. It would be possible to generalize the study to non-periodic, for instance quasi-periodic, structures.¹⁷ This asymptotic study could also be extended to deal with the new emerging field of quantum metamaterials,¹⁹ as for periodic atomic lattices,^{20,21} with the study of the strong coupling regime of an emitter with the Bloch modes along the metasurface.¹⁸ Moreover, the impedance matrix formalism presented here could be used to study out-of-equilibrium properties:²² an interesting direction of research would be the study of the quantum thermalization mechanism for a quantum system close to such a meta surface.²³⁻²⁶ This opens the way to thermal control by means of meta surfaces.

Acknowledgments

The financial support of the Agence Nationale de la Recherche through grant 060954 OPTRANS is acknowledged. D. Felbacq is a member of the Institut Universitaire de France.

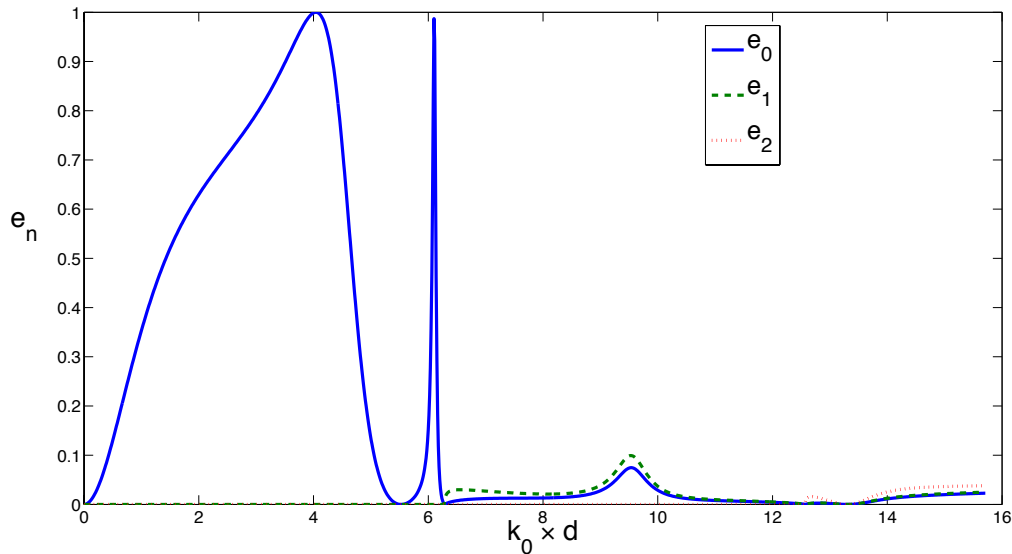


Figure 7. Energy diffracted in the different refracted orders for non resonant scatterers.

REFERENCES

1. C. L. Holloway, E. F. Kuester, J. A. Gordon, J. O'Hara, J. Booth and D. R. Smith, "An Overview of the Theory and Applications of Metasurfaces: The Two-Dimensional Equivalents of Metamaterials," *IEEE Antenn. and Propag. Magazine* **54**, 10-35 (2012).
2. G. Bouchitte, M. L. Mascarenhas and L. Trabucho, "On the curvature and torsion effects in one dimensional waveguides," *ESAIM, Control Optim. Calc. Var.* **13**, 793-808 (2007).
3. L. Tartar, *The general theory of homogenization*, Springer, New-York, 2009.
4. G. Alberti, G. Bouchitte, G. Dal Maso, "The calibration method for the Mumford-Shah functional and free-discontinuity problems," *Calc. Var. Part. Diff. Equa.* **16**, 299-333 (2003).
5. A. I. Cabuz, D. Felbacq and D. Cassagne, "Homogenization of Negative-Index Composite Metamaterials: A Two-Step Approach," *Phys. Rev. Lett.* **98**, 037403 (2007)
6. D. Felbacq and G. Bouchitté, "Homogenization of a set of parallel fibers," *Waves Random Media* **7**, 245-256 (1997).
7. G. Bouchitté and D. Felbacq, "Homogenization of a wire photonic crystal: the case of small volume fraction," *SIAM J. Appl. Math.* **66**, 2061-2084 (2006).
8. C. M. Linton, "Lattice sums for the Helmholtz equation," *SIAM Review* **52**, 630-674 (2010).
9. D. Felbacq, G. Tayeb, D. Maystre, "Scattering by a random set of parallel cylinders," *J. Opt. Soc. Am. A* (1997).
10. B. Guizal and D. Felbacq, "Electromagnetic beam diffraction by a finite strip grating," *Opt. Comm.* **165**, 1-6 (1999).
11. G. Granet and B. Guizal, "Analysis of strip gratings using a parametric modal method by Fourier expansions," *Opt. Comm.* **255**, 1-11 (2005).
12. R. Smaâli, D. Felbacq and G. Granet, "Bloch waves and non-propagating modes in photonic crystals," *Physica E* **18**, 443-451 (2003).
13. F. Zolla, D. Felbacq and G. Bouchitté, "Bloch vector dependence of the plasma frequency in metallic photonic crystals," *Phys. Rev. E* **74**, 056612 (2006).
14. D. Felbacq, "Layer homogenization of a 2D periodic array of scatterers," *Photonics and Nanostructures-Fundamentals and Applications* **11** 436-441 (2013).
15. J. D. Jackson, *Classical Electrodynamics*, John Wiley Ed., 1998.

16. A. Cabuz, D. Felbacq and D. Cassagne, "Spatial dispersion in negative-index composite metamaterials," *Phys. Rev. A* **77**, 013807 (2008).
17. F. Zolla, D. Felbacq, B. Guizal, "A remarkable diffractive property of photonic quasi-crystals," *Opt. Comm.* **148**, 1-3 (1998).
18. A. Cazé, R. Pierrat, and R. Carminati, "Strong Coupling to Two-Dimensional Anderson Localized Modes," *Phys. Rev. Lett.* **111**, 053901 (2013).
19. D. Felbacq, M. Antezza, "Quantum metamaterials: a brave new world," 19 June 2012, SPIE Newsroom. DOI: 10.1117/2.1201206.004296.
20. M. Antezza and Y. Castin, "Spectrum of light in a quantum fluctuating periodic structure," *Phys. Rev. Lett.* **103**, 123903 (2009).
21. M. Antezza and Y. Castin, "Fano-Hopfield model and photonic band gaps for an arbitrary atomic lattice," *Phys. Rev. A* **80**, 013816 (2009).
22. R. Messina and M. Antezza, "Casimir-Lifshitz force out of thermal equilibrium and heat transfer between arbitrary bodies," *Europhys. Lett.* **95**, 61002 (2011).
23. B. Bellomo, R. Messina, D. Felbacq and M. Antezza, "Quantum systems in a stationary environment out of thermal equilibrium," *Phys. Rev. A* **87**, 012101 (2013); B. Bellomo, R. Messina and M. Antezza, "Dynamics of an elementary quantum system in environments out of thermal equilibrium," *Europhys. Lett.* **100**, 20006 (2012).
24. R. Messina, M. Antezza, Ph. Ben-Abdallah, "Three-body amplification of photon heat tunneling," *Phys. Rev. Lett.* **109**, 244302 (2012).
25. S-A Biehs, E. Rousseau, J-J Greffet, "Mesoscopic Description of Radiative Heat Transfer at the Nanoscale," *Phys. Rev. Lett.* **105**, 234301 (2010).
26. E. Rousseau, A. Siria, G. Jourdan, et al., "Radiative heat transfer at the nanoscale," *Nat. Phot.* **3**, 514-517 (2009).