



GEORG-AUGUST-UNIVERSITÄT
GÖTTINGEN

Fakultät für
Physik 

Master's Thesis

Fluktuationsspektren und Grobkörnung in Stochastischer Dynamik

Fluctuation Spectra and Coarse Graining in Stochastic Dynamics

prepared by

Artur Wachtel


from Kara-Balta, Kyrgyzstan

at the Institute for Nonlinear Dynamics

Thesis Period: 1st May 2013 until 1st November 2013

First Referee: Prof. Dr. Jürgen Vollmer

Second Referee: Prof. Dr. Marc Timme



This Master's Thesis by Artur Wachtel is licensed under a Creative Commons Attribution 4.0 International License¹.

November 19, 2021

*The text at hand differs from the thesis officially submitted to
Georg-August-Universität Göttingen as part of a master's degree:
This text is expanded, includes more figures, and contains
fewer typographic errors.*

¹<http://creativecommons.org/licenses/by/4.0/deed.en>

Danksagung

Die Fertigstellung dieser Abschlussarbeit wäre ohne das Zutun außergewöhnlicher Menschen nicht möglich gewesen.

Zu aller erst möchte ich Fabian Telschow danken. Unsere gemeinsamen, regelmäßig unregelmäßigen, zeremoniösen Teeverköstigungen haben mir sehr häufig über die Frustrationen im Zwist mit der Mathematik hinweggeholfen. Unsere ausschweifende Lesereise in die mathematischen Untiefen der geometrisierten Mechanik wird mir auf Ewig im Gedächtnis bleiben.

Besonderer Dank gilt Bernhard Altaner. Seine sehr motivierende Art und Weise, über die Phänomäne der physikalischen Welt zu erzählen, hat meine Faszination für die Wissenschaft immer wieder aufs Neue bestärkt. Ich hoffe ich war kein allzu anstrengender erster Schützling. Mir ist durchaus bewusst, dass jede Konfusion die ich verursacht habe, irgendwann auf mich zurückfallen wird. Ich werde dafür gewappnet sein.

Auch Johannes Blaschke hat viel zu meiner geistigen Gesundheit beigetragen: Seine bürokratische Beharrung auf Rigorosität war ein fester Anker im Meer der unvorhergesehenen Unwägbarkeiten. Ich wünsche seinem Dominion viele Stückmünzchen und jeden erdenklichen Erfolg beim Kampf gegen die Temperatur™.

Meinem hauptamtlichen Betreuer Jürgen Vollmer bin ich zu äußerstem Dank verpflichtet. Seine organisiert-chaotische Aura beeinflusste mich mehrfach, auch über Ländergrenzen hinweg, und lenkte meine Bahn in sichere Gefilde. Ich schätze besonders sein intuitives Gespür für die komplexen Zusammenhänge, die in der gesamten Arbeitsgruppe bearbeitet werden. Er ist immer wieder in der Lage, Parallelen zwischen völlig verschiedenen Dingen aufzuzeigen, die meinem Auge verborgen geblieben wären. Ich hoffe, ich habe andererseits auch ihm noch neues Wissen eröffnet.

Letzten Endes ist selbst die größte Motivation für die Wissenschaft nicht viel Wert, ohne die beständige Unterstützung aus der „echten Welt“: Die studentische Lateinformation hat mich oft aufgeheitert und für meine körperliche Ertüchtigung gesorgt. Für die unschätzbare Hilfe in allen Lebenslagen möchte ich schlussendlich vor allem meinen Eltern und meinen beiden Brüdern danken.

Erkenntnis wächst aus Konfusion



Contents

Introduction	1
1 General Notation	4
Graph Theory	7
2 Fundamentals of Graph Theory	7
3 Algebraic Structures on Graphs	13
4 Topological Concepts for Graphs	17
5 Spectra of Graphs	22
Probability Theory	27
6 Measure and Probability	27
7 Random Variables and their Distributions	29
8 Large Deviation Theory	34
Markovian Dynamics	39
9 Markovian Jump Processes	39
10 Observables and Fluctuations	44
Stochastic Thermodynamics	51
11 Thermodynamics of the Steady State	51
12 Thermodynamics of Random Trajectories	55
13 Displacement, Drift, Diffusion	55
Coarse Graining	59
14 Coarse Graining of Bridges	60
15 Coarse Graining of Leaves	61
Model Systems	63
16 Single Circuit	63
Conclusion	73

Introduction

Thermodynamics

Thermodynamics is an old and very powerful theory. It describes the properties of systems that can exchange *extensive* quantities like energy, volume or particles of different types [6].

A fundamental principle of thermodynamics is *equilibrium*: Bringing two systems in contact and allowing them to exchange arbitrary amounts of a quantity will eventually lead to a steady state. In this state the systems on average do not exchange any amounts of the quantity anymore. Depending on which quantity was exchanged one speaks of *thermal* (exchange of energy), *thermo-mechanical* (energy and volume), and *thermo-chemical* (energy and particles) equilibrium. These equilibria define *intensive* quantities: For every extensive quantity there is an intensive quantity that determines the behavior at contact. *Temperature*, *pressure* and *chemical potential* give equivalence classes of systems that exchange energy, volume or particles, respectively. If one of the two systems is so large² that it effectively does not feel the exchange due to the contact it is a *reservoir*. Reservoirs are characterized by their intensive variables.

These exchange processes can be *reversible* or *irreversible*. If a process is reversible a quantity called *entropy* will not change, irreversible changes cause the entropy to rise. The *Second Law* of thermodynamics states that the overall entropy cannot decrease.

A small system can be coupled to two reservoirs that differ in their intensive quantity. This will lead to a *non-equilibrium steady state*: In this state the extensive quantity will flow from one reservoir to the other for all times. Such situations are intrinsically irreversible and can be treated by thermodynamics only with the assumption of *local equilibrium*: At the locations of contact the small system is in equilibrium with the reservoirs and there is a gradient of the corresponding intensive quantity throughout the rest of the small system.

²Formally a reservoir carries infinite amounts of the extensive quantities.

Statistical Physics

The development of *Statistical Physics* allowed a mechanistic understanding of thermodynamics: The intensive quantities are emergent phenomena that arise from the interactions of many small particles. In the *thermodynamic limit* of infinitely many particles the laws of equilibrium thermodynamics can be recovered from statistical physics. The central quantities in statistical physics are the *partition functions* and their *thermodynamic potentials*. This approach allows both a generalization of thermodynamics and reveals a tight connection to information theory of ergodic dynamical systems: Assuming equilibrium, the Shannon entropy of the probability density in phase space turns out converge to the thermodynamic entropy in the thermodynamic limit. However, a consistent formulation of statistical physics for non-equilibrium systems is still not found. Neither are the microscopic conditions for local equilibrium fully understood.

Stochastic Thermodynamics

In recent years experimental techniques have progressed. Now it is possible to manipulate single macromolecules and colloidal particles on a sub-micrometer scale: These objects and their environments are neither in the thermodynamic limit, nor necessarily close to equilibrium [41]. For these cases the second law of thermodynamics no longer holds in its original formulation [18]: The entropy can measurably *decrease*. However, the ensemble *average* change in entropy remains positive. The consistent formulation of thermodynamic concepts in these heavily fluctuating systems is called *Stochastic Thermodynamics*. In terms of statistical physics, the phase space is partitioned into experimentally observable states. Under the conditions of the chaotic hypothesis, the dynamics on these *mesoscopic* states appears stochastic.

The interesting observables are not only defined on the states: Fluxes and currents are important as well. So in general, thermodynamic observables are defined on single random trajectories, as Seifert [40] describes in a very nice and comprehensive review.

I assume that the partition of phase space is finite, *i. e.* only finitely many different mesoscopic states can be measured experimentally. Thus, the mesoscopic phase space is a finite set with a structure describing neighborhood relations. Mathematically, this abstract idea is formalized as a so called *graph*. Graph theory deals with the properties of these structures.

Fluctuation Relations

Stochastic thermodynamics allows us to investigate the fluctuations around expectation values more thoroughly: In small biological systems these fluctuations can provide crucial function. Arguably, the most astonishing insights from stochastic thermodynamics are the so called *Fluctuation Relations*. For different fluctuating thermodynamic quantities like exchanged work, heat or entropy production, these relations describe symmetries relating the positive and the negative part of the probability distribution. They generalize fluctuation-dissipation relations to regimes arbitrarily far from equilibrium [21, 35] and contain the second law as a special case — now as a statement about (ensemble) averages. A first proof was due to Gallavotti and Cohen [20] and later this work was generalized to systems with Markovian dynamics on a continuous [29] and a discrete [30] state space. A very abstract formulation for deterministic dynamics was proven by Wojtkowski [44]. In view of these proofs, the fluctuation relations are sometimes called fluctuation *theorems*, even in contexts where a proof is still missing. For many very different and apparently unrelated systems the fluctuation relations were experimentally and numerically tested: granular matter [27, 33], turbulent flow [3, 9], shear flow [4, 39], chemical oscillatory waves [37], electrical circuits [22], colloidal particles [41], and even macroscopic mechanical oscillators [13]. Some of the conceptual problems of the attempts to experimentally or numerically verify the fluctuation relations have been discussed in reference [45].

This Thesis

This thesis is divided into six chapters. The first two chapters form the mathematical basis of the thesis. They cover the theories of graphs and probability with various aspects. Their common denominator are Markovian jump processes that are covered in the third chapter. Additionally, this chapter targets the fluctuations of current-like observables on Markovian jump processes. The fourth chapter is a mathematical formulation of stochastic thermodynamics for these kinds of stochastic processes. The fifth chapter presents a local coarse graining of given stochastic systems. The last chapter analyzes a concrete model system with the tool set introduced in all the other chapters.

1 General Notation

I expect the reader is familiar with the basic concepts of sets, groups, fields, vector spaces, and functions on these structures. So the following might be considered redundant or superfluous, but unluckily there are different conflicting notations and conventions in use. In order to avoid confusion, I restrict myself to the following notation for this thesis:

- 1.1 Definition** A *set* is an unordered collection of elements. Sets are written with curly braces, so $\{1, 2\} = \{2, 1\} = \{2, 1, 1\}$ are three descriptions of the same set. A *tuple* is an ordered collection of elements. Tuples are written with parentheses, so $(1, 2) \neq (2, 1) \neq (2, 1, 1)$ are three different tuples. A tuple with d elements is also called d -*tuple*.
- 1.2 Definition** Let Ω be a set. Another set U is a *subset* of Ω if every element of U also is an element of Ω . I will write $U \subset \Omega$ to denote a subset relation.
- 1.3 Example** The empty set $\emptyset \subset \Omega$ is a subset of every set Ω . A set $\Omega \subset \Omega$ is always a subset of itself.
- 1.4 Definition** For a set Ω , the *set of subsets* or the *power set* is $\mathfrak{P}(\Omega) := \{U \subset \Omega\}$.
- 1.5 Definition** The *cardinality* of a set Ω is the number of elements in Ω , written $|\Omega|$. A set is *finite* if its cardinality is finite.
- 1.6 Example** The cardinality of $\{0, 1, 2, 3\}$ is $|\{0, 1, 2, 3\}| = 4$. For any finite set Ω the power set has cardinality $|\mathfrak{P}(\Omega)| = 2^{|\Omega|}$.
- 1.7 Definition** The symbol $\mathbb{N} = \{1, 2, 3, \dots\}$ denotes the natural numbers, excluding zero. The integers, the reals, and the complex numbers are represented by \mathbb{Z} , \mathbb{R} , and \mathbb{C} , respectively.
- 1.8 Definition** Let Ω be a set and \mathbb{F} be a field. The functions on Ω taking values in \mathbb{F} are denoted by

$$\mathbb{F}^\Omega := \{f: \Omega \rightarrow \mathbb{F} \mid f \text{ is a mapping}\}.$$

- 1.9 Proposition** The space \mathbb{F}^Ω is an \mathbb{F} -vector space with the induced operations

$$\begin{aligned} f_1 + f_2 &: x \mapsto f_1(x) + f_2(x), \\ \alpha f_1 &: x \mapsto \alpha f_1(x) \end{aligned}$$

for any $f_1, f_2 \in \mathbb{F}^\Omega$, $x \in \Omega$, and any $\alpha \in \mathbb{F}$.

1.10 Definition Let two spaces Ω_1, Ω_2 be isomorphic. I indicate this by $\Omega_1 \simeq \Omega_2$.

1.11 Example The groups $(\{0, 1\}, +) \simeq (\{1, -1\}, \cdot)$ are isomorphic, just like the \mathbb{R} -vector spaces $\mathbb{R}^{\{0,1\}} \simeq \mathbb{R}^2 \simeq \mathbb{C}$.

1.12 Definition The *standard scalar product* of two vectors $x, y \in \mathbb{R}^d$ is written

$$x \cdot y = \sum_{i=1}^d x_i y_i,$$

where $x = (x_1, \dots, x_d)$, $y = (y_1, \dots, y_d)$.

1.13 Definition Let X be a logical statement that can be either true or false. Then the *Iverson bracket* is defined as

$$\llbracket X \rrbracket := \begin{cases} 1, & \text{if } X \text{ is true,} \\ 0, & \text{if } X \text{ is false.} \end{cases}$$

1.14 Example There are several important special cases of the Iverson bracket:

- The Kronecker symbol can be written as $\delta_j^i = \llbracket i = j \rrbracket$.
- The Heaviside step function is represented by $\Theta(x) = \llbracket x \geq 0 \rrbracket$.
- The signum function is given by $\text{sgn}(x) = \llbracket x > 0 \rrbracket - \llbracket x < 0 \rrbracket$.
- The indicator function of a set Ω is $\mathbb{1}_\Omega(x) = \llbracket x \in \Omega \rrbracket$.

Graph Theory

This thesis addresses stochastic dynamics on finite spaces. Thus, it is important to understand the structure of these spaces. Graph theory provides a concise and convenient tool set addressing exactly that need.

Just as in other fields of mathematics, there are different conventions in use. In this chapter I present a consistent set of definitions, notations and results. My convention is a mix based on different sources [10, 12, 24, 28] but tailored for the later use in stochastic dynamics. I will treat directed graphs as undirected when it comes to topology, *cf.* definitions below. On the other hand, directed graphs are more convenient to analyze with algebraic methods. Consequently, the difference between directed and undirected is not as important as it might seem initially.

2 Fundamentals of Graph Theory

2.1 Definition Given two countable sets \mathcal{V} and \mathcal{E} together with a map $\iota: \mathcal{E} \rightarrow \mathcal{V} \times \mathcal{V}$. This triple $\mathcal{G} = (\mathcal{V}, \mathcal{E}, \iota)$ is called a *directed Graph*. The set \mathcal{V} is called *vertex set*, its elements are *vertices*. The set \mathcal{E} is called *edge set*, its elements are *edges*. The map ι is called *incidence map*.

2.2 Definition Let $\mathcal{G} = (\mathcal{V}, \mathcal{E}, \iota)$ be a graph. The cardinality of the vertex set is called the *order* of the graph \mathcal{G} . The order is written as $|\mathcal{G}| := |\mathcal{V}|$ and it can be finite or infinite. A graph is *finite* if its order is finite. The cardinality of the edge set will be abbreviated as $\|\mathcal{G}\| := |\mathcal{E}|$.

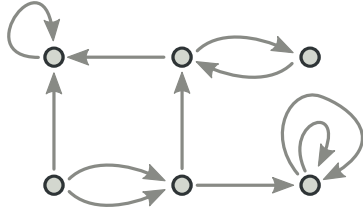
2.3 Remark I will sometimes refer to the vertex and edge sets of a graph \mathcal{G} as $\mathcal{V}(\mathcal{G})$ and $\mathcal{E}(\mathcal{G})$, respectively.

2.4 Definition The incidence map defines two more maps $\iota = (o, t)$. For a given edge $e \in \mathcal{E}$ the vertex $o(e) \in \mathcal{V}$ is called *origin* or *source*, the vertex $t(e) \in \mathcal{V}$ is called *tail* or *end* of e . If a vertex is either origin or tail of an edge, this vertex and edge are said to be *incident*. Two edges are *incident* if they have a vertex in common. The origin and end of an edge are *connected* by e or simply *adjacent*. An edge is called *loop* if its origin and tail coincide.

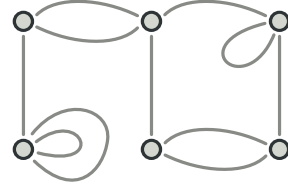
2.5 Definition Given a vertex set \mathcal{V} and an edge set \mathcal{E} . Let $\mathcal{U} = \{U \subset \mathcal{V} : 1 \leq |U| \leq 2\}$ be the set of non-empty subsets with at most two elements. An incidence map $\iota: \mathcal{E} \rightarrow \mathcal{U}$ makes the triple $(\mathcal{V}, \mathcal{E}, \iota)$ an *undirected graph*. The concepts introduced in definition 2.4 are used for undirected graphs as well, except the fact that the incidence map does not distinguish between origin and tail.

2.6 Remark The above definitions include the case, where for two different edges e and e' we have both $o(e) = o(e')$ and $t(e) = t(e')$. Some authors explicitly exclude these so called *multiple edges* from the definition of a graph. Sometimes also loops are explicitly forbidden. Unless stated otherwise, I will always allow both.

Graphs can be represented in a very intuitive way: For a vertex you draw a dot. In directed graphs you depict edges as arrows from origin to end. For undirected graphs you draw edges as lines connecting the incident vertices, cf. figure 2.1. Note that neither the angles between edges nor the curvature of the edges encode structural properties of a graph.



(a) A directed graph \mathcal{G}_a .



(b) An undirected graph \mathcal{G}_b .

Figure 2.1: Two examples for graphs with multiple edges. The structures are different although in both cases $|\mathcal{G}_a| = |\mathcal{G}_b| = 6$ and $\|\mathcal{G}_a\| = \|\mathcal{G}_b\| = 11$.

2.7 Definition Given a graph \mathcal{G} . If there is at most one edge connecting any two vertices, we call \mathcal{G} a *simple graph*.

For undirected graphs, this requirement is equivalent to the incidence map ι being injective — for directed graphs this requirement is a little bit stronger. A vertex with a loop is a simple graph. Figure 2.2 shows an example of a nontrivial simple graph. The graphs in figure 2.3 are not simple. The description of a simple graph is much easier, since the edge set \mathcal{E} can be identified with $\iota(\mathcal{E})$. Thus, a directed or undirected edge connecting the vertices v_1 and v_2 can uniquely be written as (v_1, v_2) or $\{v_1, v_2\}$, respectively.

The structure of a graph can be described in a very convenient way: If the graph is finite, all the relevant information can be gathered in matrices.

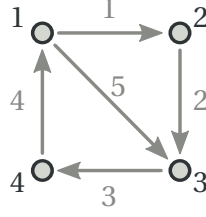


Figure 2.2: A simple directed graph \mathcal{G}_c with labelled vertices and edges. The edges can be written as $e_1 = (v_1, v_2)$, $e_5 = (v_1, v_3)$, $e_4 = (v_4, v_1)$, etc.

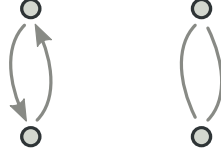


Figure 2.3: These two graphs are not simple, cf. definition 2.7.

2.8 Definition Let $v \in \mathcal{V}(\mathcal{G}) = \{v_1, v_2, \dots, v_N\}$ be a vertex in a finite graph. Its *degree* d_v is given by the number of incident edges, counting loops twice. The *degree matrix* of a graph is the diagonal matrix $\mathbb{D} = \text{diag}(d_{v_1}, d_{v_2}, \dots, d_{v_N})$.

2.9 Example The degree matrix of the graph \mathcal{G}_c in figure 2.2 is $\mathbb{D} = \text{diag}(3, 2, 3, 2)$.

2.10 Definition Let \mathcal{G} be a graph. Let $\mathcal{V}(\mathcal{G}) = \{v_1, v_2, \dots, v_N\}$ be its vertex set and $\mathcal{E}(\mathcal{G})$ be its edge set. The matrix $\mathbb{A} \in \mathbb{R}^{N \times N}$ with entries

$$\begin{aligned} a_j^i &:= |\{e \in \mathcal{E}(\mathcal{G}) \mid \iota(e) = (v_i, v_j) \vee \iota(e) = (v_j, v_i)\}| \\ &= \sum_{e \in \mathcal{E}} [\iota(e) = (v_i, v_j) \vee \iota(e) = (v_j, v_i)] \end{aligned}$$

is the *adjacency matrix* of the graph \mathcal{G} . For undirected graphs, the tuples (v_i, v_j) have to be replaced by sets $\{v_i, v_j\}$. Thus, the adjacency matrix is always symmetric.

This definition of the adjacency matrix faithfully encodes the structure of undirected finite graphs. For directed graphs, the *incidence matrix* is a more powerful tool. I will give a definition in the next section, together with further applications and properties.

2.11 Example The adjacency matrix of \mathcal{G}_c is

$$\mathbb{A} = \begin{pmatrix} 0 & 1 & 1 & 1 \\ 1 & 0 & 1 & 0 \\ 1 & 1 & 0 & 1 \\ 1 & 0 & 1 & 0 \end{pmatrix}.$$

Some concepts can only be applied to directed graphs. Thus, we need a tool to transform an undirected graph into a directed one.

2.12 Definition Let $\mathcal{G} = (\mathcal{V}, \mathcal{E}, \iota)$ be an undirected graph and let $e \in \mathcal{E}$ be an edge. Let $\{v_1, v_2\} = \iota(e)$ denote the vertices incident to e . An assignment $e \mapsto (v_1, v_2) \in \mathcal{V} \times \mathcal{V}$ is called an *orientation* of e . The oriented edge e is denoted e^+ . Assigning an orientation to every edge makes \mathcal{G} a directed graph.

2.13 Remark In a directed graph, every edge has a natural orientation given by $\iota(e)$. We write e^+ to denote an edge with its natural orientation.

2.14 Definition Let \mathcal{G} be a directed graph and $e \in \mathcal{E}(\mathcal{G})$ be an edge. Then $(t(e), o(e))$ is the *inverted orientation* of e . The edge with inverted orientation is denoted e^- . Formally, it is not an element of the edge set $\mathcal{E}(\mathcal{G})$. Nonetheless, the definition $(e^-)^- := e^+$ makes sense.

In the following, directed edges without superscript have no specified orientation. Inversion will be understood as a relative operation.

2.15 Definition Let $\mathcal{G} = (\mathcal{V}, \mathcal{E}, \iota)$ be a graph. A tuple of consecutively incident vertices and edges $\gamma = (v_0, e_1, v_1, e_2, \dots, v_{n-1}, e_n, v_n)$ is called a *semiwalk* from v_0 to v_n . If \mathcal{G} is directed, the edges need not occur with their natural orientation. If the orientations of all edges are aligned, *i. e.* $t(e_i) = v_i = o(e_{i+1})$ for $1 \leq i \leq n-1$, then the semiwalk is a *walk* from v_0 to v_n . Choosing a suitable orientation for the edges turns any semiwalk into a walk. For undirected graphs, there is no distinction between walks and semiwalks. The number n of edges is referred to as *length* of the semiwalk. The ordered set of vertices (v_0, v_1, \dots, v_n) is called *trail* of the semiwalk. The first vertex $v_0 =: o(\gamma)$ is the *origin* of the semiwalk, the last vertex $v_n =: t(\gamma)$ is its *end*.

2.16 Remark In the following I will denote a semiwalk by its edges, *i. e.* $\gamma = (e_1, \dots, e_n)$. That should not be a source of confusion. For simple graphs, the trail determines a walk, so that sometimes it will be convenient to write $\gamma = (v_0, v_1, \dots, v_n)$.

2.17 Example Let us reconsider the graph \mathcal{G}_c depicted in figure 2.2. The tuple of edges $\gamma = (e_1, e_2, e_5, e_4, e_3, e_3, e_4, e_5)$ is a semiwalk from v_1 to v_3 . With the orientations $(e_1^+, e_2^+, e_5^-, e_4^-, e_3^-, e_3^+, e_4^+, e_5^+)$ it is a walk from v_1 to v_3 . Its trail is given by $(v_1, v_2, v_3, v_1, v_4, v_3, v_4, v_1, v_3)$.

2.18 Definition If all the vertices in the trail of a (semi)walk are distinct, we call the (semi)walk a *(semi)path* from v_0 to v_n . If $o(\gamma) = t(\gamma)$ the (semi)walk or the (semi)path is *closed*. A path of length 0, *i. e.* the trail consists only of one vertex, is called *trivial*. A trivial path is always closed.

2.19 Definition A graph is called *connected* if for every two vertices v and v' there is a semipath from v to v' . Note that on a directed graph every semipath can be turned into a path by aligning the orientations of the edges.

2.20 Remark For directed graphs one typically defines more subtle concepts of connectedness, but I will not deal with them in this thesis. As already mentioned, I treat directed graphs as undirected when it comes to topology, after all connectedness is a topological concept. The rationale is the following: With the above definition of connectedness, choosing orientations on a *connected undirected* graph results in a *connected directed* graph.

2.21 Definition A connected graph with constant vertex degree 2 is a *semicircuit*. A *semicircuit* is a *circuit* if all edges (with their natural orientation) form a path. I will denote a simple *semicircuit* of order N by \mathcal{C}^N . Note that also $\|\mathcal{C}^N\| = N$. Furthermore, for $N \neq 2$ a *semicircuit* is a simple graph.

2.22 Example A *semicircuit* \mathcal{C}^1 is a vertex with a loop and therefore always is a *circuit*. Two vertices with two connecting edges are a *semicircuit* \mathcal{C}^2 , *cf.* figure 2.3. Two *semicircuits* \mathcal{C}^6 are depicted in figure 2.4, one undirected and one directed.




Figure 2.4: Two *semicircuits* of type \mathcal{C}^6 .

2.23 Definition Let $\mathcal{G}_1 = (\mathcal{V}_1, \mathcal{E}_1, \iota_1)$ be a graph. Let $\mathcal{V}_2 \subset \mathcal{V}_1$ and $\mathcal{E}_2 \subset \mathcal{E}_1$ be subsets, such that $\iota_2 := \iota_1|_{\mathcal{E}_2}$ maps to $\mathcal{V}_2 \times \mathcal{V}_2$. Then $\mathcal{G}_2 = (\mathcal{V}_2, \mathcal{E}_2, \iota_2)$ is called a *subgraph* of \mathcal{G}_1 . The subgraph \mathcal{G}_2 is called *spanning subgraph* if $\mathcal{V}_2 = \mathcal{V}_1$.

2.24 Definition Let $\mathcal{G}_1 = (\mathcal{V}_1, \mathcal{E}_1, \iota_1)$ and $\mathcal{G}_2 = (\mathcal{V}_2, \mathcal{E}_2, \iota_2)$ be two graphs with incidence maps $\iota_1 = (o_1, t_1)$ and $\iota_2 = (o_2, t_2)$. A mapping $\theta: \mathcal{G}_1 \rightarrow \mathcal{G}_2$ that is compatible with the incidence maps is called *graph homomorphism*. That means it consists of two parts $\theta_{\mathcal{V}}: \mathcal{V}_1 \rightarrow \mathcal{V}_2$ and $\theta_{\mathcal{E}}: \mathcal{E}_1 \rightarrow \mathcal{E}_2$ such that $o_2 \circ \theta_{\mathcal{E}} = \theta_{\mathcal{V}} \circ o_1$ and $t_2 \circ \theta_{\mathcal{E}} = \theta_{\mathcal{V}} \circ t_1$. In case of undirected graphs, a map θ is a homomorphism if orientations on the graphs exist, such that the above relations are satisfied.

2.25 Example Let \mathcal{G}_2 be a subgraph of \mathcal{G}_1 . Then the natural inclusion $\mathcal{G}_2 \hookrightarrow \mathcal{G}_1$ is a graph homomorphism. Any injective graph homomorphism can be understood as a subgraph relation.

2.26 Definition A bijective graph homomorphism is called *graph isomorphism*. If a graph isomorphism from \mathcal{G}_1 , onto \mathcal{G}_2 exists, the graphs said to be *isomorphic*, written $\mathcal{G}_1 \simeq \mathcal{G}_2$.

2.27 Definition Let \mathcal{G} be a graph and \mathcal{C}^N be a (semi)circuit. Let $\theta: \mathcal{C}^N \rightarrow \mathcal{G}$ a graph homomorphism and let $\zeta = \theta(\mathcal{C}^N)$ be the image. If θ is injective, then $\zeta \simeq \mathcal{C}^N$ is a (semi)circuit in \mathcal{G} . If θ is not injective, then the image $\zeta = \theta(\mathcal{C}^N)$ corresponds to a class of closed (semi)walks of length N whose sequences of edges are identical up to cyclic permutations. In this case ζ is called (semi)cycle in \mathcal{G} .

Obviously, not all graphs have semicircuits as subgraphs.

2.28 Definition A graph that does not contain a semicircuit as a subgraph is called *forest*. A connected forest is a *tree*. An example is depicted in figure 2.5.

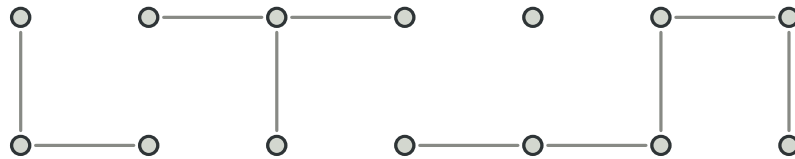


Figure 2.5: An undirected forest \mathcal{F} with $|\mathcal{F}| = 14$ and $\|\mathcal{F}\| = 10$. It consists of 4 connected components, each of which is a tree.

2.29 Proposition Every connected component of a forest is a tree. For every finite forest \mathcal{F} with k connected components we have $\|\mathcal{F}\| = |\mathcal{F}| - k$.

2.30 Proposition Let \mathcal{T} be a tree and $v_1, v_2 \in \mathcal{V}(\mathcal{T})$ be two vertices. Then there is a unique path from v_1 to v_2 .

3 Algebraic Structures on Graphs

In this section I construct vector spaces over a field \mathbb{F} for a given finite graph \mathcal{G} . Algebraic methods provide a nice language and make many proofs very short and intuitive.

For undirected graphs I always assume the two-element field, \mathbb{F}_2 , for directed graphs I assume the field of real numbers, \mathbb{R} . This difference allows to basically use the same definitions, as will become clear later on. For further reading on algebraic graph theory I recommend the book of Knauer [28] in which the omitted proofs of this section can be found.

3.1 Definition Let $\mathcal{G} = (\mathcal{V}, \mathcal{E}, \iota)$ be a graph. The space $C_0(\mathcal{G}) := \mathbb{F}^{\mathcal{V}}$ is called *vertex space*, the space $C_1(\mathcal{G}) := \mathbb{F}^{\mathcal{E}}$ is the *edge space*. The elements of $C_0(\mathcal{G})$ are called *0-chains*, the elements of $C_1(\mathcal{G})$ are *1-chains*.

3.2 Definition Given a vertex $x \in \mathcal{V}$ or an edge $x \in \mathcal{E}$. Its indicator function is

$$\mathbb{1}_x: y \mapsto \llbracket x = y \rrbracket$$

and an element of $C_0(\mathcal{G})$ or $C_1(\mathcal{G})$, respectively. Thus $\mathbb{1}_{\mathcal{V}} \in C_0(\mathcal{G})$ and $\mathbb{1}_{\mathcal{E}} \in C_1(\mathcal{G})$.

3.3 Proposition The two sets $\mathbb{1}_{\mathcal{V}}$ and $\mathbb{1}_{\mathcal{E}}$ form bases of the corresponding \mathbb{F} -vector spaces.

3.4 Definition The basis in the preceding proposition are called *standard vertex basis* and *standard edge basis*.

3.5 Proposition Obviously we have $\dim C_0(\mathcal{G}) = |\mathcal{G}|$ and $\dim C_1(\mathcal{G}) = \|\mathcal{G}\|$.

3.6 Remark In the following I will always identify a vertex or an edge with its indicator function and regard the vertex and edge spaces as linear spans of the vertex and edge sets. The formal difference is that the basis $\mathbb{1}_{\mathcal{V}}$ is a tuple of vectors. Thus, ordering of the elements is important, whereas in the set \mathcal{V} the order is irrelevant.

3.7 Remark Let \mathcal{G} be a directed graph and $e \in \mathcal{E}(\mathcal{G})$ be an edge. As already noted, the edge with inverted orientation e^- formally is not an element of $\mathcal{E}(\mathcal{G})$. However, it can be identified with the 1-chain $(-1) \cdot e \in C_1(\mathcal{G})$.

3.8 Definition For $\ell \in \{0, 1\}$ let (x_1, \dots, x_N) be the standard basis of $C_\ell(\mathcal{G})$. The *standard scalar product* on $C_\ell(\mathcal{G})$ is given by the linear extension of

$$\langle x_i, x_j \rangle := \delta_j^i \equiv \llbracket i = j \rrbracket.$$

3.9 Remark The edge space $C_1(\mathcal{G})$ is a finite dimensional vector space. Therefore, the scalar product gives a tool to identify $C_1(\mathcal{G})$ with its dual space $C_1^*(\mathcal{G})$, i. e. the space of linear functionals on $C_1(\mathcal{G})$. So in view of remark 3.7, it makes sense to define $f(e^-) := f(-e) := -f(e)$. Thus, in a sense, 1-chains are “linear”. Functions on oriented edges not satisfying anti-symmetry are not considered elements of the edge space $C_1(\mathcal{G})$.

3.10 Definition The numbers $f^j := \langle f, x_j \rangle \in \mathbb{F}$ are the *components* of $f \in C_\ell(\mathcal{G})$ with respect to the basis (x_1, \dots, x_N) . Thus every ℓ -chain can uniquely be written as

$$f = \sum_{j=1}^N f^j x_j =: (f^1, \dots, f^N).$$

There are two important maps taking 0-chains into 1-chains and vice versa:

3.11 Definition Let $e \in \mathcal{E}(\mathcal{G}) \subset C_1(\mathcal{G})$ be an edge. Then the 0-chain

$$\partial e := o(e) - t(e) \in C_0(\mathcal{G})$$

is called the *boundary* of e .

3.12 Definition Let $v \in \mathcal{V}(\mathcal{G}) \subset C_0(\mathcal{G})$ be a vertex and $\mathcal{E} = \mathcal{E}(\mathcal{G}) \subset C_1(\mathcal{G})$ be the edge set. Then the 1-chain

$$\partial^* v := \sum_{e \in \mathcal{E}} (\llbracket v = o(e) \rrbracket - \llbracket v = t(e) \rrbracket) e \in C_1(\mathcal{G})$$

is the *coboundary* of v .

3.13 Remark Note that, if \mathcal{G} is undirected, the above definitions still make sense: In \mathbb{F}_2 addition and subtraction are the exact same operation and $o(e)$ and $t(e)$ are just the two vertices incident to the edge e , in arbitrary order.

3.14 Definition The two operations ∂ and ∂^* can be linearly extended to the spaces $C_1(\mathcal{G})$ and $C_0(\mathcal{G})$, respectively. They are the *boundary* and *coboundary operators*.

3.15 Remark Both the coboundary and the boundary operator can be thought of as some form of discrete derivative.

3.16 Example Let the vertices and edges of the graph \mathcal{G}_c be labelled as in figure 2.2. Then we have

$$\begin{aligned} \partial(e_1 + e_2) &= v_1 - v_2 + v_2 - v_3 = v_1 - v_3 \\ \partial^*(v_1 + v_2 + v_3) &= -e_4 + e_5 + e_1 - e_1 + e_2 - e_2 - e_5 + e_3 = e_3 - e_4 \end{aligned}$$

3.17 Proposition *The boundary and coboundary operators are dual with respect to the standard scalar products on $C_0(\mathcal{G})$ and $C_1(\mathcal{G})$. That means for any $f_1 \in C_1(\mathcal{G})$ and $f_0 \in C_0(\mathcal{G})$ we have*

$$\langle \partial f_1, f_0 \rangle = \langle f_1, \partial^* f_0 \rangle.$$

PROOF Let (v_1, \dots, v_N) and (e_1, \dots, e_M) denote the standard bases. Then for any v_j, e_i we have

$$\begin{aligned} \langle \partial^* v_j, e_i \rangle &= \sum_{\ell=1}^M (\llbracket v_j = o(e_\ell) \rrbracket - \llbracket v_j = t(e_\ell) \rrbracket) \langle e_\ell, e_i \rangle \\ &= \llbracket v_j = o(e_i) \rrbracket - \llbracket v_j = t(e_i) \rrbracket = \langle v_j, o(e_i) \rangle - \langle v_j, t(e_i) \rangle \\ &= \langle v_j, \partial e_i \rangle. \end{aligned}$$

Linearity completes the proof. \square

3.18 Proposition *Let \mathcal{G} be a graph. A cycle $\zeta = (e_1, \dots, e_n)$ can be identified with the element $e_1 + \dots + e_n \in C_1(\mathcal{G})$. With this identification we can say that ζ does not have a boundary or $\partial \zeta = 0$.*

This observation justifies the following

3.19 Definition The kernel of the boundary operator is the *cycle space*,

$$Z(\mathcal{G}) := \ker \partial \subset C_1(\mathcal{G}),$$

its elements are *cycles*. This generalizes definition 2.27. The image of the coboundary operator is called *cocycle space*,

$$Z^\perp(\mathcal{G}) := \text{im } \partial^* \subset C_1(\mathcal{G}),$$

its elements are *cocycles*.

3.20 Proposition *With the standard scalar product on $C_1(\mathcal{G})$, the cocycle space is the orthogonal complement of the cycle space, and therefore $C_1(\mathcal{G}) = Z(\mathcal{G}) \oplus Z^\perp(\mathcal{G})$.*

PROOF Let $z \in Z(\mathcal{G})$ be a cycle and let $\partial^* f \in Z^\perp(\mathcal{G})$ be a cocycle, where $f \in C_0(\mathcal{G})$ is a 0-chain. Then

$$\langle \partial^* f, z \rangle = \langle f, \partial z \rangle = 0.$$

\square

3.21 Example (Electrical networks) Cycles and cocycles are a mathematical generalization of what was known in physics for a long time: Electric potentials u are functions on the vertices, *i. e.* elements of $C_0(\mathcal{G})$. Their edgewise differences $\partial^*u \in Z^\perp(\mathcal{G}) \subset C_1(\mathcal{G})$ are voltages. Thus proposition 3.20 is Kirchhoff's mesh law. Currents are functions on the edges as well. On every vertex in the network the currents add up to zero, according to Kirchhoff's current law. In other words, currents have no boundary and thus are elements of the cycle space $Z(\mathcal{G})$.

3.22 Definition The matrix representation of the boundary operator ∂ in the standard bases of $C_0(\mathcal{G})$ and $C_1(\mathcal{G})$ is called *incidence matrix* and denoted as \mathbb{B} . Its transpose, \mathbb{B}^T , is the matrix representation of ∂^* in the standard bases.

The incidence matrix encodes the structure of a directed graph. However, this definition of the incidence matrix does not encode loops. They have no boundary and do not lie in the image of the coboundary operator.

3.23 Example Let the edges and vertices of the graph \mathcal{G}_c be labeled as in figure 2.2. Then its incidence matrix is given by

$$\mathbb{B} = \begin{pmatrix} 1 & 0 & 0 & -1 & 1 \\ -1 & 1 & 0 & 0 & 0 \\ 0 & -1 & 1 & 0 & -1 \\ 0 & 0 & -1 & 1 & 0 \end{pmatrix}$$

3.24 Definition The operator $\Delta = \partial \circ \partial^*: C_0(\mathcal{G}) \rightarrow C_0(\mathcal{G})$ is called *combinatorial Laplacian*. Its matrix representation in the standard basis is $\mathbb{L} = \mathbb{B}\mathbb{B}^T$.

3.25 Example For the graph \mathcal{G}_c we have

$$\mathbb{L} = \begin{pmatrix} 3 & -1 & -1 & -1 \\ -1 & 2 & -1 & 0 \\ -1 & -1 & 3 & -1 \\ -1 & 0 & -1 & 2 \end{pmatrix}.$$

3.26 Proposition Let \mathcal{G} be a directed graph without loops and let \mathbb{A} be its adjacency matrix and \mathbb{D} its degree matrix, cf. definitions 2.10 and 2.8. Then $\mathbb{L} = \mathbb{D} - \mathbb{A}$. Hence, the Laplacian is invariant under change of orientation of any edge. [10]

4 Topological Concepts for Graphs

Topology helps to understand the basic structure of a graph. Moreover, topological considerations allow us to find intuitive bases of the cycle space $Z(\mathcal{G})$ and the cocycle space $Z^\perp(\mathcal{G})$. The omitted proofs of this section can be found in the references [24, 28].

4.1 Definition Let $\gamma = (e_1, e_2, \dots, e_{n-1}, e_n)$ be a semiwalk on a graph. The *reverse semiwalk* is defined to be $\gamma^{-1} := (e_n^-, e_{n-1}^-, \dots, e_2^-, e_1^-)$. On undirected graphs, there is no orientation and consequently no edgewise orientation inversion is required, only the order is reversed.

4.2 Definition Let $\gamma_1 = (e_1, e_2, \dots, e_n)$ be a semiwalk from v_0 to v_n . Furthermore, let $\gamma_2 = (e_{n+1}, e_{n+2}, \dots, e_m)$ be a semiwalk from v_n to v_m . The semiwalk

$$\gamma_2 \circ \gamma_1 := (e_1, e_2, \dots, e_n, e_{n+1}, e_{n+2}, \dots, e_m)$$

from v_0 to v_m is the *composition* of the two semiwalks.

4.3 Definition Let $\gamma = (e_1, e_2, \dots, e_{i-1}, e_i, e_i^-, e_{i+1}, \dots, e_n)$ be a semiwalk with one edge occurring multiple times in succession but (on directed graphs) with opposite orientation. The semiwalk $\gamma' = (e_1, e_2, \dots, e_{i-1}, e_{i+1}, \dots, e_n)$ is a *reduction* of γ . On the other hand, γ is an *expansion* of γ' .

4.4 Remark The composition of a semiwalk with its reverse semiwalk reduces to a trivial path.

4.5 Definition Let \mathcal{G} be a graph and let $v \in \mathcal{V}(\mathcal{G})$ be a vertex. Let Γ_v denote the set of all closed walks starting and ending at v . Two closed walks $\gamma, \gamma' \in \Gamma_v$ are *homotopic* if they can be transformed into one another by reduction or expansion of an arbitrary amount of edges. We denote this equivalence relation by $\gamma \sim \gamma'$. The factor space Γ_v / \sim forms a group under composition of walks. This group is denoted as $\pi_1(\mathcal{G}, v)$. If \mathcal{G} is connected, then for another vertex v' we have $\pi_1(\mathcal{G}, v) \simeq \pi_1(\mathcal{G}, v')$. This abstract group $\pi_1(\mathcal{G})$ is the *fundamental group* of the connected graph \mathcal{G} .

4.6 Proposition Let \mathcal{T} be a tree. Then the fundamental group $\pi_1(\mathcal{T})$ is the trivial group consisting of one element only. This one element is the homotopy class of the trivial path. The converse is also true: If \mathcal{G} is a connected graph with trivial fundamental group, then it is a tree.

4.7 Example Let \mathcal{C}^N be a circuit. Then the fundamental group $\pi_1(\mathcal{C}^N) \simeq \mathbb{Z}$ is given by the integers. It counts the winding number of a closed walk in \mathcal{C}^N .

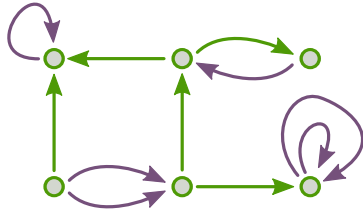
For a graph with non-trivial fundamental group, there is a connection between the fundamental group and special subgraphs, the spanning trees:

4.8 Definition Let \mathcal{G} be a graph. Every spanning subgraph that is a forest is called *spanning forest*, a connected spanning forest is a *spanning tree*.

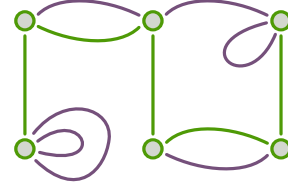
4.9 Proposition Every graph has a spanning forest. Every connected graph has a spanning tree.

4.10 Remark Typically, a connected graph has many different spanning trees.

4.11 Definition Let \mathcal{G} be a connected graph with spanning tree \mathcal{T} . The elements of $\mathcal{H}(\mathcal{T}) := \mathcal{E}(\mathcal{G}) \setminus \mathcal{E}(\mathcal{T})$ are called *chords* of the spanning tree \mathcal{T} .



(a) A spanning tree of \mathcal{G}_a .



(b) A spanning tree of \mathcal{G}_b .

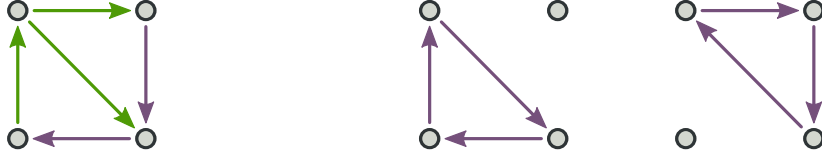
Figure 4.6: Examples of spanning trees for the graphs from figure 2.1. The spanning trees are depicted in green, their chords are colored violet.

Spanning trees and chords are tools to construct very intuitive bases for the cycle and the cocycle spaces. We begin with the cycle space $Z(\mathcal{G})$:

4.12 Definition Adding a chord $\eta \in \mathcal{H}(\mathcal{T})$ to a spanning tree \mathcal{T} creates a semicircuit $\zeta \in C_1(\mathcal{G})$ as a subgraph of $\mathcal{T} + \eta$. Aligning the orientation of its edges in the tree to fit the orientation of η , if necessary, turns ζ into a circuit $\zeta_\eta \in Z(\mathcal{G})$. This circuit ζ_η is called *fundamental cycle* corresponding to η .

A non-trivial example for fundamental cycles is shown in figure 4.7.

4.13 Proposition Let \mathcal{T} be a spanning tree of a graph \mathcal{G} . The set $\{\zeta_\eta \mid \eta \in \mathcal{H}(\mathcal{T})\}$ of fundamental cycles is a basis of the cycle space $Z(\mathcal{G})$.


 (a) A spanning tree of \mathcal{G}_c .

 (b) Two fundamental cycles of \mathcal{G}_c .

Figure 4.7: A spanning tree for the graph \mathcal{G}_c from figure 2.2 directly gives a set of fundamental cycles: The spanning tree (a) is depicted in green, its chords are colored violet. Every chord provides one fundamental cycle in (b). The exact construction is given in definition 4.12.

4.14 Remark This basis is not ortho-normalized with respect to the standard scalar product: Let $\eta_i, \eta_j \in \mathcal{H}(\mathcal{T})$ be two chords with fundamental cycles ζ_i, ζ_j . The two fundamental cycles have $|\langle \zeta_i, \zeta_j \rangle|$ edges in common. The sign of the scalar product indicates whether these common edges are aligned. However, by construction we have $\langle \eta_i, \zeta_j \rangle = \zeta_j(\eta_i) = \mathbb{I}[i = j]$ so we can write every cycle $z \in Z(\mathcal{G})$ as

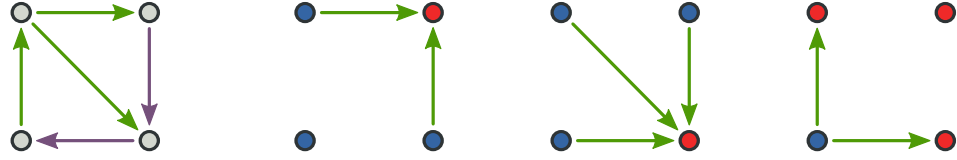
$$z = \sum_{\eta \in \mathcal{H}} z(\eta) \zeta_\eta.$$

4.15 Proposition The fundamental cycles can be identified with generators of the fundamental group $\pi_1(\mathcal{G})$.

4.16 Definition The number of chords is always $b_1 := \dim Z(\mathcal{G}) = \|\mathcal{G}\| - |\mathcal{G}| + 1$ and therefore does not depend on the spanning tree. This number b_1 also counts the number of generators of $\pi_1(\mathcal{G})$ and thus is a topological property of the graph \mathcal{G} . It is called *1st Betti number* or *cyclomatic number*.

There is also a very nice basis for the cocycle space $Z^\perp(\mathcal{G})$ that can be constructed from a given spanning tree \mathcal{T} :

4.17 Definition The spanning tree \mathcal{T} connects all the vertices of \mathcal{G} . Let $\tau \in \mathcal{E}(\mathcal{T})$ be any edge in the spanning tree. Removing this edge from the spanning tree results in a disconnected graph $\mathcal{T} \setminus \{\tau\} = \mathcal{U}_1 \cup \mathcal{U}_2$ with two connected components \mathcal{U}_1 and \mathcal{U}_2 , where $t(\tau) \in \mathcal{V}(\mathcal{U}_1)$ and $o(\tau) \in \mathcal{V}(\mathcal{U}_2)$. Now we define a 0-chain u_τ via $u_\tau(v) := i$ for $v \in \mathcal{V}(\mathcal{U}_i)$ and $i \in \{1, 2\}$. The edge-wise difference $\zeta_\tau^* := \partial^* u_\tau$ is a 1-chain called *fundamental cocycle* corresponding to the edge τ . Note that in the case of an undirected graph, we have $2 = 1 + 1 = 0$ in \mathbb{F}_2 , so the above definitions still make sense.



(a) A spanning tree of \mathcal{G}_c .

(b) Three fundamental cocycles of \mathcal{G}_c .

Figure 4.8: Starting with the spanning tree (a) of the graph \mathcal{G}_c , we can construct fundamental cocycles (b): For every edge of the spanning tree, the graph itself decomposes into two subgraphs, cf. definition 4.17. The vertices of the subgraph \mathcal{U}_1 are colored red, the vertices of the subgraph \mathcal{U}_2 are colored blue. The fundamental cocycle is the sum of all (possibly reoriented) edges that connect \mathcal{U}_2 and \mathcal{U}_1 .

4.18 Remark The fundamental cocycle ζ_τ^* is a sum of the edge τ and some chords: The chord set $\mathcal{H} = \mathcal{H}(\mathcal{T})$ decomposes into the chords $\mathcal{H}_i := \mathcal{H} \cap \mathcal{E}(\mathcal{U}_i)$ contained in \mathcal{U}_i for $i = \{1, 2\}$ and $\mathcal{H}_0 := \mathcal{H} \setminus (\mathcal{H}_1 \cup \mathcal{H}_2)$ connecting \mathcal{U}_1 and \mathcal{U}_2 . Orienting the edges $\eta \in \mathcal{H}_0$ such that $t(\eta) \in \mathcal{V}(\mathcal{U}_1)$ and $o(\eta) \in \mathcal{V}(\mathcal{U}_2)$, we have the representation

$$\zeta_\tau^* = \tau + \sum_{\eta \in \mathcal{H}_0} \eta.$$

In other words: The fundamental cocycle is the sum of all edges of \mathcal{G} connecting \mathcal{U}_2 and \mathcal{U}_1 , possibly reoriented to point from \mathcal{U}_2 to \mathcal{U}_1 .

A non-trivial example for fundamental cocycles is shown in figure 4.8.

4.19 Proposition Let \mathcal{T} be a spanning tree of a graph \mathcal{G} . The set $\{\zeta_\tau^* | \tau \in \mathcal{E}(\mathcal{T})\}$ of fundamental cocycles is a basis of the cocycle space $Z^\perp(\mathcal{G})$.

4.20 Remark Just as for fundamental cycles, this basis of fundamental cocycles is in general not ortho-normalized with respect to the standard scalar product. However, let $\tau_i, \tau_j \in \mathcal{E}(\mathcal{T})$ be two edges of the spanning tree with fundamental cocycles ζ_i^*, ζ_j^* . By construction we have $\langle \tau_i, \zeta_j^* \rangle = \zeta_j^*(\tau_i) = \mathbb{I}[i = j]$ so we can write every cocycle $y \in Z^\perp(\mathcal{G})$ as

$$y = \sum_{\tau \in \mathcal{E}(\mathcal{T})} y(\tau) \zeta_\tau^*.$$

Another very powerful concept from topology that is tightly related to the fundamental group are the so called covering spaces:

4.21 Definition Given a vertex v in a graph \mathcal{G} . The subgraph of \mathcal{G} that contains v and all its incident edges and adjacent vertices is the *neighborhood* of the vertex v ,

abbreviated as $\text{nbh}(v)$. The set of edges $\text{out}(v) := \{e \in \mathcal{E}(\mathcal{G}) \mid o(e) = v\}$ originating at v is the *outset* of v .

4.22 Definition A *covering* of a directed graph \mathcal{G} is a directed graph $\tilde{\mathcal{G}}$ together with a graph homomorphism $\theta: \tilde{\mathcal{G}} \rightarrow \mathcal{G}$ such that θ_V is surjective and for every vertex \tilde{v} in $\tilde{\mathcal{G}}$, θ_E is a bijection of $\text{out}(\tilde{v})$ onto $\text{out}(\theta_V(\tilde{v}))$. In this context, the graph \mathcal{G} is called *base space*, $\tilde{\mathcal{G}}$ is the *total space* or *covering space* and θ is the *covering map*. For $v \in V(\mathcal{G})$ the set $\theta_V^{-1}(v)$ is called *fiber* over v . Analogously, one defines the fiber over an edge. For undirected graphs one first has to choose an orientation of the edges. However, the covering does not depend on the orientations so they can as well be dropped in the end.

4.23 Proposition For simple loop-less graphs, the above definition is equivalent to θ being a local isomorphism. That means θ maps any neighborhood $\text{nbh}(\tilde{v})$ bijectively onto $\text{nbh}(\theta_V(\tilde{v}))$.

4.24 Definition Let \mathcal{G} be a graph and let $\theta: \tilde{\mathcal{G}} \rightarrow \mathcal{G}$ be a covering of \mathcal{G} . If $\tilde{\mathcal{G}}$ is a tree, the covering is called *universal covering*.

4.25 Proposition For every connected graph \mathcal{G} , a universal covering exists. Given two universal coverings $\theta_1: \tilde{\mathcal{G}}_1 \rightarrow \mathcal{G}$ and $\theta_2: \tilde{\mathcal{G}}_2 \rightarrow \mathcal{G}$. Then $\tilde{\mathcal{G}}_1$ and $\tilde{\mathcal{G}}_2$ are isomorphic.

4.26 Proposition Let \mathcal{G} be a connected graph with cyclomatic number $b_1 > 0$. Then every universal covering is an infinite graph.

4.27 Example Let \mathcal{C}^N be an undirected circuit. Let $V(\mathcal{C}^N) = \{0, \dots, N-1\}$ denote its vertices. Let \mathbb{Z} denote the tree with vertex set \mathbb{Z} and undirected edges connecting two successive integers. The operation $\text{mod } N: \mathbb{Z} \rightarrow \{0, \dots, N-1\}$ naturally generalizes to a covering map $\text{mod } N: \mathbb{Z} \rightarrow \mathcal{C}^N$. Thus, the integers are a universal covering of any circuit.

For a graph with higher cyclomatic number, the universal covering looks more complicated than in example 4.27, cf. figure 4.9.

4.28 Definition Let $\theta: \tilde{\mathcal{G}} \rightarrow \mathcal{G}$ be a covering and let $\gamma = (e_1, e_2, \dots, e_n)$ be a walk in \mathcal{G} . A walk $\tilde{\gamma} = (\tilde{e}_1, \tilde{e}_2, \dots, \tilde{e}_n)$ in $\tilde{\mathcal{G}}$ with $\theta_E(\tilde{e}_i) = e_i$ for $i = 1, \dots, n$ is a *lift* of the walk γ .

4.29 Proposition Let $\theta: \tilde{\mathcal{G}} \rightarrow \mathcal{G}$ be a covering. Let γ be a walk in \mathcal{G} from a vertex v_0 to a vertex v_n . Moreover, let \tilde{v}_0 be a vertex in the fibre over v_0 . Then there is a unique lift $\tilde{\gamma}$ starting at \tilde{v}_0 . Its end is a vertex \tilde{v}_n in the fiber over v_n .

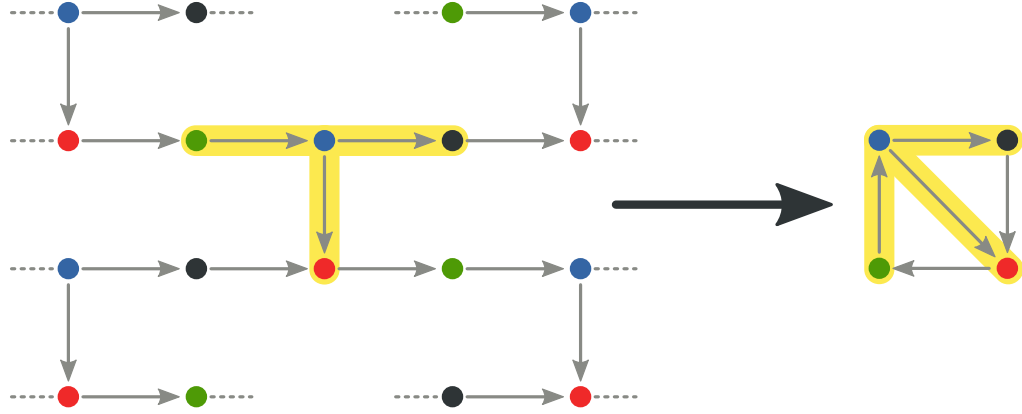


Figure 4.9: A universal covering of the simple directed graph \mathcal{G}_c with cyclomatic number $b_1 = 2$. Vertices with identical color are in the same fibre. The neighborhood of a blue vertex in the covering space and its image in the base space are highlighted in yellow.

4.30 Definition Given a connected graph \mathcal{G} with covering $\theta: \tilde{\mathcal{G}} \rightarrow \mathcal{G}$. The *monodromy action* of the fundamental group $\pi_1(\mathcal{G})$ on the fibers over the vertices is defined in the following way: Let $\tilde{v} \in \theta^{-1}(v)$ be a vertex in the fiber over v . Represent the fundamental group as $\pi_1(\mathcal{G}, v)$, i. e. closed walks starting and ending at v . The action of $\zeta \in \pi_1(\mathcal{G}, v)$ on \tilde{v} is defined as $\zeta \tilde{v} := t(\tilde{\zeta})$, where $\tilde{\zeta}$ is the unique lift of ζ starting at \tilde{v} .

4.31 Example Let us reconsider the (semi)circuit \mathcal{C}^N . From the examples 4.7 and 4.27 we know that both its fundamental group $\pi_1(\mathcal{C}^N) \simeq \mathbb{Z}$ and its universal covering mod N : $\mathcal{Z} \rightarrow \mathcal{C}^N$ are given by the integers. The monodromy action of $\zeta \in \pi_1(\mathcal{C}^N) \simeq \mathbb{Z}$ on $z \in \mathcal{V}(\mathcal{Z}) = \mathbb{Z}$ is given by simple addition: $\zeta z = \zeta + z$.

4.32 Remark In general, the fundamental group does not commute. So the composition of two different fundamental cycles $\zeta_1, \zeta_2 \in \pi_1(\mathcal{G})$ will take you to different points in a fibre, depending on the order: $\zeta_1 \zeta_2 \tilde{v} \neq \zeta_2 \zeta_1 \tilde{v}$. This can easily be seen in figure 4.9.

5 Spectra of Graphs

Let us return to algebra. As seen in the previous sections, graphs can be described by matrices. Many structural properties of the graph are reflected in the properties of its representing matrices, especially in the characteristic polynomials. [10]

As noted in the beginning of this chapter, the algebra is nicer on directed graphs. So in the following, \mathbb{F} represents either \mathbb{R} or its algebraic closure, \mathbb{C} .

5.1 Definition Let $\mathbb{M} \in \mathbb{F}^{N \times N}$ be a square matrix. Let $\lambda \in \mathbb{F}$ be a number. A non-trivial solution $v \in \mathbb{F}^N$ of the equation

$$\mathbb{M}v = \lambda v$$

is called *eigenvector* of \mathbb{M} . The number λ is the corresponding *eigenvalue*.

5.2 Definition The polynomial $\chi_{\mathbb{M}}(x) := \det(\mathbb{M} - x\mathbb{I})$ is called *characteristic polynomial* of the square matrix \mathbb{M} . Here \mathbb{I} denotes the unit (or identity) matrix with the same dimensions as \mathbb{M} .

5.3 Proposition Let $\mathbb{M} \in \mathbb{F}^{N \times N}$ be a matrix and $\chi_{\mathbb{M}}$ its characteristic polynomial. Then for $\lambda \in \mathbb{F}$:

$$0 = \chi_{\mathbb{M}}(\lambda) \Leftrightarrow \lambda \text{ is an eigenvalue of } \mathbb{M}.$$

5.4 Theorem (Fundamental Theorem of Algebra) Every polynomial equation over the complex number field \mathbb{C} has a solution.

5.5 Proposition For the characteristic polynomial of a matrix $\mathbb{M} \in \mathbb{C}^{N \times N}$ there is a unique representation

$$\chi_{\mathbb{M}}(x) = \prod_{i=1}^{\ell} (\lambda_i - x)^{k_i}.$$

Here $\lambda_i \in \mathbb{C}$ are the eigenvalues of the matrix \mathbb{M} and, moreover, $\sum_{i=1}^{\ell} k_i = N$.

5.6 Definition In the above proposition, the number k_i is the *algebraic multiplicity* of λ_i . An eigenvalue with algebraic multiplicity $k = 1$ is a *simple* eigenvalue. The eigenvalue with the biggest real part is the *dominant eigenvalue*.

5.7 Definition The eigenvalues of a matrix \mathbb{M} are also called its *spectrum*, denoted as a tuple $\Lambda_{\mathbb{M}}$. Typically, an eigenvalue is listed multiple times — in accordance to its multiplicity. The order of eigenvalues in the spectrum is arbitrary, although they are sometimes semiordered by decreasing real part.

5.8 Definition Let \mathcal{G} be a directed graph without loops and let $\mathbb{L} = \mathbb{B}\mathbb{B} = \mathbb{D} - \mathbb{A}$ be the combinatorial Laplacian in the standard basis. Then $\Lambda_{\mathbb{A}}$ is the *ordinary spectrum* and $\Lambda_{\mathbb{L}}$ is the *Laplacian spectrum* of the graph \mathcal{G} .

5.9 Proposition The Laplacian spectrum is non-negative and always contains zero. If \mathcal{G} is connected, then zero is a simple eigenvalue with eigenvector $(1, \dots, 1)$. [10]

5.10 Example Let $\mathbb{L} = \mathbb{D} - \mathbb{A}$ be the Laplacian matrix of \mathcal{G}_c as it is given in example 3.25. Then we have the characteristic polynomials

$$\chi_{\mathbb{A}}(x) = x^4 - 5x^2 - 4x, \quad \chi_{\mathbb{L}}(x) = x^4 - 10x^3 + 32x^2 - 32x$$

and therefore $\Lambda_{\mathbb{A}} = (\frac{1}{2}(1 + \sqrt{17}), \frac{1}{2}(1 - \sqrt{17}), -1, 0)$ and $\Lambda_{\mathbb{L}} = (4, 4, 2, 0)$.

5.11 Definition A matrix $\mathbb{M} \in \mathbb{F}^{N \times N}$ is called *circulant* if the entries satisfy

$$(\mathbb{M})_i^j = (\mathbb{M})_1^{j-i+1},$$

i. e. row i of \mathbb{M} is identical to row 1 shifted by $i - 1$ entries, with indices taken modulo N .

5.12 Proposition Let $\mathbb{M} \in \mathbb{C}^{N \times N}$ be a circulant matrix with first row (m_1, \dots, m_N) . Let $\xi = \exp \frac{2\pi i}{N}$ denote the N -th root of unity. Then the eigenvalues of \mathbb{M} are [28]

$$\lambda_i = \sum_{j=1}^N m_j \xi^{(j-1)i}, \quad i = 0, 1, \dots, N-1.$$

5.13 Example Let \mathcal{C}^N be a semicircuit with arbitrary orientation. Then the Laplacian matrix is a circulant $N \times N$ matrix with first row $(2, -1, 0, \dots, 0, -1)$. The Laplacian spectrum is $\Lambda_{\mathbb{L}} = \left\{ 2 - 2 \cos \frac{2\pi j}{N} \mid j = 0, \dots, N-1 \right\}$.

The Laplacian spectrum is tightly related to the structural properties of the graph via the Matrix–Tree Theorem. Here, I state the result in a generalized form [8] that will be useful in the later chapters. We need some more definitions:

5.14 Definition Let \mathcal{T} be a directed tree. The tree \mathcal{T} with one marked vertex $v_r \in \mathcal{V}(\mathcal{T})$ is a *rooted tree* (\mathcal{T}, v_r) with *root* v_r . A *diverging tree* is a rooted tree with all its edges oriented to point away from the root. This is possible, since in a tree there is a unique path from the root v_r to any other vertex. For a set R of roots, a *diverging forest* \mathcal{F}_R is a forest whose connected components are diverging trees (\mathcal{T}, v_r) , each diverging from a different root $v_r \in R$.

5.15 Definition Let \mathcal{G} be a directed graph. A *weight* w is a real-valued function on the oriented edges. It need not be positive for the following considerations [8]. In general, $w(e^+)$ and $w(e^-)$ are independent of each other, so it is not a 1-chain. The weight of a connected subgraph \mathcal{G}' is defined as $w(\mathcal{G}') := \prod_{e \in \mathcal{E}(\mathcal{G}')} w(e)$. A trivial subgraph $\{v\}$ with only one vertex and no edge has the weight $w(\{v\}) := 1$. The weight of a set \mathcal{S} of connected subgraphs is the sum over all its connected components: $w(\mathcal{S}) = \sum_{\mathcal{G}' \in \mathcal{S}} w(\mathcal{G}')$. The weight of the empty set $w(\emptyset) := 0$ is zero.

5.16 Definition Let \mathcal{G} be a simple directed graph without loops and let its vertex set be $\mathcal{V} = \{v_1, v_2, \dots, v_N\}$. Let a weight w on its oriented edges be given and denote the weight of an edge $e^+ = (v_i, v_j)$ by $w(e^+) =: w_j^i$. The weight of its inverted edge $e^- = (v_j, v_i)$ is $w(e^-) =: w_i^j$. The matrix \mathbb{L}_w with entries

$$(\mathbb{L}_w)_j^i = -w_j^i \quad \text{for } i \neq j \quad \text{and} \quad (\mathbb{L}_w)_i^i = \sum_{\ell=1}^N w_j^i.$$

is the *weighted Laplacian matrix*.

5.17 Remark For the constant weight $w(e) \equiv 1$, the weighted and the combinatorial Laplacian matrices coincide.

5.18 Proposition Let $\mathcal{G} = (\mathcal{V}, \mathcal{E}, \iota)$ be a directed simple graph without loops. Let the order of the graph be $N = |\mathcal{G}|$. Let a weight w on the oriented edges be given. Write the characteristic polynomial of the negative weighted Laplacian matrix as $\chi_{-\mathbb{L}_w}(x) = \sum_{i=0}^N a_i x^i$. Then

$$a_i = (-1)^N \sum_{\substack{R \subset \mathcal{V}, \\ |R|=i}} w(\mathcal{S}_R),$$

where \mathcal{S}_R is the set of all diverging forests \mathcal{F}_R with root set R . [8]

5.19 Theorem (Matrix-Tree Theorem) For a simple directed graph without loops and weight w the coefficient a_1 in the characteristic polynomial $\chi_{-\mathbb{L}_w}(x) = \sum_i a_i x^i$ is given by

$$a_1 = (-1)^N \sum_{\mathcal{T}} w(\mathcal{T}),$$

where N is the order of the graph and the sum goes over all diverging spanning trees of the graph. The zero order coefficient a_0 always vanishes. [8]

5.20 Remark With a constant weight $w \equiv 1$ the first order coefficient a_1 in the polynomial $\chi_{-\mathbb{L}_w}(x)$ (up to the sign) is identical to the number of diverging spanning trees, the higher order coefficients count the number of diverging spanning forests. This shows a direct connection between the structure and the Laplacian spectrum of a graph.

Summary

Discrete sets with a neighborhood structure are graphs. Graph theory provides a language to describe these structures. Algebraic considerations are especially helpful to deal with functions on the edges of a graph: The edge space decomposes into the cycle space and the orthogonal cocycle space. Topological arguments allow us to construct very nice and intuitive bases for these two subspaces. The spectrum of the Laplacian matrix reveals another connection between the algebraic and structural properties of a graph.

Probability Theory

The concept of a probability is very closely related to the mathematical concepts of measure and integration. In mathematical analysis, the standard measure is the Lebesgue measure on the vector spaces \mathbb{R}^d . I expect the reader is familiar with the general ideas of measure and integration, especially on \mathbb{R}^d . However, the more abstract concepts of probability theory, *e. g.* cumulants and large deviation theory, are likely to be not so well known. For a consistent presentation, I also repeat the basic concepts. Proofs are omitted, however, because they can be found in standard text books [7, 43] — unless noted otherwise.

6 Measure and Probability

6.1 Definition Let Ω be a non-empty set and let $\Sigma \subset \mathfrak{P}(\Omega)$ be a collection of subsets of Ω . If Σ contains the empty set and is closed under the formation of complements and countable unions, it is a σ -algebra and (Ω, Σ) is a *measurable space*.

6.2 Definition Let (Ω_1, Σ_1) and (Ω_2, Σ_2) be measurable spaces. A map $f: \Omega_1 \rightarrow \Omega_2$ is called *measurable* if $\forall E \in \Sigma_2: f^{-1}(E) \in \Sigma_1$.

6.3 Definition Let (Ω, Σ) be a measurable space. A function $\mu: \Sigma \rightarrow \mathbb{R}$ is called *measure* if it has the following properties:

$$(M1) \quad \forall E \in \Sigma: \mu(E) \geq 0,$$

$$(M2) \quad \mu(\emptyset) = 0,$$

$$(M3) \quad \text{For all } E_1, \dots, E_n \in \Sigma \text{ with } E_i \cap E_j = \emptyset: \mu(\bigcup_i E_i) = \sum_i \mu(E_i).$$

A triple (Ω, Σ, μ) is a *measure space*. A measure is called *finite* if $\mu(\Omega) < \infty$, it is *σ -finite* if Ω is a countable union of measurable sets with finite measure. Every set $E \in \Sigma$ with $\mu(E) = 0$ is called μ -null set or just *null set*, if the measure is given by the context.

6.4 Definition Let (Ω, \mathcal{T}) be a topological space. The smallest σ -algebra \mathcal{B} that contains \mathcal{T} is called the *Borel σ -algebra*, its elements are *Borel sets*.

6.5 Remark The vector spaces \mathbb{R}^d are understood to be equipped with the Borel σ -algebra and the usual Lebesgue measure μ_L .

6.6 Definition Let μ_1 and μ_2 be two measures on a measurable space (Ω, Σ) . We call μ_1 *absolutely continuous* with respect to μ_2 if

$$\forall E \in \Sigma: \mu_2(E) = 0 \Rightarrow \mu_1(E) = 0.$$

A measure that is not absolutely continuous, is called *singular*.

6.7 Example For any point $x \in \mathbb{R}$, the Dirac δ -distribution defines a finite measure μ_x on \mathbb{R} : The measure of a Borel set $E \in \mathcal{B}$ is

$$\mu_x(E) := \int_E \delta(y - x) dy = \mathbb{I}_{x \in E}.$$

This measure is singular with respect to the Lebesgue measure: $\mu_x(\{x\}) = 1 \neq 0$, but $\{x\}$ is a Lebesgue null set.

6.8 Theorem (Radon–Nikodým) Let μ_1, μ_2 be two σ -finite measures on a measurable space (Ω, Σ) and let μ_1 be absolutely continuous with respect to μ_2 . Then there is a measurable function $f: \Omega \rightarrow [0, \infty)$ such that

$$\forall E \in \Sigma: \mu_1(E) = \int_E f(x) \mu_2(dx).$$

6.9 Definition A function f satisfying the equality in the above theorem is called *Radon–Nikodým derivative* or *density*. It is uniquely determined, up to μ_2 -null sets. The Radon–Nikodým derivative is typically denoted by $\frac{d\mu_1}{d\mu_2}$.

Measures can also be defined by their densities with respect to other measures, as can be seen in this

6.10 Example The density $\frac{d\mu}{d\mu_L} = \exp \frac{-x^2}{2}$ defines a measure on \mathbb{R} . This measure is finite since $\mu(\mathbb{R}) = \sqrt{2\pi}$.

Normalizing a finite measure immediately takes us to the following

6.11 Definition A *probability space* is a measure space (Ω, Σ, P) with normalized measure, i. e. $P(\Omega) = 1$. The set Ω is called *sample space*, the elements of Σ are called *events*, and every element of Ω is called an *elementary event*. The measure P is called *probability measure* and for an event $E \in \Sigma$ the number $P(E)$ is the *probability* of this event. Every event E with $P(E) = 1$ is said to occur *almost surely* (abbreviation: a. s.).

6.12 Remark A measure space (Ω, Σ, μ) can be equipped with an additional probability measure that does not need to be connected to μ in any way: The Dirac δ -distribution in example 6.7 provides a probability measure on \mathbb{R} .

6.13 Definition Given a measure space (Ω, Σ, μ) with finite measure. An additional probability measure P on this measure space is called *uniform* if $P = \frac{1}{\mu(\Omega)}\mu$.

6.14 Example Let $(\Omega, \mathfrak{P}(\Omega), |\cdot|)$ be a measure space with finite sample space, the power set as σ -algebra and the cardinality as measure. Assuming the space is equipped with the uniform probability measure P . Then every elementary event $\omega \in \Omega$ is *equiprobable* with probability $P(\omega) = \frac{1}{|\Omega|}$.

6.15 Definition Let (Ω, Σ, P) be a probability space and $E, F \in \Sigma$, $P(F) > 0$. Then the *probability of E conditional on F* is given by

$$P(E|F) := \frac{P(E \cap F)}{P(F)}.$$

6.16 Definition Two events $E, F \in \Sigma$ are called *independent* if

$$P(E \cap F) = P(E)P(F).$$

With the additional assumption $P(F) > 0$, this is equivalent to $P(E|F) = P(E)$.

7 Random Variables and their Distributions

7.1 Definition Let (Ω_1, Σ_1, P) be a probability space and let (Ω_2, Σ_2) be a measurable space. A measurable mapping $X: (\Omega_1, \Sigma_1, P) \rightarrow (\Omega_2, \Sigma_2)$ is called *random variable*. A random variable taking values in \mathbb{R}^d is referred to as *random vector*.

The sample space Ω_1 may be very abstract in nature: A thrown die with its entire molecular configuration and orientation on the surface is a sample space with a very complicated probability measure. The random variable “number of pips on the top face” takes values in the set $\{1, 2, \dots, 6\}$. A fair die is characterized by a uniform probability distribution on its values. Consequently, the sample space is not always of interest — the probabilities of the values are more important.

7.2 Definition The *probability distribution* of a random variable X is given by the push-forward measure $P_X := X_*P \equiv P \circ X^{-1}$ on (Ω_2, Σ_2) . If X is a random vector and P_X is absolutely continuous with respect to the Lebesgue measure μ_L , its Radon–Nikodým derivative $\rho = \frac{dP_X}{d\mu_L}$ is called *probability density*.

Sometimes one only considers a probability distribution and does not specify a corresponding random variable. This is justified with the following

7.3 Proposition Let P_2 be a probability measure on a measurable space (Ω_2, Σ_2) . Then there is a probability space $(\Omega_1, \Sigma_1, P_1)$ and a random variable $X: \Omega_1 \rightarrow \Omega_2$ such that $P_X = P_2$.

PROOF Choose $(\Omega_1, \Sigma_1, P_1) = (\Omega_2, \Sigma_2, P_2)$ and $X = \text{id}$. □

Especially in physics one often writes $\rho(x)dx$ instead of $P_X(dx)$ even if P_X is not absolutely continuous. In this notation $\rho(x)$ is a generalized function that fully characterizes the distribution of X , including the singular parts. Therefore these generalized functions are also known under the name *distributions*.

In probability theory, one uses the following

7.4 Definition Let $X = (X_1, X_2, \dots, X_d)$ be a random vector. The function

$$F_X(x) := \int_{-\infty}^{x_1} \cdots \int_{-\infty}^{x_d} P_X(dy)$$

is called *cumulative distribution function* (CDF). It uniquely determines the distribution, even if the latter is singular.

We can also integrate functions with respect to the probability measures:

7.5 Proposition Let $X: \Omega_1 \rightarrow \Omega_2$ be a random variable. Let $f: \Omega_2 \rightarrow \mathbb{R}^d$ be a measurable function. Then f is P_X -integrable if and only if $f \circ X$ is P -integrable and the integral takes the value

$$\langle f(X) \rangle := \int_{\mathbb{R}^d} f(x) P_X(dx) = \int_{\Omega} f \circ X(\omega_1) P(d\omega).$$

7.6 Definition The value $\langle f(X) \rangle$ of the integral in the above proposition is called the *expectation* of f .

7.7 Example The expectation for the number of pips in a fair dice cast is $\sum_{i=1}^6 \frac{i}{6} = 3.5$.

7.8 Definition Let $X: \Omega \rightarrow \mathbb{R}$ be a random variable. For $v \in \mathbb{N}$, the expectation $\langle X^v \rangle$ is called the *v-th moment* of X . The expectation $\langle (X - \langle X \rangle)^v \rangle$ is called the *v-th central moment* of X . Note that, in general, the moments need not be finite.

The first moment locates the center of a distribution. It is not the point with the highest probability(density). The second central moment is a quantifier for the width of a probability distribution around that center—it is also called *variance*.

Moments immediately generalize to random vectors via the following

7.9 Definition Let $X: \Omega \rightarrow \mathbb{R}^d$ be a random vector. The function $G_X: \mathbb{R}^d \rightarrow \mathbb{R}$,

$$G_X(q) := \langle e^{q \cdot X} \rangle = \int_{\mathbb{R}^d} e^{q \cdot x} P_X(dx)$$

is the *moment-generating function* of X . The name is justified by the formal identity $\left(\frac{d}{dq}\right)^v \Big|_{q=0} G_X(q) = \langle X^v \rangle$ for $d = 1$. The moment-generating function need not be well defined for all values of $q \in \mathbb{R}^d$, but $G_X(0) = \langle 1 \rangle = 1$ always holds.

7.10 Definition Let $X = (X_1, \dots, X_d): \Omega \rightarrow \mathbb{R}^d$ be a random vector. For any set of indices $1 \leq i_1, i_2, \dots, i_\ell \leq d$ the partial derivatives

$$\frac{\partial}{\partial q_{i_1}} \frac{\partial}{\partial q_{i_2}} \cdots \frac{\partial}{\partial q_{i_\ell}} \Big|_{q=0} G_X(q) = \langle X_{i_1} X_{i_2} \cdots X_{i_\ell} \rangle$$

are the *joint moments* of $X_{i_1}, \dots, X_{i_\ell}$, given that the limits exist.

7.11 Definition Let $X: \Omega \rightarrow \mathbb{R}^d$ be a random vector. The function

$$\varphi_X(q) := \langle e^{iq \cdot X} \rangle = \int_{\mathbb{R}^d} e^{iq \cdot x} P_X(dx)$$

is called *characteristic function* of X .

Obviously $\varphi_X(q) = G_X(iq)$, so the preceding definition might seem unnecessary. However, the characteristic function has nice mathematical properties:

1. It is well defined for all $q \in \mathbb{R}^d$ because $|\langle e^{iq \cdot X} \rangle| \leq \langle |e^{iq \cdot X}| \rangle = 1$.
2. It is uniformly continuous.
3. It uniquely determines the distribution: $\varphi_{X_1} = \varphi_{X_2} \Leftrightarrow F_{X_1} = F_{X_2}$.
4. If P_X is absolutely continuous then the density is given by

$$\rho(x) = \frac{1}{2\pi} \int_{\mathbb{R}^d} e^{-iq \cdot x} \varphi_X(q) dq.$$

A different way to characterize probability distributions are cumulants:

7.12 Definition Let $X: \Omega \rightarrow \mathbb{R}^d$ be a random vector and $G_X(q)$ its moment generating function. Then one defines

$$g_X(q) := \ln G_X(q) = \ln \langle e^{q \cdot X} \rangle$$

to be the *cumulant-generating function* (CGF). Its derivatives in the origin

$$\kappa(X_{i_1}, X_{i_2}, \dots, X_{i_\ell}) := \left. \frac{\partial}{\partial q_{i_1}} \frac{\partial}{\partial q_{i_2}} \cdots \frac{\partial}{\partial q_{i_\ell}} \right|_{q=0} g_X(q)$$

are called *joint cumulants* of the random variables $X_{i_1}, X_{i_2}, \dots, X_{i_\ell}$. For $d = 1$ the cumulant generating function can be written

$$g_X(q) = \sum_{v=1}^{\infty} \frac{q^v}{v!} \kappa_v(X),$$

where $\kappa_v(X) := \kappa(X, \dots, X)$ is the v -th *cumulant* of X . Note that $g_X(0) = 0$ since $G_X(0) = 1$. Just as in the case of moments, cumulants need not exist. That is reflected by the cumulant generating function not being smooth.

7.13 Proposition *The cumulant generating function is always convex.*

7.14 Remark Sometimes the cumulant generating function is defined as the logarithm of the characteristic function, rather than the logarithm of the moment generating function. The definition 7.12 does not ensure boundedness of the cumulant generating function, but allows a nice connection to Statistical Physics: The partition function in the canonical ensemble is $Z_c \sim \int_{\Gamma} e^{-\beta H} d^n q d^n p$, where H is the Hamiltonian defined on the phase space Γ . This formally has the same structure as a moment generating function. The thermodynamic potentials in Statistical Physics formally take the form of cumulant generating functions: They are (basically) logarithms of the partition functions. Moreover, their first derivatives are the expectations of the conjugate thermodynamic quantities and their second derivatives quantify the variances of those quantities.

7.15 Proposition *Let X be a real-valued random variable and $\mu_v = \langle (X - \langle X \rangle)^v \rangle$ its v -th central moment. Then we have*

$$\begin{aligned} \kappa_1(X) &= \langle X \rangle & \kappa_2(X) &= \mu_2 = \langle X^2 \rangle - \langle X \rangle^2 \\ \kappa_3(X) &= \mu_3 & \kappa_4(X) &= \mu_4 - 3\mu_2^2 \end{aligned}$$

as can be seen by direct calculation.

7.16 Example The example 6.10 gives a very important probability measure. Given two numbers $\mu \in \mathbb{R}$ and $\sigma > 0$. The density

$$\rho(x) := \frac{1}{\sqrt{2\pi\sigma^2}} \exp\left(-\frac{(x-\mu)^2}{2\sigma^2}\right)$$

defines a probability measure called *normal distribution*. Its cumulant generating function is $g(q) = \mu q + \frac{1}{2}\sigma^2 q^2$. Therefore, its mean is μ and its variance is σ^2 . In fact, the normal distribution is the only absolutely continuous probability distribution on \mathbb{R} with a polynomial as CGF. Higher order polynomials contradict positivity of the density.

7.17 Definition Let $X: \Omega \rightarrow \mathbb{R}^d$ be a random vector. The Hessian matrix of its cumulant generating function, *i. e.* the matrix with entries $\kappa(X_i, X_j)$, is the *covariance matrix* of X . The diagonal elements are the variances of the X_ℓ , the off-diagonal elements are their *covariances*. Whenever the partial derivatives commute, the covariance matrix is symmetric.

7.18 Definition Two real-valued random variables X_1 and X_2 are called *independent* if their joint probability distribution, *i. e.* the measure of the corresponding vector $X = (X_1, X_2)$, factorizes: $P_X(dx_1, dx_2) = P_{X_1}(dx_1) \cdot P_{X_2}(dx_2)$. They are *uncorrelated* if their joint cumulant $\kappa(X_1, X_2)$ vanishes.

7.19 Proposition The joint cumulants $\kappa(X_{i_1}, X_{i_2}, \dots, X_{i_\ell})$ with $\ell \geq 2$ are multi-linear in their arguments, while the first cumulants are affine linear. This holds irrespective of independence. [32]

7.20 Proposition If $X_{i_1}, X_{i_2}, \dots, X_{i_\ell}$ are independent random variables, then all joint cumulants involving only these random variables vanish. If a distribution is fully characterized by its cumulants, then the converse is also true: If all mixed cumulants of $X_{i_1}, X_{i_2}, \dots, X_{i_\ell}$ vanish, then they are independent. [32]

7.21 Proposition Let X_1, X_2 be two independent real-valued random variables and $a, b \in \mathbb{R}$ be constants. Then, the cumulants have very easy transformation rules:

$$\begin{aligned}\kappa_v(X_1 + X_2) &= \kappa_v(X_1) + \kappa_v(X_2) \\ \kappa_v(aX_1 + b) &= a^v \kappa_v(X_1) + b \cdot \llbracket v = 1 \rrbracket\end{aligned}$$

Statistically it makes a difference whether the result of one die cast is multiplied by two or the sum of two die casts is taken: The variance in the latter case is half as big as in the former case.

For sums of many random variables we have the following two theorems.

7.22 Theorem (Law of Large Numbers) Let Y_1, \dots, Y_n be n independent and identically distributed real-valued random variables and let $\kappa_1(Y_1) = \mu$ and $\kappa_2(Y_1) = \sigma^2$. All higher cumulants are assumed to be bounded, *i. e.* $\exists C < \infty \forall v: \kappa_v(Y_1) \leq C$.

Then for the random variable defined as the sample mean $X_n := \frac{1}{n} \sum_{i=1}^n Y_i$ we have $\kappa_1(X_n) = \mu$, and $\kappa_2(X_n) = \frac{\sigma^2}{n}$. Then $\lim_{n \rightarrow \infty} X_n = \mu$ almost surely. Therefore, its probability measure is a Dirac δ -distribution with support in μ .

7.23 Theorem (Central Limit Theorem) Let Y_1, \dots, Y_n be n independent and identically distributed real-valued random variables and let their cumulants be given by $\kappa_1(Y_1) = 0$, $\kappa_2(Y_1) = \sigma^2$. All higher cumulants are assumed to be bounded, i. e. $\exists C \forall \nu: \kappa_\nu(Y_1) \leq C$. Then the density of the random variable $Z_n = \frac{1}{\sqrt{n}} \sum_{i=1}^n Y_i$ weakly converges for $n \rightarrow \infty$ to the normal distribution with density

$$\rho_Z(z) = \frac{1}{\sqrt{2\pi\sigma^2}} \exp\left(-\frac{z^2}{2\sigma^2}\right).$$

8 Large Deviation Theory

The mathematical theory of large deviations can be seen as a generalization for the law of large numbers and the central limit theorem. Here I review the results that I will need later on. For a proper introduction to large deviation theory I recommend the book of Ellis [14]. A rather brief overview is the review by Touchette [42]. The exposition of this section is based on the latter.

8.1 Definition A sequence of random vectors $X_n: \Omega \rightarrow \mathbb{R}^d$ or the corresponding sequence of probability density functions $\rho_n(x)$ is said to fulfill a *large deviation principle* if the following limit exists at least for all x in an open subset of \mathbb{R}^d :

$$I(x) := -\lim_{n \rightarrow \infty} \frac{1}{n} \ln \rho_n(x). \quad (1)$$

In this case the pdf can be written as

$$\rho_n(x) \asymp e^{-nI(x)} \quad \text{for large } n. \quad (2)$$

The symbol \asymp denotes asymptotic equivalence in the sense of equation (1). The function $I(x)$ is called the *rate function* of the sequence X_n of random vectors.

8.2 Proposition The rate function is non-negative. Otherwise the limit of e^{-nI} would not be normalized.

8.3 Definition The *scaled cumulant-generating function* (SCGF) of a sequence X_n of random vectors is defined as

$$\lambda(q) := \lim_{n \rightarrow \infty} \frac{1}{n} \ln \langle e^{nq \cdot X_n} \rangle = \lim_{n \rightarrow \infty} \frac{1}{n} g_{X_n}(nq).$$

Just like the CGF, the scaled cumulant-generating function is convex in q . The relation of the SCGF to the rate function is given in the following

8.4 Theorem (Gärtner–Ellis) *Let X_n be a sequence of random vectors. Assume the scaled cumulant-generating function $\lambda(q)$ exists and is differentiable for all q . Then the sequence X_n satisfies a large deviation principle. Furthermore, the rate function is given by the Legendre transform of the SCGF:*

$$I(x) = x \cdot q(x) - \lambda(q(x)),$$

where $q(x)$ is the inversion of $x = \nabla \lambda(q)$.

8.5 Proposition *The Legendre transform of a convex function is convex as well.*

8.6 Remark Ellis [14] also comments on the convergence speed of the large deviation principle: Under the conditions of the Gärtner–Ellis theorem, the convergence is exponentially quickly. Consequently, the approximation in equation (2) is very good already for finite but big n .

8.7 Definition A sequence X_n of random variables is said to satisfy a *fluctuation relation* with constant c if for large n we have

$$\frac{\rho_n(x)}{\rho_n(-x)} \asymp e^{ncx}. \quad (3)$$

8.8 Proposition *Let the sequence X_n satisfy a fluctuation relation. In case the sequence furthermore satisfies a large deviation principle, this property is equivalent to the following symmetry [42] of the rate function:*

$$I(x) - I(-x) = -cx. \quad (4)$$

The literature always refers to the scaled cumulant-generating function as a whole. However, its derivatives in the origin have very nice properties that will help in the following chapter.

8.9 Definition Let $\lambda(q)$ denote a smooth scaled cumulant-generating function of a sequence $X_n = (X_n^{(1)}, X_n^{(2)}, \dots, X_n^{(d)})$ of d -dimensional random vectors. The derivatives at the origin

$$c(X^{(i_1)}, X^{(i_2)}, \dots, X^{(i_\ell)}) := \left. \frac{\partial}{\partial q_{i_1}} \frac{\partial}{\partial q_{i_2}} \dots \frac{\partial}{\partial q_{i_\ell}} \right|_{q=0} \lambda(q) \quad (5)$$

are called *joint scaled cumulants*. Thus, for $d = 1$ we can write

$$\lambda(q) = \sum_{v=1}^{\infty} \frac{c_v(X)}{v!} q^v,$$

where $c_v(X) = c(X, \dots, X)$ is the v -th *scaled cumulant* of the sequence X_n . Note that we always have $\lambda(0) = g_{X_n}(0) = 0$.

8.10 Proposition *Given that the scaled cumulants exist, they have the following connection to the (non-scaled) cumulants:*

$$c_v(X) = \lim_{n \rightarrow \infty} n^{v-1} \kappa_v(X_n). \quad (6)$$

So the first two scaled cumulants are

$$c_1(X) = \lim_{n \rightarrow \infty} \langle X_n \rangle \quad \text{and} \quad c_2(X) = \lim_{n \rightarrow \infty} n \kappa_2(X_n).$$

PROOF This can easily be seen from the definition 8.3 of the SCGF. □

8.11 Proposition *The joint scaled cumulants directly inherit the multilinearity from the joint cumulants, cf. proposition 7.19.*

PROOF This is just another consequence of the definition 8.3 of the scaled cumulant-generating function. □

8.12 Remark There is a very natural interpretation of scaled cumulants given the special case of rescaled random variables of the form $X_n = \frac{1}{n} Y_n$. In this case equation (6) becomes

$$c_v(X) = \lim_{n \rightarrow \infty} \frac{1}{n} \kappa_v(n X_n) = \lim_{n \rightarrow \infty} \frac{1}{n} \kappa_v(Y_n).$$

8.13 Example Given a sequence Y_i of independent and identically distributed random variables with finite moments. We can construct the new sequence $X_n = \frac{1}{n} \sum_{i=1}^n Y_i$ of sample means. The joint probability distribution factorizes and therefore the SCGF of X_n is identical to the CGF of any of the Y_i . The latter is differentiable because the moments and therefore the cumulants exist. Then according to the Gärtner–Ellis Theorem, the sequence X_n satisfies a large deviation principle.

Summary

Random variables are characterized by their distributions. The distributions of random vectors can be described in various ways: densities, moments, and cumulants—given those exist. Sums of real-valued random variables have remarkable properties: IID sample means satisfy the Law of Large Numbers (LLN) and the Central Limit Theorem (CLT). The last example shows that the large deviation principle generalizes both the LLN and the CLT: The Law of Large Numbers describes the convergence of the first cumulant, the Central Limit Theorem is a statement about the convergence behavior of the second cumulant. Furthermore, it is worth noticing that whenever the prerequisites for those theorems are violated, *e. g.* non-independent Y_i , a large deviation principle might still apply, *i. e.* the limit in equation (1) might still exist.

Markovian Dynamics

The concepts introduced in the first two chapters help to understand stochastic dynamics. Here, I only treat Markovian processes on finite state spaces.

The text book by Van Kampen [43] provides a nice introduction. A mathematically more rigorous treatment can be found in books like that by Capasso and Bakstein [7]. The book by Jiang, Qian, and Qian [26] focuses on the steady state.

9 Markovian Jump Processes

9.1 Definition Let (Ω_1, Σ_1, P) be a probability space and (Ω_2, Σ_2) be a measurable space. Let $T \in \mathbb{R}_{>0} \cup \{\infty\}$ be a possibly infinite number. A family of random variables $X_t: \Omega_1 \rightarrow \Omega_2$ for $t \in [0, T]$ is called a *stochastic process* on Ω_1 valued in Ω_2 . The space Ω_2 is called *state space* of the process.

9.2 Remark I will refer to $t \in [0, T]$ as *time*.

Just as in the case of random variables, the sample space Ω_1 can be very abstract. The physically relevant statistics is that on the state space. Thus, denoting the time-dependent push-forward probability measure also with the symbol P will not lead to confusion.

9.3 Definition For a given time t , the random variable X_t is called *state of the process at time t* . For a fixed $\omega \in \Omega_1$, the mapping $X(\cdot, \omega): t \mapsto X_t(\omega) \in \Omega_2$ is the *trajectory of the process corresponding to ω* .

9.4 Definition A stochastic process with finite state space $(\mathcal{V}, \mathfrak{P}(\mathcal{V}))$ is a *jump process*.

9.5 Example Consider an ergodic deterministic dynamics Ψ^t on a smooth phase space Γ . Let the ergodic measure on Γ be denoted by μ . This ergodic measure is a normalized measure characterized by $\Psi_*^t \mu \equiv \mu \circ (\Psi^t)^{-1} = \mu$. Let the finite partition $\mathcal{V} = \{U_1, U_2, \dots, U_N\}$ of phase space satisfy $\mu(\bigcup_{U \in \mathcal{V}} U) = 1$ and let $\Pi: \Gamma \rightarrow \mathcal{V}$ denote the assignment to the phase space cells $U_i \subset \Gamma$. Then the family of random variables $X_t: \Gamma \ni \omega \mapsto \Pi \circ \Psi^t(\omega) \in \mathcal{V}$ is a stochastic jump process.

9.6 Definition The trajectory of a jump process changes the state on a discrete set of times. These times are the *jump times*, t_i . Their consecutive differences $t_i - t_{i-1}$ are the *staying times*.

9.7 Definition A process is said to be *right continuous with left limits* (RCLL) if every trajectory is almost surely continuous from the right and has a limit from the left, *i. e.* for any time t

$$\lim_{\tau \rightarrow t+0} X_\tau = X_t \quad \text{a. s.} \quad \text{and} \quad \lim_{\tau \rightarrow t-0} X_\tau =: X_{t-} \in \Omega_2 \quad \text{exists a. s.}$$

9.8 Remark A trajectory of an RCLL jump process is fully characterized by an initial state $x_0 \in \mathcal{V}$, the number of jumps n , a set of jump times $0 < t_i < T, i = 1, \dots, n$, and the states $x_i \in \mathcal{V}$ the trajectory jumps to at time t_i , *cf.* figure 9.10.

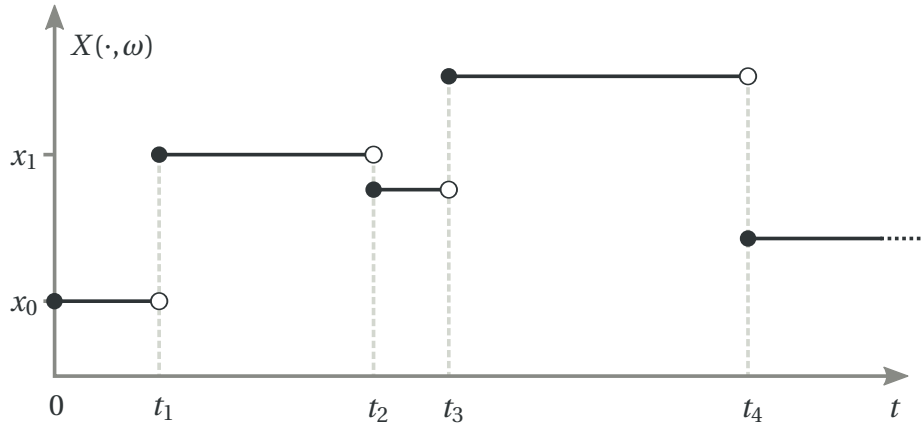


Figure 9.10: Example for a trajectory of an RCLL jump process on a subset of the reals. The jump times t_1, \dots, t_4 , and the states x_0 and x_1 are explicitly indicated.

9.9 Definition A jump process is a *Markovian jump process* if its future only depends on the current state. That means that for all possible trajectories $X(\cdot, \omega)$ we have

$$P(X_{t_n} = x_n | X(\cdot, \omega)|_{[0, t_{n-1})}) = P(X_{t_n} = x_n | X_{t_{n-1}} = x_{n-1}) =: p_{x_n}^{x_{n-1}}(t_{n-1}, t_n).$$

A Markovian jump process is *homogeneous* if, in addition, these *transition probabilities* $p_{x_{n-1}}^{x_n}$ only depend on the staying time $t_n - t_{n-1}$. These transition probabilities can be gathered in a matrix \mathbb{P} .

9.10 Definition Given a finite state space $\mathcal{V} = \{v_1, \dots, v_N\}$. An $N \times N$ square matrix $\mathbb{W} = (w_j^i)$ with

$$w_j^i \geq 0 \quad \text{for } i \neq j \quad \text{and} \quad \sum_j w_j^i = 0$$

is called *intensity matrix*.

9.11 Remark The diagonal elements w_i^i of an intensity matrix \mathbb{W} take negative values with the absolute value $r_i := |w_i^i|$ and the vector $(1, 1, \dots, 1)$ always is a right-eigenvector with eigenvalue zero.

9.12 Proposition For any $x \in \mathcal{V}$ and given intensity matrix \mathbb{W} there is a unique RCLL Markovian jump process such that $X_0 = x$ almost surely. Furthermore, the process is homogeneous and $\mathbb{P}(t) = e^{t\mathbb{W}}$ for $t \geq 0$. [7]

9.13 Proposition The staying time in state v_i is exponentially distributed with parameter r_i [7], i. e.

$$P(\forall \tau \in (t_0, t_0 + t) : X_\tau = v_i | X_{t_0} = v_i) = e^{-r_i t}.$$

9.14 Definition The two preceding propositions give nice interpretations to the components of the intensity matrix \mathbb{W} : The absolute value r_i of its negative diagonal element w_i^i is the *escape rate* out of state v_i ; its off-diagonal element w_j^i is the *transition rate* from state v_i to state v_j .

9.15 Remark Sometimes it will be convenient to write $w_{v_j}^{v_i} \equiv w_j^i$ for the transition rate from v_i to v_j .

9.16 Definition A square matrix \mathbb{M} is *reducible* if there is a simultaneous permutation of the columns and rows such that

$$\mathbb{M} = \begin{pmatrix} \mathbb{M}_1 & \mathbb{M}_3 \\ 0 & \mathbb{M}_2 \end{pmatrix}$$

with square matrices \mathbb{M}_1 and \mathbb{M}_2 of possibly different dimensions.

9.17 Definition Given an intensity matrix \mathbb{W} . The corresponding Markovian jump process is *dynamically reversible* if $w_j^i > 0 \Leftrightarrow w_i^j > 0$ for $i \neq j$.

A homogeneous and dynamically reversible Markovian jump process can be understood as a random walk on a simple undirected graph \mathcal{G} . The state space

\mathcal{V} is its vertex set. For every pair of transition rates $w_j^i, w_i^j > 0$ there is an edge $\{v_i, v_j\}$ of \mathcal{G} . Two vertices v_i, v_j are not adjacent if $w_j^i = w_i^j = 0$. If the intensity matrix \mathbb{W} is irreducible, then the graph \mathcal{G} is connected.

In order to quantify real-valued functions on the edges, it will be convenient to assign an arbitrary orientation to every edge. Thus, \mathcal{G} becomes a simple directed graph with no loops. Consequently, any trajectory visiting the states (x_0, x_1, \dots, x_n) defines a walk on \mathcal{G} .

9.18 Remark An intensity matrix is the negative of a weighted Laplacian matrix with the transition rate w_j^i as weight $w(e)$ of the oriented edge $e = (v_i, v_j)$, cf. definition 5.16.

9.19 Definition For a Markovian jump process one can also discuss the evolution of a random variable on \mathcal{V} as an initial condition, rather than a single initial state $x \in \mathcal{V}$. The random initial condition is given by a discrete probability distribution with probability p_i for state $v_i \in \mathcal{V}$. We collect the initial probabilities in a row vector $p(0) = (p_1, p_2, \dots, p_N)$. Its time evolution along the process is governed by the *master equation*

$$\frac{d}{dt}p(t) = p(t)\mathbb{W} \quad \Rightarrow \quad p(t) = p(0)\mathbb{P}(t).$$

9.20 Remark Random variables as initial conditions are the mathematical equivalent of what is known as *ensembles* in physics.

9.21 Definition A Markovian jump process is *ergodic* if $0 = \frac{d}{dt}p(t) = p(t)\mathbb{W}$ has exactly one solution $p(t) \equiv \pi$.

9.22 Proposition Let \mathbb{W} be an irreducible intensity matrix of a dynamically reversible Markovian jump processes. Then \mathbb{W} has zero as a simple eigenvalue. All other eigenvalues have negative real part. Additionally, the left-eigenvector with eigenvalue zero has only positive (or negative) entries.

PROOF The proof makes use of the Perron–Frobenius Theorem for the non-negative matrix $\mathbb{P}(t) = e^{t\mathbb{W}}$. [43] □

Thus, dynamic reversibility and irreducibility of the intensity matrix are sufficient for ergodicity:

9.23 Definition The left-eigenvector π of \mathbb{W} corresponding to the eigenvalue zero and normalized as $\sum_i \pi_i = 1$, is the *ergodic measure* or *steady state distribution* of the Markov process.

In the following, I always assume a Markovian jump process that is homogeneous, dynamically reversible and takes place on a connected graph. The process is characterized by its intensity matrix \mathbb{W} .

9.24 Definition The matrix $\Phi := \text{diag}(\pi)\mathbb{W}$ is the *flux matrix* of the steady state. Its entry $\phi_j^i = \pi_i w_j^i$ is the *probability flux* from state v_i to state v_j . The fluxes can be understood as positive functions on the edges: $\phi(e) = \pi_{o(e)} w(e)$. Since fluxes are positive on all edges, they are not anti-symmetric. They cannot be understood as elements of the edge space $C_1(\mathcal{G})$, cf. definition 3.1.

9.25 Definition The difference $J(e) := \phi(e) - \phi(-e)$ is the *probability current* on the edge e . Hence, the current $J: \mathcal{E} \rightarrow \mathbb{R}$ is anti-symmetric and an element of $C_1(\mathcal{G})$. It can be written as a matrix $\mathbb{J} = \Phi - \Phi^T$ with entries $J_j^i = \phi_j^i - \phi_i^j$.

9.26 Remark Since the steady state distribution is an eigenvector of the intensity matrix, we have

$$\forall i: 0 = (\pi\mathbb{W})_i = \sum_{j=1}^N (\pi_j w_i^j - \pi_i w_j^i) = \sum_{j=1}^N (\phi_j^i - \phi_i^j) = - \sum_{j=1}^N J_j^i.$$

9.27 Proposition The probability currents run in cycles, i. e. $\partial J = 0$ or $J \in Z(\mathcal{G})$, cf. definition 3.19.

PROOF This proposition is connected to the example 3.21 of electric networks. Therefore, I restate the short proof [28]:

$$\begin{aligned} \partial J &= \sum_{e \in \mathcal{E}} J(e) [o(e) - t(e)] = \sum_{v \in \mathcal{V}} v \sum_{e \in \mathcal{E}} J(e) ([o(e) = v] - [t(e) = v]) \\ &= \sum_{i=1}^N v_i \sum_{j: j>i}^N (J_j^i - J_i^j) = \sum_{i=1}^N v_i \sum_{j=1}^N J_j^i = 0 \end{aligned}$$

The last equality is due to remark 9.26. □

9.28 Remark According to remark 4.14 the cycle decomposition of the probability current is given by

$$J = \sum_{\eta \in \mathcal{H}} J(\eta) \zeta_\eta,$$

where $\mathcal{H} = \mathcal{H}(\mathcal{T})$ is the chord set of a spanning tree \mathcal{T} .

9.29 Definition A Markov process satisfies *detailed balance* if Φ is symmetric or, equivalently, the probability currents on every edge vanish:

$$\forall e: \phi(e) - \phi(-e) = 0 \quad \Leftrightarrow \quad J = 0.$$

9.30 Proposition In a Markovian jump process with intensity matrix \mathbb{W} , the probability of a state v_j to occur, conditional on another state v_i is [7]

$$P(v_j | v_i) = \frac{w_j^i}{r_i} = \frac{w_j^i}{\sum_{\ell \neq i} w_\ell^i}.$$

9.31 Proposition Let \mathbb{W} be the intensity matrix of an ergodic Markov process with corresponding graph \mathcal{G} . Any walk $\gamma = (e_1, e_2, \dots, e_n)$, cf. definition 2.15, on \mathcal{G} has the probability

$$p[\gamma] := \pi_{o(e_1)} \prod_{i=1}^n \frac{w(e_i)}{r_{o(e_i)}}.$$

to occur in the steady state.

PROOF A Markovian process has no memory, thus the conditional probabilities of consecutive jumps multiply. \square

9.32 Remark The probability of a walk is basically the probability of a trajectory, ignoring the jump-time statistics that is known from proposition 9.13.

9.33 Proposition The number of jumps n in a Markovian trajectory is a random variable that depends on the running time T . The average number of jumps for long trajectories is almost surely constant [26]:

$$\lim_{T \rightarrow \infty} \frac{n(T)}{T} = \sum_i \pi_i r_i =: r \quad \text{a. s.}$$

10 Observables and Fluctuations

In most cases the steady state distribution π and the currents J of the steady state are not that interesting. Rather, one is interested in observables defined on the Markov process. In the following I will treat *current-like observables*. These observables are 1-chains $f \in C_1(\mathcal{G})$ satisfying $f(e^-) = -f(e^+)$. Just like in the case of probability currents, for any 1-chain $f \in C_1(\mathcal{G})$ there is an anti-symmetric matrix with entries $f_j^i := f(e)$ where $e = (v_i, v_j)$.

Ergodic processes have a very remarkable property: Very long trajectories sample the state space in a representative way. That means, asymptotically, time averages and ensemble averages coincide. Large deviation theory even allows to quantify the convergence of time averages.

10.1 Remark The definitions and results on large deviations in section 8, stated for sequences of random variables, immediately apply to stochastic processes with continuous time parameter.

10.2 Definition Let $f \in C_1(\mathcal{G})$ be a 1-chain. Then the number

$$\langle f \rangle := \langle J, f \rangle$$

is its *steady state expectation*.

10.3 Definition Let $\gamma_T = (e_1, e_2, \dots, e_{n(T)})$ be the walk given by a trajectory of a Markovian jump process. The *trajectory average* of $f \in C_1(\mathcal{G})$ is defined as

$$\bar{f}(T) := \frac{1}{T} \sum_{j=1}^{n(T)} f(e_j).$$

Leaving the trajectory unspecified makes $\bar{f}(T)$ a random variable, referred to as *time average*.

10.4 Theorem (Ergodic Theorem) For any $f \in C_1(\mathcal{G})$ the time average satisfies [26]

$$\lim_{T \rightarrow \infty} \bar{f}(T) = \langle f \rangle \quad \text{a. s.}$$

10.5 Definition Let $F = (f^{(1)}, f^{(2)}, \dots, f^{(d)})$ be a d -tuple of 1-chains. One defines its *skewed intensity matrix* $\mathbb{W}(q)$ via

$$(\mathbb{W}(q))_j^i := \mathbb{W}_j^i \exp \left(\sum_{\ell=1}^d q_\ell f^{(\ell)}_j^i \right), \quad \text{with } q = (q_1, q_2, \dots, q_d) \in \mathbb{R}^d.$$

For $q = 0$ the intensity matrix \mathbb{W} and the skewed intensity matrix $\mathbb{W}(0)$ are identical.

10.6 Proposition The dominant eigenvalue of any skewed intensity matrix is simple, just as in the non-skewed case. [19]

10.7 Proposition Let $E = (e_1, e_2, \dots, e_M)$ denote the standard basis of $C_1(\mathcal{G})$. Let $\bar{E}(T)$ denote its component-wise time average. The limit

$$\lambda_E(q) = \lim_{T \rightarrow \infty} \frac{1}{T} \ln \left\langle e^{Tq \cdot \bar{E}(T)} \right\rangle.$$

exists for any $q \in \mathbb{R}^M$ and is given by the dominant eigenvalue of the skewed intensity matrix of E . [2]

The assumption of a finite state space ensures differentiability [42] of $\lambda_E(q)$. So the above proposition basically states that the time average of the standard basis has a smooth scaled cumulant-generating function. Due to the Gärtner–Ellis Theorem 8.4, the time average of the standard basis satisfies a large deviation principle. This is not limited to the standard basis:

10.8 Proposition *The time average of any d -tuple $F = (f^{(1)}, f^{(2)}, \dots, f^{(d)})$ of 1-chains has a smooth SCGF $\lambda_F(q)$ that is given by the dominant eigenvalue of its skewed intensity matrix $\mathbb{W}(q)$.*

PROOF There is a matrix \mathbb{M} such that $F = \mathbb{M}E$, hence

$$\lambda_F(q) = \lim_{T \rightarrow \infty} \frac{1}{T} \ln \left\langle e^{Tq \cdot \mathbb{M}\bar{E}(T)} \right\rangle = \lim_{T \rightarrow \infty} \frac{1}{T} \ln \left\langle e^{T(\mathbb{M}^T q) \cdot \bar{E}(T)} \right\rangle = \lambda_E(\mathbb{M}^T q). \quad \square$$

10.9 Remark A special case is a tuple of constant zeroes $F_0 = (0, 0, 0, \dots, 0)$. This is also a tuple of 1-chains, but its time average is not a random variable—it is always constant. In this case, obviously, we have $F_0 = \mathbf{0}E$ with the constant zero matrix $\mathbf{0}$ of suitable dimension. However, the SCGF $\lambda_{F_0}(q) = \lambda_E(\mathbf{0}^T q) = \lambda_E(0) = 0$ is a constant and not strictly convex. Therefore, all of its derivatives, *i. e.* the scaled cumulants, vanish.

10.10 Definition The scaled cumulants $c(\overline{f^{(i)}}(T), \dots, \overline{f^{(j)}}(T))$, *i. e.* the partial derivatives of $\lambda_F(q)$, are the *fluctuation spectrum* of the tuple $\bar{F}(T)$. Let $\bar{F}_1(T), \bar{F}_2(T)$ be two tuples with identical spectrum. I denote this by $\bar{F}_1(T) \asymp \bar{F}_2(T)$.

Since the SCGF of every d -tuple of 1-chains is smooth, the scaled cumulants entirely determine the convergence properties and thus the rate function.

In order to avoid an overly cumbersome notation I will write $c(f^{(i)}, \dots, f^{(j)})$ for the scaled cumulants and $F_1 \asymp F_2$ if the fluctuation spectra coincide.

10.11 Remark The propositions 10.7 and 10.8 are very nice from a theoretical point of view: They guarantee existence and differentiability for the SCGF. Unfortunately, it is a hard problem to find analytical expressions for the eigenvalues of big matrices. In order to find the fluctuation spectra, however, this step can be avoided with the help of the following

10.12 Theorem (Implicit Function Theorem) Let $h: \mathbb{R}^d \times \mathbb{R}^k \rightarrow \mathbb{R}^k, (q, x) \mapsto h(q, x)$ be a continuously differentiable function. Fix a point (q_0, x_0) with $h(q_0, x_0) =: h_0$. If the matrix $\nabla_x h(q_0, x_0)$ is invertible then there is an open set $U \ni q_0$, an open set $V \ni x_0$, and a continuously differentiable function $\lambda: U \rightarrow V$ with

$$\{(q, \lambda(q)) \mid q \in U\} = \{(q, x) \in U \times V \mid h(q, x) = h_0\}.$$

Furthermore, the derivative of λ at q_0 is given by

$$\nabla \lambda(q_0) = -(\nabla_x h(q_0, x_0))^{-1} \nabla_q h(q_0, x_0).$$

If h is ℓ times continuously differentiable, then so is λ and its derivatives can be calculated from those of h .

The SCGF $\lambda(q)$ is the unique solution to the eigenvalue problem with $\lambda(0) = 0$. The implicit function theorem allows us to calculate the fluctuation spectrum directly from the characteristic polynomial — explicitly finding the roots is not necessary:

Let $\chi(q, x) := \chi_{\mathbb{W}(q)}(x) = \sum_{i=0}^N a_i(q) x^i$ be the characteristic polynomial of $\mathbb{W}(q)$. The implicit function theorem is applicable in $(0, 0)$ since $\mathbb{W}(0) = \mathbb{W}$ and due to the Matrix-Tree Theorem 5.19 the coefficient $\frac{d\chi}{dx}(0, 0) = a_1(0) = a_1$ does not vanish. The scaled cumulants can hence be determined iteratively: Take a partial derivative of order ν with respect to q of the entire equation $0 = \chi(q, \lambda(q))$ and evaluate at $q = 0, \lambda(0) = 0$. The partial derivative of λ appears only once, so you can solve for it. This scaled cumulant depends on partial derivatives of χ of order less or equal to ν . These partial derivatives are the polynomial's coefficients $a_i(q)$ and their derivatives at $q = 0$.

10.13 Example The first three scaled cumulants of a 1-chain $f \in C_1(\mathcal{G})$ are

$$\begin{aligned} c_1 &= -\frac{a'_0}{a_1}, & c_2 &= 2\frac{a'_1 a'_0}{a_1^2} - 2\frac{a_2 (a'_0)^2}{a_1^3} - \frac{a''_0}{a_1}, \\ c_3 &= +\frac{3a'_0 a''_1}{a_1^2} - \frac{6a_2 a'_0 a''_0}{a_1^3} + \frac{3a'_1 a''_0}{a_1^2} + \frac{6a_3 (a'_0)^3}{a_1^4} - \frac{12a_2^2 (a'_0)^3}{a_1^5} \\ &\quad - \frac{6a'_2 (a'_0)^2}{a_1^3} + \frac{18a_2 a'_1 (a'_0)^2}{a_1^4} - \frac{6(a'_1)^2 a'_0}{a_1^3} - \frac{a'''_0}{a_1}. \end{aligned}$$

In the above expressions all coefficients a_i and their derivatives have to be evaluated at $q = 0$.

10.14 Proposition Let $y \in Z^\perp(\mathcal{G})$ be a cocycle, cf. definition 3.19. Then $y \approx 0$.

PROOF The proof goes along the lines of a proof in reference [2]. There, the authors prove a different statement: They only consider a special 1-chain that is neither a pure cycle nor a pure cocycle.

In the following let $N = |\mathcal{G}|$ be the order of the graph. By definition, the entries of the characteristic matrix are

$$\mathbb{M}_j^i := (\mathbb{W}(q) - x \cup)_j^i = \begin{cases} -\sum_{\ell=1}^N w_\ell^i - x, & \text{if } i = j \\ w_j^i e^{qy_j^i}, & \text{if } i \neq j. \end{cases}$$

The determinant of \mathbb{M} can be represented as

$$\det(\mathbb{M}) = \chi_{\mathbb{W}(q)}(x) = \sum_{\sigma \in \mathfrak{S}_N} \text{sgn}(\sigma) \mathbb{M}_{\sigma(1)}^1 \mathbb{M}_{\sigma(2)}^2 \dots \mathbb{M}_{\sigma(N)}^N,$$

where \mathfrak{S}_N denotes the permutation group of N symbols and $\text{sgn}(\sigma)$ is the sign of the permutation σ . The permutations can always be decomposed along generators of the group: Let $\sigma \in \mathfrak{S}_N$ be a permutation. If there is a vertex v_i for that $v_{\sigma(i)} \notin \text{nbh}(v_i)$, cf. definition 4.21, then the corresponding $\mathbb{M}_{\sigma(i)}^i$ vanishes and the entire term is absent, hence independent of q . For any index ℓ such that $\sigma(\ell) = \ell$, the matrix entry \mathbb{M}_ℓ^ℓ does not depend on q . Obviously, there can be indices with $\sigma^2(j) = j$. In this case the product $\mathbb{M}_{\sigma(j)}^j \mathbb{M}_j^{\sigma(j)}$ is independent of q as well, since y is anti-symmetric. For the remaining indices k , the permutations are cyclic (or anticyclic) permutations along cycles of the graph: They satisfy $\sigma^n(k) = k$ for some minimal n depending on k . Multiplying the corresponding matrix entries adds the exponents. Since y is a cocycle, its sum along any cycle is zero. Thus, no term in $\det(\mathbb{M})$ depends on q and all scaled cumulants vanish. \square

10.15 Proposition Let $f, h \in C_1(\mathcal{G})$ be two 1-chains. Then $f - h \in Z^\perp(\mathcal{G}) \Leftrightarrow f \approx h$.

PROOF Let $f - h \in Z^\perp(\mathcal{G})$. This is equivalent to $\forall z \in Z(\mathcal{G}): \langle f, z \rangle = \langle h, z \rangle$. As seen in the proof of proposition 10.14, the fluctuation spectra only depend on the cycle sums. This can also be seen from multilinearity of the scaled cumulants, cf. proposition 8.11: \square

10.16 Definition For any 1-chain f the *chord representation* is given by

$$f_{\mathcal{H}} := \sum_{\eta \in \mathcal{H}} f_\eta \eta,$$

where $f_\eta := \langle f, \zeta_\eta \rangle$ is the *projection* of f onto the fundamental cycle ζ_η corresponding to the chord η .

10.17 Remark The above representation is fundamentally different from the representation of a cycle given in remark 4.14: It is defined for all $f \in C_1(\mathcal{G})$ and $f_{\mathcal{H}}$ vanishes on any edge of the spanning tree. Therefore, the boundary $\partial f_{\mathcal{H}}$ is a linear combination of vertices incident to the chords. In general, this boundary does not vanish so $f_{\mathcal{H}} \notin Z(\mathcal{G})$.

10.18 Proposition *The 1-chain f and its chord representation $f_{\mathcal{H}}$ satisfy $f \simeq f_{\mathcal{H}}$.*

PROOF Let ζ be a fundamental cycle. Then

$$\langle f - f_{\mathcal{H}}, \zeta \rangle = \langle f, \zeta \rangle - \sum_{\eta \in \mathcal{H}} \langle f, \zeta_\eta \rangle \langle \eta, \zeta \rangle = 0 \quad \square$$

10.19 Proposition *The fluctuation spectrum of a 1-chain f is determined entirely by the joint fluctuation spectra of the chords \mathcal{H} and the projections f_η . The first two scaled cumulants are*

$$\begin{aligned} c_1(f) &= \sum_{\eta \in \mathcal{H}} f_\eta c_1(\eta), \\ c_2(f) &= \sum_{\eta \in \mathcal{H}} \sum_{\xi \in \mathcal{H}} f_\eta f_\xi c(\eta, \xi). \end{aligned}$$

PROOF This is a direct consequence of proposition 10.18 and multilinearity of the scaled cumulants. \square

10.20 Remark For any chord $\eta \in \mathcal{H}$, the time average $\bar{\eta}(T)$ has to be interpreted as an instantaneous current through that chord. According to the Ergodic Theorem 10.4 its first cumulant is identical to the steady state current $J(\eta)$ on that chord. Therefore, the above proposition resembles the cycle representation, as given in remark 4.14, and generalizes it to the entire fluctuation spectrum of any current-like observable.

Summary

In this chapter we have seen how to describe Markovian jump processes as random walks on graphs. Ergodic Markovian jump processes have a unique stationary

Markovian Dynamics

probability distribution on the vertices. Observables on ergodic Markov processes satisfy a large deviation principle. The convergence behavior of their time average is entirely determined by their projection onto the cycle space and the fluctuation spectra of the currents through the chords.

Stochastic Thermodynamics

Now I will use the concepts introduced so far to mathematically model physical systems: Let a thermodynamical system be given and let it be connected to at least two reservoirs. In the language of statistical mechanics the system is assumed to be described by a deterministic, ergodic dynamics on a Hamiltonian phase space, or possibly on a subset thereof.

Physically not all microscopic states in phase space can be measured. Let us assume that only a finite set \mathcal{V} of *mesoscopic* states can be distinguished by our measurements. They induce a partition of phase space. On the set \mathcal{V} of mesoscopic states the ergodic dynamics becomes a stochastic jump process, as seen in example 9.5. Let us assume that this process is Markovian. This assumption is definitely not satisfied for all possible combinations of partitions and ergodic measures on phase space. However, a separation of time scales between the dynamics within a partition cell and in between different cells results in an approximately Markovian process. [40]

The connections and interactions with the reservoirs define transition rates between the mesoscopic states in \mathcal{V} and thus an intensity matrix \mathbb{W} , cf. definition 9.10. For physical systems it is reasonable to assume dynamical reversibility and connectedness of the corresponding graph \mathcal{G} [30, 38, 40]. Consequently, the induced Markovian jump process is ergodic. Let both an arbitrary orientation on the edges, and spanning tree \mathcal{T} with chord set $\mathcal{H} = \mathcal{H}(\mathcal{T})$ be given.

11 Thermodynamics of the Steady State

11.1 Definition Let $v_i \mapsto p_i(t)$ be a time dependent probability distribution on the states. Then the Shannon entropy of the distribution

$$S_{\text{vis}}(t) := - \sum_{v_i \in \mathcal{V}} p_i(t) \ln p_i(t)$$

is the *visible entropy* of the system. For ergodic Markov processes the visible entropy approaches that of the stationary distribution π .

This definition implicitly assumes that the mesoscopic states v_i have no internal structure and thus no internal entropy. This might not always be the case, but here I assume that all information is known by specifying the mesoscopic state.

11.2 Proposition *The time derivative of the visible entropy can be split into two parts [17]*

$$\dot{S}_{\text{vis}}(t) = \dot{S}_{\text{prod}}(t) - \dot{S}_{\text{flow}}(t), \quad (7)$$

where we use the following

11.3 Definition The two quantities in the above proposition are the *entropy-production rate* within the system,

$$\dot{S}_{\text{prod}}(t) := \sum_{i,j} p_i(t) w_j^i \ln \frac{p_i(t) w_j^i}{p_j(t) w_i^j},$$

and the *entropy-flow rate* out of the system,

$$\dot{S}_{\text{flow}}(t) := \sum_{i,j} p_i(t) w_j^i \ln \frac{w_j^i}{w_i^j}.$$

PROOF (OF PROPOSITION 11.2)

$$\begin{aligned} \dot{S}_{\text{vis}}(t) &= -\frac{d}{dt} \sum_i p_i(t) \ln [p_i(t)] = -\sum_i \dot{p}_i(t) \ln [p_i(t)] - \underbrace{\sum_i \dot{p}_i(t)}_{=0} \\ &= -\sum_i \sum_{j: j \neq i} \left(p_j(t) w_i^j - p_i(t) w_j^i \right) \ln [p_i(t)] = \sum_i \sum_j p_i(t) w_j^i \ln \left[\frac{p_i(t)}{p_j(t)} \right] \\ &= \sum_i \sum_j p_i(t) w_j^i \ln \left[\frac{p_i(t) w_j^i}{p_j(t) w_i^j} \right] - \sum_i \sum_j p_i(t) w_j^i \ln \left[\frac{w_j^i}{w_i^j} \right] \quad \square \end{aligned}$$

11.4 Proposition *The entropy-production rate is non-negative. [17]*

PROOF

$$\begin{aligned} \dot{S}_{\text{prod}}(t) &= \sum_i \sum_j p_i(t) w_j^i \ln \left[\frac{p_i(t) w_j^i}{p_j(t) w_i^j} \right] \\ &= \sum_i \sum_{j: j > i} \left(p_i(t) w_j^i - p_j(t) w_i^j \right) \ln \left[\frac{p_i(t) w_j^i}{p_j(t) w_i^j} \right] \geq 0 \quad \square \end{aligned}$$

The above statement justifies the name entropy-production rate. So in a sense, equation 7 generalizes the second law.

In the following I will only consider the steady state with the probability distribution π on \mathcal{V} . The fluxes are $\Phi = \text{diag}(\pi)\mathbb{W}$, the currents are $\mathbb{J} = \Phi - \Phi^T$, cf. definitions 9.24 and 9.25. The entropy-production and entropy-flow rates in the steady state are independent of time and can be expressed by the probability fluxes and currents:

$$\dot{S}_{\text{prod}} = \sum_{e \in \mathcal{E}} J(e) \ln \frac{\phi(e)}{\phi(-e)} \quad \text{and} \quad \dot{S}_{\text{flow}} = \sum_{e \in \mathcal{E}} J(e) \ln \frac{w(e)}{w(-e)}.$$

Furthermore, $\dot{S}_{\text{prod}} = \dot{S}_{\text{flow}}$ since $\dot{S}_{\text{vis}} = 0$.

11.5 Definition A Markovian jump process is in *equilibrium* if the entropy-production rate \dot{S}_{prod} in the steady state vanishes.

11.6 Definition We define $A, B \in C_1(\mathcal{G})$ by

$$A(e) := \ln \frac{\phi(e)}{\phi(-e)} = \ln \frac{\pi_{o(e)} w(e)}{\pi_{t(e)} w(-e)}, \quad B(e) := \ln \frac{w(e)}{w(-e)}.$$

The 1-chain A is called *affinity*, B is the *motance*.

The name affinity for the quantity A is inspired by chemistry: In chemical reactions one considers concentrations of particles instead of probability distributions and reaction rates rather than transition rates. These descriptions can be mapped onto each other and then the definition above coincides with the chemical affinity, up to scalar factors involving temperature and Boltzmann's constant. [25]

11.7 Proposition The affinity and motance satisfy $A - B \in Z^\perp(\mathcal{G})$.

PROOF For the fundamental cycle $\zeta = \zeta_\eta$ of any chord $\eta \in \mathcal{H}$, we have

$$\langle A - B, \zeta \rangle = \sum_{e \in \mathcal{E}} (A(e) - B(e)) \zeta(e) = \sum_{e \in \zeta} \ln \frac{\pi_{o(e)}}{\pi_{t(e)}} = \sum_{e \in \zeta} \ln \pi_{o(e)} - \sum_{e \in \zeta} \ln \pi_{t(e)} = 0$$

The proposition follows from linear extension. □

11.8 Remark The above proposition ensures that for any fundamental cycle ζ_η the *cycle affinity* $A_\eta = \langle A, \zeta_\eta \rangle$ only depends on the transition rates and not on the stationary distribution π .

11.9 Proposition *With the cycle representation of J or the chord representation of A , cf. remark 4.14 and definition 10.16, we have*

$$\dot{S}_{\text{prod}} = \sum_{e \in \mathcal{E}} J(e) A(e) = \langle J, A \rangle = \sum_{\eta \in \mathcal{H}} J(\eta) A_\eta.$$

11.10 Proposition *The following statements are equivalent*

$$J = 0 \Leftrightarrow A = 0 \Leftrightarrow \dot{S}_{\text{prod}} = 0 \Leftrightarrow A \in Z^\perp(\mathcal{G}) \Leftrightarrow B \in Z^\perp(\mathcal{G}).$$

11.11 Remark The preceding proposition shows that the concepts of equilibrium and detailed balance are equivalent. Moreover, it allows to determine whether the stationary state of an ergodic Markov process is an equilibrium state without the need to actually calculate the stationary distribution π .

11.12 Proposition *For an equilibrium process, there is a 0-chain $u \in C_0(\mathcal{G})$ such that $\partial^* u = B$. Writing $u_i := u(v_i)$, the detailed balance condition translates to*

$$\frac{\pi_i}{\pi_j} = \exp[u_j - u_i] \quad \Leftrightarrow \quad \pi_i = \frac{e^{-u_i}}{\sum_\ell e^{-u_\ell}}.$$

The 0-chain u is unique up to a constant.

11.13 Definition The 0-chain u in the preceding proposition is the *thermodynamic potential* of the equilibrium process.

11.14 Example Consider the Markov process on the state space $\mathcal{V} = (v_1, v_2, v_3)$ associated to the intensity matrix

$$\mathbb{W} = w \begin{pmatrix} -1-x & x & 1 \\ 1 & -2 & 1 \\ 1 & 1 & -2 \end{pmatrix},$$

where $w, x > 0$. The constant w defines the time scale of the process and was introduced only for dimensional purposes. The corresponding graph is a circuit \mathcal{C}^3 . A natural choice for the orientations of the edges is $v_1 \rightarrow v_2 \rightarrow v_3 \rightarrow v_1$. The graph is its own fundamental cycle ζ , irrespective of the choice of any spanning tree. The stationary state is characterized by the distribution $\pi = (\frac{1}{2+x}, \frac{2}{3} - \frac{1}{2+x}, \frac{1}{3})$ and the current $J = \frac{w}{2} \frac{x-1}{x+2} \zeta$. The affinity is $A = (\ln \frac{3x}{1+2x}, \ln \frac{2+x}{1+2x}, \ln \frac{1+x}{3})$, the motance is $B = (\ln x, 0, 0)$. The cycle affinity is $\langle A, \zeta \rangle = \ln x$, so the entropy-production rate is $\dot{S}_{\text{prod}} = \frac{w}{2} \frac{x-1}{x+2} \ln x$. This system is in equilibrium if and only if $x = 1$, as is seen most

easily in the motance. The thermodynamic potential of this equilibrium process is a constant. Additionally, under equilibrium conditions the intensity matrix can be expressed by the Laplacian matrix of the graph: $\mathbb{W} = -w\mathbb{L}$.

12 Thermodynamics of Random Trajectories

12.1 Definition The time average $\Sigma_T := \overline{A}(T)$ of the affinity is called *time-averaged entropy-production rate*.

As a result of the ergodic theorem 10.4 and proposition 11.9 we have

$$\lim_{T \rightarrow \infty} \Sigma_T = \dot{S}_{\text{prod}} \quad \text{a. s.}$$

12.2 Remark In the literature, the time-averaged entropy-production rate is not always defined this way. Other definitions, however have the same fluctuation spectrum. The definition [31] with the most appealing microscopic interpretation is

$$\Sigma_T = \frac{1}{T} \ln \frac{p[\gamma]}{p[\gamma^{-1}]} = \frac{1}{T} \ln \frac{\pi_{o(\gamma)} r_{t(\gamma)}}{\pi_{t(\gamma)} r_{o(\gamma)}} + \frac{1}{T} \sum_{e \in \gamma} \ln \frac{w(e)}{w(-e)},$$

where $p[\gamma]$ is the probability of the walk $\gamma = (e_1, e_2, \dots, e_{n(T)})$, cf. proposition 9.32.

12.3 Proposition The scaled cumulant generating function $\lambda(q)$ of the time-averaged entropy-production rate exists and is differentiable. It is given by the dominant eigenvalue of the skewed intensity matrix $\mathbb{W}(q)$ with entries

$$w_j^i(q) := w_j^i \left(\frac{w_j^i}{w_i^j} \right)^q. \quad (8)$$

Consequently, the family Σ_T of random variables satisfies a large deviation principle with rate function $I(s) = s q(s) - \lambda \circ q(s)$ where $q(s)$ is the solution to $s = \lambda'(q)$.

12.4 Theorem (Fluctuation Theorem) The rate function $I(s)$ and the SCGF $\lambda(q)$ of the time-average entropy-production Σ_T have the following symmetries [30, 42]:

$$I(s) - I(-s) = -s, \quad \lambda(-q) = \lambda(q - 1). \quad (9)$$

13 Displacement, Drift, Diffusion

Unfortunately, not all observables on the edges are intrinsically current-like, *i. e.* anti-symmetric. One of the most important examples for such an observable is

the displacement from which one can extract a drift coefficient and a diffusion constant. The latter two scalars are often used to quantify physical motion with stochastic dynamics.

The non-trivial structure of graphs implies a difficulty in defining what the physical displacement of a walk is: The length n of a walk is not a good measure. A walk hopping between two adjacent states arbitrarily often does not travel far, no matter how distance is defined.

13.1 Definition Let \mathcal{G} be a graph. A *distance* is a symmetric function on the edges, *i. e.* $L: \mathcal{E}(\mathcal{G}) \rightarrow \mathbb{R}$ with $L(e^-) = L(e^+)$. The distance naturally lifts to the universal covering $\theta: \tilde{\mathcal{G}} \rightarrow \mathcal{G}$ by $L(\tilde{e}) := L(\theta_{\mathcal{E}}(\tilde{e}))$ for $\tilde{e} \in \mathcal{E}(\tilde{\mathcal{G}})$.

13.2 Definition Let \mathcal{G} be equipped with a distance L . Let γ be a path in \mathcal{G} . The *displacement* of the path γ is given by $L[\gamma] := \sum_{e \in \gamma} L(e)$.

A walk can travel the same edge multiple times and in opposite directions. So the above definition will not give the expected value for the displacement, if applied to walks.

13.3 Definition Let γ be a walk in \mathcal{G} . The lift $\tilde{\gamma}$ of γ is a walk in the universal covering $\tilde{\mathcal{G}}$. Since the universal covering is a tree, there is a unique path γ' in $\tilde{\mathcal{G}}$ from $o(\tilde{\gamma})$ to $t(\tilde{\gamma})$. The walk $\tilde{\gamma}$ and the path γ' are homotopic. The *displacement* of the walk γ is given by the displacement of this path $L[\gamma] := L[\gamma']$ on the universal covering.

This definition also applies to fundamental cycles and thus gives a function $L: \pi_1(\mathcal{G}, v) \rightarrow \mathbb{R}_{\geq 0}$ on the fundamental group. The exact values of L on $\pi_1(\mathcal{G})$ depend on the representation, *i. e.* the starting and endpoint v . There is no reason to assume that L is invariant under commutation of its arguments, see the following

13.4 Example Let us revisit the simple graph \mathcal{G}_c . Let its vertices be labelled as in figure 2.2. Its universal covering is given in figure 4.9. Furthermore, let a constant distance $L(e) \equiv L$ for every edge e be given. The neighborhood of vertex v_1 gives a spanning tree with the edges e_2 and e_3 as chords. Let ζ_2, ζ_3 be the corresponding fundamental cycles. Obviously, $L[\zeta_2^{-1} \circ \zeta_2] = 0$ and $L[\zeta_2^{-1}] = L[\zeta_2] = L[\zeta_3] = 3L$. A walk starting and ending at v_1 and going along the cycle $\zeta_2^{-1} \circ \zeta_3 \circ \zeta_2$ has a displacement of $L[\zeta_2^{-1} \circ \zeta_3 \circ \zeta_2] = 7L \neq 3L = L[\zeta_3]$.

Fixing only a running time T , the time average $\bar{L}(T) = \frac{1}{T}L[\gamma_T]$ is a random variable, where again γ_T is the walk defined by a random trajectory of the Markov process. Assume $\bar{L}(T)$ has a smooth scaled-cumulant generating function. Then we have the following

13.5 Definition The first scaled cumulant

$$c_1(L) =: V$$

is the *drift coefficient*, the second scaled cumulant

$$c_2(L) =: 2D$$

is twice the *diffusion constant*.

13.6 Remark The above definition implicitly assumes (effective) motion in one dimension. In case of independent motion in d different dimensions, the above definition is used for every dimension independently.

The displacement L has a smooth SCGF whenever $L: \pi_1(\mathcal{G}, \nu) \rightarrow \mathbb{R}_{\geq 0}$ is the absolute value of a homomorphism $\ell: \pi_1(\mathcal{G}, \nu) \rightarrow \mathbb{R}$. Then the displacement $L[\gamma_T]$ can effectively be expressed as the sum over a 1-chain $\ell \in C_1(\mathcal{G})$. The anti-symmetry of ℓ accounts for reduction and expansion of the lift $\tilde{\gamma}$ to the corresponding path γ' in the universal covering. The dependence on the reference state ν is irrelevant for the fluctuation spectrum.

13.7 Proposition Utilizing the scaling behavior of scaled cumulants, cf. remark 8.12, we can represent the diffusion constant in its more common form:

$$2D = c_2(L) = \lim_{T \rightarrow \infty} \frac{1}{T} \kappa_2 \left(T \bar{L}(T) \right) = \lim_{T \rightarrow \infty} \frac{1}{T} \kappa_2 \left(L[\gamma_T] \right).$$

Summary

With the framework presented in this thesis, it is very easy to treat stochastic thermodynamics on finite Markovian jump processes. The proposition 10.19 ensures that the different definitions of the time-averaged entropy-production rate found in the literature in fact are all equivalent in their fluctuations. Moreover, the concepts also apply in the case of displacement — if the motion is assumed to take place on a 1-dimensional track. Both the drift velocity and the diffusion constant appear in the fluctuation spectrum of the displacement.

Coarse Graining

The fundamental coarse-graining procedure from a microscopic deterministic dynamics to a mesoscopic stochastic dynamics was already described in the preceding chapter. A priori it is not clear what a “good” partitioning of phase space has to look like. Obviously, the stochastic dynamics has to be (approximately) Markovian in order to apply the formalism presented in the preceding chapters. Nonetheless, observers with different experimental setups will require different mesoscopic descriptions. In order to gain insight into the relation between these different descriptions, it is reasonable to investigate how a finegrained mesoscopic description can be further coarse grained.

Esposito [15, 16] examines the effects of coarse graining in stochastic thermodynamics, especially on the steady-state expectations. He accounts for internal structure and thus internal entropy of the mesoscopic states. Upon merging two adjacent mesoscopic states, the visible entropy is partly hidden in the internal entropy. However, a separation of time scales for the staying time on different mesoscopic states is a crucial assumption in this approach.

Altaner and Vollmer [1] suggest a form of local coarse graining that is inspired by the stochastic dynamics of trajectories: No internal structure of states is assumed. By construction, it preserves the steady-state currents—with preserved cycle affinities also the entropy production \dot{S}_{prod} in the steady state is recovered. Moreover, the local coarse graining does not require a separation of time scales:

Let \mathbb{W} be the irreducible intensity matrix of a dynamically reversible and, therefore, ergodic Markovian jump process. Let $\mathcal{G} = (\mathcal{V}, \mathcal{E}, \iota)$ be the corresponding graph. As already noted in the preceding chapter, the graph is simple, connected and has no loops. The aim is to coarse grain the system, *i. e.* construct a new graph $\mathcal{G}' = (\mathcal{V}', \mathcal{E}', \iota')$ with reduced number of vertices and new intensity matrix \mathbb{W}' . Moreover, observables have to be modified in order to match their former steady-state expectations. For observables not directly depending on the transition rates nor on the stationary distribution this is not a problem. The entropy-production rate plays a special role. It cannot be changed independently from the transition rates as it explicitly depends on those.

Altogether, Altaner and Vollmer [1] suggest the following requirements for the local coarse graining:

1. No change in cycle structure of the graph, no change in numerical values of probability currents.
2. Preserve cycle affinities.
3. Local changes in structure or transition rates have no influence on steady-state distribution outside the neighborhood.
4. Entropy change along single trajectories is preserved.

14 Coarse Graining of Bridges

With these requirements a coarse graining of *bridge states* is possible: Pick a vertex $v_2 \in \mathcal{V}$ of degree 2 with its two adjacent vertices v_1 and v_3 not being adjacent to each other, cf. figure 14.11. Let the local probability current be $J_2^1 = J_3^2 \equiv J$.

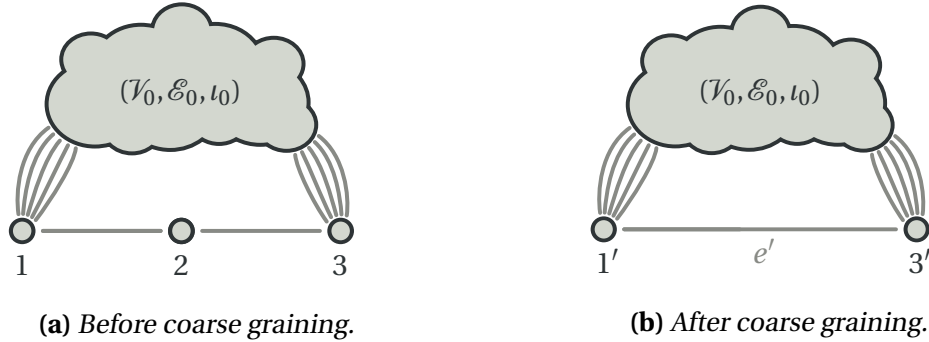


Figure 14.11: A target for the local coarse graining is a bridge state v_2 . After coarse graining the bridge is absorbed into its neighbors v_1 and v_3 .

In the coarse-graining procedure, the bridge state v_2 is absorbed into its neighbors v_1 and v_3 , resulting in new vertices v_1' , v_3' now connected by a new edge e' . The new transition probabilities on this edge are $w_{3'}^{1'}$ and $w_{1'}^{3'}$. The structure of the maximal subgraph $(\mathcal{V}_0, \mathcal{E}_0, \iota_0)$ not containing any vertex of the neighborhood of v_2 is not affected by the coarse graining.

Altaner and Vollmer [1] conclude

$$\begin{aligned}
 w_{n'}^i &= w_n^i & \text{for } v_i \in \mathcal{V}_0, n \in \{1, 3\}, & & w_{2'}^{1'} &= p \frac{J + \psi}{\pi_1}, \\
 w_i^{n'} &= w_i^n p & \text{for } v_i \in \mathcal{V}_0, n \in \{1, 3\}, & & w_{1'}^{2'} &= p \frac{\psi}{\pi_3},
 \end{aligned}$$

with the auxiliary parameters

$$p = \frac{\pi_1 + \pi_3}{\pi_1 + \pi_2 + \pi_3}, \quad \psi = \frac{\phi_2^3 \phi_1^2}{J + \phi_2^3 + \phi_1^2}.$$

The above representation does not suggest a direct physical interpretation. However, a short calculation results in the following expressions:

$$\begin{aligned} w_{n'}^i &= w_n^i & \text{for } v_i \in \mathcal{V}_0, n \in \{1, 3\}, & & w_{2'}^{1'} &= p \frac{w_2^1 w_3^2}{r_2}, \\ w_i^{n'} &= w_i^n p & \text{for } v_i \in \mathcal{V}_0, n \in \{1, 3\}, & & w_{1'}^{2'} &= p \frac{w_2^3 w_1^2}{r_2}, \end{aligned}$$

with the auxiliary parameter $p = \frac{\pi_1 + \pi_3}{\pi_1 + \pi_2 + \pi_3}$ as before. The difference is the new parameter $r_2 = w_1^2 + w_3^2$ which has a physical interpretation: It is the escape rate out of the bridge state v_2 , *cf.* definition 9.14. So in total, the coarse graining multiplies the transition rate to the bridge state with the conditional probability $\frac{w_n^2}{r_2}$, $n \in \{1, 3\}$ of jumping further forward. The factor p accounts for the new steady-state probability to be conserved within the neighborhood. Up to this factor p these expressions are in fact identical to former suggestions [25, 34] of coarse graining not satisfying the locality requirement.

15 Coarse Graining of Leaves

The local coarse graining is also capable of reducing *leaves*. A leaf is a vertex v_2 with degree 1. Its single neighbor v_1 can have arbitrary degree, *cf.* figure 15.12.

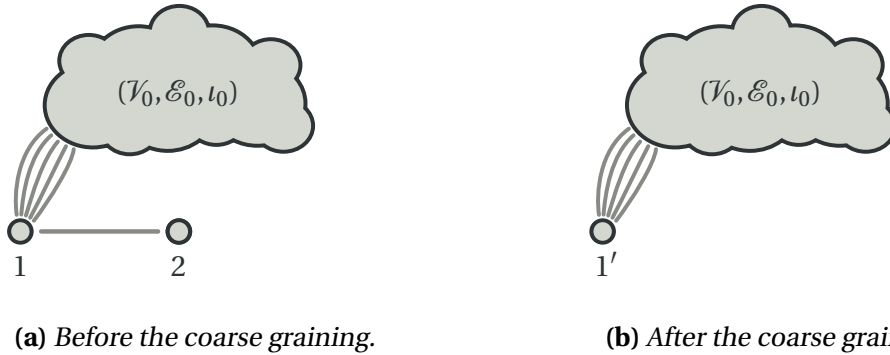


Figure 15.12: Also leaves can be reduced. After the coarse graining the leaf and its incident edge are absorbed into the neighbor v_1 .

Coarse Graining

The coarse graining of a leaf does not have to account for the local current nor for the affinity: The edge $\{v_1, v_2\}$ connecting the leaf v_2 always is in the cocycle space. The new transition rates $w_i^{1'} = w_i^1 \frac{\pi_1}{\pi_1 + \pi_2}$ for $v_i \in \mathcal{V}_0$ have to be reduced in order to preserve both the outgoing probability fluxes and the stationary probability in the neighborhood. All the other transition rates stay untouched.

Summary

The presented coarse-graining procedure addresses single vertices. Due to the locality of the procedure, it can be applied iteratively to reduce all bridges and leaves in a given system. The final structure consists only of triangles, *i. e.* cycles of type \mathcal{C}^3 , at which point no bridges and no leaves are present any more. By construction, in every single coarse-graining step both the currents and the cycle affinities and thus the entropy-production rate \dot{S}_{prod} are preserved.

Model Systems

The presented framework is able to determine fluctuation spectra of arbitrary observables on Markovian jump processes — as long as ergodicity is satisfied.

The simplest model system is a circuit: Its fundamental group is Abelian and there is a natural notion of distance. There are different ways to drive such a system out of equilibrium. I will analyze a homogeneously driven circuit that reveals a connection to transport theory.

Another class of model systems that satisfy all of the prerequisites is of biological nature: molecular motors. These molecular machines are driven by coupling to particle baths, mainly adenosine triphosphate (ATP) and adenosine diphosphate (ADP). Transforming ATP into ADP and phosphate releases the energy the molecular machine needs to perform work. There are different mechanochemical reaction pathway models for different motor proteins: the molecules change their conformation, attach to other molecules, detach, and react. Typically only a finite set of states is distinguishable and the dynamics is stochastic. So these systems can be analyzed with the methods given in this thesis. Moreover, many motor proteins travel along a one-dimensional structure, irrespective of the topology of the mechanochemical reaction pathway. Consequently, there is a notion of distance on the graph. Drift and diffusion of the molecular motor on its track can be measured experimentally. The presented formalism allows us to calculate the drift coefficient and the diffusion constant solely from the mechanochemical reaction pathway. Thus, the quality of a suggested pathway model can be evaluated. This method has fewer requirements than former attempts [5] and is much simpler: The combinatoric complexity of the expressions involved is hidden in the coefficients of the characteristic polynomial, *cf.* proposition 5.18 and example 10.13.

16 Single Circuit

Let us consider a circuit \mathcal{C}^N with vertex set $\{v_1, v_2, \dots, v_N\}$ and order $N \geq 3$. Let the orientation of its edges be aligned: $v_1 \rightarrow v_2 \rightarrow \dots \rightarrow v_N \rightarrow v_1$. The graph is its own fundamental cycle $\zeta \simeq \mathcal{C}^N$ with $\langle \zeta, \zeta \rangle = N$. Then we have the following

Proposition Let $f \in C_1(\mathcal{C}^N)$ be a current-like observable and let \mathbb{W} be an intensity matrix for \mathcal{C}^N . Then the characteristic polynomial of the skewed intensity matrix $\mathbb{W}(q)$ corresponding to f has the following decomposition:

$$\chi_{\mathbb{W}(q)}(x) = \chi_{\mathbb{W}}(x) + \det \mathbb{W}(q). \quad (10)$$

PROOF We already know that $\mathbb{W}(0) = \mathbb{W}$. Furthermore, evaluating the characteristic polynomial of $\mathbb{W}(q)$ for $x = 0$ gives the determinant of the skewed intensity matrix while $\chi_{\mathbb{W}}(0) = \det \mathbb{W} = 0$. As seen in the proof of proposition 10.14, we write the characteristic polynomial of $\mathbb{W}(q)$ as the determinant of the characteristic matrix with entries

$$\mathbb{M}_j^i := (\mathbb{W}(q) - x\mathbb{I})_j^i = \begin{cases} -\sum_{\ell=1}^N w_\ell^i - x, & \text{if } i = j \\ w_j^i e^{qy_j^i}, & \text{if } i \neq j. \end{cases}$$

The dependence of $\det \mathbb{M}$ on q is given by the permutations along cycles of the graph. The circuit \mathcal{C}^N consists exactly of its fundamental cycle ζ and has no other vertices. There are only two permutations of the edges along this cycle: the cyclic and the anti-cyclic permutation. These two permutations leave no vertex invariant, therefore the corresponding terms in $\det \mathbb{M}$ do not depend on x . That means the entire dependence on q is contained in the determinant $\det \mathbb{W}(q)$. \square

Distance and Displacement

Let $L > 0$ be a positive real number. The constant $\frac{L}{N}$ defines a distance for the edges in \mathcal{C}^N . The fundamental group $\pi_1(\mathcal{C}^N)$ is generated by only one fundamental cycle ζ and therefore commutes. The displacement of the generator is $\frac{L}{N}[\zeta] = L$. The 1-chain $\ell = \frac{L}{N}\zeta \in C_1(\mathcal{G})$ gives a group homomorphism $\pi_1(\mathcal{G}) \rightarrow \mathbb{R}$. Its projection onto the fundamental cycle is $\langle \ell, \zeta \rangle = L$. Moreover, this 1-chain reproduces the displacement: For any walk γ in \mathcal{G} , the absolute value $|\sum_{e \in \gamma} \ell(e)|$ is identical to $\frac{L}{N}[\gamma]$ defined via the universal covering, cf. definition 13.3. In the following, I will refer to L as *system size*.

Homogeneous Driving

Let us assume a *homogeneous* driving: Given two constants $w^+, w^- > 0$, define the transition rate along any edge e as $w(e^+) := w^+$ and $w(e^-) := w^-$, i. e. constant on

all edges. As a consequence, also the escape rate $r \equiv w^+ + w^-$ is constant on all vertices. The $N \times N$ intensity matrix \mathbb{W} is circulant with first row $(-r, w^+, 0, \dots, 0, w^-)$, cf. definition 5.11:

$$\mathbb{W} = \begin{pmatrix} -r & w^+ & 0 & \cdots & 0 & w^- \\ w^- & -r & w^+ & 0 & \cdots & 0 \\ 0 & w^- & \ddots & \ddots & \ddots & \vdots \\ \vdots & 0 & \ddots & \ddots & \ddots & 0 \\ 0 & \vdots & \ddots & \ddots & -r & w^+ \\ w^+ & 0 & \cdots & 0 & w^- & -r \end{pmatrix}.$$

The steady state distribution $\pi_i \equiv \frac{1}{N}$ is constant, irrespective of the transition rates w^+ and w^- . Without loss of generality, we will assume $w^+ \geq w^-$ in the following.

Drift, Diffusion, Current, Affinity

For the above setup of a homogeneously driven circuit, the drift coefficient V and the diffusion constant D are known [11]:

$$V = \frac{L}{N} (w^+ - w^-), \quad (11)$$

$$D = \frac{L^2}{2N^2} (w^+ + w^-). \quad (12)$$

For $w^+ = w^-$ the system satisfies detailed balance, thus the drift coefficient vanishes while the diffusion constant stays finite. If $w^+ \neq w^-$ on the other hand, there is a finite probability current $J = \frac{1}{N} (w^+ - w^-) \zeta$. Since the steady state distribution π is constant, the affinity and the motance are equal: $A = B = \ln \left[\frac{w^+}{w^-} \right] \zeta$. The cycle affinity is not independent of the order N of the graph: $A_\zeta = \langle A, \zeta \rangle = N \ln \frac{w^+}{w^-}$. The steady-state expectation of the entropy-production, however, is independent of the order N :

$$\sigma := \dot{S}_{\text{prod}} = \langle J, A \rangle = (w^+ - w^-) \ln \frac{w^+}{w^-} \geq 0.$$

Continuum Limit

It is worth mentioning, that it makes no sense to take the limit $N \rightarrow \infty$ while keeping both the transition rates w^+, w^- and the system size L constant. In that case both transport coefficients vanish while the affinity diverges. So the physical interpretation is no longer justified.

Now let us assume the exact same physics is described by models with a different number of vertices: We fix the system size L and we choose the cycle affinity A_ζ and the diffusion constant D to rewrite the transition rates as follows:

$$\begin{aligned} w^+ &= \frac{DN^2}{L^2} \left(1 + \tanh \frac{A_\zeta}{2N} \right), \\ w^- &= \frac{DN^2}{L^2} \left(1 - \tanh \frac{A_\zeta}{2N} \right). \end{aligned} \quad (13)$$

So we have

$$V = LJ = \frac{D}{L} 2N \tanh \frac{A_\zeta}{2N}, \quad (14)$$

$$\sigma = A_\zeta J = \frac{A_\zeta D}{L^2} 2N \tanh \frac{A_\zeta}{2N}. \quad (15)$$

Now it is easy to see that the continuum limit gives well defined results:

$$V \xrightarrow{N \rightarrow \infty} \frac{A_\zeta D}{L}, \quad (16)$$

$$\sigma \xrightarrow{N \rightarrow \infty} \frac{A_\zeta^2 D}{L^2}. \quad (17)$$

For small N on the other hand, there are problems with a consistent physical interpretation: The drift coefficient and the entropy-production rate change with the number of vertices. This contradicts the assumption that different N describe the exact same underlying physics. This observation holds irrespective of which physical quantities are used to parameterize the transition rates. However, the discrepancy also vanishes at equilibrium and in the *linear response regime*, i. e. for $A_\zeta = 0$ and $A_\zeta \ll 1$.

Rate Function of the Entropy-Production Rate

The entropy-production rate satisfies a large-deviation principle, as seen in proposition 12.3. The homogeneously driven system can be treated with analytical methods, even for not fixed order N . In order to understand the statistics of the entropy production we need to calculate the dominant eigenvalue of the skewed intensity matrix (8) as stated in proposition 12.3. For the homogeneous model this matrix is circulant with first row

$$\left(-w^+ - w^-, \quad w^+ \left(\frac{w^+}{w^-} \right)^q, \quad 0, \quad \dots, \quad 0, \quad w^- \left(\frac{w^-}{w^+} \right)^q \right)$$

Thus, the row sum equals the dominant eigenvalue, *cf.* proposition 5.12, giving us the SCGF:

$$\lambda(q) = w^+ \left(\frac{w^+}{w^-} \right)^q + w^- \left(\frac{w^+}{w^-} \right)^{-q} - w^+ - w^- = 2\beta \left(\frac{\cosh[(2q+1)\alpha]}{\cosh \alpha} - 1 \right), \quad (18)$$

where we use the abbreviations $\alpha := \frac{A_\chi}{2N}$ and $\beta := \frac{DN^2}{L^2}$. This function is smooth and convex everywhere. Its derivative is

$$s(q) = \lambda'(q) = 4\alpha\beta \frac{\sinh[(2q+1)\alpha]}{\cosh \alpha} = \sigma \frac{\sinh[(2q+1)\alpha]}{\sinh \alpha}, \quad (19)$$

where we used $\sigma = 4\alpha\beta \tanh \alpha$. The functional dependence in (19) can easily be inverted to determine the function $q(s)$. This allows us to explicitly calculate the rate function $I(s) = s q(s) - \lambda \circ q(s)$. It is convex as well and has $s = \lambda'(q)$ as a natural variable. We find

$$I(s) = -2\beta \frac{\cosh \circ \text{Asinh} \left[\frac{s}{\sigma} \sinh \alpha \right]}{\cosh \alpha} + 2\beta + \frac{s}{2\alpha \cosh \alpha} \text{Asinh} \left[\frac{s}{\sigma} \sinh \alpha \right] - \frac{s}{2}. \quad (20)$$

All of the terms in the rate function are symmetric in s , except for the last one, which is linear in s . Thus $I(s)$ satisfies the fluctuation relation (9). Moreover, we can rescale the argument of I with the entropy-production rate σ to see that the dependence on β is very simple:

$$\frac{I(x\sigma)}{2\beta} = -\frac{\cosh \circ \text{Asinh} [x \sinh \alpha]}{\cosh \alpha} + 1 + x \tanh[\alpha] (\text{Asinh} [x \sinh \alpha] - \alpha). \quad (21)$$

Here it is obvious that the rate function vanishes at $s = \sigma$, or $x = 1$. Since I is both non-negative and convex, this is the global minimum. In figure 16.13, the rate function is drawn for different driving parameters α .

Approximations of the Rate Function

In the limit of small α , *i. e.* $A \ll N$, we have the expansion

$$I(x\sigma) = \alpha^2 \beta (x-1)^2 + \mathcal{O}(\alpha)^4. \quad (22)$$

On the other hand, an expansion of the rate function for values s close to σ yields

$$I(x\sigma) = \beta \tanh^2[\alpha] (x-1)^2 + \mathcal{O}(x-1)^3. \quad (23)$$

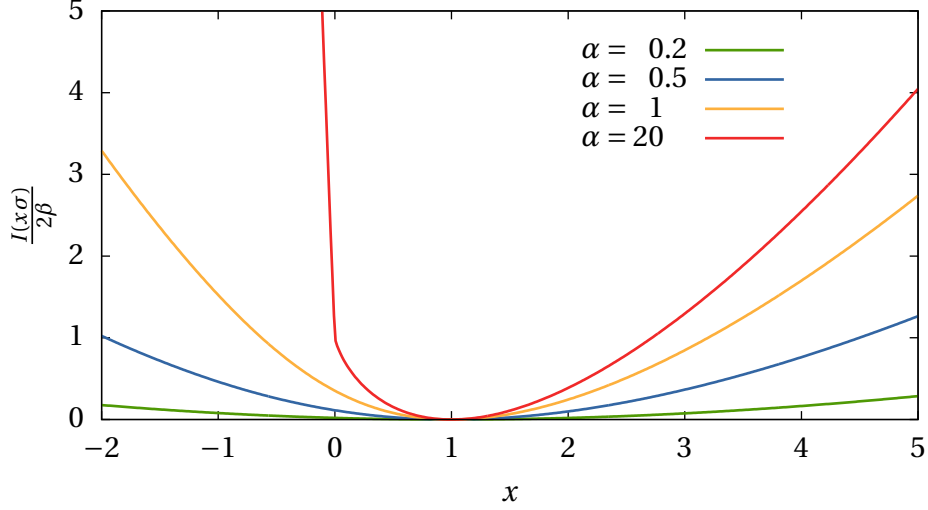


Figure 16.13: The rate function I of the entropy-production rate as a function of $x = \frac{s}{\sigma}$ for different driving parameters $\alpha = \frac{A_L}{2N}$.

Note that the first term in the expansion for itself *cannot* be used to test the fluctuation relation (9): The only parabola $y(x\sigma)$ with minimum $y(\sigma) = 0$ that satisfies the fluctuation relation is

$$y(x\sigma) = \frac{\sigma}{4}(x-1)^2 = \alpha\beta \tanh[\alpha](x-1)^2. \quad (24)$$

Solely for small α the approximation (23) and the function (24) coincide and take the form (22). The parabolic form of the rate function is equivalent to a Gaussian probability distribution. This case is the so called *linear response regime*.

Far away from the minimum ($|x| \gg 1$) the rate function asymptotically reads

$$\frac{I(\pm|x|\sigma)}{2\beta} \approx |x| \tanh[\alpha] (\ln(2|x| \sinh \alpha) - (1 \pm \alpha)). \quad (25)$$

In contrast to the approximation for the minimum, this asymptotics satisfies (9), since it is done symmetrically around the origin. Any approximation ignoring the symmetry around the origin, just as (23) does, will fail to account for the fluctuation relation.

For large α , the rate function can be approximated by

$$\frac{I(x\sigma)}{2\beta} \approx 1 + |x| \ln|x| - |x| + \alpha|x|(1 - \operatorname{sgn} x) \begin{cases} = 1 + x \ln(x) - x, & \text{if } x \geq 0, \\ \approx 1 - 2\alpha|x|, & \text{if } x < 0. \end{cases} \quad (26)$$

In the regime far from equilibrium, the rate function starts to develop a kink in the

origin $x = 0$. Negative values for the entropy-production rate become very quickly unlikely as the backward transition rate w^- approaches zero. For positive x the rate function approaches a scaling form far away from equilibrium.

Fluctuation Spectra

The analysis of the statistical properties of the entropy-production rate so far depended on the fact, that both the dominant eigenvalue, equation (18), of the skewed intensity matrix is analytically accessible and the relation (19) is invertible. In a more general setting where the transition rates explicitly depend on position, this might not be the case. Fortunately, from (18) we can directly calculate the scaled cumulants, without trying to determine the rate function:

$$c_\nu = 2\beta (2\alpha)^\nu \cdot \begin{cases} \tanh \alpha, & \text{for odd } \nu \\ 1, & \text{for even } \nu \end{cases} \quad (27a)$$

$$= 2D \frac{N^2}{L^2} \left(\frac{A_\zeta}{N} \right)^\nu \cdot \begin{cases} \tanh \frac{A_\zeta}{2N}, & \text{for odd } \nu \\ 1, & \text{for even } \nu \end{cases} \quad (27b)$$

The first two scaled cumulants of the entropy-production rate equal the transport coefficients, up to multilinear factors:

$$c_1 = V \frac{A_\zeta}{L}, \quad c_2 = 2D \left(\frac{A_\zeta}{L} \right)^2.$$

This is a consequence of proposition 10.19: In a system with only one fundamental cycle, all current-like observables have the same fluctuation spectrum – up to multilinear factors.

Keeping D , L and A_ζ constant again, we can discuss the continuum limit for the entropy-production rate: In equation (27b) it is easy to see that all higher cumulants ($\nu > 2$) vanish for $N \rightarrow \infty$. Mathematically, the continuum limit is equivalent to the linear response regime, *cf.* equation (22). That means the distribution of any current-like observable is Gaussian and therefore fully described by the drift coefficient V and the diffusion constant D . This is in accordance with the typical approximations in transport theory [23]. In addition, the fluctuation relation for the entropy-production rate demands $2c_1 = c_2$ in the Gaussian case, which resembles the relation (16).

Coarse Graining

In the continuum limit, the homogeneously driven circuit exhibits very simple fluctuation spectra. Hence we conclude: The effects of coarse graining the circuit \mathcal{C}^N with homogeneous driving will be highest for small N . In the following, I consider a circuit of order $N = 4$. It is no problem to apply the coarse-graining procedure described in section 14 to an arbitrary edge in \mathcal{C}^4 to obtain a new intensity matrix on a reduced circuit of type \mathcal{C}^3 . In this case already, the SCGF for the entropy-production rate cannot be conveniently calculated as the dominant eigenvalue of the skewed intensity matrix. As described in section 10, the fluctuation spectrum can nonetheless be determined via the Implicit Function Theorem. The exact expressions are rather involved. In figure 16.14 the ratios of the first four scaled cumulants are given as functions of the cycle affinity A_ζ . Note that due to multilinearity and preserved cycle affinity A_ζ these ratios are actually valid for all current-like observables:

The first cumulant does not change, by construction. The coarse graining leads to changes in the other scaled cumulants, as is clearly visible in the plot. For the first four scaled cumulants the changes are factors of order 1. It is very remarkable that the second scaled cumulant c_2 actually agrees at equilibrium, *i. e.* $A_\zeta = 0$. Further away from equilibrium, however, the ratio rises to a value of 1.4 — a change of about 40 %. As the second scaled cumulant of the displacement is the diffusion constant, this is a significant change. The third and fourth cumulants quantify the skewness and kurtosis of a distribution, *cf.* proposition 7.15. In this case, the coarse graining makes the asymptotic distribution even more skew and causes a sharper peak with fatter tails, relative to the asymptotic distribution before the coarse graining.

Summary

A homogeneously driven circuit is analytically fully tractable: The rate function can be calculated directly. Applying the coarse graining on any one vertex results in a non-homogeneously driven circuit. With the tools given in this thesis, the fluctuation spectrum of any current-like observable can be determined analytically — even though neither the scaled cumulant-generating function, nor the rate function are analytically accessible.

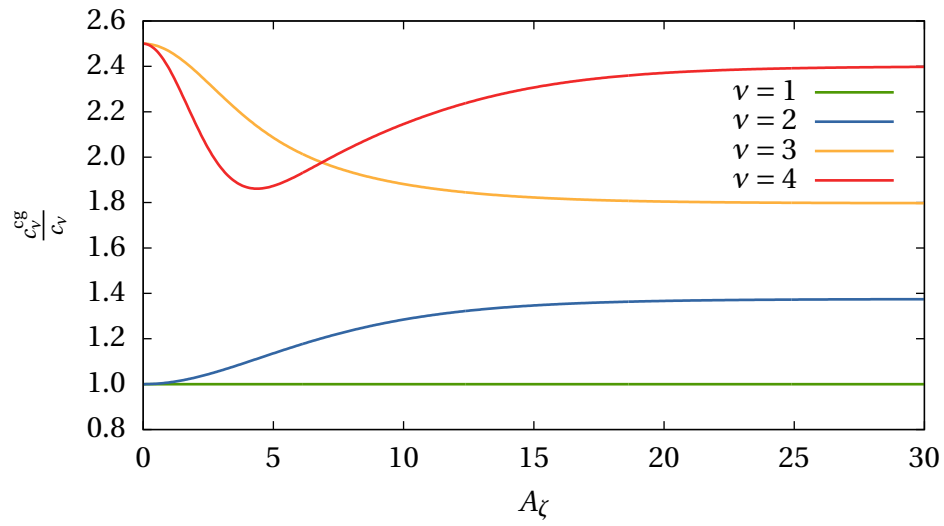


Figure 16.14: The effect of coarse graining: The ratios $\frac{c_v^{cg}}{c_v}$ are given as functions of the cycle affinity A_ζ that drives the system out of equilibrium.

Conclusion

Markovian jump processes naturally arise as models for many systems in physics, chemistry and biology for which the exact microscopic state of the system is experimentally not accessible. These systems, especially in biology, need not be in equilibrium or even close to equilibrium. As hallmarks of non-equilibrium situations, currents are of special interest. In small systems, fluctuations of the currents are not negligible and empirically accessible in modern experiments. [40]

In this thesis, I presented a consistent framework to treat Markovian jump processes on finite state spaces and to analytically quantify the fluctuations of current-like observables in forms of scaled cumulants. I used the mathematical theories of graphs and large deviations to derive the main result, proposition 10.19: The fluctuation spectrum of any current-like observable is (up to multilinear factors) identical to the fluctuation spectrum of the probability currents on only a few edges — the chords of a suitable spanning tree.

A direct application for the results is Stochastic Thermodynamics: The entropy-production rate is a current-like observable. Its time-average along trajectories is not defined consistently throughout the literature. However, the main result shows that all definitions in use are asymptotically equivalent. For some systems, also the displacement can be described as a current-like observable. Consequently, the drift coefficient and the diffusion constant can be determined analytically.

A systematic coarse graining is a possibility to construct a new model for a given system. The presented methods quantify the differences in the predicted fluctuations. This is in fact not restricted to a special coarse graining: Any two models for the same physical phenomenon can be compared analytically. This comparison can then be the basis for deciding what model to use in which context or even to rule out suggested models if they significantly deviate from experimental findings.

The simplest model with finite currents, a single circuit, was analyzed in detail. As long as the driving is entirely homogeneous, all of the large deviation functions are analytically accessible. After coarse graining this system once, this convenience is no longer given. However, it is still possible to calculate the statistics in form of the scaled cumulants.

Outlook

So far, only finite state spaces have been addressed. An obvious extension of the presented tool-set are countably infinite state spaces. In these cases, however, the scaled cumulant-generating function does not need to be differentiable [36].

Up to now, another important prerequisite is dynamical reversibility, *cf.* definition 9.17. In the homogeneously driven circuit, the limit far from equilibrium reveals a rate function that is not differentiable anymore. This is due to vanishing dynamical reversibility. Nonetheless, the system is ergodic in this limit. So, in principle a generalization of the presented framework to merely ergodic processes should be possible.

The homogeneously driven circuit model (section 16) is analytically solvable, even with arbitrary order N . In general, the methods at hand allow us to treat such parametric state-space descriptions only on a case-by-case basis. They require an exact knowledge of the state-space structure.

Further, a systematic understanding of the errors introduced by the local coarse-graining procedure is desirable: In the driven circuit model, the coarse graining of a bridge (section 14) caused the diffusion constant to rise. On the contrary, the elimination of leaves (section 15) attached to a circuit results in a lower diffusion constant (not presented in this work). My hypothesis regarding this observation is the following: Coarse graining of an edge in the cycle space raises the diffusion constant, coarse graining an edge in the cocycle space, on the other hand, will always lower the diffusion constant.

Bibliography

- [1] B. Altaner and J. Vollmer. “Fluctuation-Preserving Coarse Graining for Biochemical Systems”. In: *Phys. Rev. Lett.* 108.22 (2012), p. 228101.
- [2] D. Andrieux and P. Gaspard. “Fluctuation Theorem for Currents and Schnakenberg Network Theory”. In: *J. Stat. Phys.* 127.1 (2007), pp. 107–131.
- [3] M. M. Bandi, J. R. Cressman Jr., and W. I. Goldburg. “Test of the Fluctuation Relation in Lagrangian Turbulence on a Free Surface”. In: *J. Stat. Phys.* 130.1 (2008), pp. 27–38.
- [4] F. Bonetto, N. I. Chernov, and J. L. Lebowitz. “(Global and local) fluctuations of phase space contraction in deterministic stationary nonequilibrium”. In: *Chaos* 8.4 (1998), pp. 823–833.
- [5] N. J. Boon and R. B. Hoyle. “Exact dynamic properties of molecular motors”. In: *The Journal of Chemical Physics* 137.8, 084102 (2012), p. 084102.
- [6] H. B. Callen. *Thermodynamics and an Introduction to Thermostatistics*. 2nd ed. Ney York: Wiley, 1985.
- [7] V. Capasso and D. Bakstein. *An Introduction to Continuous-Time Stochastic Processes: Theory, Models, and Applications to Finance, Biology, and Medicine*. Modeling and simulation in science, engineering & technology. Springer, 2012.
- [8] P. Chebotarev and E. Shamis. “Matrix-Forest Theorems”. In: *ArXiv Mathematics e-prints* (2006). eprint: arXiv:math/0602575.
- [9] S. Ciliberto et al. “Experimental test of the Gallavotti–Cohen fluctuation theorem in turbulent flows”. In: *Physica A* 340.1–3 (2004), pp. 240–250.
- [10] D. M. Cvetković, M. Doob, and H. Sachs. *Spectra of Graphs: Theory and Application*. Pure and Applied Mathematics. Academic Press, 1980.
- [11] B. Derrida. “Velocity and diffusion constant of a periodic one-dimensional hopping model”. In: *J. Stat. Phys.* 31.3 (1983), pp. 433–450.
- [12] R. Diestel. *Graph Theory*. Graduate Texts in Mathematics. Springer, 2010.

Bibliography

- [13] F. Douarche et al. “An experimental test of the Jarzynski equality in a mechanical experiment”. In: *Europhysics Letters* 70.5 (2005), p. 593.
- [14] R. Ellis. *Entropy, Large Deviations, and Statistical Mechanics*. Classics in Mathematics. Springer, 2006.
- [15] M. Esposito. “Stochastic thermodynamics under coarse graining”. In: *Phys. Rev. E* 85.4 (2012), p. 041125.
- [16] M. Esposito. “Erratum: Stochastic thermodynamics under coarse graining [Phys. Rev. E 85, 041125 (2012)]”. In: *Phys. Rev. E* 86.4 (2012), p. 049904.
- [17] M. Esposito and C. van den Broeck. “Three faces of the second law. I. Master equation formulation”. In: *Phys. Rev. E* 82.1 (2010), p. 011143.
- [18] D. J. Evans, E. G. D. Cohen, and G. P. Morriss. “Probability of second law violations in shearing steady states”. In: *Phys. Rev. Lett.* 71.15 (1993), pp. 2401–2404.
- [19] A. Faggionato and D. Di Pietro. “Gallavotti–Cohen-Type Symmetry Related to Cycle Decompositions for Markov Chains and Biochemical Applications”. In: *Journal of Statistical Physics* 143.1 (2011), pp. 11–32.
- [20] G. Gallavotti and E. G. D. Cohen. “Dynamical Ensembles in Nonequilibrium Statistical Mechanics”. In: *Phys. Rev. Lett.* 74.14 (1995), pp. 2694–2697.
- [21] G. Gallavotti. “Extension of Onsager’s Reciprocity to Large Fields and the Chaotic Hypothesis”. In: *Phys. Rev. Lett.* 77.21 (1996), pp. 4334–4337.
- [22] N. Garnier and S. Ciliberto. “Nonequilibrium fluctuations in a resistor”. In: *Phys. Rev. E* 71.6 (2005), p. 060101.
- [23] S. de Groot and P. Mazur. *Non-equilibrium Thermodynamics*. Dover Books on Physics Series. Dover Publications, 1984.
- [24] J. L. Gross and T. W. Tucker. *Topological graph theory*. Wiley-Interscience series in discrete mathematics and optimization. Wiley, 1987.
- [25] T. L. Hill. *Free energy transduction in biology: the steady-state kinetic and thermodynamic formalism*. Academic Press, 1977.
- [26] D.-Q. Jiang, M. Qian, and M.-P. Qian. *Mathematical Theory of Nonequilibrium Steady States: On the Frontier of Probability and Dynamical Systems*. Lecture Notes in Mathematics Nr. 1833. Springer, 2004.
- [27] S. Joubaud, D. Lohse, and D. van der Meer. “Fluctuation Theorems for an Asymmetric Rotor in a Granular Gas”. In: *Phys. Rev. Lett.* 108.21 (2012), p. 210604.
- [28] U. Knauer. *Algebraic Graph Theory: Morphisms, Monoids and Matrices*. De Gruyter Studies in Mathematics. Walter De Gruyter, 2011.

- [29] J. Kurchan. “Fluctuation theorem for stochastic dynamics”. In: *J. Phys. A: Math. Gen.* 31.16 (1998), p. 3719.
- [30] J. L. Lebowitz and H. Spohn. “A Gallavotti–Cohen-Type Symmetry in the Large Deviation Functional for Stochastic Dynamics”. In: *J. Stat. Phys.* 95.1-2 (1999), pp. 333–365.
- [31] V. Lecomte, C. Appert-Rolland, and F. Wijland. “Thermodynamic Formalism for Systems with Markov Dynamics”. In: *J. Stat. Phys.* 127.1 (2007), pp. 51–106.
- [32] P. McCullagh. *Tensor methods in statistics*. Monographs on statistics and applied probability. Chapman and Hall, 1987.
- [33] A. Naert. “Experimental study of work exchange with a granular gas: The viewpoint of the Fluctuation Theorem”. In: *Europhysics Letters* 97.2 (2012), p. 20010.
- [34] A Puglisi et al. “Entropy production and coarse graining in Markov processes”. In: *J. Stat. Mech: Theory Exp.* 2010.05 (2010), P05015.
- [35] D. Ruelle. “Smooth Dynamics and New Theoretical Ideas in Nonequilibrium Statistical Mechanics”. In: *Journal of Statistical Physics* 95.1-2 (1999), pp. 393–468.
- [36] A Rákos and R. J. Harris. “On the range of validity of the fluctuation theorem for stochastic Markovian dynamics”. In: *Journal of Statistical Mechanics: Theory and Experiment* 2008.05 (2008), P05005.
- [37] S.-i. Sasa. “A fluctuation theorem for phase turbulence of chemical oscillatory waves”. In: *eprint* (2000). eprint: arXiv:nlin/0010026.
- [38] J. Schnakenberg. “Network theory of microscopic and macroscopic behavior of master equation systems”. In: *Rev. Mod. Phys.* 48.4 (1976), pp. 571–585.
- [39] J. Schumacher and B. Eckhardt. “Fluctuations of energy injection rate in a shear flow”. In: *Physica D* 187.1–4 (2004), pp. 370–376.
- [40] U. Seifert. “Stochastic thermodynamics, fluctuation theorems and molecular machines”. In: *Reports on Progress in Physics* 75.12 (2012), p. 126001.
- [41] T. Speck et al. “Distribution of entropy production for a colloidal particle in a nonequilibrium steady state”. In: *Europhysics Letters* 79.3 (2007), p. 30002.
- [42] H. Touchette. “The large deviation approach to statistical mechanics”. In: *Physics Reports* 478.1–3 (2009), pp. 1–69.
- [43] N. Van Kampen. *Stochastic Processes in Physics and Chemistry*. North-Holland Personal Library. Elsevier Science, 2011.
- [44] M. P. Wojtkowski. “Abstract fluctuation theorem”. In: *Ergodic Theory and Dynamical Systems* 29.01 (2009), pp. 273–279.

Bibliography

- [45] F. Zamponi. “Is it possible to experimentally verify the fluctuation relation? A review of theoretical motivations and numerical evidence”. In: *J. Stat. Mech: Theory Exp.* 2007.02 (2007), P02008.

Erklärung nach §17(9) der Prüfungsordnung für den Bachelor-Studiengang Physik und den Master-Studiengang Physik an der Universität Göttingen:

Hiermit erkläre ich, dass ich diese Abschlussarbeit selbständig verfasst habe, keine anderen als die angegebenen Quellen und Hilfsmittel benutzt habe und alle Stellen, die wörtlich oder sinngemäß aus veröffentlichten Schriften entnommen wurden, als solche kenntlich gemacht habe.

Darüberhinaus erkläre ich, dass diese Abschlussarbeit nicht, auch nicht auszugsweise, im Rahmen einer nichtbestandenenen Prüfung an dieser oder einer anderen Hochschule eingereicht wurde.

Göttingen, den 1. November 2013

(Artur Wachtel)