

# Polsat: A Portfolio LTL Satisfiability Solver

Jianwen Li<sup>1</sup>, Geguang Pu<sup>1</sup>, Lijun Zhang<sup>2</sup>,  
Yinbo Yao<sup>1</sup>, Moshe Y. Vardi<sup>3</sup>, and Jifeng He<sup>1</sup>

<sup>1</sup> Shanghai Key Laboratory of Trustworthy Computing, East China Normal University, P. R.China

<sup>2</sup> State Key Laboratory of Computer Science, Institute of Software, Chinese Academy of Sciences

<sup>3</sup> Department of Computer Science, Rice University, USA

**Abstract.** In this paper we present a portfolio LTL-satisfiability solver, called Polsat. To achieve fast satisfiability checking for LTL formulas, the tool integrates four representative LTL solvers: pctl, TRP++, NuSMV, and Aalta. The idea of Polsat is to run the component solvers in parallel to get best overall performance; once one of the solvers terminates, it stops all other solvers. Remarkably, the Polsat solver utilizes the power of modern multi-core compute clusters. The empirical experiments show that Polsat takes advantages of it. Further, Polsat is also a testing platform for all LTL solvers.

## 1 Introduction

Linear Temporal Logic (LTL) *satisfiability checking* plays an important role in ensuring the quality of temporal specifications that are often used in an early stage in designing processes [RV10]. Temporal system requirements consist of a set of LTL properties identifying system properties that are supposed to hold in all system executions. Thus, these formulas must be satisfiable, and their conjunction must be satisfiable as well. Satisfiability checking must be scalable due to the need to handle complex temporal properties.

Earlier work [RV10] and [SD11] reported on extensive experimental investigations in LTL satisfiability checking. Rozier and Vardi reached the conclusion that when it comes to LTL satisfiability checking via reduction to model checking, the symbolic approach is superior to the explicit approach [RV10]. Nevertheless, they showed in later work that no single symbolic approach is dominant across their extensive benchmark suite [RV11]. Schuppan and Darmawan considered a wide range of solvers implementing three major classes of algorithms: reduction to model checking, tableau-based approaches, and temporal resolution [SD11]. They argued that no solver dominates across their benchmark suite. Our previous work [LZP<sup>+</sup>13] on LTL satisfiability checking supports this conclusion further, but discovers that on-the-fly explicit approach is advantageous in checking satisfiable formulas. This motivated us to extend the portfolio approach of [RV11], but go beyond symbolic model-checking techniques and develop a portfolio LTL satisfiability solver that integrates several types of LTL satisfiability solvers and utilizes the power of modern multi-core compute clusters.

We describe here a portfolio LTL satisfiability solver, called Polsat<sup>4</sup>. The tool integrates four representative LTL solvers: pctl, TRP++, NuSMV, and Aalta. The approach of Polsat is to run the solvers in parallel to get the best overall performance; once one of the solvers terminates, it stop all other solvers. To test the performance of Polsat, we collect in this paper all existing benchmarks of LTL satisfiability checking [RV10] [SD11] [LZP<sup>+</sup>13].

The empirical results show that Polsat takes advantages of the integrated solvers, and scales better for a large selection of benchmarks, especially those random formulas.

Another contribution of this paper is that Polsat provides testing platform for LTL solvers. A tool developer can use the benchmarks provided by the platform to test the solver under development and compare the results with other solvers. Thus, the tool developer can study carefully the advantage and disadvantage of the tool under development, and optimize it based on the testing results. For instance, our earlier tool, Aalta, benefited from this platform by designing new heuristics to improve tool performance.

## 2 Solvers

[SD11] classified three major classes of solvers based on the techniques the solvers often use: *reduction to model checking*, *tableau-based approaches* and *temporal resolution*. Here, we add a new class named *hybrid approaches*, which combines different techniques together to achieve better performance. Solvers selection strategy is discussed below.

**Reduction to model checking.** We choose NuSMV [CCG<sup>+</sup>02] as the representative. [RV10] and [SD11] carefully evaluated model checking tools such as NuSMV and ALASKA [DDMR08]. Based on their observation, we ruled out explicit state model checkers, as they did not scale comparing to symbolic ones. ALASK is not included because it fails to run on our experimental cluster platform. Thus NuSMV is chosen with both its BDD- and SAT-based approaches.

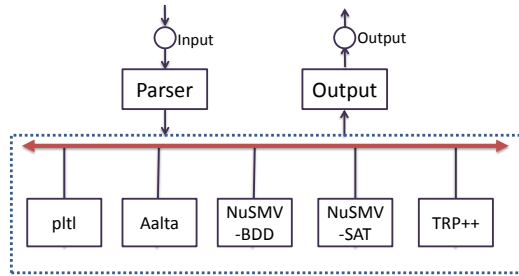


Fig. 1. The Framework of Polsat

operators	symbols
$\neg$	!, ~
$\wedge$	&, &&
$\vee$	,
$X$	X
$U$	U
$R$	R, V
$G$	G, []
$F$	F, ()
$\rightarrow$	$\rightarrow$
$\leftrightarrow$	$\leftrightarrow$
<i>true</i>	true, TRUE
<i>false</i>	false, FALSE

Fig. 2. Logic Operators in Polsat

<sup>4</sup> The tool can be download at <http://www.lab205.org/ltlsat>

**Tableau-based approaches.** We choose `ptl` [Sch98] as the representative. From the experiments by [SD11], `ptl` has the best potential in this type of solvers. Our previous experiments also confirm this conclusion.

**Temporal resolution.** We choose `TRP++` [HK03] as the representative. From the observations of [SD11], `TRP++` dominates most of cases in this type of solvers.

**Hybrid approaches.** We choose `Aalta` [LZP<sup>+</sup>13] as the representative. This type of solvers includes `PANDA` [RV11] and `Aalta` [LZP<sup>+</sup>13]. `PANDA` tool is basically a model checking based approach but integrates multiple novel encodings of symbolic transition-based Büchi automata. `Aalta` belongs to the tableau-based approach but integrates some interesting heuristics. Our previous study showed that `Aalta` has a best potential in most cases compared to `PANDA`.

Summarizing, `Polsat` tool integrates solvers including `NuSMV`, `ptl`, `TRP++` and `Aalta`. Since `NuSMV` provides both the BDD-based and SAT-based model checking, we integrated both two functionalities in `Polsat` respectively.

### 3 The framework of `Polsat`

A general framework of `Polsat` is shown in Fig. 1: it consists of three components, that are, the input, solver set and output module. Details for each component are specified in the following.

As soon as `Polsat` is invoked, it creates five threads to run these solvers – each solver occupies one unique thread. Once one of the solvers finishes checking then the corresponding thread will kill all other threads, which is illustrated in the figure, as *all solvers can communicate through the bus*. After that, the remaining thread will send the solver’s results to the Output module for further processing.

One of main `Polsat`’s features is, it also supports to integrate external solvers in addition to those have been integrated – with the only restriction that the solver has to provide the same input and output interface as `Polsat`. Using the parameter `-add solverpath`, one can import an external solver whose path is located in `solverpath`. This feature makes `Polsat` extensible, and provides testing platform for LTL solvers.

#### 3.1 Input

`Polsat` supports the standard LTL syntax, that is, an LTL formula  $\varphi$  is defined recursively as:

$$\varphi ::= \text{true} \mid \text{false} \mid p \mid \neg \varphi \mid \varphi \wedge \varphi \mid \varphi \vee \varphi \mid X\varphi \mid \varphi U \varphi;$$

Also, we can introduce the operator  $R$  (release), which is the dual operator of  $U$  (until):  $\varphi_1 R \varphi_2 \equiv \neg(\neg\varphi_1 U \neg\varphi_2)$ . Specially, the  $G$  (Global) and  $F$  (Future) operators are interpreted as  $G\varphi \equiv \text{false} R \varphi$  and  $F\varphi \equiv \text{true} U \varphi$ . As the same in propositional logic, it still holds that  $\varphi_1 \rightarrow \varphi_2 \equiv \neg\varphi_1 \vee \varphi_2$  and  $\varphi_1 \leftrightarrow \varphi_2 \equiv (\neg\varphi_1 \vee \varphi_2) \wedge (\varphi_1 \vee \neg\varphi_2)$  for LTL formulas. Among the operators above, `Polsat` recognizes the alternative symbols. The explicit representing is shown in Table 2.

Formula Type	ptl	TRP++	NuSMV -BDD	NuSMV -BMC	Aalta	Polsat
/acacia/demo-v3	366.805	5.958	2753.55	1.004	557.862	4.326
/alaska/lift	5800.595	14989.337	13478.447	2797.13	8151.248	2721.996
/anzu/amba	965.456	5914.278	6088.505	398.177	2278.774	410.652
/anzu/genbuf	2849.786	6609.282	7085.315	695.145	2405.892	697.07
/Rozier/counter	1415.379	1570.318	5639.615	3981.308	3771.958	1388.318
/Rozier/formulas	364.475	50066.122	3918.415	6663.472	463.271	232.728
/Rozier/pattern	15.13	5530.001	17644.459	31.484	28.592	34.332
/schuppan/O1formula	1026.916	1148.885	2058.842	1626.036	6.114	5.739
/schuppan/O2formula	1082.35	1591.756	2167.806	1622.142	6.447	7.359
/schuppan/phltl	900.997	1810.009	1355.264	1081.194	1102.993	725.139
/trp/N5x	14.44	12575.152	12.681	6546.099	1356.775	31.627
/trp/N5y	2761.521	8933.292	1395.545	2763.737	2766.555	1374.437
/trp/N12x	20572.63	34345.41	25878.431	10513.257	2319.798	2387.982
/trp/N12y	4127.099	22231.442	22807.655	4026.722	4033.153	4042.285
Total	44506.513	169667.268	112307.805	44250.091	30459.832	15332.828

**Table 1.** Comparison results for the *Schuppan-collected* benchmarks

Polsat has integrated several off-the-shelf solvers, and these solvers may have different input formats. To successfully invoke these solvers, the Parser module also integrates internal translators from the input of Polsat to those of them.

### 3.2 Output

The output of Polsat includes the following information: the checking result (“sat” or “unsat”), the solver where the result comes from, and the execution eclipse time. As the outputs vary on the different solvers, the Output module shown in the Fig. 1 is designed to unify the outputs from different integrated solvers.

## 4 Empirical Experiments

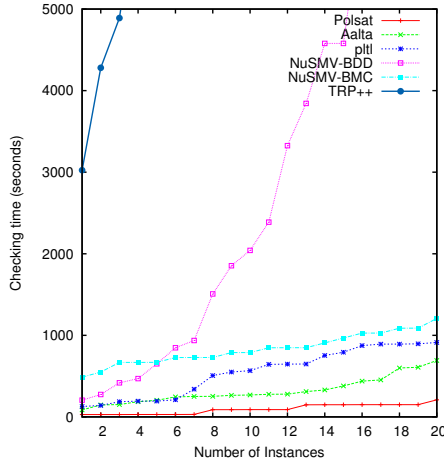
We conducted all the experiments on SUG@R cluster<sup>5</sup>. SUG@R is comprised of 134 Sun Microsystems SunFire x4150 nodes, each of which contains two quad-core 2.83GHz Intel Xeon Harpertown CPUs with 16GB RAM.

The benchmarks we used are mainly from [SD11]. We call the benchmarks *Schuppan-collected* for convenience. To check the scalability of LTL solvers, we also tested the *random conjunction formulas* proposed in [LZP<sup>+</sup>13]. A random conjunction formula has the form of  $\bigwedge_{1 \leq i \leq n} P_i$ , where  $P_i$  is a random specification pattern<sup>6</sup>. In our experiments, the timeout for every testing formula is 60 seconds. Note the time is also counted if the running time of a formula checking reaches the timeout.

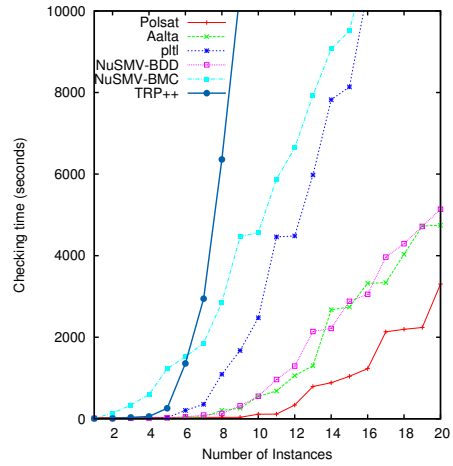
The experimental results on *Schuppan-collected* benchmarks are shown in Table 1. The first row lists all the types of this benchmark and the second to

<sup>5</sup> <http://www.rcsg.rice.edu/sharecore/sugar/>

<sup>6</sup> <http://patterns.projects.cis.ksu.edu/documentation/patterns/ltl.shtml>



**Fig. 3.** Experimental results on extended random formulas with 3 variables.



**Fig. 4.** Experimental results on random conjunction formulas.

seventh ones list the total execution time for the corresponding type of formulas. Theoretically speaking, Polsat should be always the best. But as seen from the table, there may be some deviations between the results from Polsat and those best from integrated tools. This is due to the overhead we have to pay on pre-processing the input formula for each integrated tool (different tools have different input formats). In the table we also highlight the benchmarks for which Polsat is faster than the best of all solvers. The reason is that individual solver may not be superior to all cases in one type formulas while Polsat gets the best from different solvers in the same type, which leads to better overall performance for some benchmarks.

To show the power of Polsat on hard problems, we present the experimental results on two type of formulas. First, we extend Rozier’s random formulas [RV10] in *Schuppan-collected* benchmark via enlarging the size of generated formulas, and choosing 500 cases for each size (the formula length from 100 to 200). Second, we test the *random conjunction formulas* varying on the number of conjunctions (1-20) and select 500 random cases for each conjunction. The experimental results are shown in Fig. 3 and Fig. 4. In the figures we use the cactus plot to show the relationship between the number of instances solved by tools (x-axis) and their total checking costs (y-axis, with the second unit). One can see clearly from the figures that Polsat solves more cases with the same time, and has the best overall performance for these benchmarks.

As the integrated tool of off-the-shelf solvers, Polsat also provides a platform for competitions of LTL satisfiability solvers. By observing the best result among different solvers, Polsat knows which solver performs best for a given type of formulas. For example, for the /alaska/lift formulas, the NuSMV-BMC

performs best; Aalta does the best job for /schuppan/O1formula and /schuppan/O2formula formulas. The other benefit of Polsat is to make integrated tools potentially to optimize their performances by utilizing the experimental results.

## 5 Conclusion

We present a portfolio LTL satisfiability checker as well as an LTL testing platform, Polsat, by integrating existing off-the-shelf LTL satisfiability solvers. The goal is to provide a best LTL satisfiability solver by fully exploiting the distributed/multicore systems. Our empirical experimental results show that Polsat can have good overall performance for many benchmarks.

## References

- CCG<sup>+</sup>02. A. Cimatti, E.M. Clarke, E. Giunchiglia, F. Giunchiglia, M. Pistore, M. Roveri, R. Sebastiani, and A. Tacchella. Nusmv 2: An opensource tool for symbolic model checking. In *Proc. 14th Int'l Conf. on Computer Aided Verification*, Lecture Notes in Computer Science 2404, pages 359–364. Springer, 2002.
- DDMR08. M. De Wulf, L. Doyen, N. Maquet, and J.-F. Raskin. Antichains: Alternative algorithms for ltl satisfiability and model-checking. In *Proc. 14th Int'l Conf. on Tools and Algorithms for the Construction and Analysis of Systems*, volume 4963 of *Lecture Notes in Computer Science*, pages 63–77. Springer, 2008.
- HK03. U. Hustadt and B. Konev. Trp++ 2.0: A temporal resolution prover. In *In Proc. CADE-19, LNAI*, pages 274–278. Springer, 2003.
- LZP<sup>+</sup>13. J. Li, L. Zhang, G. Pu, M. Vardi, and J. He. Ltl satisfiability checking revisited. In *The 20th International Symposium on Temporal Representation and Reasoning*, pages 91–98, 2013.
- RV10. K.Y. Rozier and M.Y. Vardi. LTL satisfiability checking. *Int'l J. on Software Tools for Technology Transfer*, 12(2):1230–137, 2010.
- RV11. K.Y. Rozier and M.Y. Vardi. A multi-encoding approach for LTL symbolic satisfiability checking. In *Proc. 17th Int'l Symp. on Formal Methods*, volume 6664 of *Lecture Notes in Computer Science*, pages 417–431. Springer, 2011.
- Sch98. S. Schwendimann. A new one-pass tableau calculus for pctl. In *Proceedings of the International Conference on Automated Reasoning with Analytic Tableaux and Related Methods*, TABLEAUX '98, pages 277–292. Springer-Verlag, 1998.
- SD11. V. Schuppan and L. Darmawan. Evaluating ltl satisfiability solvers. In *Proceedings of the 9th international conference on Automated technology for verification and analysis*, AVTA'11, pages 397–413. Springer-Verlag, 2011.

## A A Simple Demonstration

In this section we show how to use Polsat by a simple demonstration. We will explain the input and output information of Polsat as well as the parameters the tool provides.

Polsat is run on Linux or Unix operating systems. After successfully installed Polsat and all its integrated solvers, one can directly type “./polsat” in the shell command line. By default the following information will show up:

```
please input the formula:
```

This means Polsat is waiting for the input. After you type the formula, such as “a U b” in the shell, then Polsat will produce the following output information:

```
sat
from pltl
eclipse time: 0.001s
```

The first line tells that the input formula is satisfiable; The second line shows this result is from pltl solver; The third line displays the checking time is 0.001 seconds.

Alternatively, for the same case, one can directly type “./polsat “a U b”” in the command line, and will get the same result.

### A.1 Evidence for the Satisfiable formula

Similar to most of existed LTL satisfiability solvers, Polsat provides an interface to show an “evidence” for the satisfiable formula. By using the same formula “a U b”, if one uses the parameter “-e” of Polsat, that means, type “./polsat -e “a U b”” in the command line, then the output becomes:

```
sat
(b)
from Aalta
eclipse time: 0.002s
```

Here “(b)” in the second line represents the infinite trace  $b^\omega$ : obviously  $b^\omega \models aUb$  holds. When the input formula is unsatisfiable, the flag “-e” will be ignored. Note here that not all integrated solvers provide the evidences for satisfiable formulas, so Polsat is designed to get the evidences from the Aalta solver since this solver has the functionality.

## B Examples

The motivation of Polsat comes from that, none of existed LTL satisfiability solvers perform best for all benchmarks. In other words, each solver has its own advantages on some kind of formulas. The implementation of Polsat confirms that it inherits all advantages of integrated solvers. In the following we show two cases. Since small formulas do not make large derivations among solvers, we choose the formulas of large size as the demonstration.

### B.1 NuSMV-BMC performs best on lift formulas

The lift formulas is one benchmark from *Schuppan-collected* for the lift specification. The following lists one formula for the lift for three floors:

```
G(((f0 -> (!(f1) & !(f2))) & (f1 -> !(f2)))) &
!(u) & f0 & !(b0) & !(b1) & !(b2) & !(up) &
G((u <-> !(Xu))) &
G(((u -> ((f0 <-> X(f0)) & (f1 <-> X(f1)) & (f2 <-> X(f2)))) &
(f0 -> X((f0 | f1))) & (f1 -> X((f0 | f1 | f2))) &
(f2 -> X((f1 | f2)))) &
G(((!(u) -> ((b0 <-> X(b0)) & (b1 <-> X(b1)) & (b2 <-> X(b2)))) &
((b0 & !(f0)) -> X(b0)) & ((b1 & !(f1)) -> X(b1)) &
((b2 & !(f2)) -> X(b2)))) &
G(((f0 & X(f0)) -> (up <-> X(up))) &
((f1 & X(f1)) -> (up <-> X(up))) &
((f2 & X(f2)) -> (up <-> X(up))) & ((f0 & X(f1)) -> up) &
((f1 & X(f2)) -> up) & ((f1 & X(f0)) -> !(up)) &
((f2 & X(f1)) -> !(up)))) &
G((sb <-> (b0 | b1 | b2))) &
G(((f0 & !(sb)) -> (f0 U (sb V (F(f0) & !(up)))))) &
((f1 & !(sb)) -> (f1 U (sb V (F(f0) & !(up)))))) &
((f2 & !(sb)) -> (f2 U (sb V (F(f0) & !(up)))))) &
G(((b0 -> F(f0)) & (b1 -> F(f1)) & (b2 -> F(f2))))
```

Taking this formula as input, Polsat gives the following output:

```
sat
from NuSMV-BMC
eclipse time: 0.005s
```

Generally speaking, the SAT-based checking shows the best performance for lift formulas, since the bounded model checking technique is suitable for solving satisfiable formulas. The experiments also confirm that NuSMV-BMC performs almost best for satisfiable formulas.



## B.2 Aalta performs best on /schuppan/O1formula formulas

Let us take another example on unsatisfiable formulas. The benchmark “./schuppan/O1formula” formulas are such representatives. The following shows a formula from this benchmark with the length of 100.

```
((a1 | b1) & (a2 | b2) & (a3 | b3) &
(a4 | b4) & (a5 | b5) & (a6 | b6) &
(a7 | b7) & (a8 | b8) & (a9 | b9) &
(a10 | b10) & (a11 | b11) & (a12 | b12) &
(a13 | b13) & (a14 | b14) & (a15 | b15) &
(a16 | b16) & (a17 | b17) & (a18 | b18) &
(a19 | b19) & (a20 | b20) & (a21 | b21) &
(a22 | b22) & (a23 | b23) & (a24 | b24) &
(a25 | b25) & (a26 | b26) & (a27 | b27) &
(a28 | b28) & (a29 | b29) & (a30 | b30) &
(a31 | b31) & (a32 | b32) & (a33 | b33) &
(a34 | b34) & (a35 | b35) & (a36 | b36) &
(a37 | b37) & (a38 | b38) & (a39 | b39) &
(a40 | b40) & (a41 | b41) & (a42 | b42) &
(a43 | b43) & (a44 | b44) & (a45 | b45) &
(a46 | b46) & (a47 | b47) & (a48 | b48) &
(a49 | b49) & (a50 | b50) & (a51 | b51) &
(a52 | b52) & (a53 | b53) & (a54 | b54) &
(a55 | b55) & (a56 | b56) & (a57 | b57) &
(a58 | b58) & (a59 | b59) & (a60 | b60) &
(a61 | b61) & (a62 | b62) & (a63 | b63) &
(a64 | b64) & (a65 | b65) & (a66 | b66) &
(a67 | b67) & (a68 | b68) & (a69 | b69) &
(a70 | b70) & (a71 | b71) & (a72 | b72) &
(a73 | b73) & (a74 | b74) & (a75 | b75) &
(a76 | b76) & (a77 | b77) & (a78 | b78) &
(a79 | b79) & (a80 | b80) & (a81 | b81) &
(a82 | b82) & (a83 | b83) & (a84 | b84) &
(a85 | b85) & (a86 | b86) & (a87 | b87) &
(a88 | b88) & (a89 | b89) & (a90 | b90) &
(a91 | b91) & (a92 | b92) & (a93 | b93) &
(a94 | b94) & (a95 | b95) & (a96 | b96) &
(a97 | b97) & (a98 | b98) & (a99 | b99) &
(a100 | b100) & ((G c) & (X ! c)))
```

The output of Polsat is below:

```
unsat
from Aalta
eclipse time: 0.04s
```

This formula is unsatisfiable, and one can see it is the last term of the formula,  $((G\ c) \ \& \ (X\ !\ c))$ , that makes the formula unsatisfiable. If a solver provides some heuristic strategies for unsatisfiable formulas, it can give the answer very quickly. Since Aalta integrates some novel strategies to boost the search efficiency, it performs best in this case.

## C The Testing Integration Platform

Polsat is not only a portfolio LTL satisfiability solver, but also considered as a testing integration platform for the existed or new LTL satisfiability solvers. That is to say, given the input formula, Polsat allows all integrated solvers to run separately, and every solver will not be terminated until it finishes checking. The Polsat then outputs all results and eclipse time for the solvers. For example, by adding the parameter “-s” and taking the following formula as the input,

```
a & G((a -> (X(!a) & X(Xa)))) & !(b) & X(!b) &
G(((a & !(b)) -> (X(Xb)) &
  X(((!(a) & (b -> X(Xb))) & (!(b) -> X(X(!b)))) U a)))) &
G(((a & b) -> (X(X(!b)) &
  X(((b & !(a) & X(X(!b))) U (a | (!(a) & !(b) & X(Xb)) &
  X(((!(a) & (b -> X(Xb))) & (!(b) -> X(X(!b)))) U a))))))))
```

which is a counter formula from the benchmark /rozier in *schuppan-collected*, Polsat gives the output:

```
pltl: sat 0.001s
NuSMV-BMC: sat 0.0026s
NuSMV-BDD: sat 0.014s
TRP++: sat 0.034s
Aalta: sat 0.57s
```

In each line of the output, it shows respectively the checking result (sat or unsat) and the eclipse time for all solvers. With the above information, one can check whether the checking results are consistent from all solvers, and the executing gap among different solvers. Moreover, based on the concrete results, the tool developer may try to explore the reason of inefficiency of the tool for some benchmark, and thus optimize the tool further.

### C.1 Formulas in A File

As a testing platform, another key functionality that Polsat supports is to allow to input a set of formulas stored in a file and to provide the statistics by running the integrated solvers separately. By adding the parameter “-sm file” to Polsat, it will read all formulas in the specified file as the inputs and run them separately. The final output of Polsat in this situation will be stored into an output file including the checking result and time for each formula. For example, when taken a set of 100 random formulas as inputs, Polsat gives the following output:

```
pltl 0.81s
NuSMV-BMC 0.96s
Aalta 1.13s
NuSMV-BDD 2.58s
TRP++ 9.56s
The generated file is output.txt.
```

## C.2 Adding External Solvers

Polsat is designed to be an open platform such that it allows to import external LTL satisfiability solvers as well. It can be achieved by using the “-add solver-path” parameter of Polsat. For example, the solver ALASKA is not integrated in Polsat currently, so we can use the flag to import it: type “./polsat -add “../alaska/alaska”” in the shell command line, then the following information will show up:

```
../alaska/alaska is added.
please input the formula:
```

Then the solver ALASKA is successfully added to Polsat.