

Weak symmetry breaking in two dimensional topological insulators

Chenjie Wang* and Michael Levin*

Condensed Matter Theory Center, Department of Physics,
University of Maryland, College Park, Maryland 20742, USA

(Dated: February 27, 2022)

We show that there exist two dimensional (2D) time reversal invariant fractionalized insulators with the property that both their boundary with the vacuum and their boundary with a topological insulator can be fully gapped without breaking time reversal or charge conservation symmetry. This result leads us to an apparent paradox: we consider a geometry in which a disk-like region made up of a topological insulator is surrounded by an annular strip of a fractionalized insulator, which is in turn surrounded by the vacuum. If we gap both boundaries of the strip, we naively obtain an example of a gapped interface between a topological insulator and the vacuum that does not break any symmetries – an impossibility. The resolution of this paradox is that this system spontaneously breaks time reversal symmetry in an unusual way, which we call *weak symmetry breaking*. In particular, we find that the only order parameters that are sensitive to the symmetry breaking are nonlocal operators that describe quasiparticle tunneling processes between the two edges of the strip; expectation values of local order parameters vanish exponentially in the limit of a wide strip. Also, we find that the symmetry breaking in our system comes with a ground state degeneracy, but this ground state degeneracy is topologically protected, rather than symmetry protected. We show that this kind of symmetry breaking can also occur at the edge of 2D fractional topological insulators.

PACS numbers: 71.10.Pm, 73.43.-f, 11.30.Qc

I. INTRODUCTION

One of the most important distinctions between two dimensional topological insulators and two dimensional trivial insulators is that the interface between a topological insulator and the vacuum carries robust gapless edge modes^{1–4} while no such modes are present for a trivial insulator. The edge modes of a topological insulator are protected by the fundamental symmetries of time reversal and charge conservation^{2,5,6}. That is, it is impossible to fully gap out the edge of a topological insulator without breaking at least one of these symmetries, either explicitly or spontaneously.

Inspired by topological insulators, searches for such “symmetry protected” edge modes have been carried out in other systems. One extension is to systems with other symmetries^{7–10} beyond time reversal and charge conser-

vation symmetry. Another important extension is to systems with intrinsic topological order^{11–14}, that is systems that support bulk excitations with fractional statistics. In both cases, one of the central issues is the stability of the edge modes. Because of recent intensive studies^{10–19}, much of the stability issue has been understood in a systematic way. Of particular relevance to this work are Refs. 11,12, which analyzed the edge stability of 2D time reversal invariant Abelian insulators. Here, by “Abelian” insulators, we mean insulators whose fundamental bulk excitations obey Abelian fractional statistics. Ref. 11,12 found that time reversal invariant Abelian insulators can be divided into fractional topological insulators and fractional trivial insulators according to the edge stability, similar to the usual “unfractionalized” insulators.

In this paper, we follow the work of Ref. 11 and 12, and continue to study the edge stability of two dimensional time reversal invariant Abelian insulators and interesting phenomena resulting from the stability study. While Ref. 11 and 12 focused on edge modes that live at the interface between an insulator and the vacuum, the same approach can be used to study boundaries between two different insulators. As we show below, the analysis of these boundaries yields a surprising result: there exist time reversal invariant fractionalized insulators with the property that *both* their boundary with the vacuum (Fig. 1a) and their boundary with a conventional topological insulator (Fig. 1b) can be fully gapped by appropriate edge interactions – without breaking time reversal or charge conservation symmetry. An example of such a fractionalized insulator is the “strong-pairing insulator” which we define in Sec. II A. To understand why this result is surprising, note that such a scenario is impossible for time reversal invariant band insulators: in such sys-

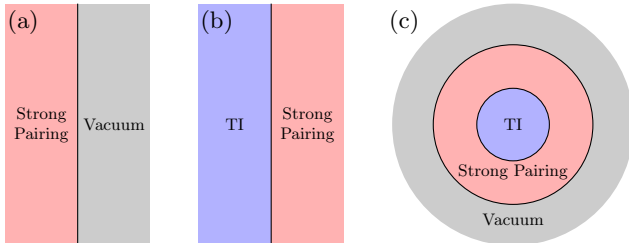


FIG. 1: (a) Boundary between a strong pairing insulator (red) and the vacuum (gray). (b) Boundary between a topological insulator (blue) and a strong pairing insulator. (c) A geometry that contains both boundaries, in which the strong pairing strip can be considered as a broadened boundary between the topological insulator and the vacuum.

tems, a boundary can be gapped if and only if the two neighboring phases have the same Z_2 invariant. Hence, there are no band insulators with the property that both their boundary with the vacuum and their boundary with a topological insulator can be gapped without breaking any symmetries.

The purpose of this paper is to derive this result and resolve a paradox associated with it. The paradox occurs when we consider a geometry in which a disk-like region made up of a conventional topological insulator is surrounded by an annular strip of the strong-pairing insulator, which is in turn surrounded by the vacuum (Fig. 1c). This system has an energy gap everywhere except at the topological insulator/strong pairing insulator boundary, and at the strong pairing insulator/vacuum boundary; these interfaces may or may not support gapless edge modes, depending on what interactions are present nearby. Let us suppose that the annular strip is much wider than the microscopic correlation length, so that these two boundaries decouple from another and can be treated independently. Then, according to the above result, we can introduce edge interactions which will fully gap out both the topological insulator/strong pairing insulator boundary and the strong pairing insulator/vacuum boundary without breaking time reversal or charge conservation symmetry. This scenario leads us to an apparent contradiction: thinking of the annular strip as a wide edge, we have seemingly constructed a fully gapped interface between a topological insulator and the vacuum that does not break any symmetries!

The resolution of this paradox is subtle. We find that the strip spontaneously breaks time reversal symmetry, but this symmetry breaking has an unusual character. In particular, we find that the symmetry breaking in the strip cannot be detected by local order parameters. More precisely, the expectation value of any local order parameter is extremely small – exponentially small in the width of the strip. The only order parameters that are sensitive to the symmetry breaking are *nonlocal* string-like operators that describe tunneling processes between the two edges of the strip. Closely related to this, we find that, unlike traditional symmetry breaking, there are multiple degenerate ground states and this ground state degeneracy cannot be split even if time reversal symmetry is explicitly broken. Indeed, we find that the ground state degeneracy is a topological degeneracy that originates from the topological order in the annular strip, rather than a symmetry breaking degeneracy. We call this unusual kind of symmetry breaking *weak symmetry breaking*²¹ and we show that there is a crossover between weak symmetry breaking and conventional symmetry breaking as the width of the annular strip is reduced: in the narrow-strip limit, the broken time reversal symmetry becomes detectable by local order parameters and the topological degeneracy becomes a symmetry breaking degeneracy.

The paper is organized as follows. In Sec. II, we construct the strong pairing insulator and show that its boundary with the vacuum and its boundary with a topo-

logical insulator can be fully gapped without breaking any symmetries. We then derive the resulting paradox and discuss its resolution in terms of weak symmetry breaking. Then we move on to analyze the weak symmetry breaking. We discuss the existence of nonlocal order parameters in Sec. III, discuss ground state degeneracy as well as finite size corrections in Sec. IV, and discuss the exponential suppression of local order parameters in Sec. V. The discussion is generalized to fractional topological insulators in Sec. VI, with a general nonlocal order parameter found in Sec. VID. We conclude in Sec. VII. In appendix A, we obtain general formulas for the ground state degeneracy of gapped edges in various geometries, and in appendix B we prove a theorem for Abelian spin Hall insulators.

II. DERIVATION OF PARADOX

In this section, we derive the paradox through a detailed study of the boundaries in Fig. 1a, Fig. 1b and Fig. 1c respectively.

A. The strong pairing insulator

First, we construct a toy model for the strong pairing insulator. To this end, we recall that a toy model for a conventional 2D topological insulator can be obtained by considering a state in which spin-up and spin-down electrons form decoupled $\nu = 1$ integer quantum Hall states with opposite chiralities. The wave function for this state is given by:

$$\psi(\{z_i^\uparrow, z_i^\downarrow\}) = \prod_{i < j} (z_i^\uparrow - z_j^\uparrow) \prod_{i < j} (\bar{z}_i^\downarrow - \bar{z}_j^\downarrow) \times \exp \left[- \sum_i \left(|z_i^\uparrow|^2 + |z_i^\downarrow|^2 \right) / 4l_B^2 \right], \quad (1)$$

where $z_i^\uparrow, z_i^\downarrow$ denote the coordinates of the spin-up and spin-down electrons, l_B denotes the magnetic length, and \bar{z}_i^\downarrow means the complex conjugate of z_i^\downarrow . (We leave the anti-symmetrization between the two spin species implicit, as is standard for multi-component/multi-layer quantum Hall wave functions). This state is called a “quantum spin Hall” insulator since it exhibits a nonvanishing spin-Hall conductivity: $\sigma_{sH} = \nu = 1$ (in units of $e/2\pi$).

By generalizing this construction, one can easily obtain toy models for time reversal invariant *fractionalized* insulators^{3,11,13}. Indeed, to construct such states, we simply imagine that the spin-up and spin-down electrons form *fractional* quantum Hall states with opposite chiralities. These states are called “fractional quantum spin Hall” insulators since they have a fractional spin-Hall conductivity σ_{sH} .

The “strong pairing” insulator is a particular fractional quantum spin Hall state in which the spin-up and spin-down electrons form $\nu = 1/2$ strong pairing FQH states with opposite chiralities. Here, the $\nu = 1/2$ strong pairing FQH state is an Abelian fractional quantum Hall state in which spin-polarized electrons first bind together to form charge $2e$ Cooper pairs, and then the pairs form a $k = 8$ bosonic Laughlin state. The wave function for the strong pairing insulator state is given by

$$\psi(\{w_i^\uparrow, w_i^\downarrow\}) = \prod_{i < j} (w_i^\uparrow - w_j^\uparrow)^8 \prod_{i < j} (\bar{w}_i^\downarrow - \bar{w}_j^\downarrow)^8 \times \exp \left[- \sum_i (|w_i^\uparrow|^2 + |\bar{w}_i^\downarrow|^2) / 4l_B^2 \right], \quad (2)$$

where $w_i^\uparrow, \bar{w}_i^\downarrow$ denote the coordinates of the charge $2e$, spin polarized Cooper pairs formed out of the spin-up and spin-down electrons.

B. Boundary between strong pairing insulator and vacuum

In this section we analyze the boundary between the strong pairing insulator and the vacuum (Fig. 1a). We show that this boundary can be fully gapped without violating time reversal and charge conservation symmetry. In other words, we show that the strong pairing insulator does not have symmetry-protected edge modes. (There is a simple criterion for determining the stability of this boundary and its generalization (see Sec. VI A), however here we will give a detailed analysis.)

To begin, let us recall the edge theory of the strong pairing FQH state. Since the strong pairing FQH state is a $k = 8$ Laughlin state made out of charge $2e$ Cooper pairs, its edge can be modeled by a single chiral boson mode ϕ with a Lagrangian

$$L = \frac{8}{4\pi} [\partial_t \phi \partial_x \phi - v(\partial_x \phi)^2]. \quad (3)$$

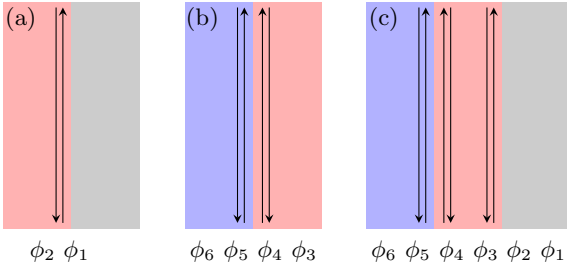


FIG. 2: Schematics of boundary modes. (a) The boundary between the strong pairing insulator and the vacuum has two modes, ϕ_1, ϕ_2 . (b) The boundary between the strong pairing insulator and the topological insulator has four modes, $\phi_3, \phi_4, \phi_5, \phi_6$. (c) The combination of the two boundaries has six modes, $\phi_1, \phi_2, \phi_3, \phi_4, \phi_5, \phi_6$. (Labeling starts from the right.)

The edge of the strong pairing insulator can be modeled as two copies of the strong pairing FQH edge:

$$L_a = \frac{8}{4\pi} [\partial_t \phi_1 \partial_x \phi_1 - v(\partial_x \phi_1)^2] + \frac{8}{4\pi} [-\partial_t \phi_2 \partial_x \phi_2 - v(\partial_x \phi_2)^2]. \quad (4)$$

Here ϕ_1 and ϕ_2 describe the spin-up and spin-down edge modes respectively (Fig. 2a). In this normalization convention, the creation operator for spin-up, charge $2e$ Cooper pairs is of the form $b_\uparrow^\dagger \sim e^{8i\phi_1}$ while the creation operator for spin-down Cooper pairs is $b_\downarrow^\dagger \sim e^{-8i\phi_2}$.

We will adopt the convention that ϕ_1 and ϕ_2 transform under time reversal symmetry as

$$\phi_1 \rightarrow \phi_2, \quad \phi_2 \rightarrow \phi_1. \quad (5)$$

This transformation law guarantees that the Cooper pair creation operators transform correctly under time reversal, namely $b_\uparrow^\dagger \rightarrow b_\downarrow^\dagger$, and $b_\downarrow^\dagger \rightarrow b_\uparrow^\dagger$.

The above Lagrangian can be written in a compact form using the so called K -matrix formalism^{22–24}:

$$L = \frac{1}{4\pi} (\partial_t \Phi^T \mathcal{K} \partial_x \Phi - \partial_x \Phi^T \mathcal{V} \partial_x \Phi), \quad (6)$$

with \mathcal{K} a symmetric nonsingular integer matrix, \mathcal{V} a positive-definite velocity matrix, and Φ a multi-component field. In our case of the strong pairing insulator, the Lagrangian L_a in (4) is written in the K -matrix formalism with

$$\mathcal{K} = \mathcal{K}_a = \begin{pmatrix} 8 & 0 \\ 0 & -8 \end{pmatrix}, \quad \mathcal{V} = \mathcal{V}_a = \begin{pmatrix} 8v & 0 \\ 0 & 8v \end{pmatrix}, \quad (7)$$

and

$$\Phi = \Phi_a = \begin{pmatrix} \phi_1 \\ \phi_2 \end{pmatrix}. \quad (8)$$

In this notation, a general product of spin-up and spin-down Cooper pair creation and annihilation operators can be written in the form $e^{i\Lambda^T \mathcal{K}_a \Phi_a}$ where Λ is a two component integer vector.

Our aim is to show that the two edge modes in Eq. (4) can be gapped out by suitable perturbations, without breaking time reversal or charge conservation symmetry. We will now argue that the following perturbation does the job:

$$U_a = U(x) \cos(\Lambda_1^T \mathcal{K}_a \Phi_a - \alpha(x)), \quad \Lambda_1 = \begin{pmatrix} 1 \\ -1 \end{pmatrix}. \quad (9)$$

To see this, notice that this term describes a spin-flip process in which a spin-up/spin-down Cooper pair is destroyed and a spin-down/spin-up Cooper pair is created. Thus this term is charge conserving. Furthermore, it is time reversal invariant according to the transformation (5). To see that it gaps out the edge, we make a change

of variables to $\theta = 8\phi_1 + 8\phi_2$, $\varphi = \frac{1}{2}(\phi_1 - \phi_2)$, which transforms the Lagrangian (4) to a sine-Gordon model:

$$L_a - U_a = \frac{1}{2\pi} \partial_x \varphi \partial_t \theta - \frac{v}{4\pi} \left[\frac{(\partial_x \theta)^2}{16} + 16(\partial_x \varphi)^2 \right] - U(x) \cos(\theta - \alpha(x)) \quad (10)$$

It is then clear that for large U , the field θ will become locked to the minimum of the cosine potential and the edge will be gapped.

In principle, we should also check that this perturbation does not break any symmetry *spontaneously*. We will verify this in Sec. IID and will postpone the discussion of spontaneous breaking until then.

C. Boundary between strong pairing insulator and topological insulator

In this section we show that the boundary between the strong pairing insulator and a conventional topological insulator (Fig. 1b) also does not have symmetry-protected edge modes. (Again, there is a simple criterion for determining the stability of this boundary (see Sec. VIA), but we give a more detailed analysis here.)

The boundary between these two states can be modeled by four edge modes $\phi_3, \phi_4, \phi_5, \phi_6$ (Fig. 2b), with a Lagrangian of the form

$$\begin{aligned} L_b = & \frac{8}{4\pi} [-\partial_t \phi_3 \partial_x \phi_3 - v'(\partial_x \phi_3)^2] \\ & + \frac{8}{4\pi} [\partial_t \phi_4 \partial_x \phi_4 - v'(\partial_x \phi_4)^2] \\ & + \frac{1}{4\pi} [\partial_t \phi_5 \partial_x \phi_5 - v''(\partial_x \phi_5)^2] \\ & + \frac{1}{4\pi} [-\partial_t \phi_6 \partial_x \phi_6 - v''(\partial_x \phi_6)^2]. \end{aligned} \quad (11)$$

Here ϕ_3, ϕ_4 are the spin-up and spin-down edge modes of the strong pairing insulator and ϕ_5, ϕ_6 are the spin-up and spin-down edge modes of the topological insulator. Our normalization convention is such that the creation operators for spin-up and spin-down electrons in the topological insulator edge are given by $\psi_\uparrow^\dagger \sim e^{i\phi_5}$, $\psi_\downarrow^\dagger \sim e^{-i\phi_6}$. Similarly, the Cooper pair creation operators on the strong pairing edge are given by $b_\uparrow^\dagger \sim e^{-8i\phi_3}$, $b_\downarrow^\dagger \sim e^{8i\phi_4}$.

Alternatively, the Lagrangian L_b can be written in the K -matrix formalism (6) with

$$\mathcal{K}_b = \begin{pmatrix} -8 & 0 & 0 & 0 \\ 0 & 8 & 0 & 0 \\ 0 & 0 & 1 & 0 \\ 0 & 0 & 0 & -1 \end{pmatrix}, \quad \mathcal{V}_b = \begin{pmatrix} 8v' & 0 & 0 & 0 \\ 0 & 8v' & 0 & 0 \\ 0 & 0 & v'' & 0 \\ 0 & 0 & 0 & v'' \end{pmatrix}, \quad (12)$$

and

$$\Phi_b = \begin{pmatrix} \phi_3 \\ \phi_4 \\ \phi_5 \\ \phi_6 \end{pmatrix}. \quad (13)$$

We use the same convention for the time reversal transformation law of the strong pairing edge modes ϕ_3, ϕ_4 as in Eq. (5):

$$\phi_3 \rightarrow \phi_4, \quad \phi_4 \rightarrow \phi_3. \quad (14)$$

On the other hand, we assume that the topological insulator edge modes ϕ_5, ϕ_6 transform as:

$$\phi_5 \rightarrow \phi_6, \quad \phi_6 \rightarrow \phi_5 - \pi. \quad (15)$$

The extra π in this transformation law is necessary because the electron creation operators should transform as $\psi_\uparrow^\dagger \rightarrow \psi_\downarrow^\dagger$, and $\psi_\downarrow^\dagger \rightarrow -\psi_\uparrow^\dagger$.

Our goal is to show that the gapless edge modes (11) can be gapped out by an appropriate local perturbation without breaking time reversal or charge conservation symmetry, explicitly or spontaneously. As before, we will accomplish this gapping by adding backscattering terms similar to (9). Since there are 4 gapless edge modes, we need to add two such backscattering terms. We will now argue that the following two scattering terms do the job:

$$\begin{aligned} U_b = & U(x) [\cos(\Lambda_2^T \mathcal{K}_b \Phi_b - \alpha(x)) \\ & - \cos(\Lambda_3^T \mathcal{K}_b \Phi_b - \alpha(x))], \\ \Lambda_2 = & \begin{pmatrix} 0 \\ 1 \\ 1 \\ -3 \end{pmatrix}, \quad \Lambda_3 = \begin{pmatrix} -1 \\ 0 \\ 3 \\ -1 \end{pmatrix}. \end{aligned} \quad (16)$$

These terms have all the required properties. First of all, these perturbations are local, i.e., they are composed out of products of electron creation/annihilation operators acting near some point x in space. Indeed, in the K -matrix formalism, local operators – i.e. those composed out of electron creation/annihilation operators – are of the form $e^{i\Lambda^T \mathcal{K} \Phi}$ with Λ an integer vector. (On the other hand, quasiparticle creation and annihilation operators, which are generally non-local, take the form $e^{il^T \Phi}$ where l is an integer vector). Second, we can see that both terms are neutral and hence preserve the $U(1)$ charge symmetry. This can be seen from the physical picture of the perturbations. For example, the Λ_2 term corresponds to a process in which one spin-down Cooper pair is created in the strong pairing edge while one spin-up electron is created and three spin-down electrons are annihilated in the topological insulator edge, or vice versa. So this term is clearly charge conserving. Similarly, we can see that the Λ_3 term is charge conserving. Third, these terms are time reversal symmetric according to the time reversal transformation (14) and (15).

Now that we have established that the perturbations (16) have the required symmetry properties, we have two questions to answer: (i) whether the perturbations will gap the edge and (ii) if so, whether any symmetry is spontaneously broken as a consequence of this gapping. To answer the first question, we use the null vector criterion of Ref. 25. According to this criterion, a perturbation of

the form (16) will gap out the edge for large U if and only if

$$\Lambda_2^T \mathcal{K}_b \Lambda_2 = \Lambda_3^T \mathcal{K}_b \Lambda_3 = \Lambda_2^T \mathcal{K}_b \Lambda_3 = 0. \quad (17)$$

The origin of the null vector criterion is that it guarantees that one can make a linear change of variables from Φ_b to Φ'_b such that the Lagrangian for Φ'_b will be equivalent to two decoupled sine-Gordon models. It is then clear that if U is sufficiently large, the two combinations $\Lambda_2^T \mathcal{K}_b \Phi_b$, $\Lambda_3^T \mathcal{K}_b \Phi_b$ will become locked to the minima of the cosine potential and the edge will be gapped. (See appendix A for a derivation).

One may easily check that Λ_2, Λ_3 satisfy the null vector condition (17). We conclude that the boundary can indeed be gapped by (16). As for question (ii) regarding spontaneous symmetry breaking, we will discuss this issue in the next subsection.

D. Absence of spontaneous symmetry breaking on both boundaries

To determine whether the two gapped boundaries studied above spontaneously break any symmetries, we use a general criterion introduced by Ref. 12. This criterion, which we will call the “primitivity criterion” can be stated as follows: Consider a general K -matrix edge theory (6) with a $2N \times 2N$ K -matrix and perturbations

$$U_1 \cos(\Lambda_1^T \mathcal{K} \Phi - \alpha_1), \dots, U_N \cos(\Lambda_N^T \mathcal{K} \Phi - \alpha_N). \quad (18)$$

Suppose that the Λ_i obey the null vector condition $\Lambda_i^T \mathcal{K} \Lambda_j = 0$, so that these perturbations can gap the edge. The primitivity criterion states that the resulting gapped edge will not break any symmetry spontaneously if $\{\Lambda_i\}$ are “primitive.” Here, we say that an integer vector Λ is primitive if it cannot be written as an integer multiple of another integer vector – i.e. $\Lambda \neq k\Lambda'$ for any integer k and integer vector Λ' ; similarly, a vector set $\{\Lambda_i\}$ is primitive if all linear combinations $\sum_i a_i \Lambda_i$ are primitive for any integers a_1, \dots, a_N with no common divisor. A simple way to check the primitivity of $\{\Lambda_i\}$ is to see if the set of $N \times N$ minors of the matrix $\mathcal{M} = (\Lambda_1, \dots, \Lambda_N)$ are relatively prime: Ref. 12 showed that the set of $2N$ dimensional vectors $\{\Lambda_1, \dots, \Lambda_N\}$ is primitive if and only if the $N \times N$ minors of \mathcal{M} have no common divisor.

The basic intuition behind the primitivity condition is that it checks for the existence of a local order parameter. We can see this with a simple example: suppose $\Lambda = k\Lambda'$ so that Λ is not primitive. Then when the cosine term $\cos(\Lambda^T \mathcal{K} \Phi)$ locks the value of $\Lambda^T \mathcal{K} \Phi$ to its minima, it will also freeze the value of $(\Lambda')^T \mathcal{K} \Phi$. We can then construct an operator of the form $e^{i(\Lambda')^T \mathcal{K} \Phi - i\alpha}$ that will have a nonzero expectation value in the ground state. Furthermore, since Λ' is a *fraction* of Λ , this operator can transform nontrivially under symmetries that leave $\cos(\Lambda_i^T \mathcal{K} \Phi)$ invariant, implying that a symmetry is

broken spontaneously. In this way, we see that if the set of $\{\Lambda_i\}$ is not primitive, then a local order parameter can be constructed and spontaneous symmetry breaking is possible. On the other hand, if $\{\Lambda_i\}$ is primitive then no order parameter can be constructed (or at least no order parameter of the form $e^{i\Lambda^T \mathcal{K} \Phi}$), and thus spontaneous symmetry breaking is not possible.

A rigorous derivation of the primitivity condition can be obtained using the ground state degeneracy formula (23) from section IV A (see also Eq. (A2) in appendix A). That formula applies to Abelian states in a disk geometry with an edge that has been gapped by perturbations of the form (18). It states that the ground state degeneracy of such a system is equal to the greatest common divisor of the set of $N \times N$ minors of the matrix $\mathcal{M} = (\Lambda_1, \dots, \Lambda_N)$. Given this formula, it is easy to establish the primitivity condition: we can see that the primitivity condition guarantees that the ground state of our system is *non-degenerate*. It then follows that no symmetry is broken spontaneously, since any spontaneously broken symmetry would necessarily be accompanied by either a ground state degeneracy or gapless excitations, and our system is gapped by assumption.

We now apply the primitivity condition to the two gapped boundaries studied above. We can see that $\{\Lambda_2, \Lambda_3\}$ is primitive by direct calculation of the 2×2 minors of the matrix $\mathcal{M} = (\Lambda_2, \Lambda_3)$. Also, it is clear from inspection that Λ_1 is primitive. We conclude that neither of the two boundaries studied in the previous two sections spontaneously break any symmetries.

E. The paradox

We have shown that *both* the boundary between the strong pairing insulator and the vacuum and the boundary between the strong pairing insulator and the topological insulator can be gapped without breaking any symmetry. We will show that this result leads us to an apparent paradox.

As discussed in the introduction, the paradox occurs when we consider a geometry in which a disk-like region filled with a topological insulator is surrounded by an annular strip filled with a strong pairing insulator which is in turn surrounded by the vacuum (Fig. 1c). Let us call the outer boundary between the strong pairing insulator and the vacuum *boundary a*, and call the inner boundary between the strong pairing insulator and the topological insulator *boundary b*. Clearly, boundary *a* can be modelled in the same way as the boundary in Fig. 1a, with two edge modes ϕ_1, ϕ_2 and the edge Lagrangian $L_a[\phi_1, \phi_2]$ in (4). Likewise, boundary *b* can be modelled in the same way as the boundary in Fig. 1b, with four edge modes $\phi_3, \phi_4, \phi_5, \phi_6$ and the Lagrangian $L_b[\phi_3, \phi_4, \phi_5, \phi_6]$ in (11) (See Fig. 2c). Assuming that the annular strip is much wider than the microscopic correlation length, we can neglect coupling between the two boundaries. The total

Lagrangian for the annular strip is then given by

$$L = L_a[\phi_1, \phi_2] + L_b[\phi_3, \phi_4, \phi_5, \phi_6]. \quad (19)$$

Note that both ϕ_1 and ϕ_3 are edge modes of the spin-up component of the strong pairing insulator, but they are located at opposite sides of the strip, so they have opposite chiralities. It is the same for ϕ_2 and ϕ_4 . Such opposite chirality is reflected in our normalization conventions in (4) and (11) which differ by a minus sign.

In Sec. IIB, we constructed a perturbation U_a which gaps out the two modes ϕ_1, ϕ_2 at the strong-pairing insulator/vacuum boundary. In Sec. IIC, we constructed a perturbation U_b which gaps out the four modes $\phi_3, \phi_4, \phi_5, \phi_6$ at the strong-pairing insulator/topological insulator boundary. Furthermore, we showed that neither of these gappings lead to the breaking of time reversal or charge conservation symmetry – either explicitly or spontaneously.

Let us now imagine adding the perturbations U_a and U_b to boundary a and b respectively in the geometry Fig. 1c. With exactly the same analysis in Sec. IIB and Sec. IIC, we know that both boundaries a and b are gapped and no symmetry breaking occurs. If we think of the annulus as a wide interface between a topological insulator and the vacuum, then we seem to have found a way to gap the edge of the topological insulator without breaking any of the fundamental symmetries – an impossibility. In what follows we will show how to resolve this apparent paradox.

III. NONLOCAL ORDER PARAMETER

Now we resolve the paradox associated with the geometry in Fig. 1c. The resolution involves an unusual kind of breaking of time reversal symmetry, which we call *weak symmetry breaking*. In this and the next two sections, we will prove that the annular strip undergoes a spontaneous breaking of time reversal symmetry, and we will characterize the “weakness” of such breaking. In this section, we obtain a nonlocal order parameter as the first evidence of the weak breaking of time reversal symmetry.

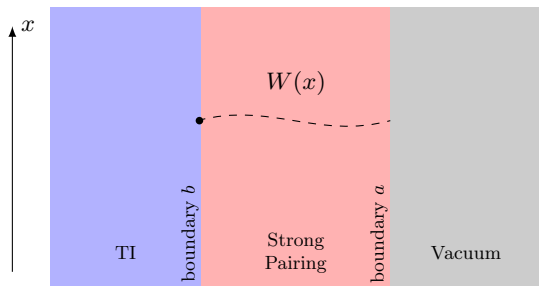


FIG. 3: Physical picture of the nonlocal order parameter $W(x)$, Eq. (20): it moves a quasiparticle $(2, 2)^T$ between the two boundaries, and at the same time it flips an electron spin at boundary b (black dot).

A. Existence of order parameter

In Sec. IIB and IIC, we analyzed boundary a and boundary b separately and we showed that no spontaneous symmetry breaking occurs when either of these boundaries is gapped. Now let us consider the geometry of Fig. 1c where boundaries a and b are connected by an annular strip. If the strip is very wide, the two boundaries must decouple from one another, and thus it is clear that there cannot be symmetry breaking at either of the two gapped boundaries. In other words, we expect that there are no local order parameters acting near either of the two boundaries that acquire a nonzero ground state expectation value. (For a more detailed argument against the existence of local order parameters, see Sec. V).

Given that there are no local order parameters, it is tempting to conclude that the system in Fig. 1c does not break any symmetries. However this conclusion is incorrect. The problem is that checking for local order parameters is not enough to determine the existence of spontaneous symmetry breaking: we also need to include *nonlocal* operators such as quasiparticle tunneling operators between the two boundaries. Including such nonlocal observables is the key to resolving the paradox. In fact, it is natural to include these nonlocal observables: The paradox occurs when we think the annular strip as a wide edge of the topological insulator, so we should include all operators acting within the strip.

We now demonstrate that there exists a nonlocal order parameter of time reversal symmetry breaking, i.e., a nonlocal operator that is odd under time reversal and that acquires a nonvanishing ground state expectation value. This order parameter is defined by

$$W(x) = \cos(2\phi_1 + 2\phi_2 + 2\phi_3 + 2\phi_4 + \phi_5 + \phi_6) \quad (20)$$

where the position variable x is written explicitly to emphasize that W can live anywhere along the boundaries. To understand the physical meaning of W , recall that in the K -matrix formalism, the operator $e^{il^T \Phi}$ creates a quasiparticle excitation l at the boundary. Thus, $e^{i2\phi_1 + i2\phi_2}$ creates a quasiparticle $(2, 2)^T$ at boundary a while $e^{i2\phi_3 + i2\phi_4}$ annihilates a quasiparticle $(2, 2)^T$ at boundary b . Also, the operator $e^{i\phi_5 + i\phi_6}$ corresponds to an electron spin flip. Putting these all together, we see that W describes a physical process in which a quasiparticle $l = (2, 2)^T$ tunnels from boundary a to boundary b , or vice versa, and at the same time an electron flips its spin at boundary b (Fig. 3).

Let us verify that $W(x)$ is indeed an order parameter of time reversal symmetry. First, we note that $W(x) \rightarrow -W(x)$ under time reversal transformation (5), (14) and (15). Second, to see that W acquires a ground state expectation value when boundaries a and b are gapped, note that one may write W as

$$W = \cos \left[\frac{1}{4} (\Lambda_1^T \mathcal{K}_a \Phi_a + \Lambda_2^T \mathcal{K}_b \Phi_b + \Lambda_3^T \mathcal{K}_b \Phi_b) \right], \quad (21)$$

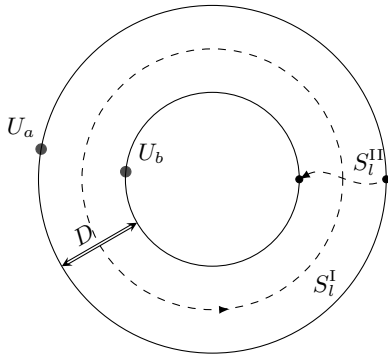


FIG. 4: Local operators (U_a , U_b) and string operators (S_l^I , S_l^{II}). There are two types of non-contractible string operators, type-I and type-II, associated with moving quasiparticles along the two dashed lines respectively. The width of the annular strip is D while the average length of the boundaries is L .

following the notations from equations (9) and (16). In the large U limit, the fields $\Lambda_1^T \mathcal{K}_a \Phi_a$, $\Lambda_2^T \mathcal{K}_b \Phi_b$ and $\Lambda_3^T \mathcal{K}_b \Phi_b$ are locked at the minima of the cosine potentials, therefore W is locked to a classical value. In general, the expectation value of W is nonvanishing, because the phase $\alpha(x)$ in (9) or (16) is arbitrary. Hence, $W(x)$ is indeed an order parameter characterizing the breaking of time reversal symmetry.

B. Nonlocality of order parameter

The nonlocality of the order parameter W is clear from the physical picture behind it: it involves quasiparticle tunneling across the annular strip. However, W in (20) is expressed in the edge theory, in which the bulk degrees of freedom are projected out. The edge theory cannot tell the distance between the boundaries and the width of the annular strip does not appear explicitly. This makes it ambiguous to talk about the nonlocality of W . Therefore, it is necessary to clarify this conceptual ambiguity. In particular, we discuss below how the width of the strip enters our edge theory analysis.

To begin, we compare the three characteristic lengths in our problem: the microscopic correlation length ξ , the width of the strip D , and the average length of the boundaries L . In the toy models in Sec. II A, the microscopic scale ξ is the magnetic length l_B . In our analysis, we always assume $\xi \ll L$. The ratio of D to ξ gives two limits of our problem: the wide-strip limit $D \gg \xi$, and the narrow-strip limit $D \sim \xi$. Up to now, we have assumed the wide-strip limit.

Now we clarify the concepts of *local* and *nonlocal* operators. Local operators are those acting on a region whose size is comparable to ξ , for examples, U_a in (9) which acts somewhere at boundary a and U_b in (16) which acts somewhere at boundary b (see schematics in Fig. 4). They are composed out of the electron cre-

ation/annihilation operators located within the region where these local operators are defined. Nonlocal operators act on a region whose size is much larger than the microscopic scale. The string-like operators S_l^I and S_l^{II} sketched in Fig. 4, called type-I and type-II string operators, are our main examples of nonlocal operators – they will be useful in the study of the ground state degeneracy in Sec. IV. They describe a quasiparticle l tunneling along the dashed lines in Fig. 4. S_l^I acts on the scale L and S_l^{II} acts on the scale D . Obviously S_l^I is nonlocal. Whether S_l^{II} is local or nonlocal depends on what limits we take: it is local in the narrow-strip limit ($D \sim \xi$) and it is nonlocal in the wide-strip limit ($D \gg \xi$).

With the above preparation, we are ready to discuss the locality/nonlocality of the order parameter. As mentioned above, the operator W is defined in the edge Hilbert space where the notion of the width of the strip fades away, so it is ambiguous to talk about the locality/nonlocality of W . However, since physically W describes quasiparticle tunneling across the annular strip, there must exist a S_l^{II} -like string operator \tilde{W} in the full Hilbert space whose projection in the edge Hilbert space is W . \tilde{W} and W are the *same* physical quantity (the order parameter) but expressed in different representations. Introducing the \tilde{W} representation of the order parameter makes it easy to understand its locality/nonlocality: Similarly to S_l^{II} , the order parameter is nonlocal in the wide-strip limit, but it becomes a local quantity in the narrow-strip limit. This clarifies what we mean by nonlocality of the order parameter in the wide-strip limit. In what follows, we will abuse notation and not distinguish W from \tilde{W} as long as no confusion occurs. We will use the phrases “ W is local” or “ W is nonlocal” with no further explanation.

A natural question is then: How is the locality/nonlocality of the order parameter manifested in the edge theory? One manifestation is that the operator W enters the edge Hamiltonian with only exponentially small coefficients in the wide-strip limit. Imagine we project \tilde{W} to W in the edge Hilbert space. In the wide-strip limit, \tilde{W} does not enter the microscopic Hamiltonian. Furthermore, the bulk of the strip is gapped. Thus, W can only be generated from a quasiparticle tunneling process and a rough estimate of the coefficient of W in the effective edge Hamiltonian is of the order of $\exp(-\alpha D)$, with α a positive number. In the limit $D/\xi \rightarrow \infty$, the coefficient vanishes and W is forbidden from entering the edge Hamiltonian. We see the width of the annular strip D enters the edge theory in this rather implicit way.

Finally, we make a comment about the narrow-strip limit. In that limit, the order parameter W becomes local, and therefore the symmetry breaking becomes locally detectable. The symmetry breaking becomes “strong”. Hence, reducing the width of the strip provides a natural crossover from the weak breaking to the usual breaking of time reversal symmetry. Such a crossover will be discussed in more detail in Sec. IV D from the view of ground state degeneracy. Strictly speaking, whenever we

say weak symmetry breaking, we stay in or close to the wide-strip limit.

IV. GROUND STATE DEGENERACY

It is well known that systems with a spontaneously broken discrete symmetry necessarily exhibit a ground state degeneracy. Here we show that the weak symmetry breaking in our system (Fig. 1c) also leads to a ground state degeneracy. However, the ground state degeneracy differs from the usual symmetry breaking case in several ways. First, we find a degeneracy of 4 instead of the two-fold degeneracy one expects for time reversal symmetry breaking. Second, we find that the degeneracy cannot be split by any local perturbation of the Hamiltonian, including perturbations that break time reversal symmetry. Thus, the ground state degeneracy should be regarded as a *topological* degeneracy, not a symmetry-breaking degeneracy. Both of these unusual features disappear in the narrow-strip limit: in that case, we find a crossover to a two-fold degeneracy that is protected by time reversal symmetry.

A. Computing the degeneracy

In this section we calculate the ground state degeneracy of our system (Fig. 1c) in the wide-strip limit. Our calculation is based on a formula derived in appendix A. This formula gives the ground state degeneracy of a general system with the geometry of Fig. 1c, in which both the disk and the annulus contain Abelian states and all boundaries are gapped. Before explaining this result, we first discuss a simpler formula that gives the ground state degeneracy of a general Abelian state defined in a *disk* geometry with a gapped edge.

The formula for the ground state degeneracy in a disk geometry is as follows. Consider an Abelian state described by a $2N \times 2N$ K -matrix \mathcal{K} . Suppose that this state is defined in a disk, with an edge gapped by backscattering terms

$$U_1 \cos(\Lambda_1^T \mathcal{K} \Phi), \dots, U_N \cos(\Lambda_N^T \mathcal{K} \Phi), \quad (22)$$

where $\{\Lambda_i\}$ are $2N$ -dimensional linearly-independent integer vectors that satisfy the null vector condition $\Lambda_i^T \mathcal{K} \Lambda_j = 0$. Then, the ground state degeneracy (GSD) is given by

$$\text{GSD}_{\text{disk}} = \text{gcd}(N \times N \text{ minors of } \mathcal{M}), \quad (23)$$

where gcd stands for the “greatest common divisor” and \mathcal{M} is the $2N \times N$ matrix whose columns are the vectors Λ_i

$$\mathcal{M} = (\Lambda_1, \dots, \Lambda_N). \quad (24)$$

Note that equation (23) gives the *total* ground state degeneracy of our system, not just the topologically protected degeneracy^{26,27}, which is presumably trivial for a disk-like system.

A detailed derivation of the formula (23) is given in appendix A. Here we provide an intuitive, but less rigorous explanation. First, consider the structure of the edge Hilbert space before we add the backscattering terms (22). In this case, the following operators commute with the Hamiltonian:

$$P_I = \frac{1}{2\pi} \int_0^L dx \partial_x \Phi_I. \quad (25)$$

These operators have integer eigenvalues p_I , so every eigenstate can be labeled by a $2N$ -component integer vector p . Eigenstates with the same values of p are said to belong to the same “sector.” Each sector contains a lowest energy state together with an infinite tower of excited states associated with phonon excitations.

Let us now add the backscattering terms (22). These terms have two effects. First, the combinations $\Lambda_i^T \mathcal{K} \Phi$ become locked to the minima of the cosine potential at low energies. Therefore, $\Lambda_i^T \mathcal{K} \partial_x \Phi = 0$, so the only sectors that have low energy states are those with

$$\Lambda_i^T \mathcal{K} p = 0, \quad (26)$$

for all Λ_i . Let us denote the set of all integer vectors p that satisfy equation (26) by Γ . The second effect is that the p ’s are no longer good quantum numbers since the cosine terms couple states in sector p with states in sector $p + \Lambda_i$. To obtain good quantum numbers, we need to consider $p \pmod{A}$ where A is the N dimensional lattice generated by $\Lambda_1, \dots, \Lambda_N$. Note that $A \subseteq \Gamma$ by the null vector criterion.

To complete the derivation, we note that it is natural to expect that there is one degenerate ground state for each of the low energy sectors. In other words, there is one ground state for each element of Γ/A . It is then not hard to show that the number of elements of Γ/A is precisely equal to the expression in equation (23), thus proving the claim.

Having “warmed up” with the disk case, we now introduce the formula for the ground state degeneracy for general Abelian states defined in the geometry of Fig. 1c. Suppose that the annular strip is described by an Abelian state with a $2N \times 2N$ K -matrix \mathcal{K}_s , while the disk is described by an Abelian state with a $2M \times 2M$ K -matrix \mathcal{K}_d . Suppose that the outer boundary a and the inner boundary b are gapped by backscattering terms corresponding to $\{\Lambda_{a,1}, \dots, \Lambda_{a,N}\}$ and $\{\Lambda_{b,1}, \dots, \Lambda_{b,N+M}\}$ where the $\Lambda_{a,i}$ are $2N$ -dimensional, and the $\Lambda_{b,i}$ are $(2M+2N)$ -dimensional integer vectors. Then the ground state degeneracy is given by:

$$\text{GSD}_{\text{Fig. 1c}} = \text{gcd}((2N+M) \times (2N+M) \text{ minors of } \mathcal{M}') \quad (27)$$

where \mathcal{M}' is a $(4N + 2M) \times (2N + M)$ matrix. The first N columns of \mathcal{M}' are

$$\begin{pmatrix} \mathcal{K}_s \Lambda_{a,i} \\ \Lambda_{a,i} \\ 0_{2M} \end{pmatrix}, \quad i = 1, \dots, N, \quad (28)$$

where 0_{2M} is the $2M$ -dimensional zero vector while the last $M + N$ columns are

$$\begin{pmatrix} 0_{2N} \\ \Lambda_{b,i} \end{pmatrix}, \quad i = 1, \dots, M + N. \quad (29)$$

The physics behind equation (27) is similar to the disk case and we refer the reader to appendix A for its derivation. Here, we will simply apply this formula to compute the degeneracy in our system. In our case, we have

$$\begin{aligned} \Lambda_{a,1}^T &= (1, -1), \\ \Lambda_{b,1}^T &= (0, 1, 1, -3), \\ \Lambda_{b,2}^T &= (-1, 0, 3, -1), \end{aligned} \quad (30)$$

and $K_s = \text{diag}(8, -8)$. Therefore, the matrix \mathcal{M}' is given by

$$\mathcal{M}' = \begin{pmatrix} 8 & 0 & 0 \\ 8 & 0 & 0 \\ 1 & 0 & -1 \\ -1 & 1 & 0 \\ 0 & 1 & 3 \\ 0 & -3 & -1 \end{pmatrix}. \quad (31)$$

We conclude that the ground state degeneracy for our system is

$$\text{GSD}_{\text{Fig. 1c}} = \text{gcd}(3 \times 3 \text{ minors of } \mathcal{M}') = 4. \quad (32)$$

B. Topological origin of the degeneracy

In the previous section we showed that the system drawn in Fig. 1c exhibits a four-fold ground state degeneracy. The next question is to determine the robustness of this degeneracy. Here we show that the degeneracy cannot be split by any local perturbation of the Hamiltonian, including perturbations that break time reversal symmetry. We conclude that the ground state degeneracy should be thought of as a topological degeneracy – analogous to the degeneracy of a topologically ordered state on a torus, rather than a symmetry-breaking degeneracy.

Our argument is similar to previous approaches for establishing topological degeneracy^{26,27}: our strategy is to construct string-like operators that (1) satisfy a nontrivial commutation algebra, and (2) map ground states to ground states. We then use these two properties to prove that the ground state degeneracy is robust.

We make use of two types of string-like operators. The first type of operator, which we call S_l^I , acts along a non-contractible loop in the annular strip (i.e. the dashed

circle in Fig. 4). Physically this operator describes a three step process in which one first creates a quasiparticle/quasihole pair l/\bar{l} , then winds l around the central disk, and finally brings l back to \bar{l} and annihilates the pair. The second type of string-like operator, which we call S_l^{II} , acts along a path connecting the inner and outer boundaries of the strip. This operator describes a process in which one creates a pair l/\bar{l} , then takes \bar{l} to boundary a and l to boundary b , and finally annihilates them separately at the two boundaries.

A key property of these two types of string operators is that they don't commute with each other in general. Instead they satisfy the algebra

$$S_l^I S_{l'}^{II} = e^{i\theta_{ll'}} S_{l'}^{II} S_l^I \quad (33)$$

where $\theta_{ll'}$ is the mutual statistical phase between quasiparticle l and l' . To see this, note that $(S_l^I)^{-1} (S_{l'}^{II})^{-1} S_l^I S_{l'}^{II}$ describes a process in which quasiparticle l is braided around quasiparticle l' , followed by a process in which quasiparticle l is braided in the opposite direction around an empty disk. The difference between the phases acquired during these two processes is exactly the mutual statistics $e^{i\theta_{ll'}}$.

We now construct the above algebra (33) more explicitly. First, we need to parameterize the different string operators in our system. We begin with the type-I string operators. Recall that in the strong pairing insulator, the quasiparticle excitations are labeled by two component integer vectors l . Therefore, all the S_l^I can be built out of two generating string operators, S_1^I and S_2^I , corresponding to $l^T = (1, 0)$ and $l^T = (0, 1)$ respectively.

Next consider the type-II string operators, S_l^{II} . An important point is that S_l^{II} can only be constructed if the quasiparticle l and quasihole \bar{l} can be locally annihilated at the boundaries of the annular strip; in general this local annihilation is only possible for a subset of quasiparticles²⁸. In the present case, we will argue that the subset of quasiparticles that can be annihilated includes $l^T = (2, 2)$ and its multiples. To see this, consider the following operator defined within the edge theory:

$$S = \exp[-i(2\phi_1 + 2\phi_2 + 2\phi_3 + 2\phi_4)]. \quad (34)$$

The operator S is a string-like operator that describes a process in which a quasiparticle $(2, 2)^T$ tunnels from boundary a to boundary b . If we apply S to one of the ground states of our system, it will create an excited state with a quasiparticle $(2, 2)^T$ on boundary b and a corresponding quasihole on boundary a . In order to construct a type-II string operator out of S , we need to construct local operators acting on the two boundaries that can annihilate these excitations and return the system to its ground state. We claim that the follow operator does the job:

$$V = \exp[-i(\phi_5 + \phi_6)]. \quad (35)$$

Clearly V is a local operator that describes a single electron flipping its spin on boundary b . Furthermore, consider the product $V \cdot S$. We can see that $V \cdot S$ looks

like the nonlocal order parameter W in Eq. (20) – in fact $W = (V \cdot S + S^\dagger \cdot V^\dagger)/2$. Therefore, just like W , $V \cdot S$ acquires a ground state expectation value when the edges are gapped by the backscattering terms (9) and (16). The fact that $V \cdot S$ acquires an expectation value tells us that if we apply $V \cdot S$ to a ground state of our system, the resulting state has a nonvanishing overlap with the ground state subspace. In other words, the operator V gives some amplitude for annihilating the quasiparticle $(2, 2)^T$ at the boundary. We conclude that $(2, 2)^T$ can indeed be annihilated at the boundary. In addition, we have an explicit expression for the corresponding string operator, which we denote by S_0^{II} :

$$S_0^{\text{II}} \sim V \cdot S \quad (36)$$

$$= \exp[-i(2\phi_1 + 2\phi_2 + 2\phi_3 + 2\phi_4 + \phi_5 + \phi_6)].$$

We will find this expression useful in Sec. IV C.

We have constructed three fundamental string operators: S_1^{I} , S_2^{I} , S_0^{II} . To find their commutation algebra (33), we recall that according to the K -matrix formalism, the mutual statistics between two excitations l, l' of the strong pairing state is given by

$$\theta_{ll'} = 2\pi l^T \begin{pmatrix} 8 & 0 \\ 0 & -8 \end{pmatrix}^{-1} l'. \quad (37)$$

Substituting $l^T = (1, 0), (0, 1), (2, 2)$, we derive the algebra

$$S_1^{\text{I}} S_0^{\text{II}} = e^{i\pi/2} S_0^{\text{II}} S_1^{\text{I}},$$

$$S_2^{\text{I}} S_0^{\text{II}} = e^{-i\pi/2} S_0^{\text{II}} S_2^{\text{I}}. \quad (38)$$

With the above algebra in hand, we are now ready to complete the argument. The key point is that each of the string operators S_1^{I} , S_2^{I} , S_0^{II} map ground states to ground states, so the ground state subspace must provide a representation of the algebra (33). Given that the smallest representation of this algebra is four dimensional, we immediately deduce that the ground state subspace must have degeneracy of at least 4. Furthermore, the same reasoning holds even if we add some arbitrary local perturbation to the Hamiltonian: our argument only depends on the quasiparticle statistics in the bulk and the basic structure of edge, both of which are expected to be stable to arbitrary local perturbations of the Hamiltonian (as long as the perturbations are not so large that they close the bulk or edge gap). We conclude that the system has a minimal four-fold degeneracy that cannot be split by any local perturbation in the wide-strip limit. In other words, the four-fold ground state degeneracy of our system is *topologically protected*.

C. Parameterization of degenerate ground states

We will find it useful to construct explicit matrix representations of the above string operators within the

four dimensional ground state subspace. We begin with S_0^{II} . From the algebra (38), we can see that the eigenvalues of this operator are necessarily of the form $\{\lambda, \lambda e^{i\pi/2}, \lambda e^{i\pi}, \lambda e^{3i\pi/2}\}$. In fact, since we are free to rescale S_0^{II} by a complex scalar, we can assume without loss of generality that the eigenvalues of S_0^{II} are of the form $e^{in\pi/2}$ with $n = 0, 1, 2, 3$. Working in this eigenbasis, we have

$$S_0^{\text{II}} = \begin{pmatrix} 1 & 0 & 0 & 0 \\ 0 & i & 0 & 0 \\ 0 & 0 & -1 & 0 \\ 0 & 0 & 0 & -i \end{pmatrix}. \quad (39)$$

Similarly, from the algebra (38) we deduce that

$$S_1^{\text{I}} = (S_2^{\text{II}})^{-1} = \begin{pmatrix} 0 & 0 & 0 & 1 \\ 1 & 0 & 0 & 0 \\ 0 & 1 & 0 & 0 \\ 0 & 0 & 1 & 0 \end{pmatrix} \quad (40)$$

(after an appropriate rescaling). Labeling these basis states by $|n\rangle$, $n = 0, 1, 2, 3$, we can equivalently write these equations as

$$S_0^{\text{II}}|n\rangle = e^{i\pi n/2}|n\rangle,$$

$$S_1^{\text{I}}|n\rangle = |n-1\rangle,$$

$$S_2^{\text{I}}|n\rangle = |n+1\rangle, \quad (41)$$

where the addition and subtraction in the last two equations is performed modulo 4. We can also obtain the matrix representation of the non-local order parameter W using the fact that $W \sim (S_0^{\text{II}} + (S_0^{\text{II}})^\dagger)$:

$$W|n\rangle \sim \cos(n\pi/2)|n\rangle. \quad (42)$$

At this point it is worth mentioning an important property of the string operators, namely, their action within the ground state subspace does not change if we deform the path along which they act. More precisely, if we let $S_{0\gamma}^{\text{II}}$ denote the string operator corresponding to a particular path γ , then

$$S_{0\gamma}^{\text{II}}|n\rangle = S_{0\gamma'}^{\text{II}}|n\rangle, \quad (43)$$

for any two paths γ, γ' connecting the two boundaries of the strip. The other string operators, $S_1^{\text{I}}, S_2^{\text{I}}$ exhibit a similar path independence. To derive (43), note that $S_{0\gamma}^{\text{II}}$ and $S_{0\gamma'}^{\text{II}}$ obey the same algebra (38), so the operator $S_{0\gamma}^{\text{II}} \cdot (S_{0\gamma'}^{\text{II}})^{-1}$ commutes with S_1^{I} . At the same time, it is clear that $S_{0\gamma}^{\text{II}} \cdot (S_{0\gamma'}^{\text{II}})^{-1}$ commutes with $S_{0\gamma}^{\text{II}}$ (at least if γ, γ' do not intersect). These two facts imply that $S_{0\gamma}^{\text{II}} \cdot (S_{0\gamma'}^{\text{II}})^{-1} = CI$ where I is the 4×4 identity and C is some complex scalar. Hence, as long as we rescale the two operators appropriately so that $C = 1$, they will obey (43).

To complete the picture, we now construct an explicit matrix representation for the time reversal transformation \mathcal{T} . According to the time reversal transformations (5), (14), (15), and the expression (36), we have

$\mathcal{T}^{-1}S_0^{\text{II}}\mathcal{T} = -S_0^{\text{II}\dagger}$. It follows that

$$\mathcal{T}|n\rangle \sim |n+2\rangle. \quad (44)$$

Choosing an appropriate phase convention for $|n\rangle$, we conclude that the time reversal operator can be represented within the ground state subspace as

$$\mathcal{T} = TK, \quad T = \begin{pmatrix} 0 & 0 & 1 & 0 \\ 0 & 0 & 0 & 1 \\ 1 & 0 & 0 & 0 \\ 0 & 1 & 0 & 0 \end{pmatrix}. \quad (45)$$

where K is the anti-linear complex conjugation operator.

D. Crossover to narrow-strip limit

The above four-fold topological ground state degeneracy is obtained in the wide-strip limit. We now study the degeneracy in the narrow-strip limit. We find that as the width of the strip is reduced, the degeneracy undergoes a crossover to a two-fold degeneracy which is protected by time reversal symmetry. Thus, in the narrow-strip limit the ground state degeneracy behaves exactly as we would expect for a system with spontaneously broken time reversal symmetry.

The new element that emerges as the width of the strip is reduced is that we need to include a small, but finite amplitude for quasiparticle tunneling between the two boundaries of the strip. These quasiparticle tunneling terms will generically split the four-fold ground state degeneracy discussed above, as we now demonstrate.

To see that quasiparticle tunneling will split the ground state degeneracy, it is sufficient to give one example. We consider the following tunneling term:

$$H_1 = \epsilon \int_0^L dx \cos(4\phi_1 + 4\phi_2 + 4\phi_3 + 4\phi_4 + 2\phi_5 + 2\phi_6). \quad (46)$$

This term describes a process in which the quasiparticle $l^T = (4, 4)$ tunnels from one boundary to another, while simultaneously two electron spins are flipped at boundary b . Importantly, H_1 is charge conserving and time reversal invariant according to (5), (14), (15), so there is no symmetry principle that prevents it from appearing in our Hamiltonian as the width of the strip is reduced. Furthermore, from the expression (36), we can see that $H_1 \sim (S_0^{\text{II}})^2 + h.c.$. Therefore, by (39), the matrix elements of H_1 between the different ground states are of the form

$$H_1 \sim \begin{pmatrix} \epsilon & 0 & 0 & 0 \\ 0 & -\epsilon & 0 & 0 \\ 0 & 0 & \epsilon & 0 \\ 0 & 0 & 0 & -\epsilon \end{pmatrix}. \quad (47)$$

From these matrix elements, we see that in lowest order of perturbation theory, H_1 will split the four-fold ground state degeneracy into a two-fold degeneracy.

The discussion above establishes that as the width of the strip is reduced, the degeneracy will generically split from 4 \rightarrow 2 as a result of quasiparticle tunneling. The next question is whether it is possible for the degeneracy to split further. We now show that such further splitting is not possible as long as time reversal symmetry is preserved. To establish this point, we will show that the matrix elements of local time reversal invariant perturbations H_1 between different ground states are always of the form

$$H_1 = \begin{pmatrix} \epsilon_1 & 0 & 0 & 0 \\ 0 & \epsilon_2 & 0 & 0 \\ 0 & 0 & \epsilon_1 & 0 \\ 0 & 0 & 0 & \epsilon_2 \end{pmatrix} \quad (48)$$

with ϵ_1 and ϵ_2 being real numbers. It will then follow that the perturbation H_1 cannot split the two-fold degeneracy, at least in lowest order of perturbation theory.

To see that H_1 has the form (48), note H_1 must satisfy two requirements. First, it must be time reversal invariant so that

$$TH_1^*T = H_1, \quad (49)$$

where T is given by (45). Second, H_1 must be local, that is $H_1 = \sum_a \mathcal{H}_a$ where each \mathcal{H}_a acts on a finite region whose size is much smaller than L . Using this fact, we can show that \mathcal{H}_a commutes with S_0^{II} within the ground state subspace. Indeed, if γ is the path along which S_0^{II} acts, we can always choose a new path γ' that has no overlap with the region of support of \mathcal{H}_a . Using path independence (43) we can then deduce:

$$\begin{aligned} \langle m | \mathcal{H}_a S_0^{\text{II}} | n \rangle &= \langle m | \mathcal{H}_a S_{0\gamma'}^{\text{II}} | n \rangle \\ &= \langle m | S_{0\gamma'}^{\text{II}} \mathcal{H}_a | n \rangle \\ &= \langle m | S_{0\gamma}^{\text{II}} \mathcal{H}_a | n \rangle. \end{aligned} \quad (50)$$

Hence

$$\langle m | S_{0\gamma}^{\text{II}} H_1 | n \rangle = \langle m | H_1 S_{0\gamma}^{\text{II}} | n \rangle. \quad (51)$$

Equations (49) and (51) together imply that H_1 has the form (48). Thus, we see a two-fold degeneracy is guaranteed by time reversal symmetry.

Note that if we include corrections due to finite length L of the edges, H_1 does not have to satisfy the second requirement (51). The two-fold degeneracy then will be lifted, leading to a unique ground state. This is easy to understand since spontaneous symmetry breaking is impossible in finite-size systems.

V. LOCAL ORDER PARAMETER

In Sec. II and Sec. III, we argued that the weak breaking of time reversal symmetry could be detected by a nonlocal order parameter W (20). In this section, we study the properties of *local* order parameters. We show

that local order parameters can also detect the symmetry breaking, but only very weakly. More precisely, we show that the expectation values of local order parameters are exponentially small in the width of the strip.

The argument for the exponential suppression of local order parameters is as follows. Consider a local observable O that is odd under time reversal, and that may live anywhere in the system, not restricted to the boundaries. Since O is odd under time reversal, it follows from equation (45) that

$$\langle n|O|n\rangle = -\langle n+2|O|n+2\rangle. \quad (52)$$

At the same time, since the ground state degeneracy is topologically protected, we know that the matrix elements of the local operator O must take the form

$$\langle m|O|n\rangle = C\delta_{mn} + \epsilon_{mn}, \quad (53)$$

where C is a constant and ϵ_{mn} is a finite-size correction that vanishes in the thermodynamic limit. The correction ϵ_{mn} is directly related to the finite-size splitting between topologically degenerate ground states and by analogy with this splitting, we expect ϵ_{mn} to depend exponentially on the width of the strip: $\epsilon_{mn} = \mathcal{O}(e^{-\alpha D})$. Combining these two equations, we conclude that

$$\langle m|O|n\rangle = \mathcal{O}(e^{-\alpha D}). \quad (54)$$

In other words, the expectation value of any local order parameter is exponentially small in the width of the strip.

The above argument shows that the expectation values of local order parameters are *at most* exponentially small in the width of the strip. In fact, we will now argue that local order parameters generically saturate this bound. One way to see this is to consider the effects of quasi-particle tunneling. Consider, for example, the following term:

$$H_1 = \epsilon \int dx \sigma(x) W(x). \quad (55)$$

Here $\sigma(x) = \cos(\phi_5 + \phi_6)$ and $W(x)$ is the nonlocal order parameter given in (20). The above term (55) will generically appear in our edge Hamiltonian since it is time reversal invariant and charge conserving and therefore there is no symmetry prohibiting it. On the other hand, we expect the coefficient ϵ to be exponentially suppressed, $\epsilon \sim \exp(-\alpha D)$, since this term involves a tunneling process across the strip.

Including (55) into our edge Hamiltonian has an important effect: it is not hard to see that this term induces a small expectation value for σ since $W(x)$ obtains an expectation value in the unperturbed ground state. In fact, in lowest order of perturbation theory we have:

$$\langle \sigma \rangle \sim \epsilon \cdot \langle W \rangle \sim \exp(-\alpha D). \quad (56)$$

With equation (56), the argument is now complete: we have demonstrated that σ – a *local* order parameter –

generically has an exponentially small expectation value as a result of the finite width of the strip. Clearly, the same reasoning applies to other local order parameters as well.

In summary, we have shown that for local order parameters, the symmetry breaking is indeed weak – exponentially suppressed by the width of the annular strip. As we approach the narrow-strip limit, local order parameters obtain larger and larger expectation values, and thereby the weak symmetry breaking becomes the usual “strong” symmetry breaking.

VI. GENERALIZATION

In the above sections, we studied the paradox and the weak breaking of time reversal symmetry through the example in Fig. 1. In this section, we construct many other similar examples, and show that these interesting phenomena are quite general. We consider the geometries in Fig. 5, which is almost the same as Fig. 1 but the topological insulator is replaced by a general fractional topological insulator and the strong pairing insulator is replaced by a general fractional trivial insulator. We show that there exist many fractional topological insulators and fractional trivial insulators such that all boundaries in Fig. 5 are gapped without locally breaking any symmetry. Therefore, similarly to Fig. 1c, a paradox occurs in Fig. 5c: thinking of the annular strip as a wide boundary between the fractional topological insulator and the vacuum, we have gapped this boundary without apparently breaking any symmetry. At this point, we should not be surprised of the paradox, because it may be related to weak symmetry breaking. Indeed, we will show that in all the cases studied here, there is weak breaking of time reversal symmetry when the paradox occurs.

A. The stability criterion

To simplify our analysis of the stability of the boundaries in Fig. 5 and avoid similar technical analyses to those in Sec. II, we will use the general edge stabil-

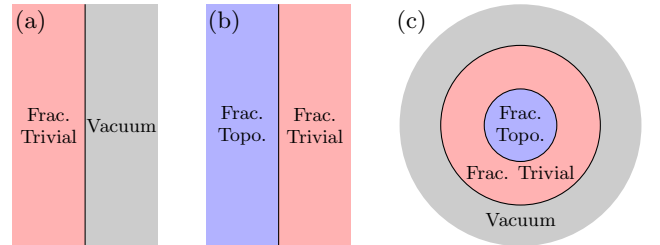


FIG. 5: The same geometries as in Fig. 1, with the topological insulator replaced by a general fractional topological insulator and the strong pairing insulator replaced by a general fractional trivial insulator.

ity criterion derived in Ref. 12. The criterion says that the boundary of an Abelian insulator, modelled by a K -matrix \mathcal{K} , carries a protected gapless edge mode if and only if the quantity $\frac{1}{e^*}\chi^T\mathcal{K}^{-1}\tau$ is odd. Here, e^* is the smallest charge in the insulator, χ is related to time reversal symmetry, and τ is related to charge conservation symmetry. Before using the criterion, we explain the meaning of the parameters τ , e^* and χ .

As argued in Ref. 12, the boundary of a general time reversal invariant Abelian insulator is modeled by a K -matrix theory

$$L = \frac{1}{4\pi}(\mathcal{K}_{IJ}\partial_t\Phi_I\partial_x\Phi_J - \mathcal{V}_{IJ}\partial_x\Phi_I\partial_x\Phi_J), \quad (57)$$

where \mathcal{K} and \mathcal{V} are $2N \times 2N$ matrices. The parameters χ and τ tells us how the fields Φ_I transform under the basic symmetry transformations, i.e., the $U(1)$ charge symmetry and time reversal symmetry. Under a $U(1)$ charge transformation $\mathcal{U}(\theta)$ with θ the rotational angle, the fields transform as

$$\Phi_I \rightarrow \Phi_I + \theta\mathcal{K}_{IJ}^{-1}\tau_J, \quad (58)$$

where τ is an $2N$ -component integer vector. This expression defines τ , which is called the “charge vector”. According to this transformation, it is easy to check that the operator $e^{il^T\Phi}$ creates a quasiparticle with charge $l^T\mathcal{K}^{-1}\tau$. Then, the smallest charge e^* can be defined as

$$e^* = \min_l(l^T\mathcal{K}^{-1}\tau). \quad (59)$$

The time reversal symmetry \mathcal{T} acting on the fields Φ_I leads to a transformation

$$\Phi_I \rightarrow T_{IJ}\Phi_J + \pi\mathcal{K}_{IJ}^{-1}\chi_J, \quad (60)$$

where T is a $2N \times 2N$ integer matrix, and χ is a $2N$ -component integer vector. This expression defines χ , which we can think as a “time reversal vector”. The parameters \mathcal{K} , τ cannot be chosen arbitrarily: As shown in Ref. 12, the requirement of time reversal invariance gives

$$\begin{aligned} T^T\mathcal{K}T &= -\mathcal{K}, \\ T\tau &= \tau. \end{aligned} \quad (61)$$

Also, the property of the time reversal symmetry, $\mathcal{T}^2 = (-1)^{N_e}$, where N_e is the total number of electrons in the system, gives the following constraints on T and χ :

$$\begin{aligned} T^2 &= 1, \\ (1 - T^T)\chi &\equiv \tau \pmod{2}. \end{aligned} \quad (62)$$

We see that the parameters $(\mathcal{K}, \tau, T, \chi)$ capture the essence of time reversal invariant Abelian insulators.

B. Boundary stability in Fig. 5a and Fig. 5b

We now apply the stability criterion to the boundaries in Fig. 5a and Fig. 5b. Let us parameterize the fractional trivial insulator with $(\mathcal{K}_1, \tau_1, T_1, \chi_1)$, and the fractional topological insulator with $(\mathcal{K}_2, \tau_2, T_2, \chi_2)$. According to the very definitions of the fractional topological/trivial insulator, we must have $\frac{1}{e_1^*}\chi_1^T\mathcal{K}_1^{-1}\tau_1$ being even and $\frac{1}{e_2^*}\chi_2^T\mathcal{K}_2^{-1}\tau_2$ being odd, with e_1^* and e_2^* the smallest charges in the fractional trivial insulator and the fractional topological insulator respectively. Also, by construction, the boundary in Fig. 5a can be gapped without breaking any symmetry.

The stability of the boundary in Fig. 5b is not as straightforward. The boundary contains the edge modes from the central disk and the modes from the inner edge of the annular strip. Hence, the modes can be modeled by the K -matrix theory with parameters

$$\begin{aligned} \mathcal{K}_b &= \begin{pmatrix} -\mathcal{K}_1 & 0 \\ 0 & \mathcal{K}_2 \end{pmatrix}, \quad \tau_b = \begin{pmatrix} \tau_1 \\ \tau_2 \end{pmatrix} \\ T_b &= \begin{pmatrix} T_1 & 0 \\ 0 & T_2 \end{pmatrix}, \quad \chi_b = \begin{pmatrix} \chi_1 \\ \chi_2 \end{pmatrix} \end{aligned} \quad (63)$$

The minus sign before \mathcal{K}_1 comes from the fact that the inner edge modes of the annular strip have opposite chirality to the outer edge modes.

Applying the stability criterion explained above, we see that the boundary in Fig. 5b contains gapless edge modes, if and only if the quantity

$$\frac{1}{e_b^*}\chi_b^T\mathcal{K}_b^{-1}\tau_b = \frac{1}{e_b^*}(\chi_2^T\mathcal{K}_2^{-1}\tau_2 - \chi_1^T\mathcal{K}_1^{-1}\tau_1) \quad (64)$$

is odd. Here, e_b^* is defined as

$$\begin{aligned} e_b^* &= \min_l(l^T\mathcal{K}_b^{-1}\tau_b) \\ &= \min_{\{m,n\}}(me_1^* + ne_2^*), \end{aligned} \quad (65)$$

where l is an integer vector, and m, n are integer numbers. With this criterion, it will be easy for us to construct many examples where the boundary in Fig. 5b is unstable. Stable boundaries also exist, however they are not interesting to us.

Before we construct other examples in which the boundary in Fig. 5b is unstable, let us check that the criterion is consistent with the example from Fig. 1. In that case, the strong pairing insulator has parameters

$$\begin{aligned} \mathcal{K}_1 &= \begin{pmatrix} 8 & 0 \\ 0 & -8 \end{pmatrix}, \quad \tau_1 = \begin{pmatrix} 2 \\ 2 \end{pmatrix} \\ T_1 &= \begin{pmatrix} 0 & 1 \\ 1 & 0 \end{pmatrix}, \quad \chi_1 = \begin{pmatrix} 0 \\ 0 \end{pmatrix}. \end{aligned} \quad (66)$$

and the topological insulator has parameters

$$\begin{aligned} \mathcal{K}_2 &= \begin{pmatrix} 1 & 0 \\ 0 & -1 \end{pmatrix}, \quad \tau_2 = \begin{pmatrix} 1 \\ 1 \end{pmatrix} \\ T_2 &= \begin{pmatrix} 0 & 1 \\ 1 & 0 \end{pmatrix}, \quad \chi_2 = \begin{pmatrix} 0 \\ 1 \end{pmatrix}. \end{aligned} \quad (67)$$

where T_1 , χ_1 , T_2 and χ_2 can be read off from the time reversal transformations (14) and (15). The parameters $(\mathcal{K}_b, \tau_b, T_b, \chi_b)$ can be obtained according to (63). Then, the smallest charges are $e_1^* = 1/4$, $e_2^* = 1$ and $e_b^* = 1/4$, and thereby $\frac{1}{e_1^*}\chi_1^T\mathcal{K}_1^{-1}\tau_1 = 0$ and $\frac{1}{e_b^*}\chi_b^T\mathcal{K}_b^{-1}\tau_b = -2$. Therefore, both boundaries in Fig. 1a and Fig. 1b are unstable, in agreement with the results from Sec. II.

C. Infinitely many examples of unstable boundary in Fig. 5b

Now we look for other examples in which the boundary in Fig. 5b is unstable. In fact, we will show that there are infinitely many such examples.

We will restrict to a special class of Abelian insulators, which we call “Abelian spin Hall insulators”. We will see below that this class is already enough for us to find infinitely many examples where the boundary in Fig. 5b is unstable. Of course, there are also examples beyond Abelian spin Hall insulators, however we will not list them here.

The Abelian spin Hall insulators^{12,13} has the parameters of the form

$$\begin{aligned} \mathcal{K} &= \begin{pmatrix} K & W \\ W^T & -K \end{pmatrix}, \quad \tau = \begin{pmatrix} t \\ t \end{pmatrix} \\ T &= \begin{pmatrix} 0 & 1 \\ 1 & 0 \end{pmatrix}, \quad \chi = \begin{pmatrix} 0 \\ t \end{pmatrix}, \end{aligned} \quad (68)$$

where K is symmetric and W is skew symmetric. One may check that the requirements in (61) and (62) are satisfied. We assume $\gcd(t) = 1$ for simplicity. Let the fractional topological insulator and fractional trivial insulator in Fig. 5 both be of this type. In this case, the stability criterion (64) simplifies further. As we explain below, the boundary stability of Fig. 5b is fully determined by the single number $1/e_1^*$: if it is even, the boundary is unstable; if it is odd, the boundary is protected. Using this result, it is then easy to construct infinitely many examples in which the boundary in Fig. 5b is unstable. For example, the following Abelian spin Hall insulators are fractional trivial insulators and all have their $1/e^*$ being even:

$$K = \begin{pmatrix} m & n \\ n & m \end{pmatrix}, \quad W = 0, \quad t = \begin{pmatrix} 1 \\ 1 \end{pmatrix}. \quad (69)$$

Here, m and n both are odd integers. The smallest charge is $e^* = 1/(m+n)$. So, clearly $1/e^*$ is even.

The proof of the above result relies on a theorem of Abelian spin Hall insulators, proven in Appendix B. The theorem states that the smallest charge in an Abelian spin Hall insulator with protected edge modes must have an odd denominator. On the other hand, the smallest charge of an Abelian spin Hall insulator without protected edge modes can have either odd or even denominator. Given this result, we see that $1/e_2^*$ must be odd while

$1/e_1^*$ can be either even or odd. Then, using the fact that $\frac{1}{e_1^*}\chi_1^T\mathcal{K}_1^{-1}\tau_1$ is even and $\frac{1}{e_2^*}\chi_2^T\mathcal{K}_2^{-1}\tau_2$ is odd, one finds that $\frac{1}{e_b^*}\chi_b^T\mathcal{K}_b^{-1}\tau_b$, defined in (64), has the same parity as $1/e_1^*$. Hence, the boundary in Fig. 5b can be gapped without breaking any symmetry if and only if $1/e_1^*$ is even.

D. Weak symmetry breaking in Fig. 5c

Let us now consider the geometry in Fig. 5c. In the case that the boundaries a and b both are unstable, a similar paradox to that in Sec. II E occurs: thinking of the annular strip as a wide edge, we can construct a gapped edge of a fractional topological insulator. Furthermore, according to the above subsection, there are infinitely many examples where this paradox arises.

The question then is: Do all these examples exhibit weak symmetry breaking, just like the topological insulator/strong pairing insulator example? Below we answer this question in the affirmative. We prove the answer by finding a nonlocal order parameter for time reversal symmetry breaking on a general ground. The existence of the nonlocal order parameter establishes the existence of weak breaking of time reversal symmetry. We will not discuss the ground state degeneracy here, though we expect it behaves similarly to the topological insulator/strong pairing insulator example.

Let us set up some notations before searching for a nonlocal order parameter. We have already associated the fractional trivial insulator with parameters $(\mathcal{K}_1, \tau_1, T_1, \chi_1)$, and the fractional topological insulator with parameters $(\mathcal{K}_2, \tau_2, T_2, \chi_2)$. Let \mathcal{K}_1 be a $2N_1 \times 2N_1$ matrix and \mathcal{K}_2 be a $2N_2 \times 2N_2$ matrix. Boundary a is described by parameters $(\mathcal{K}_a, \tau_a, T_a, \chi_a) = (\mathcal{K}_1, \tau_1, T_1, \chi_1)$, and boundary b is described by $(\mathcal{K}_b, \tau_b, T_b, \chi_b)$ defined in (63). Let the edge modes of the annular strip at boundary a be described by Φ_1 , the modes of the annular strip at boundary b be described by Φ'_1 , and the modes of the disk be described by Φ_2 . In total, boundary b is described by

$$\Phi_b = \begin{pmatrix} \Phi'_1 \\ \Phi_2 \end{pmatrix}. \quad (70)$$

For notational consistency, we also denote $\Phi_a = \Phi_1$.

According to Ref. 12, if a boundary is unstable, it is always possible to find simple scattering terms that preserve the symmetries to gap it out, just like what we have done in the example in Sec. II. Let us assume as in Ref. 12 that the boundary a is gapped by N_1 scattering terms

$$U_{a,i}(x) \cos(\Lambda_{a,i}^T \mathcal{K}_a \Phi_a - \alpha_{a,i}(x)), \quad (71)$$

where $i = 1, \dots, N_1$. The integer vector set $\{\Lambda_{a,i}\}$ is assumed to satisfy the following properties. First, they are linearly independent and neutral $\Lambda_{a,i}\tau_a = 0$, and they satisfy the null vector criterion $\Lambda_{a,i}^T \mathcal{K}_a \Lambda_{a,j} = 0$. Second,

if a vector $\Lambda_{a,i}$ belongs to the set, its time reversal partner $-T\Lambda_{a,i}$ also belongs to the set. Finally, the vectors $\{\Lambda_{a,i}\}$ satisfy the primitivity condition. These properties ensure that the scattering terms are charge conserving, time reversal invariant, and can gap the boundary a without locally breaking any symmetry. Let the boundary b be gapped by the scattering terms

$$U_{b,i}(x) \cos(\Lambda_{b,i}^T \mathcal{K}_b \Phi_b - \alpha_{b,i}(x)), \quad (72)$$

with $i = 1, \dots, (N_1 + N_2)$. Again, $\{\Lambda_{b,i}\}$ should satisfy the symmetry requirements as well as the null vector criterion and the primitivity condition.

Once the boundaries are gapped, we claim that there exists a nonlocal order parameter for the time reversal symmetry breaking. In the edge theory, it is expressed as

$$W(x) = \cos\left[\frac{1}{e_2^*} \tau_1^T (\Phi_1 + \Phi'_1) + \frac{1}{e_2^*} \tau_2^T \Phi_2\right]. \quad (73)$$

It describes a physical process where a quasiparticle labeled by $l = \tau_1/e_2^*$ tunnels from boundary a to boundary b , and at the same time a quasiparticle labeled by $l' = \tau_2/e_2^*$ is created at the edge of the disk. Note that the quasiparticle l' is local because τ_2/e_2^* can be written as $\mathcal{K}_2 \Lambda$ with an integer vector Λ , as is a consequence of the definition of e_2^* .

We prove the claim below. First, we show that W is odd under time reversal transformation. According to (60), we have

$$\begin{aligned} \Phi_1 &\rightarrow T_1 \Phi_1 + \pi \mathcal{K}_1^{-1} \chi_1 \\ \Phi'_1 &\rightarrow T_1 \Phi'_1 - \pi \mathcal{K}_1^{-1} \chi_1 \\ \Phi_2 &\rightarrow T_2 \Phi_2 + \pi \mathcal{K}_2^{-1} \chi_2. \end{aligned} \quad (74)$$

Then, with the property (61), we have

$$W(x) \rightarrow (-1)^{\frac{1}{e_2^*} \tau_2^T \mathcal{K}_2^{-1} \chi_2} W(x). \quad (75)$$

Since the disk is assumed to be a fractional topological insulator, the quantity $\frac{1}{e_2^*} \tau_2^T \mathcal{K}_2^{-1} \chi_2$ is odd. Hence, $W \rightarrow -W$ under the time reversal transformation, as claimed.

Second, we show that $W(x)$ indeed acquires a nonvanishing ground-state expectation value. To see this, we first write W in a slightly different form,

$$W = \cos\left[\frac{1}{e_2^*} \tau_a^T \Phi_a + \frac{1}{e_2^*} \tau_b^T \Phi_b\right]. \quad (76)$$

In the large U limit, the cosine terms in (71) and (72) lock the fields $\Lambda_{a,i}^T \mathcal{K}_a \Phi_a$ and $\Lambda_{b,i}^T \mathcal{K}_b \Phi_b$ to classical values. We will now argue that the field $\tau_a^T \Phi_a$ and $\tau_b^T \Phi_b$ also acquire classical values. The integer vectors $\{\Lambda_{a,i}\}$ satisfy the neutrality condition $\Lambda_{a,i}^T \tau_a = 0$, and the null vector criterion $\Lambda_{a,i}^T \mathcal{K}_a \Lambda_{a,j} = 0$. Let \mathbb{X} be the space spanned by the vectors satisfying the N_1 linear equations $\{\Lambda_{a,i}^T \mathcal{K}_a x = 0\}$, where x is a $2N_1$ dimensional vector. Then, \mathbb{X} has dimension N_1 . The null vector condition

tells us that $\{\Lambda_{a,i}\}$ is a basis of \mathbb{X} . From the neutrality condition, we see the vector $\mathcal{K}_a^{-1} \tau_a$ is also a solution of the linear equations $\{\Lambda_{a,i}^T \mathcal{K}_a x = 0\}$. Hence, $\mathcal{K}_a^{-1} \tau_a \in \mathbb{X}$, implying that $\mathcal{K}_a^{-1} \tau_a$ can be expressed as a linear combination of $\{\Lambda_{a,i}\}$. Therefore, the field $\tau_a^T \Phi_1$ can be written as a linear combination of the fields $\Lambda_{a,i}^T \mathcal{K}_a \Phi_a$ and acquires a classical value. Similarly, we can show that $\tau_b^T \Phi_b$ acquires a classical value. Hence, we achieve our conclusion that the nonlocal operator $W(x)$ in (73) indeed obtains an expectation value when both boundaries a and b are gapped. In general, the expectation value is nonvanishing, because the phases $\alpha_{a,i}$ in (71) and $\alpha_{b,i}$ in (72) are arbitrary. We conclude that our system exhibits weak time reversal symmetry breaking when boundaries a and b are gapped.

VII. CONCLUSION

To summarize, we have shown that the strong pairing insulator has the interesting property that *both* its boundary with the vacuum, and its boundary with a topological insulator can be fully gapped without breaking either time reversal or charge conservation symmetry. This result is closely connected with an apparent paradox. The paradox occurs when we consider a geometry in which a disk-like region containing a topological insulator is surrounded by an annular strip made of a strong pairing insulator, which is in turn surrounded by the vacuum. Naively, it appears that if we gap both boundaries, we can construct a fully gapped interface between a topological insulator and the vacuum that does not break any symmetries – a contradiction.

The resolution of this paradox is that the above system spontaneously breaks time reversal symmetry in an unusual way which we call “weak symmetry breaking.” This weak symmetry breaking cannot be detected by any local order parameter if the annular strip is much wider than the microscopic correlation length. The only order parameters that can see the symmetry breaking are *nonlocal* string-like operators that describe quasiparticle tunneling across the strip. In addition, we have shown that this unusual symmetry breaking is associated with an unusual ground state degeneracy: the system has a four-fold ground state degeneracy which is topologically protected rather than the expected two-fold symmetry-protected degeneracy. We have also generalized these discussions to fractional topological insulator/fractional trivial insulator/vacuum sandwich structures, where we found a large class of other systems exhibiting weak symmetry breaking.

In the course of our analysis, we have developed several tools that may be useful more generally. Most notably, we derived general formulas for the ground state degeneracy of gapped edges (appendix A) in different geometries. These formulas take account of *both* topological degeneracy and symmetry-breaking degeneracy in a unified framework.

The present work can be loosely grouped with recent studies of exotic phenomena at gapped boundaries of topological insulators. A well known example of such phenomena is the discovery of Majorana zero modes at the edge of a topological insulator²⁹. Another interesting example is the recent observation that surface states of 3D symmetry protected phases can be gapped by forming 2D intrinsic topological orders. For instance, the surface of a 3D bosonic topological insulator can form a \mathbb{Z}_2 topological phase²⁰. More recently, it was also shown the surface state of a 3D fermionic topological insulator can realize non-Abelian topological order^{30–33}. We see that gapped edges/surfaces of topological phases have rather rich physics. The weak symmetry breaking phenomenon identified in this work provides another example of this richness.

We envision several directions for future research. One direction is to consider symmetry protected topological phases with symmetries beyond charge conservation and time reversal symmetry. It would be interesting to see if the paradox and the associated weak symmetry breaking generalizes to these systems. It would also be interesting to see if analogous phenomena occur at the surfaces of three dimensional topological insulators.

Note added. After this work was submitted for publication, we noticed a related work³⁴ which also studies unconventional ways of gapping out the edges of 2D symmetry protected topological phases.

Acknowledgments

C.W. thanks M. Cheng, C.-H. Lin and A. Lobos for helpful discussions. C.W. and M.L. acknowledge support from Microsoft Q, JQI-NSF-PFC and the Alfred P. Sloan foundation.

Appendix A: Degeneracy of gapped edges

In this appendix, we calculate the ground state degeneracy of general gapped edges modeled in the K -matrix formalism. The edges are gapped by backscattering terms, i.e., cosine potentials. Various geometries are considered, including a disk geometry, a cylindrical geometry and the geometry in Fig. 5c. Let us first list the results, then prove them in the following subsections.

Disk geometry—We consider an edge of a disk described by a Lagrangian

$$L(\Phi, \mathcal{K}, \{\Lambda_i\}) = \frac{1}{4\pi} (\partial_t \Phi^T \mathcal{K} \partial_x \Phi - \partial_x \Phi^T \mathcal{V} \partial_x \Phi) + U_1 \cos(\Lambda_1^T \mathcal{K} \Phi) + \cdots + U_N \cos(\Lambda_N^T \mathcal{K} \Phi) \quad (\text{A1})$$

where \mathcal{K} is a $2N \times 2N$ matrix and Φ contains $2N$ components. The $2N$ dimensional integer vectors $\{\Lambda_i\}$ are linearly independent and satisfy the null vector criterion $\Lambda_i^T \mathcal{K} \Lambda_j = 0$, so that the edge is gapped at large U 's. We

will show that the ground state degeneracy (GSD) in this model is given by

$$\text{GSD}_{\text{disk}} = \text{gcd}(N \times N \text{ minors of } \mathcal{M}) \quad (\text{A2})$$

where $\mathcal{M} = (\Lambda_1, \dots, \Lambda_N)$, a $2N \times N$ matrix, and gcd stands for “greatest common divisor”.

Cylindrical geometry—In this case, there are two boundaries: the right boundary a and the left boundary b . We consider a model in which the two boundaries are described by the edge Lagrangian

$$L(\Phi_a, \mathcal{K}, \{\Lambda_{a,i}\}) + L(\Phi_b, -\mathcal{K}, \{\Lambda_{b,i}\}) \quad (\text{A3})$$

where the form of L follows (A1). Both fields Φ_a and Φ_b contain $2N$ components. $\{\Lambda_{a,i}\}$ are linearly independent $2N$ dimensional integer vectors, as are $\{\Lambda_{b,i}\}$. In addition, $\{\Lambda_{a,i}\}$ and $\{\Lambda_{b,i}\}$ satisfy the null vector criterion, $\Lambda_{a,i}^T \mathcal{K} \Lambda_{a,j} = \Lambda_{b,i}^T \mathcal{K} \Lambda_{b,j} = 0$. We will show that when the boundaries are gapped at large U 's, the ground state degeneracy of the system is given by

$$\text{GSD}_{\text{cylinder}} = \text{gcd}(2N \times 2N \text{ minors of } \mathcal{M}) \quad (\text{A4})$$

and \mathcal{M} is a $4N \times 2N$ matrix

$$\mathcal{M} = \begin{pmatrix} \mathcal{K} \Lambda_{a1} & \cdots & \mathcal{K} \Lambda_{aN} & 0 & \cdots & 0 \\ \Lambda_{a1} & \cdots & \Lambda_{aN} & \Lambda_{b1} & \cdots & \Lambda_{bN} \end{pmatrix}. \quad (\text{A5})$$

The geometry in Fig. 5c—Here we assume the two boundaries, the outer boundary a and the inner boundary b , are modeled by the Lagrangian

$$L(\Phi_a, \mathcal{K}_s, \{\Lambda_{a,i}\}) + L(\Phi_b, \mathcal{K}_b, \{\Lambda_{b,i}\}), \quad (\text{A6})$$

where Φ_a describes $2N$ modes on boundary a , and Φ_b describes $2N + 2M$ edge modes on boundary b with $2N$ modes from the annular strip and $2M$ modes from the disk. The disk and the annular strip are associated with K -matrices \mathcal{K}_d and \mathcal{K}_s respectively, so $\mathcal{K}_b = \text{diag}(-\mathcal{K}_s, \mathcal{K}_d)$. The integer vectors $\{\Lambda_{a,i}\}$ are $2N$ dimensional and $\{\Lambda_{b,i}\}$ are $2N + 2M$ dimensional. Both are linearly independent and satisfy the null vector criterion. We will show that when the boundaries are gapped, the degeneracy in this geometry is given by

$$\text{GSD}_{\text{Fig.5c}} = \text{gcd}((2N + M) \times (2N + M) \text{ minors of } \mathcal{M}), \quad (\text{A7})$$

where \mathcal{M} is a $(4N + 2M) \times (2N + M)$ matrix. The first N columns of \mathcal{M} are

$$\begin{pmatrix} \mathcal{K}_s \Lambda_{a,i} \\ \Lambda_{a,i} \\ 0_{2M} \end{pmatrix}, \quad i = 1, \dots, N \quad (\text{A8})$$

with 0_{2M} the $2M$ dimensional zero vector, and the last $M + N$ columns of \mathcal{M} are

$$\begin{pmatrix} 0_{2N} \\ \Lambda_{b,i} \end{pmatrix}, \quad i = 1, \dots, N + M \quad (\text{A9})$$

with 0_{2N} the $2N$ dimensional zero vector.

1. Disk geometry

We will prove the formula (A2) by mapping the edge theory to a collection of non-chiral Luttinger liquids, for which the degeneracy is easily seen. We illustrate our approach with the example of the strong pairing insulator. We then prove the formula (A2) for general cases.

a. Strong pairing insulator

Consider the following model for the edge of a strong pairing insulator,

$$\begin{aligned} L_{sp} = & \frac{8}{4\pi} \partial_x \phi_1 (\partial_t \phi_1 - v \partial_x \phi_1) \\ & - \frac{8}{4\pi} \partial_x \phi_2 (\partial_t \phi_2 + v \partial_x \phi_2) \\ & + U \cos(8\phi_1 + 8\phi_2). \end{aligned} \quad (\text{A10})$$

In this case, the matrix

$$\mathcal{M} = \begin{pmatrix} 1 \\ -1 \end{pmatrix}. \quad (\text{A11})$$

So, according to the formula (A2), the ground state is nondegenerate. Below we will establish this result with a systematic calculation.

We will use a Hamiltonian formulation of the edge theory. The Hamiltonian is given by

$$H = \frac{8v}{4\pi} [(\partial_x \phi_1)^2 + (\partial_x \phi_2)^2] - U \cos(8\phi_1 + 8\phi_2), \quad (\text{A12})$$

where the basic commutation relations are

$$\begin{aligned} [\phi_1(x), \partial_y \phi_1(y)] &= \frac{i}{8} 2\pi \delta(x-y), \\ [\phi_2(x), \partial_y \phi_2(y)] &= -\frac{i}{8} 2\pi \delta(x-y). \end{aligned} \quad (\text{A13})$$

The particle densities are $\partial_x \phi_1/2\pi$ and $\partial_x \phi_2/2\pi$. On a disk geometry, the total number of particles in each component must be integers. Therefore, H should be diagonalized with the constraints

$$\int_0^L dx \frac{1}{2\pi} \partial_x \phi_1(x) = p_1, \quad \int_0^L dx \frac{1}{2\pi} \partial_x \phi_2(x) = p_2 \quad (\text{A14})$$

where p_1, p_2 are integers, and L is the length of the edge.

We wish to understand the ground state degeneracy of the Hamiltonian H through a mapping to the standard non-chiral Luttinger liquid. To this end, we consider the change of variables

$$\begin{aligned} \theta &= 8(\phi_1 + \phi_2), \\ \varphi &= \frac{1}{2}(\phi_1 - \phi_2). \end{aligned} \quad (\text{A15})$$

In terms of these variables, we have

$$H = \frac{v}{4\pi} \left[\frac{(\partial_x \theta)^2}{16} + 16(\partial_x \varphi)^2 \right] - U \cos(\theta) \quad (\text{A16})$$

with the commutation relations

$$\begin{aligned} [\theta(x), \partial_y \varphi(y)] &= i2\pi \delta(x-y), \\ [\theta(x), \partial_y \theta(y)] &= [\varphi(x), \partial_y \varphi(y)] = 0. \end{aligned} \quad (\text{A17})$$

The constraints become

$$\begin{aligned} \int_0^L dx \frac{1}{2\pi} \partial_x \theta(x) &= 8(p_1 + p_2), \\ \int_0^L dx \frac{1}{2\pi} \partial_x \varphi(x) &= \frac{1}{2}(p_1 - p_2). \end{aligned} \quad (\text{A18})$$

We observe that the above Hamiltonian (A16) and commutation relations are identical to those of a non-chiral Luttinger liquid with a backscattering term

$$\begin{aligned} H_{LL} &= \pi(v_\theta \rho_\theta^2 + v_\varphi \rho_\varphi^2) - U \cos(\theta), \\ [\rho_\theta(x), \rho_\varphi(y)] &= \frac{i}{2\pi} \partial_x \delta(x-y), \end{aligned} \quad (\text{A19})$$

where $v_\theta = v/16$ and $v_\varphi = 16v$ and

$$\rho_\theta = \frac{1}{2\pi} \partial_x \theta, \quad \rho_\varphi = \frac{1}{2\pi} \partial_x \varphi. \quad (\text{A20})$$

Here, ρ_θ and ρ_φ are the density of vortices and particles in the non-chiral Luttinger liquid.

On the other hand, the constraints (A18) are *not* the same as a standard Luttinger liquid. Indeed, assuming the Luttinger liquid is defined with periodic boundary conditions, it will have the constraint that the number of vortices and the number of particles must be integer. That is,

$$\int_0^L dx \rho_\theta(x) = p_\theta, \quad \int_0^L dx \rho_\varphi(x) = p_\varphi \quad (\text{A21})$$

where p_θ, p_φ are integers. These constraints are clearly different from (A18).

For this reason, H is not *exactly* equivalent to a non-chiral Luttinger liquid, H_{LL} . However, we will now argue that they do have identical low energy spectra for large U . In particular, they have the same ground state degeneracy.

The first step is to note that the low energy eigenstates of H all have $p_1 + p_2 = 0$. Indeed, this follows immediately from the fact that

$$p_1 + p_2 = \frac{1}{2\pi} \int_0^L (\partial_x \phi_1 + \partial_x \phi_2) \quad (\text{A22})$$

together with the fact that $\phi_1 + \phi_2$ is locked to the minimum of the cosine potential for all low energy states. By the same reasoning, we can see that the low energy eigenstates of H_{LL} all have $p_\theta = 0$.

The next step is to note that there is a unitary equivalence between the Hamiltonian H defined within the subspace $p_1 + p_2 = 0$, and the Hamiltonian H_{LL} defined within the subspace $p_\theta = 0$. Indeed, we have already seen that the two Hamiltonians and commutation relations match up; all we have to check is that the constraints match as well. To this end, we note that within the $p_1 + p_2 = 0$ subspace, the constraints (A18) reduce to

$$\int_0^L dx \rho_\theta(x) = 0, \quad \int_0^L dx \rho_\varphi(x) = \frac{1}{2}(p_1 - p_2) = \text{integer}, \quad (\text{A23})$$

while within the $p_\theta = 0$ subspace, the constraints (A21) reduce to

$$\int_0^L dx \rho_\theta(x) = 0, \quad \int_0^L dx \rho_\varphi(x) = p_\varphi = \text{integer}, \quad (\text{A24})$$

We can see that the constraints do in fact match.

Now that we have shown that the two Hamiltonians H and H_{LL} have identical low energy spectra. Since it is clear the H_{LL} has a non-degenerate ground state, the Hamiltonian H also has a non-degenerate ground state.

b. General cases

Now we consider a general edge on a disk, modeled by the Lagrangian

$$L(\Phi, \mathcal{K}, \{\Lambda_i\}) = \frac{1}{4\pi} (\partial_t \Phi^T \mathcal{K} \partial_x \Phi - \partial_x \Phi^T \mathcal{V} \partial_x \Phi) + U_1 \cos(\Lambda_1^T \mathcal{K} \Phi) + \dots + U_N \cos(\Lambda_N^T \mathcal{K} \Phi) \quad (\text{A25})$$

where Φ is a $2N$ -component field, \mathcal{K} is a $2N \times 2N$ symmetric nonsingular integer matrix, and $\{\Lambda_i\}$ are $2N$ dimensional linearly independent integer vectors satisfying the null vector criterion, $\Lambda_i^T \mathcal{K} \Lambda_j = 0$. The basic commutation relations are

$$[\Phi_I(x), \partial_y \Phi_J(y)] = i2\pi \mathcal{K}_{IJ}^{-1} \delta(x - y). \quad (\text{A26})$$

The particle densities are $\partial_x \Phi_I(x)/2\pi$. On the disk geometry, the total number of particles of each component should be integers; thus we have the constraints

$$\int_0^L dx \frac{1}{2\pi} \partial_x \Phi_I = p_I \quad (\text{A27})$$

where p_I are integers.

We would like to understand the ground state degeneracy of the Lagrangian (A25) with constraints (A27), by generalizing the discussion of the strong pairing insulator. We will map the model to a system of N standard non-chiral Luttinger liquids. The three important things to keep track of during the mapping are: (1) the commutation relations, or equivalently, the K -matrix \mathcal{K} ; (2) the form of cosine potentials, or equivalently, the corresponding integer vectors $\{\Lambda_i\}$; and (3) the constraints

from total particle numbers. We will not keep track of the kinetic part of the Hamiltonian, since it is not important at the end when we take the large U limit.

The mapping involves three steps. The first step is to simplify the problem by making use of the Smith normal form for integer matrices. Let \mathcal{M} be the matrix with columns $\Lambda_1, \dots, \Lambda_N$. According to the Smith normal form, the matrix \mathcal{M} can be written as $\mathcal{M} = SDR$. Here, S is a $2N \times 2N$ integer matrix and R is an $N \times N$ integer matrix, both with determinant 1. D is $2N \times N$ integer matrix of the form

$$D = \begin{pmatrix} d_1 & 0 & \dots & 0 \\ 0 & d_2 & \dots & 0 \\ \vdots & \vdots & \ddots & \vdots \\ 0 & 0 & \dots & d_N \\ \vdots & \vdots & \vdots & \vdots \\ 0 & 0 & \dots & 0 \end{pmatrix}, \quad (\text{A28})$$

where d_I are integers. Since $\{\Lambda_i\}$ are linearly independent, the rank of the matrix D is N , which means no d_I is zero. Alternatively, we write D as

$$D = \begin{pmatrix} \bar{D} \\ 0 \end{pmatrix}, \quad (\text{A29})$$

where \bar{D} is a diagonal $N \times N$ integer matrix.

With the above Smith normal form of the matrix \mathcal{M} , we make the change of variables

$$\Phi' = S^{-1} \Phi. \quad (\text{A30})$$

Accordingly, the Lagrangian transforms as

$$L(\Phi, \mathcal{K}, \{\Lambda_i\}) \rightarrow L(\Phi', \mathcal{K}', \{\Lambda'_i\})$$

with

$$\begin{aligned} \mathcal{K}' &= S^T \mathcal{K} S, \\ \Lambda'_i &= S^{-1} \Lambda_i. \end{aligned}$$

The new parameters $\{\Lambda'_i\}$ and \mathcal{K}' acquire simpler forms. The matrix

$$(\Lambda'_1, \dots, \Lambda'_N) = S^{-1} \mathcal{M} = \begin{pmatrix} \bar{D} \\ 0 \end{pmatrix} R = \begin{pmatrix} \bar{D} R \\ 0 \end{pmatrix}, \quad (\text{A31})$$

which means all Λ'_i are vectors with the last N components vanishing. According to the null vector criterion, $\mathcal{M}^T \mathcal{K} \mathcal{M} = 0$. Then, $R^T \bar{D}^T \mathcal{K}' \bar{D} R = 0$, that is

$$(R^T \bar{D}, 0) \mathcal{K}' \begin{pmatrix} \bar{D} R \\ 0 \end{pmatrix} = 0.$$

Therefore, \mathcal{K}' must have the following form

$$\mathcal{K}' = \begin{pmatrix} 0 & A \\ A^T & B \end{pmatrix}, \quad (\text{A32})$$

where A is nonsingular and B is symmetric.

In terms of the new variables Φ'_I , the constraints (A27) become

$$\int_0^L dx \frac{1}{2\pi} \partial_x \Phi'_I = \sum_J S_{IJ}^{-1} p_J = p'_I. \quad (\text{A33})$$

Since S is an integer matrix with determinant 1, its inverse S^{-1} is also an integer matrix with determinant 1. Moreover, all rows of S^{-1} are primitive vectors. Therefore, the sum $\sum_J S_{IJ}^{-1} p_J$ generates all integers while varying the integers p_J . That is, p'_I is an arbitrary integer.

The next step is to make another change of variables and map the problem to a problem of N non-chiral Luttinger liquids. Let us make the change of variables

$$\Phi'' = T\Phi' \quad (\text{A34})$$

where

$$\Phi'' = \begin{pmatrix} \theta_1 \\ \vdots \\ \theta_N \\ \varphi_1 \\ \vdots \\ \varphi_N \end{pmatrix}, \quad T = \begin{pmatrix} 0 & A \\ 1 & \frac{1}{2}(A^{-1})^T B \end{pmatrix}. \quad (\text{A35})$$

It is easy to check that the new variables satisfy the commutation relations

$$\begin{aligned} [\theta_I(x), \partial_y \theta_J(y)] &= [\varphi_I(x), \partial_y \varphi_J(y)] = 0, \\ [\theta_I(x), \partial_y \varphi_J(y)] &= i2\pi \delta_{IJ} \delta(x-y). \end{aligned} \quad (\text{A36})$$

In terms of the new variables, the cosine potentials are

$$-U_I \cos\left(\sum_J R_{JI} d_J \theta_J\right), \quad I = 1, \dots, N. \quad (\text{A37})$$

and the constraints are

$$\begin{aligned} \int_0^L dx \frac{1}{2\pi} \partial_x \theta_I &= \sum_{J=1}^N A_{IJ} p'_{N+J}, \\ \int_0^L dx \frac{1}{2\pi} \partial_x \varphi_I &= p'_I + \frac{1}{2} \sum_{J,K=1}^N A_{JI}^{-1} B_{JK} p'_{N+K}. \end{aligned} \quad (\text{A38})$$

We observe that the commutation relations match those of non-chiral Luttinger liquids. However, the constraints and cosine potentials are not “standard”. In the standard Luttinger liquids, we expect cosine potentials to be

$$-U_I \cos(d_I \theta_I), \quad I = 1, \dots, N, \quad (\text{A39})$$

and the constraints on total charges and vortices are

$$\begin{aligned} \int_0^L dx \frac{1}{2\pi} \partial_x \theta_I &= p_{\theta I} \\ \int_0^L dx \frac{1}{2\pi} \partial_x \varphi_I &= p_{\varphi I}. \end{aligned} \quad (\text{A40})$$

with $p_{\theta I}, p_{\varphi I}$ integers.

The final step is to take the large U limit, and focus on the low energy spectra, as we did in the example of a strong paring insulator. In this limit, all the fields $\sum_J R_{JI} d_J \theta_J$ are locked at the minima of the cosine potentials. This means the low energy Hilbert space is constrained by

$$\sum_J R_{JI} d_J \theta_J = 2\pi s_I, \quad I = 1, \dots, N \quad (\text{A41})$$

where s_I are integers. Because R is an integer matrix with determinant 1, we have

$$d_I \theta_I = 2\pi s'_I, \quad I = 1, \dots, N \quad (\text{A42})$$

where s'_I are also arbitrary integers. One immediately realizes that the “standard” cosine potentials (A39) produce the same low-energy constraints.

The final thing to check is the constraints of total particle numbers. In the low energy subspace, θ_I are constants, so the constraints (A38) become

$$\int_0^L dx \frac{1}{2\pi} \partial_x \theta_I = 0, \quad \int_0^L dx \frac{1}{2\pi} \partial_x \varphi_I = p'_I. \quad (\text{A43})$$

This matches the constraints (A40) of the non-chiral Luttinger liquids in the low energy subspace in which $p_{\theta I} = 0$.

Now the model has been mapped to a standard Luttinger liquid problem, with the same set of constraints in the low-energy Hilbert space. The ground state degeneracy of the system with N standard non-chiral Luttinger liquids is easily seen. The I -th non-chiral Luttinger liquid has a degeneracy of $|d_I|$, so the overall degeneracy is $|d_1 \cdots d_N|$. So the degeneracy of the original model (A25) is also $|d_1 \cdots d_N|$. Since $\mathcal{M} = SDR$ with S and R having determinant 1,

$$\begin{aligned} \text{GSD}_{\text{disk}} &= |d_1 \cdots d_N| \\ &= \text{gcd}(N \times N \text{ minors of } \mathcal{M}) \end{aligned} \quad (\text{A44})$$

where $\mathcal{M} = (\Lambda_1, \dots, \Lambda_N)$.

2. Cylindrical geometry

In the cylindrical geometry, there are two edges: the right edge a and the left edge b . We consider the case in which the two edges are well separated and individually gapped. The two edges are modeled by the Lagrangian

$$L_{\text{cylinder}} = L(\Phi_a, \mathcal{K}, \{\Lambda_{a,i}\}) + L(\Phi_b, -\mathcal{K}, \{\Lambda_{b,i}\}) \quad (\text{A45})$$

where the expression of the Lagrangian L is given in (A25). (The velocity matrix \mathcal{V} and scattering amplitudes U_I are not important, so we do not keep track of them; all U 's are eventually taken to infinity.) Φ_a and Φ_b are $2N$ -component fields, describing edges a and b respectively. The integer vectors $\{\Lambda_{a,i}\}$ are linearly independent $2N$

dimensional vectors that satisfy the null vector criterion $\Lambda_{a,i}^T \mathcal{K} \Lambda_{a,j} = 0$. The integer vectors $\{\Lambda_{b,i}\}$ are also linearly independent and satisfy the null vector criterion $\Lambda_{b,i}^T \mathcal{K} \Lambda_{b,j} = 0$. Note that $\{\Lambda_{a,i}\}$ and $\{\Lambda_{b,i}\}$ need not be equal, i.e., the two edges may be gapped in different ways.

The constraints from particle numbers are different from those for the disk geometry. In the cylindrical geometry, a single edge may contain some number of fractional particles, leading to the constraints

$$\begin{aligned} \int_0^L dx \frac{1}{2\pi} \partial_x \Phi_{a,I} &= \mathcal{K}_{IJ}^{-1} p_{aJ}, \\ \int_0^L dx \frac{1}{2\pi} \partial_x \Phi_{b,I} &= -\mathcal{K}_{IJ}^{-1} p_{bJ}, \end{aligned} \quad (\text{A46})$$

where p_{aJ}, p_{bJ} are integers. However, the total number of particles on the two edges must be integer, giving another constraint

$$\mathcal{K}_{IJ}^{-1} (p_{aJ} - p_{bJ}) = q_I \quad (\text{A47})$$

where q_I is an integer.

We would like to find the ground state degeneracy of the model (A45) with constraints (A46) and (A47), when the edges are gapped. Our strategy will be to map the model (A45) onto the model for the disk geometry, and then make use of the results obtained above.

First, let us write the theory (A45) in a compact form

$$L_{\text{cylinder}} = L(\Phi, \mathcal{K}_t, \{\Lambda_{t,i}\}) \quad (\text{A48})$$

where

$$\begin{aligned} \Phi &= \begin{pmatrix} \Phi_a \\ \Phi_b \end{pmatrix}, \quad \mathcal{K}_t = \begin{pmatrix} \mathcal{K} & 0 \\ 0 & -\mathcal{K} \end{pmatrix}, \\ \Lambda_{t,i} &= \begin{pmatrix} \Lambda_{a,i} \\ 0 \end{pmatrix}, \quad \Lambda_{t,i+N} = \begin{pmatrix} 0 \\ \Lambda_{b,i} \end{pmatrix}, \end{aligned}$$

with $i = 1, \dots, N$.

Next, we make the change of variables

$$\Phi' = \begin{pmatrix} \Phi'_a \\ \Phi'_b \end{pmatrix} = S \begin{pmatrix} \Phi_a \\ \Phi_b \end{pmatrix}, \quad S = \begin{pmatrix} \mathcal{K} & 0 \\ 1 & 1 \end{pmatrix}. \quad (\text{A49})$$

Then, the Lagrangian transforms as $L(\Phi, \mathcal{K}_t, \{\Lambda_{t,i}\}) \rightarrow L(\Phi', \mathcal{K}'_t, \{\Lambda'_{t,i}\})$, with the new parameters defined as $\mathcal{K}'_t = (S^T)^{-1} \mathcal{K}_t S^{-1}$ and $\Lambda'_{t,i} = S \Lambda_{t,i}$. The explicit expressions of the new parameters are

$$\begin{aligned} \mathcal{K}'_t &= \begin{pmatrix} 0 & 1 \\ 1 & -\mathcal{K} \end{pmatrix}, \\ \Lambda'_{t,i} &= \begin{pmatrix} \mathcal{K} \Lambda_{a,i} \\ \Lambda_{a,i} \end{pmatrix}, \quad \Lambda'_{t,i+N} = \begin{pmatrix} 0 \\ \Lambda_{b,i} \end{pmatrix}, \end{aligned} \quad (\text{A50})$$

where $i = 1, \dots, N$. Note that the null vector criterion is still satisfied by $\{\Lambda'_{t,i}\}$: $\Lambda'^T_{t,i} \mathcal{K}'_{t,j} \Lambda'_{t,j} = 0$.

Finally, we check the constraints after the change of variables. In terms of the new variables, the constraints are

$$\int_0^L dx \frac{1}{2\pi} \partial_x \Phi'_{aI} = p_{aI}, \quad \int_0^L dx \frac{1}{2\pi} \partial_x \Phi'_{bI} = q_I. \quad (\text{A51})$$

where p_{aI} and q_I are arbitrary integers.

We see that the new model for the edges on the cylindrical geometry, with the Lagrangian $L(\Phi', \mathcal{K}'_t, \{\Lambda'_{t,i}\})$ and constraints (A51), is in the same form as the edge model for the disk geometry. So, we can make use of the results for the disk geometry to obtain the ground state degeneracy when the edges are gapped. According to the results in the above subsection, the ground state degeneracy is given by

$$\text{GSD}_{\text{cylinder}} = \text{gcd}(2N \times 2N \text{ minors of } \mathcal{M}), \quad (\text{A52})$$

where the matrix $\mathcal{M} = (\Lambda'_{t1}, \dots, \Lambda'_{t,2N})$, i.e.,

$$\mathcal{M} = \begin{pmatrix} \mathcal{K} \Lambda_{a1} & \dots & \mathcal{K} \Lambda_{aN} & 0 & \dots & 0 \\ \Lambda_{a1} & \dots & \Lambda_{aN} & \Lambda_{b1} & \dots & \Lambda_{bN} \end{pmatrix}. \quad (\text{A53})$$

3. The geometry Fig. 5c in the main text

The ground state degeneracy for the geometry in Fig. 5c can be obtained in a way similar to that for the cylindrical geometry: again, we map the problem to the one in the disk geometry.

Let the annular strip be associated with a $2N \times 2N$ K -matrix \mathcal{K}_s , and the disk be associated with a $2M \times 2M$ K -matrix \mathcal{K}_d . The two boundaries, the outer boundary a and inner boundary b , are modeled by the Lagrangian

$$L_{\text{Fig. 5c}} = L(\Phi_a, \mathcal{K}_s, \{\Lambda_{a,i}\}) + L(\Phi_b, \mathcal{K}_b, \{\Lambda_{b,i}\}) \quad (\text{A54})$$

where the expression for L is given by (A25). Φ_a is a $2N$ -component field and Φ_b is a $(2N + 2M)$ -component field. Φ_b is decomposed into two parts, a $2N$ -component field Φ_{b1} describing the modes from the inner edge of the annular strip and a $2M$ -component field Φ_{b2} describing the modes from the edge of the disk. At the same time, \mathcal{K}_b can be written as

$$\mathcal{K}_b = \begin{pmatrix} -\mathcal{K}_s & 0 \\ 0 & \mathcal{K}_d \end{pmatrix}. \quad (\text{A55})$$

The integer vector sets $\{\Lambda_{a,i}\}$ and $\{\Lambda_{b,i}\}$ satisfy the null criterion individually, and vectors in each set are linearly independent. The constraints of particle numbers on each edge are

$$\begin{aligned} \int_0^L dx \frac{1}{2\pi} \partial_x \Phi_{aI} &= \mathcal{K}_{s,IJ}^{-1} p_{aJ}, \\ \int_0^L dx \frac{1}{2\pi} \partial_x \Phi_{b1,I} &= -\mathcal{K}_{s,IJ}^{-1} p_{b1,J}, \\ \int_0^L dx \frac{1}{2\pi} \partial_x \Phi_{b2,I} &= p_{b2,I}, \end{aligned} \quad (\text{A56})$$

where $p_{aI}, p_{b1,I}, p_{b2,I}$ are integers. Like the cylindrical geometry, an additional constraint comes from the requirement that the total number of particles on the annular strip should be an integer:

$$\mathcal{K}_{s,IJ}^{-1}(p_{aJ} - p_{b1,J}) = q_I \quad (\text{A57})$$

where q_I is an integer.

So, the boundaries in Fig. 5c are modeled by the Lagrangian (A54) with constraints (A56) and (A57). We now map this model to the one for the disk geometry, following the same steps for the cylindrical geometry. First, we write the Lagrangian in a compact form

$$L_{\text{Fig. 5c}} = L(\Phi, \mathcal{K}, \{\Lambda_i\}) \quad (\text{A58})$$

where

$$\Phi = \begin{pmatrix} \Phi_a \\ \Phi_b \end{pmatrix}, \quad \mathcal{K} = \begin{pmatrix} \mathcal{K}_s & 0 \\ 0 & \mathcal{K}_b \end{pmatrix},$$

$$\Lambda_i = \begin{pmatrix} \Lambda_{a,i} \\ 0 \end{pmatrix}, \quad \Lambda_{j+N} = \begin{pmatrix} 0 \\ \Lambda_{b,j} \end{pmatrix},$$

with $i = 1, \dots, N$ and $j = 1, \dots, N + M$.

Then, we make the change of variables

$$\Phi' = \begin{pmatrix} \Phi'_a \\ \Phi'_{b1} \\ \Phi'_{b2} \end{pmatrix} = S \begin{pmatrix} \Phi_a \\ \Phi_{b1} \\ \Phi_{b2} \end{pmatrix}, \quad S = \begin{pmatrix} \mathcal{K}_s & 0 & 0 \\ 1 & 1 & 0 \\ 0 & 0 & 1 \end{pmatrix}. \quad (\text{A59})$$

The Lagrangian changes accordingly, $L(\Phi, \mathcal{K}, \{\Lambda_i\}) \rightarrow L(\Phi', \mathcal{K}', \{\Lambda'_i\})$ with the new parameters

$$\mathcal{K}' = \begin{pmatrix} 0 & 1 & 0 \\ 1 & -\mathcal{K}_s & 0 \\ 0 & 0 & \mathcal{K}_d \end{pmatrix},$$

$$\Lambda'_i = \begin{pmatrix} \mathcal{K}_s \Lambda_{a,i} \\ \Lambda_{a,i} \\ 0_{2M} \end{pmatrix}, \quad \Lambda'_{j+N} = \begin{pmatrix} 0_{2N} \\ \Lambda_{b,j} \end{pmatrix}, \quad (\text{A60})$$

where $i = 1, \dots, N$, $j = 1, \dots, N + M$, and 0_{2N} and 0_{2M} are the $2N$ - and $2M$ -dimensional zero vectors respectively. Note that $\Lambda_{a,i}$ are $2N$ -dimensional, $\Lambda_{b,i}$ are $(2M + 2N)$ -dimensional.

In terms of the new variables, the constraints become

$$\int_0^L dx \frac{1}{2\pi} \partial_x \Phi'_{aI} = p_{aI},$$

$$\int_0^L dx \frac{1}{2\pi} \partial_x \Phi'_{b1,I} = q_I,$$

$$\int_0^L dx \frac{1}{2\pi} \partial_x \Phi'_{b2,I} = p_{b2,I} \quad (\text{A61})$$

where $p_{aI}, q_I, p_{b2,I}$ are arbitrary integers.

Therefore, in terms of the new variables, the boundaries in Fig. 5c are modeled by the Lagrangian $L(\Phi', \mathcal{K}', \{\Lambda'_i\})$ with constraints (A61), which is in the same form as the model for the disk geometry. Thus,

according to the results for the disk geometry, the degeneracy is given by

$$\text{GSD}_{\text{Fig. 5c}} = \text{gcd}[(2N + M) \times (2N + M) \text{ minors of } \mathcal{M}], \quad (\text{A62})$$

with the matrix

$$\mathcal{M} = (\Lambda'_1, \dots, \Lambda'_{2N+M}), \quad (\text{A63})$$

where $\{\Lambda'_i\}$ are given in (A60).

Appendix B: A theorem about Abelian spin Hall insulators

In this appendix, we prove a theorem about Abelian spin Hall insulators, i.e., those with parameters

$$\mathcal{K} = \begin{pmatrix} K & W \\ W^T & -K \end{pmatrix}, \quad \tau = \begin{pmatrix} t \\ t \end{pmatrix},$$

$$T = \begin{pmatrix} 0 & 1 \\ 1 & 0 \end{pmatrix}, \quad \chi = \begin{pmatrix} 0 \\ t \end{pmatrix}, \quad (\text{B1})$$

where K is symmetric and W is skew symmetric. Before we state the theorem, we make two comments. First, we assume that $\text{gcd}(\tau) = 1$ for simplicity. With this assumption, the inverse of the smallest charge e^* , defined as $e^* = \min_l (l^T \mathcal{K}^{-1} \tau)$, is always an integer. (In fact, even if we start with $\text{gcd}(\tau) \neq 1$, it is possible to find an equivalent description with $\text{gcd}(\tau) = 1$. For example, a description with $\mathcal{K}' = \text{diag}(\mathcal{K}, 1, -1, -1, 1)$ and $\tau' = (\tau, 1, 1, 1, 1)$ is equivalent to the description with \mathcal{K} and τ , because the two descriptions result in the same fractional statistics between quasiparticles. Clearly, $\text{gcd}(\tau') = 1$.) Second, we consider only fermionic insulators in which the constituent particles are electrons; in these systems, fermionic excitations must have odd charge while bosonic excitations must have even charge. This requirement leads to a constraint on K and t , that is $K_{II} \equiv t_I \pmod{2}$.

The theorem is:

Theorem 1 *For Abelian spin Hall insulators, if $1/e^*$ is even, the quantity $\frac{1}{e^*} \chi^T \mathcal{K}^{-1} \tau$ is also even. In particular, Abelian spin Hall insulators with protected edge modes must have $1/e^*$ being odd.*

The second half of the theorem is obtained by combining the first half and the stability criterion in Sec. VIB. In the case of s^z conserving Abelian spin Hall insulators, i.e., those with $W = 0$, the theorem was previously obtained in Reference 11.

To prove the theorem, we first simplify the expressions of e^* and $\chi^T \mathcal{K}^{-1} \tau$. With (B1), we find

$$e^* = \min_l [l^T (K - W)^{-1} t], \quad (\text{B2})$$

$$\chi^T \mathcal{K}^{-1} \tau = -t^T (K - W)^{-1} t. \quad (\text{B3})$$

Examining these equations, we see that e^* looks like the smallest charge of a quantum Hall system with a K -matrix $\mathcal{K} = K - W$, and $-\chi^T \mathcal{K}^{-1} \tau$ looks like the Hall

conductance. We will find this analogy is useful in our proof, but there is a problem: a K -matrix is symmetric while $K - W$ is not. Therefore, we will now discuss how to extend the definitions of charge and statistical phase to a general nonsingular integer matrix \mathcal{K} . The new charges and statistical phases are mathematically well defined and will help us to complete the proof of the theorem, though their physical meaning is unclear.

Consider a nonsingular integer matrix \mathcal{K} and a charge vector t . Quasiparticles are described by an integer vector l . We define the “left-charge” of l by

$$q_l = t^T \mathcal{K}^{-1} l. \quad (\text{B4})$$

(Similarly, one may define right-charge $\bar{q}_l = l^T \mathcal{K}^{-1} t$.) We define mutual statistical phase between quasiparticles l and l' as

$$\theta_{l'l} = 2\pi l'^T \mathcal{K}^{-1} l. \quad (\text{B5})$$

Note that if \mathcal{K} is not symmetric, $\theta_{ll'} \neq \theta_{l'l}$. Physically, the symmetry $\theta_{ll'} = \theta_{l'l}$ must be satisfied. Therefore, the above definition of statistical phase is purely a mathematical construction, without a clear physical meaning.

We will say a quasiparticle l is “left-trivial” if the statistical phase $\theta_{l'l}$ is a multiple of 2π for any quasiparticle l' . (Similarly, one may define a right-trivial quasiparticle which has its statistical phase $\theta_{ll'}$ being a multiple of 2π for any l' .) One can show that left-trivial particles are described by vectors $\mathcal{K}\Lambda$ where Λ is an integer vector. They carry integer left-charge $t^T \Lambda$. An important property of a left-trivial particle l is that if $\mathcal{K}_{II} \equiv t_I \pmod{2}$, its self-statistical phase θ_{ll} satisfies

$$\frac{1}{2\pi} \theta_{ll} \equiv q_l \pmod{2}. \quad (\text{B6})$$

This property is a natural extension of the following property of physical electronic systems: fermionic excitations carry odd charge and bosonic excitations carry even charge.

With the above preparation, we can now prove the theorem. Consider a fictitious “quantum Hall liquid” with

$\mathcal{K} = (K - W)$ and a charge vector t , following the notations in (B1). We study properties of the particular quasiparticle labeled by the vector t/e^* , where e^* is given by (B2). Its properties will lead us to **Theorem 1**. First, this quasiparticle is left-trivial, from the very definition of e^* . Second, its left-charge Q and self-statistical phase θ are given by

$$Q = \frac{1}{e^*} t^T (K - W)^{-1} t, \quad (\text{B7})$$

$$\theta = 2\pi \frac{t^T}{e^*} (K - W)^{-1} \frac{t}{e^*} = 2\pi Q \frac{1}{e^*}. \quad (\text{B8})$$

Left-trivial particles all have integer left-charge, so Q is an integer. Then, $\theta/2\pi$ is even if $1/e^*$ is even. Third, with the skew-symmetry of W , we have $(K - W)_{II} = K_{II} \equiv t_I \pmod{2}$. Then, the property (B6) is applicable, implying that Q and $\theta/2\pi$ have the same parity. Thus, Q is even if $1/e^*$ is even. Finally, according to the expression (B3), we have $\frac{1}{e^*} \chi^T \mathcal{K} \tau = -Q$. So, $\frac{1}{e^*} \chi^T \mathcal{K} \tau$ is even if $1/e^*$ is even. This completes our proof.

In the case of s^z conserving Abelian spin Hall insulators, i.e. $W = 0$, the above fictitious quantum Hall liquid with $\mathcal{K} = K - W$ becomes a real quantum Hall liquid. Then, the above proof has a physical interpretation in terms of a flux insertion thought experiment¹¹.

A final remark: if we consider general Abelian insulators beyond Abelian spin Hall insulators, the theorem will break down. A counter example is:

$$\mathcal{K} = \begin{pmatrix} 0 & 2 & 1 & 1 \\ 2 & 0 & 3 & -3 \\ 1 & 3 & 1 & 0 \\ 1 & -3 & 0 & -1 \end{pmatrix}, \quad \tau = \begin{pmatrix} 0 \\ 4 \\ 1 \\ 1 \end{pmatrix},$$

$$\mathcal{T} = \begin{pmatrix} -1 & 0 & 0 & 0 \\ 0 & 1 & 0 & 0 \\ 0 & 0 & 0 & 1 \\ 0 & 0 & 1 & 0 \end{pmatrix}, \quad \chi = \begin{pmatrix} 0 \\ 0 \\ 0 \\ 1 \end{pmatrix}. \quad (\text{B9})$$

It is easy to check that the smallest charge e^* is $1/2$. However, $\chi^T \mathcal{K}^{-1} \tau / e^* = -1$.

* *Current address: James Franck Institute, Department of Physics, University of Chicago, Chicago, Illinois 60637, USA.*

¹ C. L. Kane and E. J. Mele, Phys. Rev. Lett. **95**, 226801 (2005).

² C. L. Kane and E. J. Mele, Phys. Rev. Lett. **95**, 146802 (2005).

³ B. A. Bernevig and S.-C. Zhang, Phys. Rev. Lett. **96**, 106802 (2006).

⁴ M. Z. Hasan and C. L. Kane, Rev. Mod. Phys. **82**, 3045 (2010).

⁵ C. Xu and J. E. Moore, Phys. Rev. B **73**, 045322 (2006).

⁶ C. Wu, B. A. Bernevig, and S. C. Zhang, Phys. Rev. Lett. **96**, 106401 (2006).

⁷ A. P. Schnyder, S. Ryu, A. Furusaki, and A. W. W. Ludwig, Phys. Rev. B **78**, 195125 (2008).

⁸ A. Kitaev, AIP Conf. Proc. **1134**, 22-30 (2009).

⁹ X. Chen, Z.-C. Gu, Z.-X. Liu, and X.-G. Wen, Phys. Rev. B **87**, 155114 (2013).

¹⁰ Y. -M. Lu and A. Vishwanath, Phys. Rev. B **86**, 125119 (2012).

¹¹ M. Levin and A. Stern, Phys. Rev. Lett. **103**, 196803 (2009).

¹² M. Levin and A. Stern, Phys. Rev. B **86**, 115131 (2012).

¹³ T. Neupert, L. Santos, S. Ryu, C. Chamon, and C. Mudry, Phys. Rev. B **84**, 165107 (2011).

¹⁴ Y. -M. Lu and A. Vishwanath, arXiv:1302.2634 (unpublished).

- ¹⁵ L. Fidkowski and A. Kitaev, Phys. Rev. B **81**, 134509 (2010).
- ¹⁶ S. Ryu and S.-C. Zhang, Phys. Rev. B **85**, 245132 (2012).
- ¹⁷ H. Yao and S. Ryu, arXiv:1202.5805.
- ¹⁸ X.-L. Qi, New J. Phys. **15**, 065002 (2013).
- ¹⁹ Z.-C. Gu and M. Levin, arXiv:1304.4569.
- ²⁰ A. Vishwanath and T. Senthil, Phys. Rev. X **3**, 011016 (2013).
- ²¹ The same terminology “weak symmetry breaking” was used by A. Kitaev to describe nontrivial behavior of anyonic excitations under symmetry transformation in the appendix F of Ann. Phys. **321**, 2 (2006). It is not clear if there is a connection between that notion of weak symmetry breaking and the phenomena studied in this paper.
- ²² X.-G. Wen, *Quantum Field Theory of Many-Body Systems* (Oxford, 2004).
- ²³ X.-G. Wen and A. Zee, Phys. Rev. B **46**, 2290 (1992).
- ²⁴ X.-G. Wen, Adv. Phys. **44**, 405 (1995).
- ²⁵ F. D. M. Haldane, Phys. Rev. Lett. **74**, 2090 (1995).
- ²⁶ J. Wang and X.-G. Wen, arXiv:1212.4863.
- ²⁷ X.-G. Wen, Phys. Rev. B **40**, 7387 (1989).
- ²⁸ M. Levin, Phys. Rev. X **3**, 021009 (2013).
- ²⁹ L. Fu and C.L. Kane, Phys. Rev. Lett. **100**, 096407 (2008).
- ³⁰ M. A. Metlitski, C. L. Kane, and M. P. A. Fisher, arXiv:1306.3286.
- ³¹ C. Wang, A. C. Potter, and T. Senthil, arXiv:1306.3238.
- ³² P. Bonderson, C. Nayak, and X.-L. Qi, arXiv:1306.3230.
- ³³ X. Chen, L. Fidkowski, and A. Vishwanath, arXiv:1306.3250.
- ³⁴ Y.-M. Lu and D.-H. Lee, arXiv:1311.1807.