

Google matrix of the citation network of Physical Review

Klaus M. Frahm,¹ Young-Ho Eom,¹ and Dima L. Shepelyansky¹

¹*Laboratoire de Physique Théorique du CNRS, IRSAMC, Université de Toulouse, UPS, 31062 Toulouse, France*
(Dated: October 21, 2013)

We study the statistical properties of spectrum and eigenstates of the Google matrix of the citation network of Physical Review for the period 1893 - 2009. The main fraction of complex eigenvalues with largest modulus is determined numerically by different methods based on high precision computations with up to $p = 16384$ binary digits that allows to resolve hard numerical problems for small eigenvalues. The nearly nilpotent matrix structure allows to obtain a semi-analytical computation of eigenvalues. We find that the spectrum is characterized by the fractal Weyl law with a fractal dimension $d_f \approx 1$. It is found that the majority of eigenvectors are located in a localized phase. The statistical distribution of articles in the PageRank-Cheirank plane is established providing a better understanding of information flows on the network. The concept of ImpactRank is proposed to determine an influence domain of a given article. We also discuss the properties of random matrix models of Perron-Frobenius operators.

PACS numbers: 89.75.Hc, 89.20.Hh, 89.75.Fb

I. INTRODUCTION

The development of Internet led to emergence of various types of complex directed networks created by modern society. The size of such networks grows rapidly going beyond ten billions in last two decades for the World Wide Web (WWW). Thus the development of mathematical tools for the statistical analysis of such networks becomes of primary importance. In 1998, Brin and Page proposed the analysis of WWW on the basis of PageRank vector of the associated Google matrix constructed for a directed network [1]. The mathematical foundations of this analysis are based on Markov chains [2] and Perron-Frobenius operators [3]. The PageRank algorithm allows to compute the ranking of network nodes and is known to be at the heart of modern search engines [4]. However, in many respects the statement of Brin and Page that “*Despite the importance of large-scale search engines on the web, very little academic research has been done on them*” [1] still remains valid at present. In our opinion, this is related to the fact that the Google matrix G belongs to a new class of operators which had been rarely studied in physical systems. Indeed, the physical systems are usually described by Hermitian or unitary matrices for which the Random Matrix Theory [5] captures many universal properties. In contrast, the Perron-Frobenius operators and Google matrix have eigenvalues distributed in the complex plane belonging to another class of operators.

The Google matrix is constructed from the adjacency matrix A_{ij} which has unit elements if there is a link pointing from node j to node i and zero otherwise. Then the matrix of Markov transitions is constructed by normalizing elements of each column to unity ($S_{ij} = A_{ij} / \sum_i A_{ij}$, $\sum_j S_{ij} = 1$) and replacing columns with only zero elements (*dangling nodes*) by $1/N$, with N being the matrix size. After that the Google matrix of the network takes the form [1, 4]:

$$G_{ij} = \alpha S_{ij} + (1 - \alpha)/N . \quad (1)$$

The damping parameter α in the WWW context describes the probability $(1 - \alpha)$ to jump to any node for a random surfer. For WWW the Google search engine uses $\alpha \approx 0.85$ [4]. The PageRank vector P_i is the right eigenvector of G at $\lambda = 1$ ($\alpha < 1$). According to the Perron-Frobenius theorem [3], P_i components are positive and represent the probability to find a random surfer on a given node i (in the stationary limit) [4]. All nodes can be ordered in a decreasing order of probability $P(K_i)$ with highest probability at top values of PageRank index $K_i = 1, 2, \dots$.

The distribution of eigenvalues of G can be rather non-trivial with appearance of the fractal Weyl law and other unusual properties (see e.g. [6, 7]). For example, a matrix G with random positive matrix elements, normalized to unity in each column, has $N - 1$ eigenvalues λ concentrated in a small radius $|\lambda| < 1/\sqrt{3N}$ and one eigenvalue $\lambda = 1$ (see below in section VII). Such a distribution is drastically different from the eigenvalue distributions found for directed networks with algebraic distribution of links [8] or those found numerically for other directed networks including WWW of universities [9, 10], Linux Kernel and Twitter networks [11, 12], Wikipedia networks [13, 14]. In fact even the Albert-Barabási model of preferential attachment [16] still generates the complex spectrum of λ with a large gap ($|\lambda| < 1/2$) [8] being very different from the gapless and strongly degenerate G spectrum of WWW of British universities [10] and Wikipedia [13, 14]. Thus it is useful to get a deeper understanding of the spectral properties of directed networks and to develop more advanced models of complex networks which have a spectrum similar to such networks as British universities and Wikipedia.

With the aim to understand the spectral properties of Google matrix of directed networks we study here the Citation Network of Physical Review (CNPR) for the whole period up to 2009 [15]. This network has $N = 463348$ nodes (articles) and $N_\ell = 4691015$ links. Its network structure is very similar to the tree network since the

citations are time ordered (with only a few exceptions of mutual citations of simultaneously published articles). As a result we succeed to develop powerful tools which allowed us to obtain the spectrum of G in semi-analytical way. These results are compared with the spectrum obtained numerically with the help of the powerful Arnoldi method (see its description in [17, 18]). Thus we are able to get a better understanding of the spectral properties of this network. Due to time ordering of article citations there are strong similarities between the CNPR and the network of integers studied recently in [19].

We note that the PageRank analysis of the CNPR had been performed in [20, 21],[22, 23] showing its efficiency in determining the influential articles of Physical Review. The citation networks are rather generic (see e.g. [24]) and hence the extension of PageRank analysis of such networks is an interesting and important task. Here we put the main accent on the spectrum and eigenstates properties of the Google matrix of the CNPR but we also discuss the properties of two-dimensional (2D) ranking on PageRank-Cheirank plane developed recently in [25, 26],[27]. We also analyze the properties of ImpactRank which shows a domain of influence of a given article.

In addition to the whole CNPR we also consider the CNPR without Rev. Mod. Phys. articles which has $N = 460422$, $N_\ell = 4497707$. If in the whole CNPR we eliminate future citations (see description below) then this triangular CNPR has $N = 463348$, $N_\ell = 4684496$. Thus on average we have approximately 10 links per node. The network includes all articles of Physical Review from its foundation in 1893 till the end of 2009.

The paper is composed as follows: in Section II we present a detailed analysis of the Google matrix spectrum of CNPR, the fractal Weyl law is discussed in Section III, properties of eigenstates are discussed in Section IV, Cheirank versus PageRank distributions are considered in Section V, properties of impact propagation through the network are studied in Section VI, certain random matrix models of Google matrix are studied in Section VII, the discussion of the results is given in Section VIII.

II. EIGENVALUE SPECTRUM

The Google matrix of CNPR is constructed on the basis of Eq.(1) using citation links from one article to another (see also [21–23]). The matrix structure for different order representations of articles is shown in Fig. 1. In the top left panel all articles are ordered by time that generates almost perfect triangular structure corresponding to time ordering of citations. Still there are a few cases with joint citations of articles which appear almost at the same time. Also there are dangling nodes which generate transitions to all articles with elements $1/N$ in G . This breaks the triangular structure and as we will see later it is just the combination of these dangling node contributions with the other non-vanishing matrix elements (see also below Eq. 4) which will allow to formulate a semi-

analytical theory to determine the eigenvalue spectrum.

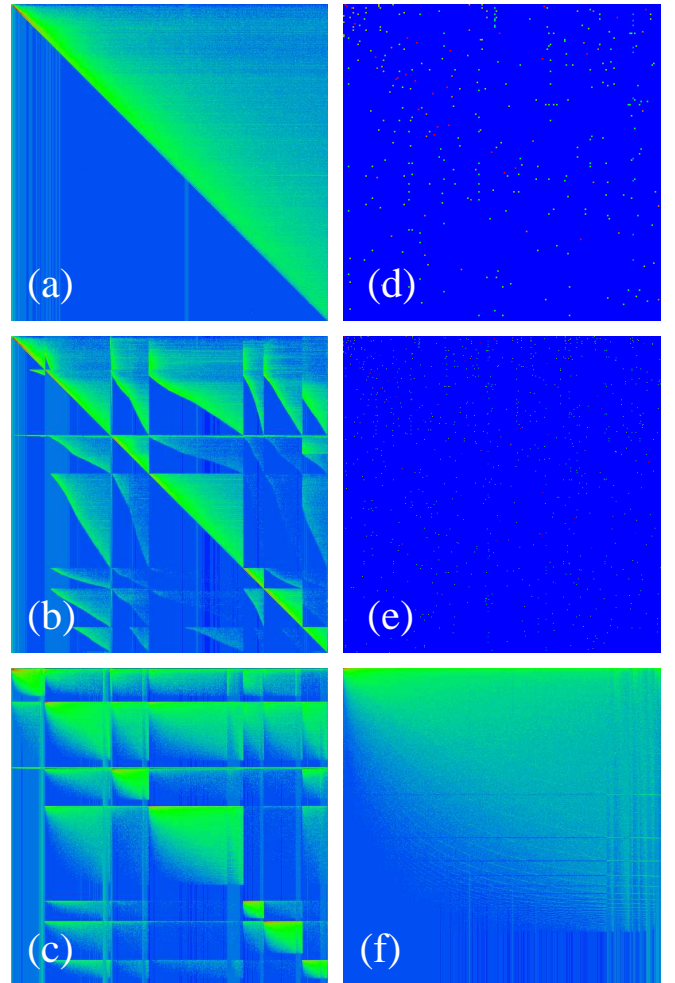


FIG. 1: (Color online) Different order representations of the Google matrix of the CNPR ($\alpha = 1$). The left panels show: (a) the density of matrix elements $G_{tt'}$ in the basis of the publication time index t (and t'); (b) the density of matrix elements in the basis of journal ordering according to: Phys. Rev. Series I, Phys. Rev., Phys. Rev. Lett., Rev. Mod. Phys., Phys. Rev. A, B, C, D, E, Phys. Rev. STAB and Phys. Rev. STPER with time ordering inside each journal; (c) the same as (b) but with PageRank index ordering inside each journal. Note that the journals Phys. Rev. Series I, Phys. Rev. STAB and Phys. Rev. STPER are not clearly visible due to a small number of published papers. Also Rev. Mod. Phys. appears only as a thin line with 2-3 pixels (out of 500) due to a limited number of published papers. The panels (a), (b), (c), (f) show the coarse-grained density of matrix elements done on 500×500 square cells for the entire network. In panels (d), (e), (f) the matrix elements $G_{KK'}$ are shown in the basis of PageRank index K (and K') with the range $1 \leq K, K' \leq 200$ (d); $1 \leq K, K' \leq 400$ (e); $1 \leq K, K' \leq N$ (f). Color shows the amplitude (or density) of matrix elements G changing from blue/black for zero value to red/grey at maximum value. The PageRank index K is determined from the PageRank vector at $\alpha = 0.85$.

The triangular matrix structure is also well visible in the

middle left panel where articles are time ordered within each Phys. Rev. journal. The left bottom panel shows the matrix elements for each Phys. Rev. journal when inside each journal the articles are ordered by their PageRank index K . The right panels show the matrix elements of G on different scales, when all articles are ordered by the PageRank index K . Top two right panels have a relatively small number of nonzero matrix elements showing that top PageRank articles rarely quote other top PageRank articles.

The dependence of number of no-zero links N_G , between nodes with PageRank index being less than K , on K is shown in Fig. 2 (left panel). We see that compared to the other networks of universities, Wikipedia and Twitter studied in [13] we have for CNPR the lowest values of N_G/K practically for all available K values. This reflects weak links between top PageRank articles of CNPR being in contrast with Twitter which has very high interconnection between top PageRank nodes. Since the matrix elements $G_{KK'}$ are inversely proportional to the number of links we have very strong average matrix elements for CNPR at top K values (see Fig. 2 (right panel)).

In the following we present the results of numerical and analytical analysis of the spectrum of the CNPR matrix G .

A. Nearly nilpotent matrix structure

The triangular structure of the CNPR Google matrix in time index (see Fig. 1) has important consequences for the eigenvalue spectrum λ defined by the equation for the eigenstates $\psi_i(j)$:

$$\sum_{j'} G_{jj'} \psi_i(j') = \lambda_i \psi_i(j). \quad (2)$$

The spectrum of G at $\alpha = 1$, or the spectrum of S , obtained by the Arnoldi method [17, 18] with the Arnoldi dimension $n_A = 8000$, is shown in Fig. 3. For comparison we also show the case of reduced CNPR without Rev. Mod. Phys.. We see that the spectrum of the reduced case is rather similar to the spectrum of the full CNPR.

The nodes can be decomposed in invariant subspace nodes and core space nodes and the matrix S can be written in the block structure [10]:

$$S = \begin{pmatrix} S_{ss} & S_{sc} \\ 0 & S_{cc} \end{pmatrix} \quad (3)$$

where S_{ss} contains the links from subspace nodes to other subspace nodes, S_{cc} the links from core space nodes to core space nodes and S_{sc} some coupling links from the core space to the invariant subspaces. The subspace-subspace block S_{ss} is actually composed of (potentially) many diagonal blocks for each of the invariant subspaces. Each of these blocks corresponds to a column sum normalized matrix of the same type as G and has therefore at

least one unit eigenvalue thus explaining a possible high degeneracy of the eigenvalue $\lambda = 1$ of S . This structure is discussed in detail in [10]. The university networks discussed in [10] had a considerable number of subspace nodes (about 20 %) with a high degeneracy $\sim 10^3$ of the leading unit eigenvalue. However, for the CNPR the number of subspace nodes and unit eigenvalues is quite small (see figure caption of Fig. 3 for detailed values).

A network with a similar triangular structure, constructed from factor decompositions of integer numbers, was previously studied in [19]. There it was analytically shown that the corresponding matrix S has only a small number of non-vanishing eigenvalues and that the numerical diagonalization methods, including the Arnoldi method, are facing subtle difficulties of numerical stability due to large Jordan blocks associated to the highly degenerate zero eigenvalue. The numerical diagonalization of these Jordan blocks is highly sensitive to numerical round-off errors. For example a perturbed Jordan block of dimension D associated to the eigenvalue zero and with a perturbation ε in the opposite corner has eigenvalues on a complex circle of radius $\varepsilon^{1/D}$ [19] which may become quite large for sufficient large D even for $\varepsilon \sim 10^{-15}$. Therefore in presence of many such Jordan blocks the numerical diagonalization methods create rather big ‘‘artificial clouds’’ of incorrect eigenvalues.

In the examples studied in [19] these clouds extended up to eigenvalues $|\lambda| \approx 0.01$. The spectrum for the Physical Review network shown in Fig. 3 shows also a sudden increase of the density of eigenvalues below $|\lambda| \approx 0.3 - 0.4$ and one needs to be concerned if these eigenvalues are numerically correct or only an artifact of the same type of numerical instability. Actually, there is a quite simple way to verify that they are not reliable due to problems in the numerical evaluation. For this we apply to the network or the numerical algorithm (in the computer program) certain transformations or modifications which are *mathematically neutral* or *equivalent*, e. g. a permutation of the index numbers of the network nodes but keeping the same network-link structure, or simply changing the evaluation order in the sums used for the scalar products between vectors (in the Gram-Schmidt orthogonalization for the Arnoldi method). All these modifications should in theory not modify the results (assuming that all computations could be done with *infinite precision*) but in numerical computations on a computer with finite precision they modify the round-off errors. It turns indeed out that the modifications of the initially small round-off errors induce very strong, completely random modifications, for all eigenvalues below $|\lambda| \approx 0.3 - 0.4$ clearly indicating that the latter are numerically not accurate. Apparently the problematic numerical eigenvalue errors due to large Jordan blocks $\sim \varepsilon^{1/D}$ with $D \sim 10^2$ is quite stronger in the Physical Review citation network than in the previously studied integer network [19].

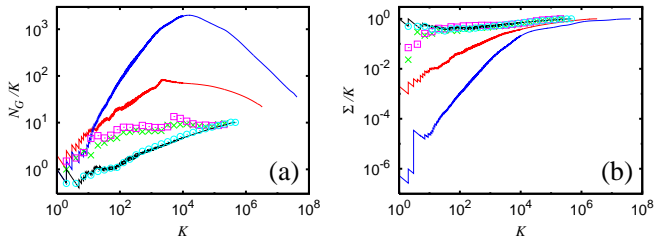


FIG. 2: (Color online) (a) Dependence of the linear density N_G/K of nonzero elements of the adjacency matrix among top PageRank nodes on the PageRank index K for the networks of Twitter (top blue/black curve), Wikipedia (second from top red/grey curve), Oxford University 2006 (magenta/grey boxes), Cambridge University 2006 (green/grey crosses), with data taken from Ref. [12], and Physical Review all journals (cyan/grey circles) and Physical Review without Rep. Mod. Phys. (bottom black curve). (b) Dependence of the quantity Σ/K on the PageRank index K with $\Sigma = \sum_{K_1 < K, K_2 < K} G_{K_1, K_2}$ being the weight of the Google matrix elements inside the $K \times K$ square of top PageRank indexes. The curves correspond to the same networks as in (a): Physical Review without Rep. Mod. Phys. (top black curve), Physical Review all journals (cyan/grey circles), Oxford University 2006 (magenta/grey boxes), Cambridge University 2006 (green/grey crosses), Wikipedia (second bottom red/grey curve), and Twitter (bottom blue/black curve).

The theory of [19] is based on the exact triangular structure of the matrix S_0 which appears in the representation of $S = S_0 + ed^T/N$ (see also below Eq. 4). In fact the matrix S_0 is obtained from the adjacency matrix by normalizing the sum of the elements in non-vanishing columns to unity and simply keeping at zero vanishing columns. For the network of integers [19] this matrix is nilpotent with $S_0^l = 0$ for a certain modest value of l being much smaller than the network size $l \ll N$. The nilpotency is very relevant in the paper for two reasons: first it is responsible for the numerical problems to compute the eigenvalues by standard methods (see next point) and second it is also partly the solution by allowing a semi-analytical approach to determine the eigenvalues in a different way.

For CNPR the matrix S_0 is not exactly nilpotent despite the overall triangular matrix structure visible in Fig. 1. Even though most of the non-vanishing matrix elements $(S_0)_{tt'}$ (whose total number is equal to the number of links $N_\ell = 4691015$) are in the upper triangle $t < t'$ there are a few non-vanishing elements in the lower triangle $t > t'$ (whose number is 12126 corresponding to 0.26 % of the total number of links [28]). The reason is that in most cases papers cite other papers published earlier but in certain situations for papers with close publication date the citation order does not always coincide with the publication order. In some cases two papers even mutually cite each other. In the following we will call these cases “future citations”. The rare non-vanishing matrix elements due to future citations are not visible in the coarse grained matrix representation of Fig.

1 but they are responsible for the fact that S_0 of CMPR is not nilpotent and that there are also a few invariant subspaces. On a purely triangular network one can easily show the absence of invariant subspaces (smaller than the full network size) when taking into account the extra columns due to the dangling nodes.

However, despite the effect of the future citations the matrix S_0 is still partly nilpotent. This can be seen by multiplying a uniform initial vector e (with all components being 1) by the matrix S_0 and counting after each iteration the number N_i of non-vanishing entries [29] in the resulting vector $S_0^i e$. For a nilpotent matrix S_0 with $S_0^l = 0$ the number N_i becomes obviously zero for $i \geq l$. On the other hand, since the components of e and the non-vanishing matrix elements of S_0 are positive, one can easily verify that the condition $S_0^l e = 0$ for some value l also implies $S_0^l \psi = 0$ for an arbitrary initial (even complex) vector ψ which shows that S_0 must be nilpotent with $S_0^l = 0$.

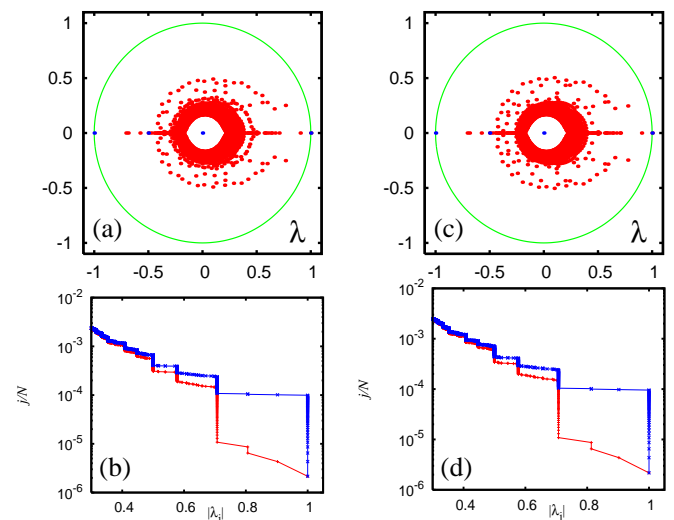


FIG. 3: (Color online) Spectrum of S for CNPR (reduced CNPR without Rev. Mod. Phys.) shown on left panels (right panels). Panels (a), (c): Subspace eigenvalues (blue/black dots) and core space eigenvalues (red/grey dots) in λ -plane (green/grey curve shows unit circle); there are 27 (26) invariant subspaces, with maximal dimension 6 (6) and the sum of all subspace dimensions is $N_s = 71$ (75). The core space eigenvalues are obtained from the Arnoldi method applied to the core space subblock S_{cc} of S with Arnoldi dimension $n_A = 8000$ as explained in Ref. [10] and using standard double-precision arithmetic. Panels (b), (d): Fraction j/N of eigenvalues, shown in a logarithmic scale, with $|\lambda| > |\lambda_j|$ for the core space eigenvalues (red/grey bottom curve) and all eigenvalues (blue/black top curve) from raw data of top panels. The number of eigenvalues with $|\lambda_j| = 1$ is 45 (43) of which 27 (26) are at $\lambda_j = 1$; this number is identical to the number of invariant subspaces which have each one unit eigenvalue.

In Fig. 4 we see that for the CNPR the value of N_i saturates at a value $N_{sat} = 273490$ for $i \geq 27$ which is 59 %

of the total number of nodes $N = 463348$ in the network. On one hand the (small) number of future citations ensures that the saturation value of N_i is not zero but on the other hand it is smaller than the total number of nodes by a macroscopic factor. Mathematically the first iteration $e \rightarrow S_0 e$ removes the nodes corresponding to empty (vanishing) lines of the matrix S_0 and the next iterations remove the nodes whose lines in S_0 have become empty after having removed from the network the non-occupied nodes due to previous iterations. For each node removed during this iteration process one can construct a vector belonging to the Jordan subspace of S_0 associated to the eigenvalue 0. In the following we call this subspace *generalized kernel*. It contains all eigenvectors of S_0^j associated to the eigenvalue 0 where the integer j is the size of the largest 0-eigenvalue Jordan block. Obviously the dimension of this generalized kernel of S_0 is larger or equal than $N - N_{sat} = 189857$ but we will see later that its actual dimension is even larger and quite close to N . We will argue below that most (but not all) of the vectors in the generalized kernel of S_0 also belong to the generalized kernel of S which differs from S_0 by the extra contributions due to the dangling nodes. The high dimension of the generalized kernel containing many large 0-eigenvalue Jordan subspaces explains very clearly the numerical problem due to which the eigenvalues obtained by the double-precision Arnoldi method are not reliable for $|\lambda| < 0.3 - 0.4$.

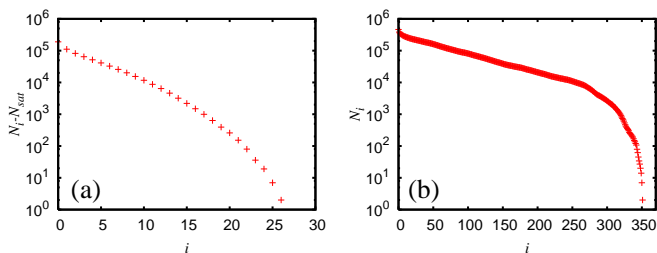


FIG. 4: (Color online) Number of occupied nodes N_i (i.e. positive elements) in the vector $S_0^i e$ versus iteration number i (red/grey crosses) for the CNPR (a) and the triangular CNPR (b). In both cases the initial value is the network size $N_0 = N = 463348$. For the CNPR N_i saturates at $N_i = N_{sat} = 273490 \approx 0.590N$ for $i \geq 27$ while for the triangular CNPR N_i saturates at $N_i = 0$ for $i \geq 352$ confirming the nilpotent structure of S_0 . In panel (a) the quantity $N_i - N_{sat}$ is shown in order to increase visibility in the logarithmic scale.

B. Spectrum for the triangular CNPR

In order to extend the theory for the triangular matrices developed in [19] we consider the triangular CNPR obtained by removing all future citation links $t' \rightarrow t$ with $t \geq t'$ from the original CNPR. The resulting matrix S_0 of this reduced network is now indeed nilpotent with $S_0^{l-1} \neq 0$, $S_0^l = 0$ and $l = 352$ which is much smaller than the network size. This is clearly seen from Fig. 4

showing that N_i , calculated from the triangular CNPR, indeed saturates at $N_i = 0$ for $i \geq 352$. According to the arguments of [19], and additional demonstrations given below, there are at most only $l = 352$ non-zero eigenvalues of the Google matrix at $\alpha = 1$. This matrix has the form

$$S = S_0 + (1/N) e d^T \quad (4)$$

where d and e are two vectors with $e(n) = 1$ for all nodes $n = 1, \dots, N$ and $d(n) = 1$ for dangling nodes n (corresponding to vanishing columns in S_0) and $d(n) = 0$ for the other nodes. In the following we call d the dangling vector. The extra contribution $e d^T / N$ just replaces the empty columns (of S_0) with $1/N$ entries at each element and d^T is the line vector obtained as the transpose of the column vector d . In Appendix A we extend the approach of [19] showing analytically that the matrix S has exactly $l = 352 \ll N$ non-vanishing eigenvalues which are given as the zeros of the reduced polynomial given in Eq. (A4) and that it is possible to define a closed representation space for the matrix S of dimension l leading to an $l \times l$ representation matrix \bar{S} given by Eq. (A8) whose eigenvalues are exactly the zeros of the reduced polynomial.

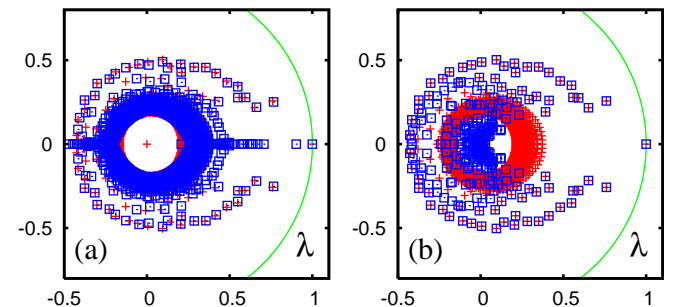


FIG. 5: (Color online) *Panel (a)*: Comparison of the core space eigenvalue spectrum of S for CNPR (blue/black squares) and triangular CNPR (red/grey crosses). Both spectra are calculated by the Arnoldi method with $n_A = 4000$ and standard double-precision. *Panel (b)*: Comparison of the numerically determined non-vanishing 352 eigenvalues obtained from the representation matrix (A8) (blue/black squares) with the spectrum of triangular CNPR (red/grey crosses) already shown in the left panel. Numerics is done with standard double-precision.

In the left panel of Fig. 5 we compare the core space spectrum of S for CNPR and triangular CNPR (data are obtained by the Arnoldi method with $n_A = 4000$ and standard double-precision). We see that the largest complex eigenvalues are rather close for both cases but in the full network we have a lot of eigenvalues on the real axis (with $\lambda < -0.3$ or $\lambda > 0.4$) which are absent for the triangular CNPR. Furthermore, both cases suffer from the same problem of numerical instability due to large Jordan blocks.

In the right panel of Fig. 5 we compare the numerical double-precision spectra of the representation matrix

\bar{S} with the results of the Arnoldi method with double-precision and the uniform initial vector e as start vector for the Arnoldi iterations (applied to the triangular CNPR). In Appendix B we explain that the Arnoldi method with this initial vector should in theory (in absence of rounding errors) also exactly provide the l eigenvalues of \bar{S} since by construction it explores the same l dimensional S -invariant representation space that was used for the construction of \bar{S} (in Appendix A). The fact that both spectra of the right panel of Fig. 5 differ is therefore a clear effect of numerical errors and actually both cases suffer from different numerical problems (see Appendix B for details). A different, and in principle highly efficient, computational method is to calculate the spectrum of the triangular CNPR by determining numerically the l zeros of the reduced polynomial (A4) but according to the further discussion in Appendix B there are also numerical problems for this. Actually this method requires the help the GNU Multiple Precision Arithmetic Library (GMP library) [31] using 256 binary digits. Also the Arnoldi method can be improved by GMP library (see Appendix B for details) even though this is quite expensive in computational time and memory usage but still feasible (using up to 1280 binary digits). Below we will also present results (for the spectrum of the full CNPR) based on a new method using the GMP library with up to 16384 binary digits.

In Fig. 6 we compare the exact spectrum of the triangular CNPR obtained by the high precision determination of the zeros of the reduced polynomial (using 256 binary digits) with the spectra of the Arnold method for 52 binary digits (corresponding to the mantissa of double-precision numbers), 256, 512 and 1280 binary digits. Here we use for the Arnoldi method a uniform initial vector and the Arnold dimension $n_A = l = 352$. In this case, as explained in Appendix B, in theory the Arnoldi method should provide the exact $l = 352$ non-vanishing eigenvalues (in absence of round-off errors).

However, with the precision of 52 bits we have a considerable number of eigenvalues on a circle of radius ≈ 0.3 centered at 0.05 indicating a strong influence of round-off errors due to the Jordan blocks. Increasing the precision to 256 (or 512) binary digits implies that the number of correct eigenvalue increases and the radius of this circle decreases to 0.13 (or 0.1) and in particular it does not extend to all angles. We have to increase the precision of the Arnoldi method to 1280 binary digits to have a perfect numerical confirmation that the Arnoldi method explores the exact invariant subspace of dimension $l = 352$ and generated by the vectors v_j (see Appendix A). In this case the eigenvalues obtained from the Arnoldi method and the high-precision zeros of the reduced polynomial coincide with an error below 10^{-14} and in particular the Arnoldi method provides a nearly vanishing coupling matrix element at the last iteration confirming that there is indeed an exact decoupling of the Arnoldi matrix and an invariant closed subspace of dimension 352.

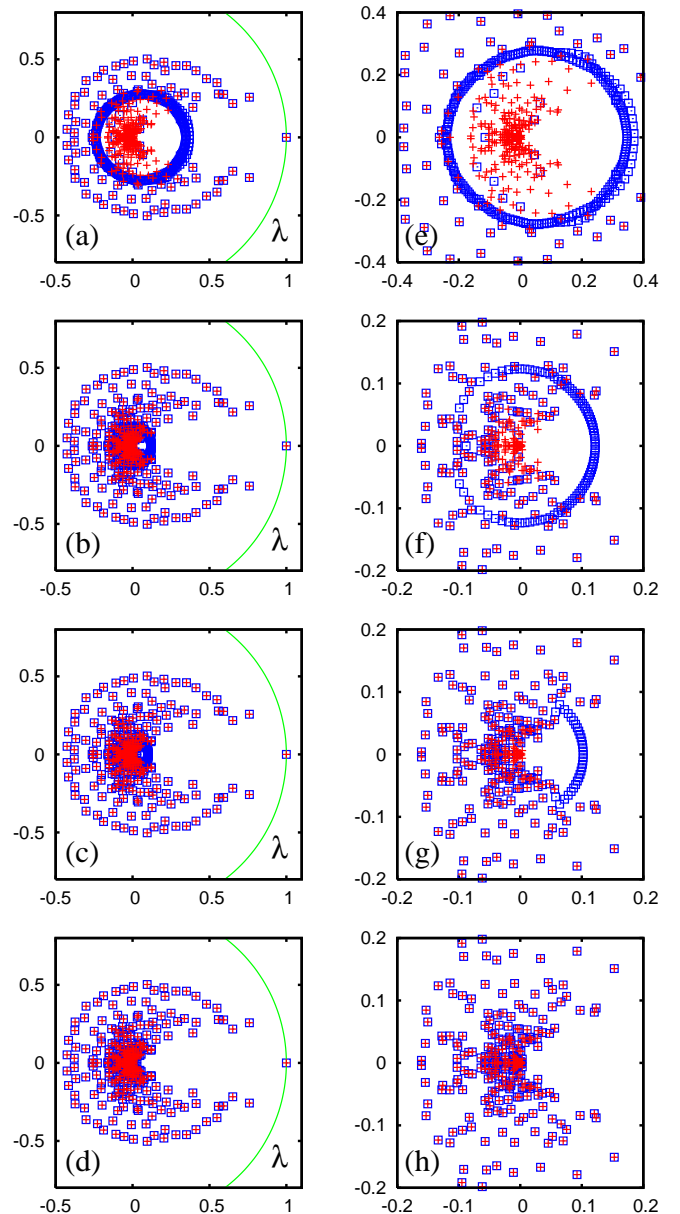


FIG. 6: (Color online) Comparison of the numerically accurate 352 non-vanishing eigenvalues of S matrix of triangular CNPR, determined by the Newton-Maehly method applied to the reduced polynomial (A4) with a high-precision calculation of 256 binary digits (red/grey crosses, all panels), with eigenvalues obtained by the Arnoldi method at different numerical precisions (for the determination of the Arnoldi matrix) for triangular CNPR and Arnoldi dimension $n_A = 352$ (blue/black squares, all panels). The first row corresponds to the numerical precision of 52 binary digits for standard double-precision arithmetic. The second (third, fourth) row corresponds to the precision of 256 (512, 1280) binary digits. All high precision calculations are done with the library GMP [31]. The panels in the left column show the complete spectra and the panels in the right columns show the spectra in a zoomed range: $-0.4 \leq \text{Re}(\lambda), \text{Im}(\lambda) \leq 0.4$ for the first row or $-0.2 \leq \text{Re}(\lambda), \text{Im}(\lambda) \leq 0.2$ for the second, third and fourth rows.

The results shown in Fig.6 clearly confirm the above theory and the scenario of the strong influence of Jordan blocks on the round-off errors. In particular, we find that in order to increase the numerical precision it is only necessary to implement the first step of the method, the Arnoldi iteration, using high precision numbers while the numerical diagonalization of the Arnoldi representation matrix can still be done using standard double-precision arithmetic. We also observe, that even for the case with lowest precision of 52 binary digits the eigenvalues obtained by the Arnoldi method are numerically accurate provided that there are well outside the circle (or cloud) of numerically incorrect eigenvalues.

C. High precision spectrum of the whole CNPR

Based on the observation that a high precision implementation of the Arnoldi method is useful for the triangular CNPR, we now apply the high precision Arnoldi method with 256, 512 and 756 binary digits and $n_A = 2000$ to the original CNPR. The results for the core space eigenvalues are shown in Fig. 7 where we compare the spectrum of the highest precision of 756 binary digits with lower precision spectra of 52, 256 and 512 binary digits. As in Fig. 6 for the triangular CNPR, for CNPR we also observe that the radius and angular extension of the cloud or circle of incorrect Jordan block eigenvalues decreases with increasing precision. Despite the lower number of $n_A = 2000$ as compared to $n_A = 8000$ of Fig. 3 the number of accurate eigenvalues with 756 bit precision is certainly considerably higher.

The higher precision Arnoldi method certainly improves the quality of the smaller eigenvalues, e.g. for $|\lambda| < 0.3 - 0.4$, but it also implies a strange shortcoming as far as the degeneracies of certain particular eigenvalues are concerned. This can be seen in Fig. 8 which shows the core space eigenvalues $|\lambda_j|$ versus the level number j for various values of the Arnoldi dimension and the precision. In these curves we observe flat plateaux at certain values $|\lambda_j| = 1/\sqrt{n}$ with $n = 2, 3, 4, 5, \dots$ corresponding to degenerate eigenvalues which turn out to be real but with positive or negative values: $\lambda_j = \pm 1/\sqrt{n}$. For fixed standard double-precision arithmetic with 52 binary digits the degeneracies increase with increasing Arnoldi dimension and seem to saturate for $n_A \geq 4000$. However at the given value of $n_A = 2000$ the degeneracies *decrease* with increasing precision of the Arnoldi method. Apparently the higher precision Arnoldi method is less able to determine the correct degeneracy of a degenerate eigenvalue.

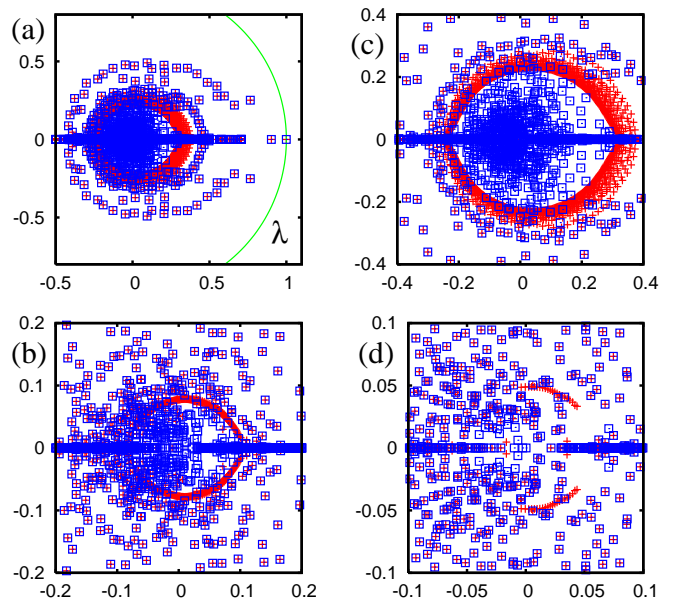


FIG. 7: (Color online) Comparison of the core space eigenvalue spectrum of S of CNPR, obtained by the high precision Arnoldi method using 768 binary digits (blue/black squares, all panels), with lower precision data of the Arnoldi method (red/grey crosses). In both top panels the red/grey crosses correspond to double-precision with 52 binary digits (extended range in (a) and zoomed range in (c)). In the bottom (b) (or (d)) panel red/grey crosses correspond to the numerical precision of 256 (or 512) binary digits. In these two cases only a zoomed range is shown. The eigenvalues outside the zoomed ranges coincide for both data sets up to graphical precision. In all cases the Arnoldi dimension is $n_A = 2000$. High precision calculations are done with the library GMP [31].

This point can be understood as follows. In theory, assuming perfect precision, the simple version of Arnoldi method used here (in contrast to more complicated block Arnoldi methods) can only determine one eigenvector for a degenerate eigenvalue. The reason is that for a degenerate eigenvalue we have a particular linear combination of the eigenvectors for this eigenvalue which contribute in any initial vector (in other words “one particular” eigenvector for this eigenvalue) and during the Arnoldi iteration this particular eigenvector will be perfectly conserved and the generated Krylov space will only contain this and no other eigenvector for this eigenvalue. However, due to round-off errors we obtain at each step new random contributions from other eigenvectors of the same eigenvalue and it is only due to these round-off errors that we can see the flat plateaux in Fig. 8. Obviously, increasing the precision reduces this round-off error effect and the flat plateaux are indeed considerably smaller for higher precisions.

The question arises about the origin of the degenerate eigenvalues in the core space spectrum. In other examples, such as the WWW for certain university networks [10], the degeneracies, especially of the leading eigenvalue

1, could be treated by separating and diagonalizing the exact subspaces and the remaining core space spectrum contained much less or nearly no degenerate eigenvalues. However, here for the CNPR we have “only” 27 subspaces with maximal dimension of 6 containing 71 nodes in total. The eigenvalues due to these subspaces are 1, -1 , -0.5 , 0 with degeneracies 27, 18, 4, 22 (see blue dots in the upper panels of Fig. 3). These exact subspaces exist only due to the modest number of future citation links. Even when we take care that in all cases the Arnoldi method is applied to the core space without these 71 subspace nodes, there still remain a lot of degenerate eigenvalues in the core space spectrum.

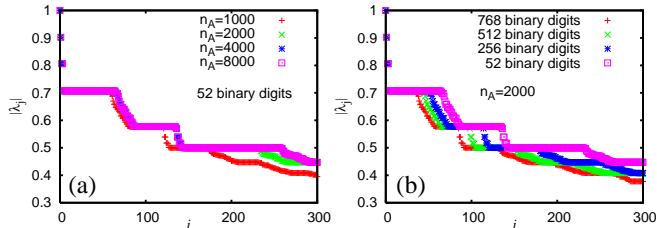


FIG. 8: (Color online) Modulus $|\lambda_j|$ of the core space eigenvalues of S of CNPR, obtained by the Arnoldi method, shown versus level number j . *Panel (a)*: data for standard double-precision with 52 binary digits with different Arnoldi dimensions $1000 \leq n_A \leq 8000$. *Panel (b)*: data for Arnoldi dimension $n_A = 2000$ with different numerical precisions between 52 and 768 binary digits.

In Appendix C we explain how the degenerated core space eigenvalues of S can be obtained as degenerate subspace eigenvalues of S_0 (i.e. neglecting the dangling node contributions when determining the invariant subspaces). To be precise it turns out that the core space eigenvalues of S are decomposed in two groups, the first group is related to degenerate subspace eigenvalues of S_0 and which can be determined by a scheme described in Appendix C, and the second group of eigenvalues is given as zeros of a certain rational function (D1) which can be evaluated by the series (D3) which converges only for $|\lambda| > \rho_1$ with $\rho_1 \approx 0.902$. To determine the zeros of the rational function, outside the range of convergence, one can employ an argument of analytical continuation using a new method, called “rational interpolation method” described in detail in Appendix D. Without going into much details here, we mention that the main idea of this method is to evaluate this rational function at many support points on the complex unit circle where the series (D3) converges well and then to use these values to interpolate the rational function (D1) by a simpler rational function for which the zeros can be determined numerically well even if they are inside the unit circle (where the initial series does not converge). For this scheme it is also very important to use high precision computations. Typically for a given precision of p binary digits one may choose a certain number n_R of eigenvalues to be determined choosing the

appropriate number of support points (either $2n_R + 1$ or $2n_R + 2$ depending on the variant of the method, see also Appendix D). Provided that n_R is not neither too small nor too large (depending on the value of p) one obtains very reliable core space eigenvalues of S of the second group.

For example, as can be seen in Fig. 9, for $p = 1024$ we obtain $n_R = 300$ eigenvalues for which the big majority coincides numerically (error $\sim 10^{-14}$) with the eigenvalues obtained from the high precision Arnoldi method for 768 binary digits and furthermore both variants of the rational interpolation method provide identical spectra.

However for $n_R = 340$ some of the zeros do not coincide with eigenvalues of S and most of these deviating zeros lie close to the unit circle. We can even somehow distinguish between “good” zeros (associated to eigenvalues of S) being identical for both variants of the method and “bad” artificial zeros which are completely different for both variants (see Fig. 9). We note that for the case of too large n_R values the artificial zeros are extremely sensitive to numerical round-off errors (in the high precision variables) and that they change strongly, when slightly modifying the support points (e.g. a random modification $\sim 10^{-18}$ or simply changing their order in the interpolation scheme) or when changing the precise numerical algorithm (e.g. between direct sum or Horner scheme for the evaluation of the series of the rational function). Furthermore, they do not respect the symmetry that the zeros should come in pairs of complex conjugate numbers in case of complex zeros. This is because Thiele’s rational interpolation scheme breaks the symmetry due to complex conjugation once round-off errors become relevant.

However, we have carefully verified that for the proper values of n_R not being too large (e.g. $n_R = 300$ for $p = 1024$) the obtained zeros are numerically identical (with 52 binary digits in the final result) with respect to small changes of the support points (or their order) or with respect to different numerical algorithms and that they respect perfectly the symmetry due to complex conjugation.

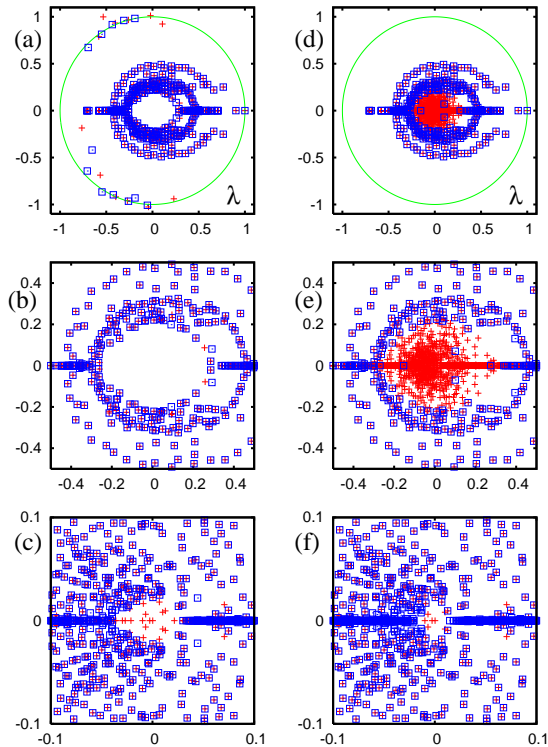


FIG. 9: (Color online) *Panel (a)*: Comparison of $n_R = 340$ core space eigenvalues of S for CNPR obtained by two variants of the rational interpolation method (see text) with the numerical precision of $p = 1024$ binary digits, 681 support points (first variant, red/grey crosses) or 682 support points (second variant, blue/black squares). *Panel (d)*: Comparison of the core space eigenvalues of CNPR obtained by the high precision Arnoldi method with $n_A = 2000$ and $p = 768$ binary digits (red/grey crosses, same data as blue/black squares in Fig. 7) with the eigenvalues obtained by (both variants of) the rational interpolation method with the numerical precision of $p = 1024$ binary digits and $n_R = 300$ eigenvalues (blue/black squares). Here both variants with 601 or 602 support points provide identical spectra (differences below 10^{-14}). *Panels (b), (e)*: Same as panels (a), (d) with a zoomed range: $-0.5 \leq \text{Re}(\lambda), \text{Im}(\lambda) \leq 0.5$. *Panel (c)*: Comparison of the core space spectra obtained by the high precision Arnoldi method (red/grey crosses, $n_A = 2000$ and $p = 768$) and by the rational interpolation method with $p = 12288$, $n_R = 2000$ eigenvalues (blue/black squares). *Panel (f)*: Same as (c) with $p = 16384$, $n_R = 2500$ for the rational interpolation method. Both panels (c), (f) are shown in a zoomed range: $-0.1 \leq \text{Re}(\lambda), \text{Im}(\lambda) \leq 0.1$. Eigenvalues outside the shown range coincide up to graphical precision and both variants of the rational interpolation method provide numerically identical spectra.

This method, despite the necessity of high precision calculations, is not very expensive, especially for the memory usage, if compared with the high precision Arnoldi method. Furthermore, its efficiency for the computation time can be improved by the trick of summing up the largest terms in the series (D3) as a geometrical series which allows to reduce the cutoff value

of l by a good factor 3, i.e. replacing $\rho_1 \approx 0.902$ by $\rho_2 = 1/\sqrt{2} \approx 0.707$ in the estimate (D4) of l which gives $l \approx 2p + \text{const}$. We have increased the number of binary digits up to $p = 16384$ and we find that for $p = 1024, 2048, 4096, 6144, 8192, 12288, 16384$ we may use $n_R = 300, 500, 900, 1200, 1500, 2000, 2500$ and still avoid the appearance of artificial zeros. In Fig. 9 we also compare the result of the highest precisions $p = 12288$ (and $p = 16384$) using $n_R = 2000$ ($n_R = 2500$) with the high precision Arnoldi method with $n_A = 2000$ and $p = 768$ and these spectra coincide well apart from a minor number of smallest eigenvalues. In general, the complex isolated eigenvalues converge very well (with increasing values of p and n_R) while the strongly clustered eigenvalues on the real axis have more difficulties to converge. Comparing the results between $n_R = 2000$ and $n_R = 2500$ we see that the complex eigenvalues coincide on graphical precision for $|\lambda| \geq 0.04$ and the real eigenvalues for $|\lambda| \geq 0.1$. The Arnoldi method has even more difficulties on the real axis (convergence roughly for $|\lambda| \geq 0.15$) since it has implicitly to take care of the highly degenerate eigenvalues of the first group and for which it has difficulties to correctly find the degeneracies (see also Fig. 8).

In Fig. 10 we show as summary the highest precision spectra of S with core space eigenvalues obtained by the Arnoldi method or the rational interpolation method (both at best parameter choices) and also taking into account the direct subspace eigenvalues of S and the above determined eigenvalues of the first group (degenerate subspace eigenvalues of S_0).

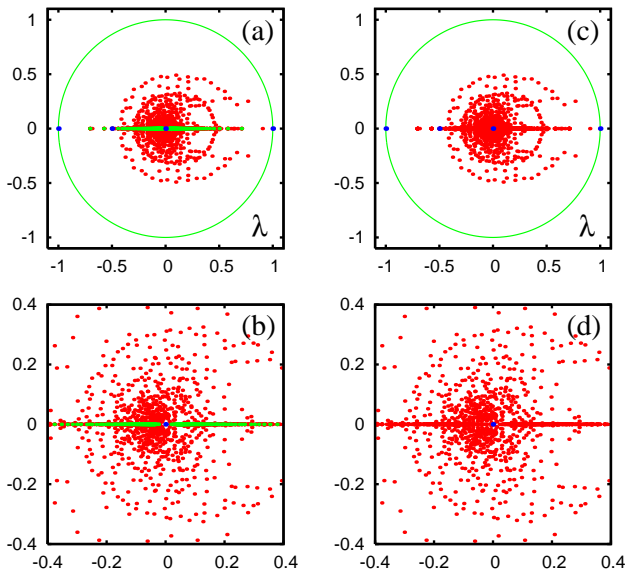


FIG. 10: (Color online) The most accurate spectrum of eigenvalues of S for CNPR. *Panel (a)*: red/grey dots represent the core space eigenvalues obtained by the rational interpolation method with the numerical precision of $p = 16384$ binary digits, $n_R = 2500$ eigenvalues; green (light grey) dots on $y = 0$ axis show the degenerate subspace eigenvalues of the matrix S_0 which are also eigenvalues of S with a degeneracy reduced by one (eigenvalues of the first group, see text); blue/black dots show the direct subspace eigenvalues of S (same as blue/black dots in left upper panel in Fig. 3). *Panel (c)*: red/grey dots represent the core space eigenvalues obtained by the high precision Arnoldi method with $n_A = 2000$ and the numerical precision of $p = 768$ binary digits and blue dots show the direct subspace eigenvalues of S . Note that the Arnoldi method determines implicitly also the degenerate subspace eigenvalues of S_0 which are therefore not shown in another color. *Panels (b), (d)*: same as in top panels (a), (c) with a zoomed range: $-0.4 \leq \text{Re}(\lambda), \text{Im}(\lambda) \leq 0.4$.

III. FRACTAL WEYL LAW FOR CNPR

The concept of the fractal Weyl law [33, 34],[35] states that the number of states N_λ in a ring of complex eigenvalues with $\lambda_c \leq |\lambda| \leq 1$ scales in a polynomial way with the growth of matrix size:

$$N_\lambda = aN^b. \quad (5)$$

where the exponent b is related to the fractal dimension of underlying invariant set $d_f = 2b$. The fractal Weyl law was first discussed for the problems of quantum chaotic scattering in the semiclassical limit [33, 34],[35]. Later it was shown that this law also works for the Ulam matrix approximant of the Perron-Frobenius operators of dissipative chaotic systems with strange attractors [6, 7]. In [11] it was established that the time growing Linux Kernel network is also characterized by the fractal Weyl law with the fractal dimension $d_f \approx 1.3$.

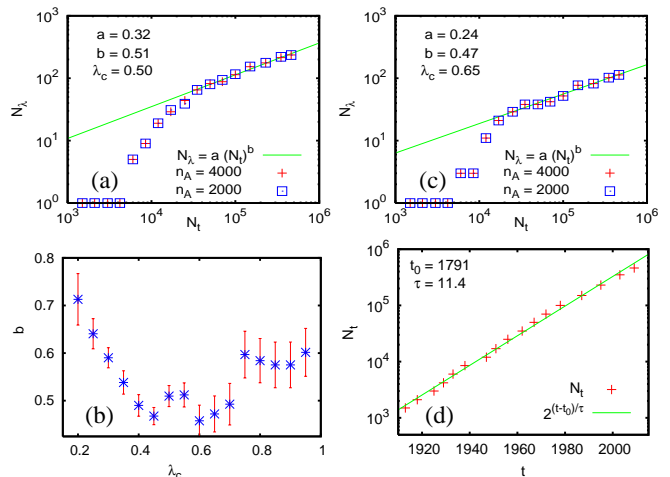


FIG. 11: (Color online) Data for the whole CNPR at different moments of time. *Panel (a) (or (c))*: shows the number N_λ of eigenvalues with $\lambda_c \leq \lambda \leq 1$ for $\lambda_c = 0.50$ (or $\lambda_c = 0.65$) versus the effective network size N_t where the nodes with publication times after a cut time t are removed from the network. The green/grey line shows the fractal Weyl law $N_\lambda = a(N_t)^b$ with parameters $a = 0.32 \pm 0.08$ ($a = 0.24 \pm 0.11$) and $b = 0.51 \pm 0.02$ ($b = 0.47 \pm 0.04$) obtained from a fit in the range $3 \times 10^4 \leq N_t < 5 \times 10^5$. The number N_λ includes both exactly determined invariant subspace eigenvalues and core space eigenvalues obtained from the Arnoldi method with double-precision (52 binary digits) for $n_A = 4000$ (red/grey crosses) and $n_A = 2000$ (blue/black squares). *Panel (b)*: exponent b with error bars obtained from the fit $N_\lambda = a(N_t)^b$ in the range $3 \times 10^4 \leq N_t < 5 \times 10^5$ versus cut value λ_c . *Panel (d)*: effective network size N_t versus cut time t (in years). The green/grey line shows the exponential fit $2^{(t-t_0)/\tau}$ with $t_0 = 1791 \pm 3$ and $\tau = 11.4 \pm 0.2$ representing the number of years after which the size of the network (number of papers published in all Physical Review journals) is effectively doubled.

The fact that $b < 1$ implies that the majority of eigenvalues drop to zero. We see that this property also appears for the CNPR if we test here the validity of the fractal Weyl law by considering a time reduced CNPR of size N_t including the N_t papers published until the time t (measured in years) for different times t in order to obtain a scaling behavior of N_λ as a function of N_t . The data presented in Fig. 11 shows that the network size grows approximately exponentially as $N_t = 2^{(t-t_0)/\tau}$ with the fit parameters $t_0 = 1791$, $\tau = 11.4$. The time interval considered in Fig. 11 is $1913 \leq t \leq 2009$ since the first data point corresponds to $t = 1913$ with $N_t = 1500$ papers published between 1893 and 1913. The results for N_λ show that its growth is well described by the relation $N_\lambda = a(N_t)^b$ for the range when the number of articles becomes sufficiently large $3 \times 10^4 \leq N_t < 5 \times 10^5$. This range is not very large and probably due to that there is a certain dependence of the exponent b on the range parameter λ_c . At the same time we note that the maximal matrix size N studied here is probably the largest one

used in numerical studies of the fractal Weyl law. We have $0.47 < b < 0.6$ for all $\lambda_c \geq 0.4$ that is definitely smaller than unity and thus the fractal Weyl law is well applicable to the CNPR. The value of b increases up to 0.7 for the data points with $\lambda_c < 0.4$ but this is due to the fact here N_λ also includes some numerically incorrect eigenvalues related to the numerical instability of the Arnoldi method at standard double-precision (52 binary digits) as discussed in the beginning of the previous section.

We think that the most appropriate choice for the description of the data is obtained at $\lambda_c = 0.4$ which from one side excludes small, partly numerically incorrect, values of λ and on the other side gives sufficiently large values of N_λ . Here we have $b = 0.49 \pm 0.02$ corresponding to the fractal dimension $d = 0.98 \pm 0.04$. Furthermore, for $0.4 \leq \lambda_c \leq 0.7$ we have a rather constant value $b \approx 0.5$ with $d_f \approx 1.0$. Of course, it would be interesting to extend this analysis to a larger size N of CNPR but for that we still should wait about 10 years until the network size will be doubled comparing to the size studied here.

IV. PROPERTIES OF EIGENVECTORS

The results for the eigenvalue spectra of CNPR presented in the previous sections show that most of the visible eigenvalues on the real axis (except for the largest one) in Figs. 9 and 10 are due to the effect of future citations. They appear either directly due to 2×2 subblocks of the type (C2) with a cycle where two papers mutually cite each other giving the degenerate eigenvalues of the first group, or indirectly by eigenvalues of the second group which are also numerous on the real axis. On the other hand, as can be seen in Fig. 6, for the triangular CNPR, where all future citations are removed, there is only the leading eigenvalue $\lambda = 1$ and a small number of negative eigenvalues with $-0.27 < \lambda < 0$ on the real axis. All other eigenvalues are complex and a considerable number of the largest ones are relatively close to corresponding complex eigenvalues for the whole CNPR with future citations.

The appearance of future citations is quite specific and is not a typical situation for citation networks. Therefore we consider the eigenvectors of complex eigenvalues for the triangular CNPR which indeed represent the typical physical situation without future citations. There is no problem to evaluate these eigenvectors by the Arnoldi method, either with double-precision, provided the eigenvalue of the eigenvector is situated in the region of numerically accurate eigenvalues, or with the high precision variant of the Arnoldi method. However, for the triangular CNPR we have, according to the semi-analytical theory presented above, the explicit formula:

$$\psi \propto (\lambda \mathbf{1} - S_0)^{-1} e/N = \sum_{j=0}^{l-1} \lambda^{-(1+j)} S_0^j e/N \quad (6)$$

where the normalization is given by $\sum_i |\psi(i)| = 1$. This expression is quite convenient and we verified that it provides the same eigenvectors (up to numerical errors) as the Arnoldi method.

In Fig. 12 we show two eigenvectors of S : one ψ_0 for the leading eigenvalue $\lambda_0 = 1$ and another ψ_{39} for a complex eigenvalue at $|\lambda_{39}| < 1$. The eigenvector of λ_0 gives the PageRank probability for the triangular CNPR (at $\alpha = 1$). We also consider the eigenvector for the complex eigenvalue $\lambda_{39} = -0.3738799 + i 0.2623941$ (eigenvalues are ordered by their absolute values starting from $\lambda_0 = 1$). In this figure the modulus of $|\psi_j(N_t)|$ is shown versus the time index N_t as introduced in Fig. 11. We also indicate the positions of five famous papers: BCS 1957 [36] at $K = 6$, Anderson 1958 [37] $K = 63$, Benettin et al. 1976 [38] $K = 441$, Thouless 1977 [39] $K = 256$ and Abrahams et al. 1979 [40] $K = 74$. In the first eigenvector for $\lambda_0 = 1$ all of these papers have quite dominating positions, especially BCS 1957 and Abrahams et al. 1979 which are the most important ones if compared to papers of comparable publication date. Only considerably older papers have higher positions in this vector.

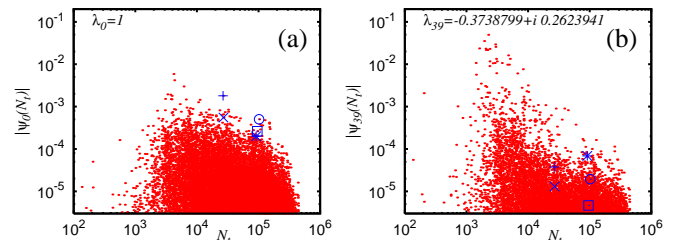


FIG. 12: (Color online) Two eigenvectors of the matrix S for the triangular CNPR. Both panels show the modulus of the eigenvector components $|\psi_j(N_t)|$ versus the time index N_t (as used in Fig. 11) with nodes/articles ordered by the publication time (small red/grey dots). The blue/black points represent five particular articles: BCS 1957 (+), Anderson 1958 (x), Benettin et al. 1976 (*), Thouless 1977 (□) and Abrahams et al. 1979 (○). The left (right) panel corresponds to the real (complex) eigenvalue $\lambda_0 = 1$ ($\lambda_{39} = -0.3738799 + i 0.2623941$).

For the second eigenvector with complex eigenvalue the older papers (with $10^3 < N_t < 10^4$ corresponding to publications times between 1910 and 1940) are strongly enhanced in its importance while the above five famous papers lose their importance. The top 3 positions of largest amplitude $|\psi_{39}(i)|$ correspond to DOI 10.1103/PhysRev.14.409 (1919), 10.1103/PhysRev.8.561 (1916), 10.1103/PhysRev.24.97 (1917). These old articles study the radiating potentials of nitrogen, ionization impact in gases and the abnormal low voltage arc. It is clear that this eigenvector selects a certain community of old articles related to a certain ancient field of interest. This fact is in agreement with the studies of eigenvectors of Wikipedia network [13] showing that the eigenvectors with $0 < |\lambda| < 1$ select specific communities.

It is interesting to note that the top node of the vector ψ_0 appears in the position $K_{39} = 39$ in local rank index of the vector ψ_{39} (ranking in decreasing order by modulus of $|\psi(i)|$). On the other side the top node of ψ_{39} appears at position $K_0 = 30$ of vector ψ_0 . This illustrates how different nodes contribute to different eigenvectors of S .

It is useful to characterize the eigenvectors by their Inverse Participation Ratio (IPR) $\xi_i = (\sum_j |\psi_i(j)|^2)^2 / \sum_j |\psi_i(j)|^4$ which gives an effective number of nodes populated by an eigenvector ψ_i (see e.g. [8, 13]). For the above two vectors we find $\xi_0 = 20.67$ and $\xi_{39} = 10.76$. This means that ξ_{39} is mainly located on approximately 11 nodes. For ξ_0 this number is twice larger in agreement with data of Fig. 12 which show a clearly broader distribution comparing to ξ_{39} .

We also considered a few tens of eigenstates of S of the whole CNPR. They are mainly located on the complex plane around the largest oval curve well visible in the spectrum (see Fig. 10 top right panel). The IPR value of these eigenstates with $|\lambda| \sim 0.4$ varies in the range $4 < \xi < 13$ showing that they are located on some effective quasi-isolated communities of articles. About 10 of them are related to the top article of ψ_{39} shown in Fig. 12 meaning that these ten vectors represent various linear combinations of vectors on practically the same community. In global, we can say that the eigenstates of G are well localized since $\xi \ll N$. A similar situation was seen for the Wikipedia network [13].

Of course, in addition to ξ it is also useful to consider the whole distribution of ψ amplitudes over the nodes. Such a consideration has been done for the Wikipedia network in [13]. For the CNPR we leave such detailed studies for further investigations.

V. CHEIRANK VERSUS PAGERANK FOR CNPR

The dependence of PageRank probability $P(K)$ on PageRank index K is shown in Fig. 13. The results are similar to those of [20, 21], [22, 23]. We note that the PageRank of the triangular CNPR has the same top 9 articles as for the whole CNPR (both at $\alpha = 0.85$ and with a slight interchanged order of positions 7, 8, 9). This confirms that the future citations produce only a small effect on the global ranking.

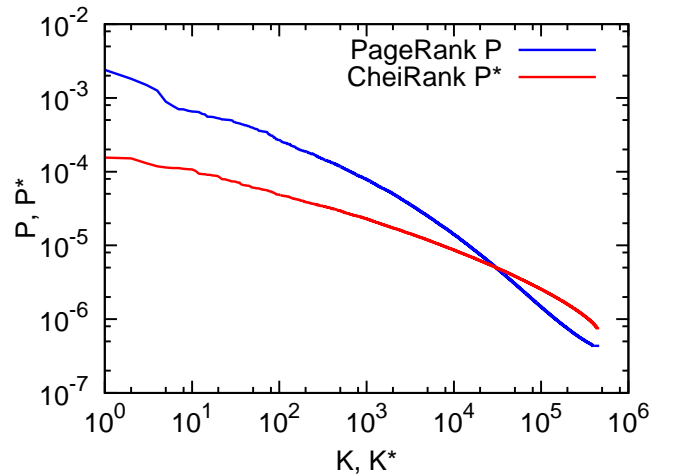


FIG. 13: (Color online) Dependence of probability of PageRank P (CheiRank P^*) on corresponding index K (K^*) for the CNPR at $\alpha = 0.85$.

Following previous studies [25],[26, 27], in addition to the Google matrix G we also construct the matrix G^* following the same definition (1) but for the network with inverted direction of links. The PageRank vector of this matrix G^* is called the CheiRank vector with probability $P^*(K_i^*)$ and CheiRank index K^* . The dependence of $P^*(K_i^*)$ is shown in Fig. 13. We find that the IPR values of P and P^* are $\xi = 59.54$ and 1466.7 respectively. Thus P^* is extended over significantly larger number of nodes comparing to P . A power law fit of the decay $P \propto 1/K^\beta$, $P^* \propto 1/K^{*\beta}$, done for a range $K, K^* \leq 2 \times 10^5$ gives $\beta \approx 0.57$ for P and $\beta \approx 0.4$ for P^* . However, this is only an approximate description since there is a visible curvature (in a double logarithmic representation) in these distributions. The corresponding frequency distributions of ingoing links have exponents $\mu = 2.87$ while the distribution of outgoing links has $\mu \approx 3.7$ for outdegree $k \geq 20$, even if the whole frequency dependence in this case is rather curved and a power law fit is rather approximate in this case. Thus the usual relation $\beta = 1/(\mu - 1)$ [4, 8, 26] approximately works.

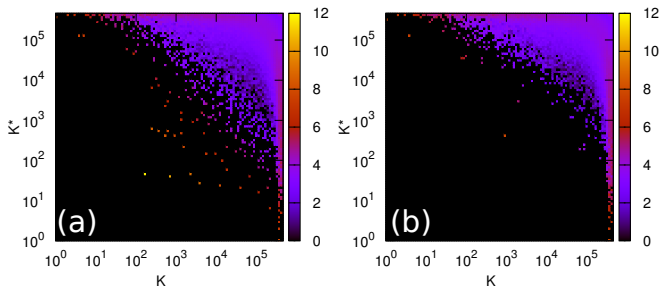


FIG. 14: (Color online) Density distribution $W(K, K^*) = dN_i/dKdK^*$ of Physical Review articles in the PageRank-Cheirank plane (K, K^*) . Color bars show the natural logarithm of density, changing from minimal nonzero density (dark) to maximal one (white), zero density is shown by black. Panel (a): all articles of CNPR; panel (b): CNPR without Rev. Mod. Phys.

The correlation between PageRank and Cheirank vectors can be characterized by the correlator $\kappa = N \sum_{i=1}^N P(i)P^*(i) - 1$ [25, 27]. Here we find $\kappa = -0.2789$ for all CNPR, and $\kappa = -0.3187$ for CNPR without Rev. Mod. Phys. This is the most strong negative value of κ among all directed networks studied previously [27]. In a certain sense the situation is somewhat similar to the Linux Kernel network where $\kappa \approx 0$ or slightly negative ($\kappa > -0.1$ [25]). For CNPR, we can say that due to a almost triangular structure of G and G^* there is a very little overlap of top ranking in K and K^* that leads to a negative correlator value, since the components $P(i)P^*(i)$ of the sum for κ are small.

Each article i has two indexes K_i, K_i^* so that it is convenient to see their distribution on 2D PageRank-Cheirank plane. The density distribution $W(K, K^*) = dN_i/dKdK^*$ is shown in Fig. 14. It is obtained from 100×100 cells equidistant in log-scale (see details in [26, 27]). For the CNPR the density is homogeneous along lines $K = -K^* + const$ that corresponds to the absence of correlations between P and P^* [26, 27]. For the CNPR without Rev. Mod. Phys. we have an additional suppression of density at low K^* values. Indeed, Rev. Mod. Phys. contains mainly review articles with a large number of citations that place them on top of Cheirank. At the top 3 positions of K^* of CNPR we have DOI 10.1103/PhysRevA.79.062512, 10.1103/PhysRevA.79.062511, 10.1103/RevModPhys.81.1551 of 2009. These are articles with long citation lists on K shell diagram 4d transition elements; hypersatellites of 3d transition metals; superconducting phases of f electron compounds. For CNPR without Rev. Mod. Phys. the first two articles are the same and the third one has DOI 10.1103/PhysRevB.80.224501 being about model for the coexistence of d wave superconducting and charge density wave order in in high temperature cuprate superconductors. We see that the most recent articles with long citation lists are dominating.

The top PageRank articles are analyzed in detail in

[20, 21],[22, 23] and we do not discuss them here.

It is also useful to consider two-dimensional rank 2DRank K_2 defined by counting nodes in order of their appearance on ribs of squares in (K, K^*) plane with the square size growing from $K = 1$ to $K = N$ [26]. It selects highly cited articles with a relatively long citation list. For CNPR, we have top 3 such articles with DOI 10.1103/RevModPhys.54.437 (1982), 10.1103/RevModPhys.65.851 (1993), 10.1103/RevModPhys.58.801 (1986). Their topics are electronic properties of two dimensional systems, pattern formation outside of equilibrium, spin glasses facts and concepts. The 1st one located at $K = 183$, $K^* = 49$ is well visible in the left panel of Fig. 14. For CNPR without Rev. Mod. Phys. we find at $K_2 = 1$ the article with DOI 10.1103/PhysRevD.54.1 (1996) entitled *Review of Particle Physics* with a lot of information on physical constants.

For the ranking of articles about persons in Wikipedia networks [14, 26],[41], PageRank, 2DRank, Cheirank highlights in a different manner various sides of human activity. For the CNPR, these 3 ranks also select different types of articles, however, due a triangular structure of G, G^* and absence of correlations between PageRank and Cheirank vectors the useful side of 2DRank and Cheirank remains less evident.

VI. IMPACTRANK FOR INFLUENCE PROPAGATION

It is interesting to quantify how an influence of a given article propagates through the whole CNPR. To analyze this property we consider the following propagator acting on an initial vector v_0 located on a given article:

$$v_f = \frac{1-\gamma}{1-\gamma G} v_0 \quad , \quad v_f^* = \frac{1-\gamma}{1-\gamma G^*} v_0 \quad . \quad (7)$$

Here G, G^* are the Google matrices defined above, γ is a new impact damping factor being in a range $\gamma \sim 0.5-0.9$, v_f in the final vector generated by the propagator (7). This vector is normalized to unity $\sum_i v_f(i) = 1$ and one can easily show that it is equal to the PageRank vector of a modified Google matrix given by

$$\tilde{G} = \gamma G + (1-\gamma) v_0 e^T \quad (8)$$

where e is the vector with unit elements. This modified Google matrix corresponds to a stochastic process where at a certain time a given probability distribution is propagated with probability γ using the initial Google matrix G and with probability $(1-\gamma)$ the probability distribution is reinitialized with the vector v_0 . Then v_f is the stationary vector from this stochastic process. Since the initial Google matrix G has a similar form, $G = \alpha S + (1-\alpha) e e^T / N$ with the damping factor α , the modified Google matrix can also be written as:

$$\tilde{G} = \tilde{\alpha} S + (1-\tilde{\alpha}) v_p e^T \quad , \quad \tilde{\alpha} = \gamma \alpha \quad , \quad (9)$$

with the personalization vector [4]

$$v_p = \frac{\gamma(1-\alpha)e/N + (1-\gamma)v_0}{1-\gamma\alpha} \quad (10)$$

which is also sum normalized: $\sum_i v_p(i) = 1$. Obviously similar relations hold for G^* and v_f^* .

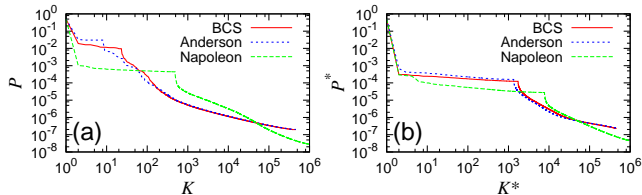


FIG. 15: (Color online) Dependence of impact vector v_f probability P and P^* ((a) and (b) panels) on the corresponding ImpactRank index K and K^* for an initial article v_0 as BCS [36] and Anderson [37] in CNPR, and Napoleon in English Wikipedia network from [41]. Here the impact damping factor is $\gamma = 0.5$.

The relation (7) can be viewed as a Green function with damping γ . Since $\gamma < 1$ the expansion in a geometric series is convergent and v_f can be obtained from about 200 terms of the expansion for $\gamma \sim 0.5$. The stability of v_f is verified by changing the number of terms. The obtained vectors v_f , v_f^* can be considered as effective PageRank, CheiRank probabilities P , P^* and all nodes can be ordered in the corresponding rank index K , K^* , which we will call ImpactRank.

The results for 2 initial vectors located on BCS [36] and Anderson [37] articles are shown in Fig. 15. In addition we show the same probability for the Wikipedia article *Napoleon* for the English Wikipedia network analyzed in [41]. The direct analysis of the distributions shows that the original article is located at the top position, the next step like structure corresponds to the articles reached by first outgoing (ingoing) links from v_0 for G (G^*). The next visible step correspond to a second link step.

Top ten articles for these 3 vectors are shown in Tables I, II, III, IV, V. The analysis of these top articles confirms that they are closely linked with the initial article and thus the ImpactRank gives relatively good ranking results. At the same time, some questions for such ImpactRanking still remain to be clarified. For example, in Table IV we find at the third position the well known Rev. Mod. Phys. on Anderson transitions but the paper of Abrahams *et al.* [40] appears only on far positions $K^* \approx 300$. The situation is changed if we consider all CNPR links as bi-directional obtaining a non-directional network. Then the paper [40] appears on the second position directly after initial article [37]. We think that such a problem appears due to triangular structure of CNPR where there is no intersection of forward and backward flows. Indeed, for the case of Napoleon we do not see such difficulties. Thus we hope that such an approach can be applied to other directed networks.

VII. MODELS OF RANDOM PERRON-FROBENIUS MATRICES

In this section we discuss the spectral properties of several random matrix models of Perron-Frobenius operators characterized by non-negative matrix elements and column sums normalized to unity. We call these models Random Perron-Frobenius Matrices (RPFM). To construct these models for a given matrix G of dimension N we draw N^2 independent matrix elements $G_{ij} \geq 0$ from a given distribution $p(G)$ (with $p(G) = 0$ for $G < 0$) with average $\langle G \rangle = 1/N$ and finite variance $\sigma^2 = \langle G^2 \rangle - \langle G \rangle^2$. A matrix obtained in this way obeys the column sum normalization only in average but not exactly for an arbitrary realization. Therefore we renormalize all columns to unity after having drawn the matrix elements. This renormalization provides some (hopefully small) correlations between the different matrix elements.

Neglecting these correlations for sufficiently large N the statistical average of the RPFM is simply given by $\langle G_{ij} \rangle = 1/N$ which is a projector matrix with the eigenvalue $\lambda = 1$ of multiplicity 1 and the corresponding eigenvector being the uniform vector e (with $e_i = 1$ for all i). The other eigenvalue $\lambda = 0$ is highly degenerate of multiplicity $N - 1$ and its eigenspace contains all vectors orthogonal to the uniform vector e . Writing the matrix elements of a RPFM as $G_{ij} = \langle G_{ij} \rangle + \delta G_{ij}$ we may consider the fluctuating part δG_{ij} as a perturbation which only weakly modifies the unperturbed eigenvector e for $\lambda = 1$ but for the eigenvalue $\lambda = 0$ we have to apply degenerate perturbation theory which requires the diagonalization of δG_{ij} . According to the theory of non-symmetric real random Gaussian matrices [5, 42, 43] it is well established that the complex eigenvalue density of such a matrix is uniform on a circle of radius $R = \sqrt{N}\sigma$ with σ^2 being the variance of the matrix elements. One can also expect that this holds for more general, non-Gaussian, distributions with finite variance provided that we exclude extreme long tail distribution where the typical values are much smaller than σ . Therefore we expect that the eigenvalue density of a RPFM is determined by a single parameter being the variance σ^2 of the matrix elements resulting in a uniform density on a circle of radius $R = \sqrt{N}\sigma$ around $\lambda = 0$, in addition to the unit eigenvalue $\lambda = 1$ which is always an exact eigenvalue due to sum normalization of columns.

We now consider different variants of RPFM. The first variant is a full matrix with each element uniformly distributed in the interval $[0, 2/N[$ which gives the variance $\sigma^2 = 1/(3N^2)$ and the spectral radius $R = 1/\sqrt{3N}$. The second variant is a sparse RPFM matrix with Q non-vanishing elements per column and which are uniformly distributed in the interval $[0, 2/Q[$. Then the probability distribution is given by $p(G) = (1 - Q/N)\delta(G) + (Q/N)\chi_{[0, 2/Q[}(G)$ where $\chi_{[0, 2/Q[}(G)$ is the characteristic function on the interval $[0, 2/Q[$ (with values being 1 for G in this interval and 0 for G outside this interval). The average is indeed $\langle G \rangle = 1/N$ and the vari-

TABLE I: Spreading of impact on "Theory of superconductivity" paper by "J. Bardeen, L. N. Cooper and J. R. Schrieffer (doi:10.1103/PhysRev.108.1175) by Google matrix G with $\alpha = 0.85$ and $\gamma = 0.5$

ImpactRank	DOI	Title of paper
1	10.1103/PhysRev.108.1175	Theory of superconductivity
2	10.1103/PhysRev.78.477	Isotope effect in the superconductivity of mercury
3	10.1103/PhysRev.100.1215	Superconductivity at millimeter wave frequencies
4	10.1103/PhysRev.78.487	Superconductivity of isotopes of mercury
5	10.1103/PhysRev.79.845	Theory of the superconducting state. i. the ground ...
6	10.1103/PhysRev.80.567	Wave functions for superconducting electrons
7	10.1103/PhysRev.79.167	The hyperfine structure of ni ⁶¹
8	10.1103/PhysRev.97.1724	Theory of the Meissner effect in superconductors
9	10.1103/PhysRev.81.829	Relation between lattice vibration and London ...
10	10.1103/PhysRev.104.844	Transmission of superconducting films ...

TABLE II: Spreading of impact on "Absence of diffusion in certain random lattices" paper by P. W. Anderson (doi:10.1103/PhysRev.109.1492) by Google matrix G . with $\alpha = 0.85$ and $\gamma = 0.5$

ImpactRank	DOI	Title of paper
1	10.1103/PhysRev.109.1492	Absence of diffusion in certain random lattices
2	10.1103/PhysRev.91.1071	Electronic structure of f centers: saturation of ...
3	10.1103/RevModPhys.15.1	Stochastic problems in physics and astronomy
4	10.1103/PhysRev.108.590	Quantum theory of electrical transport phenomena
5	10.1103/PhysRev.48.755	Theory of pressure effects of foreign gases on spectral lines
6	10.1103/PhysRev.105.1388	Multiple scattering by quantum-mechanical systems
7	10.1103/PhysRev.104.584	Spectral diffusion in magnetic resonance
8	10.1103/PhysRev.74.206	A note on perturbation theory
9	10.1103/PhysRev.70.460	Nuclear induction
10	10.1103/PhysRev.90.238	Dipolar broadening of magnetic resonance lines ...

TABLE III: Spreading of impact on "Theory of superconductivity" paper by "J. Bardeen, L. N. Cooper and J. R. Schrieffer (doi:10.1103/PhysRev.108.1175) by Google matrix G^* with $\alpha = 0.85$ and $\gamma = 0.5$

ImpactRank	DOI	Title of paper
1	10.1103/PhysRev.108.1175	Theory of superconductivity
2	10.1103/PhysRevB.77.104510	Temperature-dependent gap edge in strong-coupling ...
3	10.1103/PhysRevC.79.054328	Exact and approximate ensemble treatments of thermal ...
4	10.1103/PhysRevB.8.4175	Ultrasonic attenuation in superconducting molybdenum
5	10.1103/RevModPhys.62.1027	Properties of boson-exchange superconductors
6	10.1103/PhysRev.188.737	Transmission of far-infrared radiation through thin films ...
7	10.1103/PhysRev.167.361	Superconducting thin film in a magnetic field - theory of ...
8	10.1103/PhysRevB.77.064503	Exact mesoscopic correlation functions of the Richardson ...
9	10.1103/PhysRevB.10.1916	Magnetic field attenuation by thin superconducting lead films
10	10.1103/PhysRevB.79.180501	Exactly solvable pairing model for superconductors with ...

ance is $\sigma^2 = 4/(3NQ)$ (for $N \gg Q$) providing the spectral radius $R = 2/\sqrt{3Q}$. We may also consider a

sparse RPFM where we have exactly Q non-vanishing constant elements of value $1/Q$ in each column with ran-

TABLE IV: Spreading of impact on "Absence of diffusion in certain random lattices" paper by P. W. Anderson (doi:10.1103/PhysRev.109.1492) by Google matrix G^* . with $\alpha = 0.85$ and $\gamma = 0.5$

ImpactRank	DOI	Title of paper
1	10.1103/PhysRev.109.1492	Absence of diffusion in certain random lattices
2	10.1103/PhysRevA.80.053606	Effects of interaction on the diffusion of atomic ...
3	10.1103/RevModPhys.80.1355	Anderson transitions
4	10.1103/PhysRevE.79.041105	Localization-delocalization transition in hessian ...
5	10.1103/PhysRevB.79.205120	Statistics of the two-point transmission at ...
6	10.1103/PhysRevB.80.174205	Localization-delocalization transitions ...
7	10.1103/PhysRevB.80.024203	Statistics of renormalized on-site energies and ...
8	10.1103/PhysRevB.79.153104	Flat-band localization in the Anderson-Falicov-Kimball model
9	10.1103/PhysRevB.74.104201	One-dimensional disordered wires with Poschl-Teller potentials
10	10.1103/PhysRevB.71.235112	Critical wave-packet dynamics in the power-law bond ...

TABLE V: Spreading of impact on the article of "Napoleon" in English Wikipedia by Google matrix G and G^* . with $\alpha = 0.85$ and $\gamma = 0.5$

ImpactRank	Articles (G case)	Articles (G^* case)
1	Napoleon	Napoleon
2	French Revolution	List of orders of battle
3	France	Lists of state leaders by year
4	First French Empire	Names inscribed under the Arc de Triomphe
5	Napoleonic Wars	List of battles involving France
6	French First Republic	Order of battle of the Waterloo Campaign
7	Saint Helena	Napoleonic Wars
8	French Consulate	Wagram order of battle
9	French Directory	Departments of France
10	National Convention	Jena-Auerstedt Campaign Order of Battle

dom positions resulting in a variance $\sigma^2 = 1/(NQ)$ and $R = 1/\sqrt{Q}$. The theoretical predictions for these three variants of RPFM coincide very well with numerical simulations. In Fig. 16 the complex eigenvalue spectrum for one realization of each of the three cases is shown for $N = 400$ and $Q = 20$ clearly confirming the circular uniform eigenvalue density with the theoretical values of R . We also confirm numerically the scaling behavior of R as a function of N or Q .

Motivated by the Google matrices of DNA sequences [44], where the matrix elements are distributed with a power law, we also considered a power law variant of RPFM with $p(G) = D(1 + aG)^{-b}$ for $0 \leq G \leq 1$ and with an exponent $2 < b < 3$. The condition $G \leq 1$ is required because of the column sum normalization. The parameters D and a are determined by normalization and the average $\langle G \rangle = 1/N$. In the limit $N^{b-2} \gg 1$ we find $a \approx N/(b-2)$ and $D \approx N(b-1)/(b-2)$. For $b > 3$ the

variance would scale with $\sim N^{-2}$ resulting in $R \sim 1/\sqrt{N}$ as in the first variant with uniformly distributed matrix elements. However, for $b < 3$ this scaling is different and we find (for $N^{b-2} \gg 1$):

$$R = C(b) N^{1-b/2} \quad , \quad C(b) = (b-2)^{(b-1)/2} \sqrt{\frac{b-1}{3-b}} \quad . \quad (11)$$

Fig. 17 shows the results of numerical diagonalization for one realization with $N = 400$ and $b = 2.5$ such that we expect $R \sim N^{-0.25}$. It turns out that the circular eigenvalue density is rather well confirmed and the "theoretical radius" is indeed given by $R = \sqrt{N}\sigma$ if the variance σ^2 of matrix elements is determined by an average over the N^2 matrix elements of the given matrix. A study for different values of N with $50 \leq N \leq 2000$ also confirms the dependence $R = CN^{-\eta}$ with fit values $C = 0.67 \pm 0.03$ and $\eta = 0.22 \pm 0.01$. The value of

$\eta = 0.22$ is close to the theoretical value $1 - b/2 = 0.25$ but the prefactor $C = 0.67$ is smaller than its theoretical value $C(2.5) \approx 1.030$. This is due to the correlations introduced by the additional column sum normalization after drawing the random matrix elements. Furthermore for the power law model with $b < 3$ we should not expect a precise confirmation of the uniform circular density obtained for Gaussian distribution matrix elements. Actually, a more detailed numerical analysis of the density shows that the density for the power law model is not exactly uniform, in particular for values of b close to 2.

The important observation is that a generic RPFM (full, sparse or with power law distributed matrix elements) has a complex eigenvalue density rather close to a uniform circle of a quite small radius (depending on the parameters N , Q or b). The fact, that the realistic networks (e.g. certain university WWW-networks) have Google matrix spectra very different from this [10], shows that in these networks there is indeed a subtle network structure and that already slight random perturbations or variations immediately result in uniform circular eigenvalue spectra. This was already observed in [8, 9], where it was shown that certain modest random changes in the network links already provide such circular eigenvalue spectra.

We also determine the PageRank for the different variants of the RPFM, i.e. the eigenvector for the eigenvalue $\lambda = 1$. It turns out that it is rather uniform that is rather natural since this eigenvector should be close to the uniform vector e which is the ‘‘PageRank’’ for the average matrix $\langle G_{ij} \rangle = 1/N$. This also holds when we use a damping factor $\alpha = 0.85$ for the RPFM.

Following the above discussion about triangular networks (with $G_{ij} = 0$ for $i \geq j$) we also study numerically a triangular RPFM where for $j \geq 2$ and $i < j$ the matrix elements G_{ij} are uniformly distributed in the interval $[0, 2/(j-1)[$ and for $i \geq j$ we have $G_{ij} = 0$. Then the first column is empty, that means it corresponds to a dangling node and it needs to be replaced by $1/N$ entries. For the triangular RPFM the situation changes completely since here the average matrix $\langle G_{ij} \rangle = 1/(j-1)$ (for $i < j$ and $j \geq 2$) has already a non-trivial structure and eigenvalue spectrum. Therefore the argument of degenerate perturbation theory which allowed to apply the results of standard full non-symmetric random matrices does not apply here. In Fig. 16 one clearly sees that for $N = 400$ the spectra for one realization of a triangular RPFM and its average are very similar for the eigenvalues with large modulus but both do not have at all a uniform circular density in contrast to the RPRM models without the triangular constraint discussed above. For the triangular RPFM the PageRank behaves as $P(K) \sim 1/K$ with the ranking index K being close to the natural order of nodes $\{1, 2, 3, \dots\}$ that reflects the fact that the node 1 has the maximum of $N - 1$ incoming links etc.

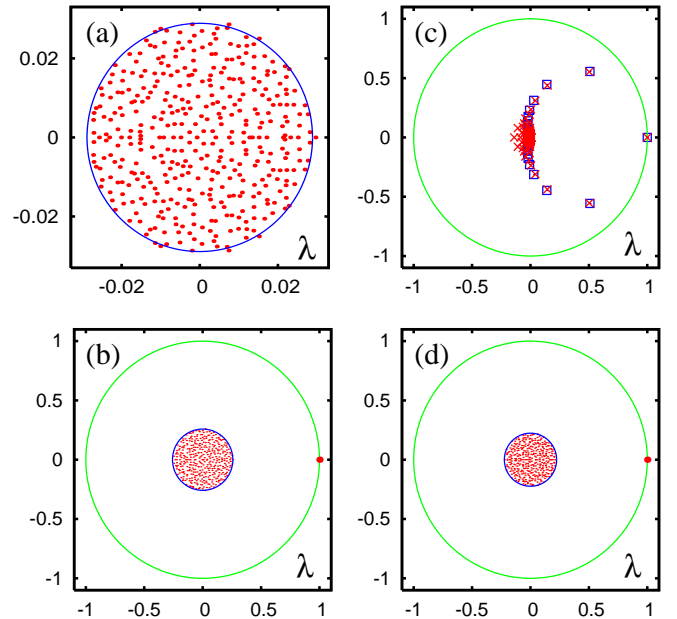


FIG. 16: (Color online) Panel (a) shows the spectrum (red/grey dots) of one realization of a full uniform RPFM with dimension $N = 400$ and matrix elements uniformly distributed in the interval $[0, 2/N[$; the blue/black circle represents the theoretical spectral border with radius $R = 1/\sqrt{3N} \approx 0.02887$. The unit eigenvalue $\lambda = 1$ is not shown due to the zoomed presentation range. Panel (c) shows the spectrum of one realization of triangular RPFM (red/grey crosses) with non-vanishing matrix elements uniformly distributed in the interval $[0, 2/(j-1)[$ and a triangular matrix with non-vanishing elements $1/(j-1)$ (blue/black squares); here $j = 2, 3, \dots, N$ is the index-number of non-empty columns and the first column with $j = 1$ corresponds to a dangling node with elements $1/N$ for both triangular cases. Panels (b), (d) show the complex eigenvalue spectrum (red/grey dots) of a sparse RPFM with dimension $N = 400$ and $Q = 20$ non-vanishing elements per column at random positions. Panel (b) (or (d)) corresponds to the case of uniformly distributed non-vanishing elements in the interval $[0, 2/Q[$ (constant non-vanishing elements being $1/Q$); the blue/black circle represents the theoretical spectral border with radius $R = 2/\sqrt{3Q} \approx 0.2582$ ($R = 1/\sqrt{Q} \approx 0.2236$). In panels (b), (d) $\lambda = 1$ is shown by a larger red dot for better visibility. The unit circle is shown by green/grey line (panels (b), (c), (d)).

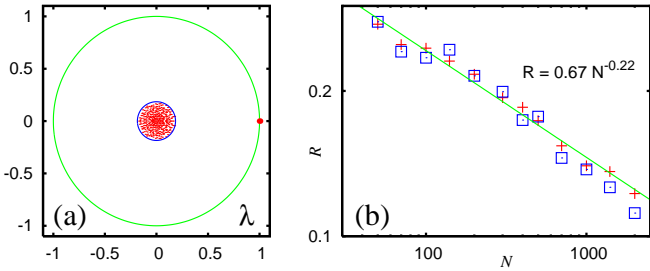


FIG. 17: (Color online) Panel (a) shows the spectrum (red/grey dots) of one realization of the power law RPFM with dimension $N = 400$ and decay exponent $b = 2.5$ (see text); the unit eigenvalue $\lambda = 1$ is shown by a large red/grey dot, the unit circle is shown by green/grey curve; the blue/black circle represents the spectral border with theoretical radius $R \approx 0.1850$ (see text). Panel (b) shows the dependence of the spectrum border radius on matrix size N for $50 \leq N \leq 2000$; red/grey crosses represent the radius obtained from theory (see text); blue/black squares correspond to the spectrum border radius obtained numerically from a small number of eigenvalues with maximal modulus; the green/grey line shows the fit $R = C N^{-\eta}$ of red/grey crosses with $C = 0.67 \pm 0.03$ and $\eta = 0.22 \pm 0.01$.

The study of above models shows that it is not so simple to find a good RPFM model which reproduces a typical spectral structure of real directed networks.

VIII. DISCUSSION

In this study we presented a detailed analysis of the spectrum of the CNPR for the period 1893 – 2009. It happens that the numerical simulations should be done with a high accuracy (up to $p = 16384$ binary digits for the rational interpolation method or $p = 768$ binary digits for the high precision Arnoldi method) to determine correctly the eigenvalues of the Google matrix of CNPR at small eigenvalues λ . Due to the time ordering of citations, the CNPR G matrix is close to the triangular form with a nearly nilpotent matrix structure. We show that special semi-analytical methods allow to determine efficiently the spectrum of such matrices. The eigenstates with large modulus of λ are shown to select specific communities of articles in certain research fields but there is no clear way on how to identify a community one is interested in.

The obtained results show that the spectrum of CNPR is characterized by the fractal Weyl law with the fractal dimension $d_f \approx 1$ and the growth exponent $b \approx 0.5$ being significantly smaller than unity. We think that the Phys. Rev. network has a structure which is typical for other citation networks and thus our result shows that the fractal Weyl law is a typical feature of citation networks.

The ranking of articles is analyzed with the help of PageRank and CheiRank vectors corresponding to forward and backward citation flows in time. It is shown that the correlations between these two vectors are small

and even negative that is similar to the case of Linux Kernel networks [27] and significantly different from networks of universities and Wikipedia. The 2DRanking on the PageRank-CheiRank plane allows to select articles which efficiently redistribute information flow on the CNPR.

To characterize the local impact propagation for a given article we introduce the concept of ImpactRank which efficiently determines its domain of influence.

Finally we perform the analysis of several models of RPFM showing that such full random matrices are very far from the realistic cases of directed networks. Random sparse matrices with a limited number Q of links per nodes seem to be closer to typical Google matrices concerning the matrix structure. However, still such random models give a rather uniform eigenvalue density with a spectral radius $\sim 1/\sqrt{Q}$ and also a flat PageRank distribution. Furthermore they do not capture the existence of quasi-isolated communities which generates quasi-degenerate spectrum at $\lambda = 1$. Further development of RPFM models is required to reproduce the spectral properties of real modern directed networks.

In summary, we developed powerful numerical methods which allowed us to determine numerically the exact eigenvalues and eigenvectors of the Google matrix of Physical Review. We demonstrated that this matrix is close to triangular matrices of large size where numerical errors can significantly affect the eigenvalues. We show that the techniques developed in this work allow to resolve such difficulties and obtain the exact spectrum in a semi-analytical manner. The eigenvectors of eigenvalues with $|\lambda| < 1$ are located on certain communities of articles related to specific scientific research subjects. We point that the random matrix models of Google matrices are still waiting their detailed development. Indeed, matrices with random elements have a spectrum being very different from the real one. Thus, while the random matrix theory of Hermitian and unitary matrices has been very successful (see e.g. [5]), a random matrix theory for Google matrices still waits its development. It is possible that the case of triangular matrices, which is rather similar to our CNPR case, can be a good starting point for development of such models.

IX. ACKNOWLEDGMENTS

We thank the American Physical Society for letting us use their citation database for Physical Review [15]. This research is supported in part by the EC FET Open project “New tools and algorithms for directed network analysis” (NADINE No 288956). This work was granted access to the HPC resources of CALMIP (Toulouse) under the allocation 2012-P0110.

Appendix A: Theory of triangular adjacency matrices

Let us briefly remind the analytical theory of [19] for pure triangular networks with a nilpotent matrix S_0 such that $S_0^l = 0$. For integers [19] the adjacency matrix is defined as $A_{mn} = k$ where k is a multiplicity defined as the largest integer such that m^k is a divisor of n and if $1 < m < n$, and $k = 0$ if $m = 1$ or $m = n$ or if m is not a divisor of n . Thus, we have $k = 0$ if m is not a divisor of n and $k \geq 1$ if m is a divisor of n different from 1 and n . The total size N of the matrix is fixed by the maximal considered integer. Then the Google matrix is constructed from A_{mn} following the standard rules described above. This network of integers gives an important example of a triangular Google matrix with a similar features also appearing in the Physical Review citation network. Below we discuss the general properties of such matrices.

For this we define the coefficients:

$$c_j = d^T S_0^j e/N \quad , \quad b_j = e^T S_0^j e/N \quad (\text{A1})$$

which are non-zero only for $j = 0, 1, \dots, l-1$. The fact that the non-vanishing columns of S_0 are sum normalized and that the other columns (corresponding to dangling nodes) are zero can be written as: $e^T S_0 = e^T - d^T$ implying $d^T = e^T(\mathbb{1} - S_0)$. Using this identify and the fact that $S_0^k = 0$ for $k \geq l$ we find:

$$\sum_{k=j}^{l-1} c_k = d^T(\mathbb{1} - S_0)^{-1} S_0^j e/N = e^T S_0^j e/N = b_j \quad (\text{A2})$$

and in particular for $j = 0$ we obtain the sum rule $\sum_{k=0}^{l-1} c_k = 1$ and for $j = l-1$ the identity $b_{l-1} = c_{l-1}$.

Consider now a right eigenvector ψ of S with eigenvalue λ . If $d^T \psi = 0$ we find from (4) that ψ is also an eigenvector of S_0 and since S_0 is nilpotent the eigenvalue must be $\lambda = 0$. Therefore for $\lambda \neq 0$ we have necessarily $d^T \psi \neq 0$ and with the appropriate normalization of ψ we have $d^T \psi = 1$ that implies together with the eigenvalue equation: $\psi = (\lambda \mathbb{1} - S_0)^{-1} e/N$ where the matrix inverse is well defined for $\lambda \neq 0$. The eigenvalue is determined by the condition:

$$0 = \lambda^l (1 - d^T \psi) = \lambda^l \left(1 - d^T \frac{\mathbb{1}}{\lambda \mathbb{1} - S_0} e/N \right) . \quad (\text{A3})$$

Since S_0 is nilpotent we may expand the matrix inverse in a finite series and therefore the eigenvalue λ is the zero of the reduced polynomial of degree l :

$$\mathcal{P}_r(\lambda) = \lambda^l - \sum_{j=0}^{l-1} \lambda^{l-1-j} c_j \quad (\text{A4})$$

where the coefficients c_j are given by (A1). Using $d^T = e^T(\mathbb{1} - S_0)$ we may rewrite (A3) in the form:

$$0 = \lambda^l \left(1 - e^T \frac{\mathbb{1} - S_0}{\lambda \mathbb{1} - S_0} e/N \right) = (\lambda - 1) \lambda^l e^T \frac{\mathbb{1}}{\lambda \mathbb{1} - S_0} e/N \quad (\text{A5})$$

which gives another expression for the reduced polynomial:

$$\mathcal{P}_r(\lambda) = (\lambda - 1) \sum_{j=0}^{l-1} \lambda^{l-1-j} b_j \quad (\text{A6})$$

using the coefficients b_j and confirming explicitly that $\lambda = 1$ is indeed an eigenvalue of S . The expression (A6) can also be obtained by a direct calculation from (A2) and (A4).

Since the reduced polynomial has at most l zeros λ_j ($\neq 0$ since $c_{l-1} = b_{l-1} \neq 0$) we find that there are at most l non-vanishing eigenvalues of S given by these zeros. They can also be obtained as the eigenvalues of a “small” $l \times l$ matrix. To see this let us define the following set of vectors v_j for $j = 1, \dots, l$ by $v_j = c_{j-1}^{-1} S_0^{j-1} e/N$ where we have chosen to apply the prefactor c_{j-1}^{-1} to the vector $S_0^{j-1} e/N$ [30]. From (4) and (A1) one finds that Sv_j can be expanded in the other vectors v_k as

$$Sv_j = \frac{c_j}{c_{j-1}} v_{j+1} + c_0 v_1 = \sum_{k=1}^l \bar{S}_{kj} v_k \quad (\text{A7})$$

where \bar{S}_{kj} are the matrix elements of the $l \times l$ representation matrix

$$\bar{S} = \begin{pmatrix} c_0 & c_0 & \cdots & c_0 & c_0 \\ c_1/c_0 & 0 & \cdots & 0 & 0 \\ 0 & c_2/c_1 & \cdots & 0 & 0 \\ \vdots & \vdots & \ddots & \vdots & \vdots \\ 0 & 0 & \cdots & c_{l-1}/c_{l-2} & 0 \end{pmatrix} . \quad (\text{A8})$$

Note that for the last vector v_l we have $Sv_l = c_0 v_1$ since $c_l = 0$ and therefore the matrix \bar{S} provides a closed and mathematically exact representation of S on the l -dimensional subspace generated by v_1, \dots, v_l . Furthermore one can easily verify (by a recursive calculation in l) that the characteristic polynomial of \bar{S} coincides with the reduced polynomial (A4). Therefore numerical diagonalization of \bar{S} provides an alternative method to compute the non-vanishing eigenvalues of S . In principle one can also determine directly the zeros of the reduced polynomial by the Newton-Maehly method and in [19] this was indeed done for cases with very modest values of $l \leq 29$. However, here for the triangular CNPR we have $l = 352$ and the coefficients c_j become very small, especially: $c_{l-1} \approx 3.6 \times 10^{-352}$ a number which is (due to the exponent) outside the range of 64 bit standard double-precision numbers (IEEE 754) with 52 bits for the mantissa, 10 bits for the exponent (with respect to 2) and two bits for the signs of mantissa and exponent. This exponent range problem is not really serious and can for example be circumvented by a smart reformulation of the algorithm to evaluate the ratio $\mathcal{P}_r(\lambda)/\mathcal{P}'_r(\lambda)$ using only ratios c_j/c_{j-1} which do not have this exponent range problem. However, it turns out that in this approach the

convergence of the Newton-Maehly method using double-precision arithmetic is very bad for many zeros and does not provide reliable results. Below in Appendix B we show how this problem can be solved using high precision calculations but for the moment we mention that one may also try another approach by diagonalizing numerically the representation matrix \tilde{S} given in (A8) which also depends on the ratios c_j/c_{j-1} .

Appendix B: Effects of numerical errors and high precision computations

We remind that the Arnoldi method determines an orthonormal set of vectors $\zeta_1, \zeta_2, \zeta_3, \dots, \zeta_{n_A}$ where the first vector ζ_1 is obtained by normalizing a given initial vector and ζ_{j+1} is obtained by orthonormalizing $S\zeta_j$ to the previous vectors determined so far. It is obvious due to (A7) that for the initial uniform vector e each ζ_j is given by a linear combination of the vectors v_k with $k = 1, \dots, j$. Since the subspace of v_k for $k = 1, \dots, l$ is closed with respect to applications of S the Arnoldi method should, in theory, break off at $n_A = l$ with a zero coupling element. The latter is given as the norm of $S\zeta_l$ orthogonalized to ζ_1, \dots, ζ_l and if this norm vanishes the vector ζ_{l+1} cannot be constructed and the Arnoldi method has completely explored an S -invariant subspace of dimension l .

However, due to a strong effect of round-off errors and the fact that the vectors v_j are numerically “nearly” linearly dependent the last coupling element does not vanish numerically (when using double-precision) and the Arnoldi method produces a cloud of numerically incorrect eigenvalues due to the Jordan blocks which are mathematically outside the representation space (defined by the vectors v_j) but which are still explored due to round-off errors and clearly visible in Fig. 5. The double-precision spectrum of \tilde{S} seems to provide well defined eigenvalues in the range where the Arnoldi method produces the “Jordan block cloud” but outside this cloud both spectra coincide only partly, mainly for the eigenvalues with largest modulus and positive real part. For the eigenvalues with negative real part there are considerable deviations. As can be seen in Fig. 6 the eigenvalues produced by the Arnoldi method at double-precision are reliable provided that they are well *outside* the Jordan block cloud of incorrect eigenvalues. Therefore the deviations outside the Jordan block cloud show that the numerical double-precision diagonalization of the representation matrix \tilde{S} is not reliable as well but here the effect of numerical errors is quite different as for the Arnoldi method as it is explained below.

In order to obtain an alternative and reliable numerical method to determine the spectrum of the triangular CNRP we have also tried to determine the zeros of the reduced polynomial using higher precision numbers with 80 or even 128 bits (quadruple precision) which helps to solve the (minor) exponent range problem (mentioned

in Appendix A) because these formats use more bits for the exponent. However, there are indeed two other serious numerical problems. First it turns out that in a certain range of the complex plane around $\text{Re}(\lambda) \approx -0.1$ to -0.2 and $\text{Im}(\lambda) \leq 0.1$ the numerical evaluation of the polynomial suffers in a severe way from an alternate sign problem with a strong loss of significance. Second the zeros of the polynomial depend in a very sensitive way on the precision of the coefficients c_j (see below). We have found that even 128 bit numbers are not sufficient to obtain all zeros with a reasonable graphical precision.

Therefore we use the very efficient GNU Multiple Precision Arithmetic Library (GMP library) [31]. With this library one has 31 bits for the exponent and one may chose an arbitrary number of bits for the mantissa. We find that using 256 bits (binary digits) for the mantissa the complex zeros of the reduced polynomial can be determined with a precision of 10^{-18} . In this case the convergence of the Newton-Maehly method is very nice and we find that the sum (and product) of the complex zeros coincide with a high precision with the theoretical values c_0 (respectively: $(-1)^{l-1}c_{l-1}$) due to (A4). We have also tested different ways to evaluate the polynomial, such as Horner scheme versus direct evaluation of the sum and for both methods using both expressions (A4) and (A6). It turns out that with 256 binary digits during the calculation the zeros obtained by the different variants of the method coincide very well within the required precision of 10^{-18} . Of course the coefficients c_j or b_j given by (A1) need also to be evaluated with the precision of 256 binary digits but there is no problem of using high precision vectors since the non-vanishing matrix elements of S_0 are rational numbers that allow to perform the evaluation of the vectors $S_0^j e/N$ with arbitrary precision. We also tested a random modification of c_j according to $c_j \rightarrow c_j(1 + 10^{-16}X)$ where X is a random number in the interval $] -0.5, 0.5[$. This modification gives significant differences of the order of 10^{-2} to 10^{-1} for some of the complex zeros and which are well visible in the graphical representation of the spectra. Therefore, the spectrum depends in a very sensitive way on these coefficients and it is now quite clear that numerical double-precision diagonalization of \tilde{S} , which depends according to (A8) on the values c_j , cannot provide accurate eigenvalues simply because the double-precision round-off errors of c_j imply a sensitive change of eigenvalues. In particular some of the numerical eigenvalues of \tilde{S} differ quite strongly from the high precision zeros of the reduced polynomial.

In order to study more precisely the effect of the numerical instability of the Arnoldi method due to the Jordan blocks we also use the GMP library to increase the numerical precision of the Arnoldi method. To be precise we implement the first part of this method, the *Arnold iteration* in which the $n_A \times n_A$ Arnoldi representation matrix is determined by the Gram-Schmidt orthogonalization procedure, using high precision numbers while for the second step, the numerical diagonalization of this representation matrix, we keep the standard double-

precision. It turns that only the first step is numerically critical. Once the Arnoldi representation matrix is obtained in a careful and precise way, it is numerically well conditioned and its numerical diagonalization works well with only double-precision.

Appendix C: Theory of degenerate eigenvalues

In order to understand the mechanism of the degenerate core space eigenvalues visible in Fig. 8 we extend the argumentation of Appendix A for triangular CNPR to the case of nearly triangular networks. Consider again the matrix S given by Eq. (4) but now S_0 is not nilpotent. There are two groups of eigenvectors ψ of S with eigenvalue λ . The first group is characterized by the orthogonality $d^T \psi = 0$ of the eigenvector ψ with respect to the dangling vector d and the second group is characterized by the non-orthogonality $d^T \psi \neq 0$. In the following, we describe efficient methods to determine all eigenvalues of the first group and a considerable number of eigenvalues of the second group. We note that for the case of a purely triangular network the first group contains only eigenvectors for the eigenvalue 0 and the second group contains the eigenvectors for the l non-vanishing eigenvalues as discussed in Appendix A. In principle there are also complications due to generalized eigenvectors (associated to non-trivial Jordan blocks) but they appear mainly for the eigenvalue zero and for the moment we do not discuss these complications.

First we note that the subspace eigenvectors of S belong to the first group because the nodes of the subspaces of S cannot contain dangling nodes which, by construction of S , are linked to any other node and therefore belong to the core space. Since any subspace eigenvector ψ has non-vanishing values only for subspace nodes being different from dangling nodes we have obviously $d^T \psi = 0$. We also note that an eigenvector of S of the first group with $d^T \psi = 0$ is due to (4) also an eigenvector of S_0 with the same eigenvalue.

For the remaining eigenvectors in the first group one might try to diagonalize the matrix S_0 and check for each eigenvector of S_0 if the identity $d^T \psi = 0$ holds in which case we would obtain an eigenvector of S of the first group but generically, and apart from the subspace eigenvectors, there is no reason that eigenvectors of S_0 with isolated non-degenerate eigenvalues obey this identity. However, if we have an eigenvalue of S_0 with a degeneracy $m \geq 2$ we may construct by suitable linear combinations $m - 1$ linearly independent eigenvectors of S_0 which also obey $d^T \psi = 0$ and therefore this eigenvalue with degeneracy m of S_0 is also an eigenvalue with degeneracy $m - 1$ of S . In order to determine the degenerate eigenvalues of S_0 it is useful to determine the subspaces of S_0 which (in contrast to the subspaces of S) may contain dangling nodes. Actually, each dangling node is a trivial invariant subspace (for S_0) of dimension 1 with a network matrix of size 1×1 and being zero. Explicitly we have

implemented the following procedure: first we determine the subspaces of S (with 71 nodes in total) and remove these nodes from the network. Then we determine all subspaces of S_0 whose dimension is below 10. Each time such a subspace is found its nodes are immediately removed from the network. When we have tested in a first run all nodes as potential subspace nodes the procedure is repeated until no new subspaces of maximal dimension 10 are found since removal of former subspaces may have created new subspaces. Then the limit size of 10 is doubled to 20, 40, 80 etc. to ensure that we do not miss large subspaces. However, for the CNPR it turns out that the limit size of 10 allows to find all subspaces. In our procedure a subsequently found subspace may potentially have links to a former subspace leading to a block-triangular (and not block-diagonal) structure as it was done in ref. [10]). This method to determine “relative” subspaces of a network already reduced by former subspaces is more convenient for the CNPR which is nearly triangular and it allows also to determine correctly all subspace eigenvalues by diagonalizing each relative subspace network. The removal of subspace nodes of S and S_0 reduces the network size from $N = 463348$ to 404959. In the next step we remove in the same way the subspaces of the transpose S_0^T of S_0 (since the eigenvalues of S_0^T and S_0 are the same) which reduces the network size furthermore to 90965. In total this procedure provides a block triangular structure of S_0 as:

$$S_0 = \begin{pmatrix} S_1 & * & \cdots & & \cdots & * \\ 0 & S_2 & * & & & \vdots \\ \vdots & \ddots & \ddots & \ddots & & \vdots \\ & & & 0 & B & * \\ \vdots & & & & & 0 & T_1 & * & \vdots \\ \vdots & & & & & & & 0 & T_2 & * \\ 0 & \cdots & & & \cdots & \ddots & \ddots & & & \end{pmatrix} \quad (\text{C1})$$

where S_1, S_2, \dots represent the diagonal subblocks associated to the subspaces of S and S_0 while T_1, T_2, \dots represent the diagonal subblocks associated to the subspaces of S_0^T and B is the “bulk” part for the remaining network of 90965 nodes. The stars represent potential non-vanishing entries whose values do not influence the eigenvalues of S_0 . The subspace blocks S_1, S_2, \dots and T_1, T_2, \dots which are individually of maximal dimension 10 can be directly diagonalized and it turns that out of 372382 eigenvalues in these blocks only about 4000 eigenvalues (counting degeneracies) or 950 eigenvalues (non-counting degeneracies) are different from zero. Most of these eigenvalues are not degenerate and are therefore not eigenvalues of S but there are still quite many degenerate eigenvalues at $\lambda = \pm 1/\sqrt{n}$ with $n \geq 2$ taking small integer values and who are also eigenvalues of S with a degeneracy reduced by one.

Concerning the bulk block B we can write it in the

TABLE VI: Degeneracies of the eigenvalues with largest modulus for the whole CNPR whose eigenvectors ψ belong to the first group and obey the orthogonality $d^T \psi = 0$ with the dangling vector d .

form $B = B_0 + f_1 e_1^T$ where f_1 is the first column vector of B and $e_1^T = (1, 0, \dots, 0)$. The matrix B_0 is obtained from B by replacing its first column to zero. We can apply the above argumentation between S and S_0 in the same way to B and B_0 , i.e. the degenerate eigenvalues of B_0 with degeneracy m are also eigenvalues of B with degeneracy $m - 1$ (with eigenvectors obeying $e_1^T \psi = 0$) and therefore eigenvalues of S with degeneracy $m - 2$. The matrix B_0 is decomposed in a similar way as in (C1) with subspace blocks, which can be diagonalized numerically, and a new bulk block \tilde{B} of dimension 63559 and which may be treated in the same way by taking out its first column. This procedure provides a recursive scheme which after 9 iterations stops with a final bulk block of zero size. At each iteration we keep only subspace eigenvalues with degeneracies $m \geq 2$ and which are joined with reduced degeneracies $m - 1$ to the subspace spectrum of the previous iteration. For this joined spectrum we keep again only eigenvalues with degeneracies $m \geq 2$ which are joined with the subspace spectrum of the next higher level etc.

In this way we have determined all eigenvalues of S_0 with a degeneracy $m \geq 2$ which belong to the eigenvalues of S of the first group. Including the direct subspace of S there are 4999 non-vanishing eigenvalues (counting degeneracies) or 442 non-vanishing eigenvalues (non-counting degeneracies). The degeneracy of the zero eigenvalue (or the dimension of the generalized kernel) is found by this procedure to be 455789 but this would only be correct assuming that there are no general eigenvectors of higher order (representation vectors of non-trivial Jordan blocks) which is clearly not the case. The Jordan subspace structure of the zero eigenvalue complicates the argumentation. Here at each iteration step the degeneracy has to be reduced from m to $m - D$ where $D > 1$ is the dimension of the maximal Jordan block since each generalized eigenvector at a given order has to be treated as an independent vector when constructing vectors obeying the orthogonality with respect to the dangling vector d . Therefore the degeneracy of the zero eigenvalue cannot be determined exactly but we may estimate its degeneracy of about ~ 455000 out of 463348 nodes in total. This implies that the number of non-vanishing eigenvalues is about $\sim 8000 - 9000$ which is considerably larger than the value of 352 for the triangular CNPR but still much smaller than the total network size.

In Table VI we provide the degeneracies for some of the eigenvalues $\pm 1/\sqrt{n}$ for integer n in the range $1 \leq n \leq 25$. The degeneracies for $+1/\sqrt{n}$ and $-1/\sqrt{n}$ are identical for non-square numbers n (with non-integer \sqrt{n}) and different for square numbers (with integer \sqrt{n}). Apparently for non-square numbers the eigenvalues are only gener-

ated from effective 2×2 blocks:

$$\begin{pmatrix} 0 & 1/n_1 \\ 1/n_2 & 0 \end{pmatrix} \Rightarrow \lambda = \pm \frac{1}{\sqrt{n_1 n_2}} \quad (\text{C2})$$

with positive integers n_1 and n_2 such that $n = n_1 n_2$ while for square numbers $n = m^2$ they may be generated by such blocks or by simple 1×1 blocks containing $1/m$ such that the degeneracy for $+1/\sqrt{n} = +1/m$ is larger than the degeneracy for $-1/\sqrt{n} = -1/m$. Furthermore, statistically the degeneracy is smaller for prime numbers n or numbers with less factorization possibilities and larger for numbers with more factorization possibilities. The Arnoldi method (with 52 binary digits for double-precision arithmetic and $n_A = 8000$) provides according to the sizes of the plateaux visible in Fig. 8 the overall approximate degeneracies ~ 60 for $|\lambda| = 1/\sqrt{2}$ (i.e. $\pm 1/\sqrt{2}$ counted together), ~ 50 for $|\lambda| = 1/\sqrt{3}$ and ~ 115 for $|\lambda| = 1/2$. These values are coherent with (but slightly larger than) the values 54, 40 and 110 taken from Table VI. Actually, as we will see below, the slight differences between the degeneracies obtained from Fig. 8 and from Table VI are indeed relevant and correspond to some eigenvalues of the second group which are close but not identical to $\pm 1/\sqrt{2}$, $\pm 1/\sqrt{3}$ or $\pm 1/2$ and do not contribute in Table VI.

Appendix D: Rational interpolation method

We now consider the eigenvalues λ of S for the eigenvectors of the second group with non-orthogonality $d^T \psi \neq 1$ or $d^T \psi = 1$ after proper renormalization of ψ . Now ψ cannot be an eigenvector of S_0 and λ is not an eigenvalue of S_0 . Similarly as in Appendix A the eigenvalue equation $S\psi = \lambda\psi$, the condition $d^T \psi = 1$ and (4) imply that the eigenvalue λ of S is a zero of the rational function

$$\mathcal{R}(\lambda) = 1 - d^T \frac{\mathbb{1}}{\lambda \mathbb{1} - S_0} e/N = 1 - \sum_{j,q} \frac{C_{jq}}{(\lambda - \rho_j)^q} \quad (\text{D1})$$

where we have formally expanded the vector e/N in eigenvectors of S_0 and with ρ_j being the eigenvalues of S_0 and q is the *order* of the eigenvector of ρ_j used in this expansion, i.e. $q = 1$ for simple eigenvectors and $q > 1$ for generalized eigenvectors of higher order due to Jordan blocks. Note that even the largest possible value of q for a given eigenvalue may be (much) smaller than its multiplicity m . Furthermore the case of simple repeating eigenvalues (with simple eigenvectors) with higher multiplicity $m > 1$ leads only to several identical terms $\sim (\lambda - \rho_j)^{-1}$ for any eigenvector of this eigenvalue thus all contributing to the coefficients C_{jq} and whose precise values we do not need to know in the following. For us the important point is that the second identity in (D1) establishes that $\mathcal{R}(\lambda)$ is indeed a rational function whose denominator and numerator polynomials have the same

degree and whose poles are (some of) the eigenvalues of S_0 .

We mention that one can also show by a simple determinant calculation (similar to a calculation shown in [19] for triangular networks with nilpotent S_0) that:

$$P_S(\lambda) = P_{S_0}(\lambda) \mathcal{R}(\lambda) \quad (\text{D2})$$

where $P_S(\lambda)$ [or $P_{S_0}(\lambda)$] is the characteristic polynomial of S (S_0). Therefore those zeros of $\mathcal{R}(\lambda)$ which are not zeros of $P_{S_0}(\lambda)$ (i.e. not eigenvalues of S_0) are indeed zeros of $P_S(\lambda)$ (i.e. eigenvalues of S) since there are not poles of $\mathcal{R}(\lambda)$. Furthermore, generically the *simple* zeros $P_{S_0}(\lambda)$ also appear as poles in $\mathcal{R}(\lambda)$ and are therefore not eigenvalues of S . However, for a zero of $P_{S_0}(\lambda)$ (eigenvalue of S_0) with *higher multiplicity* $m > 1$ (and unless m is equal to the maximal Jordan block order q associated to this eigenvalue of S_0) the corresponding pole in $\mathcal{R}(\lambda)$ only reduces the multiplicity to $m - 1$ (or $m - q$ in case of higher order generalized eigenvectors) and we have also a zero of $P_S(\lambda)$ (eigenvalue of S). Some of the eigenvalues of S_0 , whose eigenvectors ψ are orthogonal to the dangling vector ($d^T \psi = 0$) and do not contribute in the expansion in (D1), are not poles of $\mathcal{R}(\lambda)$ and therefore also eigenvalues of S . This concerns essentially the direct subspace eigenvalues of S which are also direct subspace eigenvalues of S_0 as already discussed in Appendix C. In total the identity (D2) confirms exactly the above picture that there are two groups of eigenvalues and with the special role of direct subspace eigenvalues belonging to the first group.

Our aim is to determine numerically the zeros of the rational function $\mathcal{R}(\lambda)$. In order to evaluate this function we expand the first identity in (D1) in a matrix geometric series and we obtain

$$\mathcal{R}(\lambda) = 1 - \sum_{j=0}^{\infty} c_j \lambda^{-1-j} \quad (\text{D3})$$

with the coefficients c_j defined in (A1) and provided that this series converges. In Appendix A, where we discussed the case of a nilpotent matrix S_0 with $S_0^l = 0$, the series was finite and for this particular case we had $\mathcal{R}(\lambda) = \lambda^{-l} \mathcal{P}_r(\lambda)$ where $\mathcal{P}_r(\lambda)$ was the reduced polynomial defined in (A4) and whose zeros provided the l non-vanishing eigenvalues of S for nilpotent S_0 .

However, for the CNPR the series are infinite since all c_j are different from zero. One may first try a crude approximation and simply replace the series by a finite sum for $j < l$ and using some rather large cutoff value for l and determine the zeros in the same way as for the nilpotent case (high precision calculation of the zeros of the reduced polynomial of degree l). It turns that in this way we obtain correctly the largest core space eigenvalue of S as $\lambda_1 = 0.999751822283878$ which is also obtained by (any variant of) the Arnoldi method. However, the other zeros obtained by this approximation lie all on a circle of radius ≈ 0.9 in the complex plane and obviously do not represent any valid eigenvalues. Increasing the cutoff

value l does not help either and it increases only the density of zeros on this circle. To understand this behavior we note that in the limit $j \rightarrow \infty$ the coefficients c_j behave as $c_j \propto \rho_1^j$ where $\rho_1 = 0.902448280519224$ is the largest eigenvalue of the matrix S_0 with an eigenvector non-orthogonal to d . Note that the matrix S_0 has also some degenerate eigenvalues at $+1$ and -1 but these eigenvalues are obtained from the direct subspace eigenvectors of S (which are also direct subspace eigenvectors of S_0) and which are orthogonal to the dangling vector d and do not contribute in the rational function (D1). It turns actually out that the eigenvalue ρ_1 is also the largest *subspace space* eigenvalue of S_0 (after having removed the direct subspace nodes of S). By analyzing explicitly the small-dimensional subspace related to this eigenvalue one can show that ρ_1 is given as the largest solution of the polynomial equation $x^3 - \frac{2}{3}x - \frac{2}{15} = 0$ and can therefore be expressed as $\rho_1 = 2 \operatorname{Re}[(9 + i\sqrt{119})^{1/3}]/(135)^{1/3}$. The asymptotic behavior $c_j \propto \rho_1^j$ is also confirmed by the direct numerical evaluation of c_j . Therefore the series (D3) converges only for $|\lambda| > \rho_1$ and a simple (even very large) cutoff in the sum implies that only eigenvalues $|\lambda_j| > \rho_1$ can be determined as a zero of the finite sum. The only eigenvalue respecting this condition is the largest core space eigenvalue λ_1 given above.

One may try to improve this by a “better” approximation which consists of evaluating the sum exactly up to some value l and than to replace the remaining sum as a geometric series with the approximation: $c_j \approx c_l \rho_1^{j-l}$ for $j \geq l$ and with ρ_1 determined as the ratio $\rho_1 = c_l/c_{l-1}$ (which provides a sufficient approximation) or taken as its exact (high precision) value. This improved approximation results in $\mathcal{R}(\lambda) \approx \lambda^{-l}(\lambda - \rho_1)^{-1} \mathcal{P}(\lambda)$ with a polynomial $\mathcal{P}(\lambda)$ whose zeros provide in total four correct eigenvalues. Apart from λ_1 it also gives $\lambda_2 = 0.902445536212661$ (note that this eigenvalue of S is very close but different to the eigenvalue ρ_1 of S_0) and $\lambda_{3,4} = 0.765857950563684 \pm i 0.251337495625571$ such that $|\lambda_{3,4}| = 0.806045245100386$. All these four core space eigenvalues coincide very well with the first four eigenvalues obtained from the Arnoldi method. However, the other zeros of the Polynomial $\mathcal{P}(\lambda)$ lie again on a circle, now with a reduced radius ≈ 0.7 , and do not coincide with eigenvalues of S . This can be understood by the fact that the coefficients c_j obey for $j \rightarrow \infty$ the more precise asymptotic expression $c_j \approx C_1 \rho_1^j + C_2 \rho_2^j + C_3 \rho_3^j + \dots$ with the next eigenvalues $\rho_2 = 1/\sqrt{2} \approx 0.707$ and $\rho_3 = -\rho_2$. Here the first term $C_1 \rho_1^j$ is dealt with analytically by the replacement of the geometric series but the other terms create a new convergence problem. Therefore the improved approximation allows only to determine the four core space eigenvalues with $|\lambda_j| > |\rho_{2,3}| = 1/\sqrt{2}$. To obtain more valid eigenvalues it seems to be necessary to sum up by geometric series many of the next terms, not only the next two terms due to ρ_2 and ρ_3 , but also the following terms of smaller eigenvalues ρ_j of S_0 . In other words the exact pole structure of the rational function

$\mathcal{R}(\lambda)$ has been kept as best as possible.

Therefore due to the rational structure of the function $\mathcal{R}(\lambda)$ with many eigenvalues ρ_j of S_0 that determine its precise pole structure we suggest the following numerical approach using high precision arithmetic. For a given number p of binary digits, e.g. $p = 1024$, we determine the coefficients c_j for $j < l$ where the cutoff value

$$l \approx \frac{\ln(1 - \rho_1) - p \ln(2)}{\ln(\rho_1)} \approx 6.753 p + \text{const.} \quad (\text{D4})$$

is sufficiently large to evaluate the sum (D3) accurately in the given precision of p binary digits (error below 2^{-p}) for *all complex values λ on the unit circle*, i.e. $|\lambda| = 1$, where the series converges well. Furthermore we choose a number n_R of “eigenvalues” we want to calculate, e.g. $n_R = 300$, and evaluate the rational function $\mathcal{R}(z)$ at $n_S = 2n_R + 1$ support points $z_j = \exp(2\pi i j/n_S)$ ($j = 0, \dots, n_S - 1$) uniformly distributed on the unit circle using the series (D3). Then we calculate the rational function $R_I(z)$ which interpolates $\mathcal{R}(z)$ at the n_S support points z_j , $R_I(z_j) = \mathcal{R}(z_j)$, using Thiele’s interpolation formula. Then the numerator and denominator polynomials of $R_I(z)$ are both of degree n_R . Thiele’s interpolation formula expresses $R_I(z)$ in terms of a continued fraction expansion using inverse differences. This method is quite standard and well described in the literature of numerical mathematics, see for example [32]. After having evaluated a table of n_S inverse differences (with $n_S^2/2$ operations) one can evaluate arbitrary values of $R_I(z)$ using the continued fraction expansion (with n_S operations). It is not very difficult to derive from the continued fraction expansion a recursive scheme to evaluate the values of the numerator and denominator polynomials separately as well as their derivatives. Using this scheme we determine the n_R complex zeros of the numerator polynomial using the (high precision variant of the) Newton-Maehly method. These zeros correspond to the zeros of the rational functional $\mathcal{R}(z)$ and are taken as approximate eigenvalues of the matrix S of the second group. The main idea of this approach is to evaluate these zeros from the analytical continuation of $\mathcal{R}(z)$ using values for $|z| = 1$ to determine its zeros well inside the unit circle.

We also consider a second variant of the method where the number of support points $n_S = 2n_R + 2$ is even (instead of $n_S = 2n_R + 1$ being odd as for the first variant). In this case the numerator polynomial is of degree $n_R + 1$ (instead of n_R) while the denominator polynomial is of degree n_R and we choose to interpolate the inverse of the rational function $1/\mathcal{R}(z)$ (instead of $\mathcal{R}(z)$ itself) by $R_I(z)$ such that the zeros of $\mathcal{R}(z)$ are given by the n_R zeros of the denominator (instead of the numerator) polynomial of $R_I(z)$.

The number n_R must not be too small in order to well

approximate the second identity in (D1) by the fit function. On the other hand for a given precision of p binary digits the number of n_R must not be too large as well because the coefficients c_j , which may be written as the expansion $c_j = \sum_\nu C_\nu \rho_\nu^j$, do not contain enough information to resolve its structure for the smaller eigenvalues ρ_j of S_0 . Therefore for too large values of n_R (for a given precision), we obtain additional artificial zeros of the numerator polynomial (or of the denominator polynomial for the second variant) of $R_I(z)$, mostly close to the unit circle, somehow as additional nodes around the support points.

It turns out that for the proper combination of p and n_R values the method provides highly accurate eigenvalues and works astonishingly well. In particular for values of n_R below a certain threshold (depending on the precision p) both variants of the method with odd or even number of support points provide numerically identical zeros (with final results rounded to 52 binary digits) which indeed coincide very accurately (for most of them) with the eigenvalues of S we want to determine.

We remind that the rational interpolation method allows only to determine the eigenvalues of S of the second group, i.e. the eigenvalues which are not eigenvalues of S_0 and whose eigenvectors obey $d^T \psi \neq 0$. The eigenvalues of the first group (with $d^T \psi = 0$) have to be determined separately by the scheme of degenerate subspace eigenvalues of S_0 described in Appendix C. In particular the eigenvalues given in Table VI and belonging to the first group are not zeros of the rational function $\mathcal{R}(z)$ (they are actually poles of this function) but it turns out that there are some zeros of $\mathcal{R}(z)$ which are very close but not identical to some of the values in Table VI. For example the rational interpolation method provides the following zeros: $1/2 + 3.13401098 \times 10^{-5}$, $1/2 + 1.3279300 \times 10^{-7}$, $1/\sqrt{2} - 1.1597 \times 10^{-10}$ or $1/\sqrt{2} - 6.419004 \times 10^{-8}$ which are indeed accurate in the given precision since they are stable for all values of $p \geq 1024$ and the corresponding maximal value of n_R and we have stopped the Newton iteration when the error of a zero was clearly below 10^{-18} . These zeros are also found with the same precision in the data of the high precision Arnoldi method for the three different values of 256, 512 or 768 binary digits. However, based only on results of the Arnoldi method it is not really clear if the small corrections to $1/2$ or $1/\sqrt{2}$ are real and exact or numerically artificial since the Arnoldi method has indeed problems with degenerate and clustered eigenvalues [17]. Therefore the rational interpolation method provides an independent and strong confirmation of the accuracy of these type of eigenvalues. We attribute their existence to a quasi-subspace structure, similarly as discussed in [10], with a matrix subblock as in (C2) but which is still very weakly coupled (by many indirect network links) to the core space.

-
- [1] S. Brin and L. Page, Computer Networks and ISDN Systems **30**, 107 (1998).
- [2] A.A. Markov, *Rasprostranenie zakona bol'shih chisel na velichiny, zavisyaschie drug ot druga*, Izvestiya Fiziko-matematicheskogo obschestva pri Kazanskom universitete, 2-ya seriya, **15**, 135 (1906) (in Russian) [English trans.: *Extension of the limit theorems of probability theory to a sum of variables connected in a chain* reprinted in Appendix B of Howard RA *Dynamic Probabilistic Systems*, volume 1: *Markov models*, Dover Publ. (2007)].
- [3] M. Brin and G. Stuck, *Introduction to Dynamical Systems*, Cambridge University Press, Cambridge, England, 2002.
- [4] A. M. Langville and C. D. Meyer, *Google's PageRank and Beyond: The Science of Search Engine Rankings*, Princeton University Press (Princeton, 2006).
- [5] M.L.Mehta, *Random matrices*, Elsevier-Academic Press, Amsterdam (2004).
- [6] D.L.Shepelyansky and O.V.Zhirov, Phys. Rev. E **81**, 036213 (2010).
- [7] L.Ermann and D.L.Shepelyansky, Eur. Phys. J. B **75**, 299 (2010).
- [8] O.Giraud, B.Georgeot and D.L.Shepelyansky, Phys. Rev. E **80**, 026107 (2009).
- [9] B.Georgeot, O.Giraud and D.L.Shepelyansky, Phys. Rev. E **81**, 056109 (2010).
- [10] K.M.Frahm, B.Georgeot and D.L.Shepelyansky, J. Phys. A: Math. Theor. **44**, 465101 (2011)
- [11] L.Ermann, A.D.Chepelianskii and D.L.Shepelyansky, Eur. Phys. J. B **79**, 115 (2011).
- [12] K.M.Frahm and D.L.Shepelyansky, Eur. Phys. J. B **85**, 355 (2012).
- [13] L.Ermann, K.M.Frahm and D.L.Shepelyansky, Eur. Phys. J. B **86**, 193 (2013).
- [14] Y.-H.Eom, K.M.Frahm, A.Benczur and D.L.Shepelyansky, Eur. Phys. J. B **86**, 492 (2013).
- [15] Web page of Physical Review <http://publish.aps.org/>
- [16] R. Albert and A.-L. Barabási, Phys. Rev. Lett. **85**, 5234 (2000).
- [17] G. W. Stewart, *Matrix Algorithms Volume II: Eigensystems*, SIAM, 2001.
- [18] K.M. Frahm and D.L. Shepelyansky, Eur. Phys. J. B **76**, 57 (2010).
- [19] K.M.Frahm, A.D.Chepelianskii and D.L.Shepelyansky, J. Phys. A: Math. Theor. **45**, 405101 (2012).
- [20] S. Redner, Phys. Today **58(6)**, 49 (2005)
- [21] P. Chen, H. Xie, S. Maslov and S.Redner, J. Infometrics **1**, 8 (2007)
- [22] F. Radicchi, S. Fortunato, B. Markines and A. Vespignani, Phys. Rev. E **80**, 056103 (2009)
- [23] Y.-H. Eom and S. Fortunato, PLoS ONE **6(9)**, e24926 (2011)
- [24] J.D. West, T.C. Bergstrom and C.T. Bergstrom, Coll. Res. Libr. **71**, 236 (2010); <http://www.eigenfactor.org/>
- [25] A.D. Chepelianskii, *Towards physical laws for software architecture*, preprint arXiv:1003.5455[cs.Se] (2010)
- [26] A.O.Zhirov, O.V.Zhirov and D.L.Shepelyansky, Eur. Phys. J. B **77**, 523 (2010)
- [27] L.Ermann, A.D.Chepelianskii and D.L.Shepelyansky, J. Phys. A: Math. Theor. **45**, 275101 (2012)
- [28] This number depends on the exact time ordering which is used and which is not unique because many papers are published at the same time and the order between them is not specified. We have chosen a time ordering where between these papers, degenerate in publication time, the initial node order of the raw data is kept.
- [29] Note that some of the non-vanishing components of the iteration vector $S_0^i e$ may become very small, e.g. $\sim 10^{-100}$. In this context we count such components still as occupied despite their small size and N_i is the number of nodes which can be reached from some arbitrary other node after i iterations with the matrix S_0 .
- [30] In [19] a set of vectors without this prefactor was used but this provided a representation matrix which is numerically unstable for a direct diagonalization. The prefactor c_{j-1}^{-1} ensures that the representation matrix is numerically (rather) stable and of course both matrices are mathematically related by a similarity transformation and have identical eigenvalues.
- [31] T. Granlund and the GMP development team, *GNU MP: The GNU Multiple Precision Arithmetic Library*, Version 5.0.5 (2012), <http://gmplib.org/>.
- [32] J. Stoer and R. Bulirsch, *Introduction to Numerical Analysis*, Springer (2002).
- [33] J. Sjöstrand, Duke Math. J. **60**, 1 (1990).
- [34] J. Sjöstrand and M. Zworski, Duke Math. J. **137**, 381 (2007).
- [35] S. Nonnenmacher and M. Zworski, Commun. Math. Phys. **269**, 311 (2007).
- [36] J. Bardeen, L. N. Cooper, and J. R. Schrieffer, Phys. Rev. **108**, 1175 (1957).
- [37] P.W. Anderson, Phys. Rev. **109**, 1492 (1958)
- [38] G. Benettin, L. Galgani, and J.-M. Strelcyn, Phys. Rev. A **14**, 2338 (1976).
- [39] D.J. Thouless, Phys. Rev. Lett. **39**, 1167 (1977).
- [40] E. Abrahams, P.W. Anderson, D.C. Licciardello, and T.V. Ramakrishnan, Phys. Rev. Lett. **42**, 673 (1979).
- [41] Y.-H. Eom and D.L. Sepelyansky, PLoS ONE **8(10)**, e74554 (2013).
- [42] J. Ginibre, J. Math. Phys. Sci. **6**, 440 (1965).
- [43] H.-J. Sommers, A. Crisanti, H. Sompolinsky and Y. Stein, Phys. Rev. Lett. **60**, 1895 (1988); N. Lehmann and H.-J. Sommers, Phys. Rev. Lett. **67**, 941 (1991).
- [44] V. Kandiah and D. L. Shepelyansky, PLoS One **8(5)**, e61519 (2013).