

PHASE TRANSITION IN THE TWO STAR EXPONENTIAL RANDOM GRAPH MODEL

SUMIT MUKHERJEE[†]

ABSTRACT. This paper gives a way to simulate from the two star probability distribution on the space of simple graphs via auxiliary variables. Using this simulation scheme, the model is explored for various domains of the parameter values, and the phase transition boundaries are identified, and shown to be similar as that of the Curie-Weiss model of statistical physics. Concentration results are obtained for all the degrees, which further validate the phase transition predictions.

1. INTRODUCTION

A great number of models are used to do statistical analysis on network and graph data. This paper focuses on a simple model which goes beyond the Erdos Renyi model, namely the two star model studied in [PN]. By a two star is meant the following simple graph on 3 vertices :



The two star model is the simplest of a wide class of models known as exponential random graph models(ERGM). This class of models were first studied by Holland and Leinhardt in [HL], and later developed by Strauss in [Strauss] and [FS]. ERGM's are frequently used for modeling network data, the most common application area being social networks. For examples of such applications see [ACW], [Newman], [PW], [RPKL],[Snijders], [WF] and the references therein. ERGM produces a set of natural probability distributions on graphs, where the user can specify his/her choice of sufficient statistics for the model. Below is given the formal definition of an ERGM.

Date: February 26, 2022.

2010 Mathematics Subject Classification. 05C80, 62P25 .

Key words and phrases. ERGM, Swendsen-Wang, Phase Transition.

1.1. Definition of ERGM. For $n \in \mathbb{N}$ be a positive integer, let \mathcal{X}_n denote the space of all simple graphs with vertices labeled $[n] := \{1, 2, \dots, n\}$. Since a simple graph is uniquely identified by its adjacency matrix, a graph can be identified with its adjacency matrix, w.l.o.g. \mathcal{X}_n can be taken to be the set of all symmetric $n \times n$ matrices, with 0 on the diagonal elements and $\{0/1\}$ on the off-diagonal elements. For $1 \leq i \leq k$, let $T_i : \mathcal{X}_n \rightarrow \mathbb{R}$ be real valued statistics on the space of graphs. An ERGM with sufficient statistics $\{T_i, 1 \leq i \leq l\}$ is a probability distribution on \mathcal{X}_n with probability mass function

$$\frac{1}{Z_n(\beta)} \exp\left\{\sum_{i=1}^l \beta_i T_i(x)\right\},$$

where $x = ((x_{ij}))_{n \times n} \in \mathcal{X}_n$, $\beta = (\beta_1, \dots, \beta_l) \in \mathbb{R}^k$ is the unknown parameter and $Z_n(\beta)$ is the normalizing constant. In this paper, only sufficient statistics considered are sub-graph counts, for e.g. number of edges $(\sum_{i < j} x_{ij})$, number of two stars $(\sum_i \sum_{j < l, j, l \neq i} x_{ij} x_{il})$, number of triangles $(\sum_{i < j < l} x_{ij} x_{jl} x_{li})$, etc.

One of the main difficulties in estimation theory of these models is that the normalizing constant $Z_n(\beta)$ is not available in closed form. Explicit computation of the partition function takes time which is exponential in n , and so the calculation of MLE becomes infeasible. One way out is to compute the MCMCMLE (see [GT]), which approximates the partition function by estimating it via Markov Chain Monte Carlo. Another way around is to compute the pseudo-likelihood estimator of Besag ([B1],[B2]), which depends only on the conditional distribution of one edge given the rest, which are easy to compute. However theoretical properties of these estimators are poorly understood in case of ERGM. Some recent progress has been made in the theoretical properties on the ERGM models in the papers [BSB] in (2008), and [CD] in (2011), which is described below.

1.2. Previous work. Let $(G_i, 1 \leq i \leq l)$ denote a number of simple graphs, with $G_i = (V_i, E_i)$ denote the vertex set and the edge set respectively. Assume that G_1 is an just an edge, i.e. a graph with two vertices connected by an edge. The term in the exponent of an ERGM will also be referred to as the Hamiltonian, in analogy with Physics literature.

Consider an ERGM with Hamiltonian of the form $n^2 \sum_{i=1}^l \beta_i \frac{N_{G_i}(x)}{n^{|V_i|}}$, where $N_{G_i}(x)$ denote the number of copies of G_i 's in the graph x . The parameter set of interest is $\{\beta : \beta_i \geq 0, 2 \leq i \leq l\} \subset \mathbb{R}^l$, which will be referred to as the non-negative parameter domain. Note that the edge parameter need not be non negative in the non-negative domain.

For $0 < p < 1$, set

$$\psi(p) := \sum_{i=1}^l 2\beta_i |E_i| p^{|E_i|-1}, \quad \phi(p) := \frac{e^{\psi(p)}}{1 + e^{\psi(p)}}.$$

Depending on the parameter β , the equation $\phi(p) = p$ can have one or more solutions. The main result of [BSB] is the following:

- If $\phi(p) = p$ has a unique root p_0 which satisfies $\phi'(p_0) < 1$, then β is said to be in the high temperature regime. In this regime, the mixing time of Glauber dynamics is $O(n^2 \log n)$, i.e. at most $Cn^2 \log n$ for some $C < \infty$.

- If $\phi(p)$ has at least two roots both of which satisfy $\phi'(p) < 1$, then β is said to be in the low temperature regime. In this case, the mixing time of Glauber dynamics takes $e^{\Omega(n)}$ time (at least e^{Cn} for some $C > 0$) to mix. Further, this holds for any local Markov chain.

Remark 1.1. This means in particular that for MCMCMLE with a local Markov chain such as Glauber dynamics, the mixing time of the Markov chain can be very large for some parameter values. Note however that the sampling method described in this paper (see Theorem 2.1) uses a non local chain, and so is not covered by the result in [BSB, Theorem 6].

As a comment, note that there are parameter values β which are not covered by the two cases of [BSB]. These are referred to as critical points.

The main result of [CD] computes the limiting log partition function for all values of the parameter β , even outside non-negative domain. The limit obtained is in the form of an optimization problem which might be intractable in general. In the non-negative domain, the limit can be expressed in terms of the following 1- d optimization problem:

$$\lim_{n \rightarrow \infty} \frac{1}{n^2} \log Z_n(\beta) = \sup_{0 < p < 1} \left\{ \sum_{i=1}^k \beta_i p^{|E_i|} - I(p) \right\}, \quad I(p) = \frac{1}{2} p \log p + \frac{1}{2} (1-p) \log(1-p).$$

It is easy to check that maximizing p satisfies the same equation $p = \phi(p)$ as above.

[CD] also proves that in the non-negative regime, the model generates data which are either very close (in the sense of cut-metric) to an Erdos Renyi, or a mixture of Erdos Renyi. For a discussion on the cut metric, see [CD] and the references therein. Since an Erdos Renyi graph is characterized by one and one parameter only, this seems to suggest that the model might be un-identifiable in the limit, and so if $k \geq 2$ the parameter β might not be consistently estimable.

1.3. The two star model defined. This paper considers a specific ERGM $\mathbb{P}_{n,\beta}$ given by the Hamiltonian

$$\frac{\beta_2}{n-1} T(x) + \left(\beta_1 + \frac{\beta_2}{n-1} \right) E(x),$$

where $T(x) = \sum_i \sum_{j < l, j, l \neq i} x_{ij} x_{il}$ and $E(x) = \sum_{i < j} x_{ij}$ are the number of two stars and edges respectively. Mathematically the model is given by

$$\mathbb{P}_{n,\beta}(x) = \frac{1}{Z_n(\beta)} e^{\frac{\beta_2}{n-1} T(x) + \left(\beta_1 + \frac{\beta_2}{n-1} \right) E(x)}, \quad x \in \mathcal{X}_n.$$

This is the two star model studied by Park and Newmann [PN] with parameters $(\beta_1 + \beta_2/(n-1), \beta_2)$. The choice of the scaling is done to simplify computations later. In this paper the focus is on non negative domain $\{(\beta_1, \beta_2) : \beta_2 > 0\}$. Note that $\beta_2 = 0$ corresponds to an Erdos Renyi model with $p_n = \frac{e^{\beta_1 + \beta_2/(n-1)}}{1 + e^{\beta_1 + \beta_2/(n-1)}}$. Thus the two star model can be thought of as the simplest generalization of Erdos-Renyi model.

1.4. Outline. In section 2 auxiliary variables are introduced to transform the discrete problem into a continuous one. As a by product, one obtains a sampling algorithm for the two star model. Section 3 uses heuristic analysis of the continuous model to identify the phase transition boundary for the problem.

Section 4 contains rigorous results confirming the identification of section 3. In particular, setting (d_1, \dots, d_n) denoting the labelled degrees of the graph x , it shows that there is a regime of parameters β where

$$\mathbb{P}_{n,\beta} \left(\max_{i=1}^n \left| \frac{d_i}{n-1} - p_0 \right| > \delta \right) \leq e^{-C(\delta)n}$$

for some $p_0 \in (0, 1)$, i.e. all the scaled degrees are close to one common value with very high probability. This regime will be referred to as the uniqueness regime. On the other hand, there is another regime where all the scaled degrees converge to either one of two points, i.e. there exists two points $0 < p_1 < p_2 < 1$ such that

$$\left| \mathbb{P}_{n,\beta} \left(\max_{i=1}^n \left| \frac{d_i}{n-1} - p_j \right| > \delta \right) - \frac{1}{2} \right| \leq e^{-C(\delta)n}$$

for $j = 1, 2$. This regime will be referred to as the non uniqueness regime. This change illustrates the phase transition phenomenon in the two star model.

Further the above decomposition covers the entire non negative domain $\{(\theta_1, \theta_2) : \theta_2 > 0\}$ barring a single point $\theta_1 = 0, \theta_2 = 1/2$. This point will be referred to as the critical point.

The proofs of Theorem 4.1 and Theorem 4.2 require a lot of technical estimates, but the results are easy to justify from a heuristic sense using the phase boundaries of section 3.

Section 5 contains histograms of the scaled degree sequence which validates the results of section 4. The simulations of section 5 is based on the algorithm of section 2.

2. SIMPLIFYING THE MODEL

2.1. Connection with the Ising model on the Line graph of the complete graph.

It so happens that computations with $\{-1, 1\}$ is much easier than with $\{0, 1\}$, and so the symmetric $\{-1, 1\}$ valued matrix $y = ((y_{ij}))_{n \times n}$ is introduced as follows

$$y_{ij} := (2x_{ij} - 1) \in \{-1, 1\}, i \neq j, \quad y_{ii} := 0.$$

Note that the hamiltonian up to constants is given by

$$\frac{\beta_2}{4(n-1)} T(y) + (\beta_1 + \beta_2) E(y) = \frac{\theta_2}{n-1} T(y) + \theta_1 E(y),$$

where

$$\theta_2 := \frac{1}{4}\beta_2, \quad \theta_1 := \frac{1}{2}(\beta_1 + \beta_2)$$

is a reparametrization, and $T(y), E(y)$ are given by the same formula with x replaced by y , i.e.

$$T(y) = \sum_i \sum_{j < l, j, l \neq i} y_{ij} y_{il}, \quad E(y) = \sum_{i < j} y_{ij}.$$

Thus $\mathbb{P}_{n,\beta}$ induces a probability on $\{-1, 1\}^{n(n-1)/2}$ which is an Ising model of statistical physics. The underlying graph of the Ising model is the graph \mathbb{L}_n with edge set $\mathcal{E} := \{(i, j) : 1 \leq i < j \leq n\}$ as its vertex set, where two distinct vertices $e = (i, j)$ and $f = (k, l)$ are connected iff $\{(i, j) \cap (k, l)\} \neq \emptyset$, i.e. $i = k$ or $i = l$ or $j = k$ or $j = l$. It is easy to see that \mathbb{L}_n is isomorphic to the line graph of the complete graph K_n . Also this Ising model is Ferro magnetic in terms of statistical physics terminology, as $\theta_2 > 0$.

2.2. Introducing the auxiliary variables and changing to a multivariate density on \mathbb{R}^n .

This subsection introduces auxiliary variables $\phi = (\phi_1, \dots, \phi_n)$ which gives a nice representation of the probability $\mathbb{P}_{n,\beta}$, along with a non local Markov chain which can be used to simulate from the model. The idea is motivated from a paper on the edge two star model by J.Park and M.E.J.Newmann [PN].

Setting $k_i := \sum_{j \neq i} y_{ij}$ it is easy to check that

$$T(y) := \frac{1}{2} [\sum_i k_i^2 - n(n-1)], \quad E(y) := \frac{1}{2} \sum_{i=1}^n k_i,$$

and so ignoring constants,

$$\mathbb{P}_{n,\beta}(y) \propto e^{\frac{\theta_2}{2(n-1)} \sum_{i=1}^n k_i^2 + \frac{\theta_1}{2} \sum_{i=1}^n k_i}.$$

Consider auxiliary random variables $\phi_i, 1 \leq i \leq n$ introduced by the following definition:

Given y , let $\{\phi_i\}_{i=1}^n$ be mutually independent and

$$\phi_i \sim N\left(\frac{k_i}{n-1}, \frac{1}{(n-1)\theta_2}\right).$$

Thus the conditional density of $(\phi|y)$ is proportional to

$$e^{-\frac{(n-1)\theta_2}{2} \sum_{i=1}^n (\phi_i - \frac{k_i}{n-1})^2},$$

and so the joint likelihood of (y, ϕ) is proportional to

$$e^{-\frac{(n-1)\theta_2}{2} \sum_{i=1}^n \phi_i^2 + \sum_{i=1}^n (\theta_2 \phi_i + \frac{\theta_1}{2}) k_i} = e^{-\frac{(n-1)\theta_2}{2} \sum_{i=1}^n \phi_i^2 + \sum_{i < j} [\theta_2(\phi_i + \phi_j) + \theta_1] y_{ij}}.$$

This implies that conditional on ϕ , the y_{ij} 's are mutually independent, and have the distribution

$$\mathbb{P}_{n,\beta}(y_{ij} = 1 | \phi) = \frac{e^{\theta_2(\phi_i + \phi_j) + \theta_1}}{e^{\theta_2(\phi_i + \phi_j) + \theta_1} + e^{-\theta_2(\phi_i + \phi_j) - \theta_1}},$$

where by a slight abuse of notation, $\mathbb{P}_{n,\beta}$ also denotes the joint law of (y, ϕ) .

Remark 2.1. The above construction is equivalent to the following representation:

$$\phi_i := \frac{k_i}{n-1} + \frac{Z_i}{\sqrt{(n-1)\theta_2}}, \quad Z_i \stackrel{i.i.d.}{\sim} N(0, 1) \text{ independent of } y \quad (2.1)$$

Definition 2.1. Denote the marginal distribution of ϕ under $\mathbb{P}_{n,\beta}$ by \mathbb{F}_n . \mathbb{F}_n is absolutely continuous with respect to Lebesgue measure on \mathbb{R}^n and has the following un-normalized density

$$f_n(\phi) := e^{-\frac{(n-1)\theta_2}{2} \sum_{i=1}^n \phi_i^2 + \sum_{i < j} \log \cosh[\theta_2(\phi_i + \phi_j) + \theta_1]} = e^{-\sum_{i < j} p(\phi_i, \phi_j)}, \quad p(x, y) := \frac{\theta_2}{2}(x^2 + y^2) - \log \cosh(\theta_2(x + y) + \theta_1).$$

Thus one can infer results about the distribution of ϕ from $f_n(\cdot)$, and transfer them to conclusions about y via (2.1). This program will be carried out in section 4 to rigorously study concentration of degrees in the two star model.

The above representation is summarized in the following theorem.

Theorem 2.1. (a) The law of x under $\mathbb{P}_{n,\beta}$ has the following mixture representation:

Let $\phi \sim \mathbb{F}_n$, and given ϕ , let $\{x_{ij}\}_{1 \leq i < j \leq n} \in \{0, 1\}$ be mutually independent Bernoulli variables with parameter

$$\frac{e^{\theta_2(\phi_i + \phi_j) + \theta_1}}{e^{\theta_2(\phi_i + \phi_j) + \theta_1} + e^{-\theta_2(\phi_i + \phi_j) - \theta_1}} = \frac{e^{2\theta_2(\phi_i + \phi_j) + 2\theta_1}}{e^{2\theta_2(\phi_i + \phi_j) + 2\theta_1} + 1}$$

Then x has the same law as under $\mathbb{P}_{n,\beta}$. The conditional model $(x|\phi)$ is given by

$$\mathbb{P}_{n,\beta}(x|\phi) = \frac{e^{\sum_{i=1}^n d_i(x)(2\theta_2\phi_i + \theta_1)}}{\prod_{1 \leq i < j \leq n} \{e^{2\theta_2(\phi_i + \phi_j) + 2\theta_1} + 1\}}.$$

(b) Consider the following Gibb's Sampler:

- Given y , let $\{\phi_i\}_{i=1}^n$ be mutually independent, with

$$\phi_i \sim N\left(\frac{k_i}{n-1}, \frac{1}{\theta_2(n-1)}\right), \quad k_i = \sum_{j \neq i} y_{ij}.$$

- Given ϕ , let $\{y_{ij}\}_{1 \leq i < j \leq n}$ be mutually independent and taking values in $\{-1, 1\}$ with

$$\mathbb{P}(y_{ij} = 1|\phi) = \frac{e^{\theta_2(\phi_i + \phi_j) + \theta_1}}{e^{\theta_2(\phi_i + \phi_j) + \theta_1} + e^{-\theta_2(\phi_i + \phi_j) - \theta_1}}.$$

Then the distribution of y after l iterations of the Gibbs sampler converge to the law of y under $\mathbb{P}_{n,\beta}$ in total variation as $l \rightarrow \infty$.

Proof. The proof of (a) follows from noting that $x_{ij} \leftrightarrow y_{ij}$ is a $1-1$ map. For the proof of (b), note that the Markov chain is irreducible aperiodic positive recurrent with $\mathbb{P}_{n,\beta}$ as its stationary distribution. \square

Remark 2.2. The conditional distribution of $(x|\phi)$ is also an exponential probability measure on the space of all simple graphs, with the degree distribution as its sufficient statistics. This model is known as the β -model in statistical literature, and has been studied in [CDS], [PN2], and [BD] among others.

Part (b) of Theorem 2.1 gives a way to simulate from the model $\mathbb{P}_{n,\beta}$. The rates of convergence of this Markov chain has not been analyzed in this paper.

3. IDENTIFICATION OF PHASE TRANSITION BOUNDARY

This section minimizes the function $p(.,.)$ of definition 2.1 in a heuristic attempt to identify the phase transition boundary for the two star model. The phase transition boundary for this model turns out to be the same as that of the Curie Weiss model of statistical physics.

From the form of density of ϕ under \mathbb{F}_n it follows that ϕ has more mass in areas where $p(.,.)$ is small, and so it makes sense to minimize $p(.,.)$ to identify the steady states of the model. Note that

$$p(x, y) = q(x + y) + \frac{\theta_2}{4}(x - y)^2, \quad q(t) := \frac{\theta_2}{4}t^2 - \log \cosh(\theta_2 t + \theta_1). \quad (3.1)$$

The next lemma shows that the points of minima of q determine the points of minima of $p(.,.)$.

Lemma 3.1. *Let U be one of the three open intervals $\{(0, \infty), (-\infty, 0), \mathbb{R}\}$, and suppose there exists a unique $\phi_0 \in U$ such that $q(t)$ has a global minima on U at $t = 2\phi_0$ with $q''(2\phi_0) > 0$. Then there exists positive constants $\lambda_1 > \lambda_2$ (depending on θ_1, θ_2) such that for all $x, y \in U$,*

$$p(\phi_0, \phi_0) + \frac{\lambda_2}{2}[(x - \phi_0)^2 + (y - \phi_0)^2] \leq p(x, y) \leq p(\phi_0, \phi_0) + \frac{\lambda_1}{2}[(x - \phi_0)^2 + (y - \phi_0)^2]. \quad (3.2)$$

Proof. Define a function $r(t)$ on U by

$$r(t) := \frac{2(q(t) - q(2\phi_0))}{(t - 2\phi_0)^2}, t \neq 2\phi_0; \quad r(2\phi_0) = q''(2\phi_0).$$

Then by definition r is continuous on \mathbb{R} . Since $\lim_{|t| \rightarrow \infty} r(t) = \frac{\theta_2}{2} > 0$, and $r(t) > 0$ for all t , it follows that

$$\lambda'_2 := \inf_{t \in U} r(t) > 0,$$

which readily gives

$$q(t) \geq q(2\phi_0) + \frac{\lambda'_2}{2}(t - 2\phi_0)^2.$$

Using (3.1) with $t = x + y$ this gives

$$p(x, y) \geq p(\phi_0, \phi_0) + \frac{\theta_2}{4}(x - y)^2 + \frac{\lambda'_2}{2}(x + y - 2\phi_0)^2.$$

Thus setting $\lambda_2 = \min(\lambda'_2, \frac{\theta_2}{2})$ gives

$$p(x, y) \geq p(\phi_0, \phi_0) + \frac{\lambda_2}{2}[(x - \phi_0)^2 + (y - \phi_0)^2].$$

Existence of λ_1 follows by a similar argument. □

Remark 3.1. Lemma 3.1 readily gives that $p(., .)$ has a global minima at (ϕ_0, ϕ_0) on $U \times U$. The stronger conclusion of existence of λ_1, λ_2 will be used in section 4 to deduce some properties of the distribution \mathbb{F}_n .

Lemma 3.1 thus reduces the problem of minimization of $p(., .)$ over \mathbb{R}^2 to a problem of minimization of $q(.)$ over \mathbb{R} . The later task is now carried out via sub-cases.

- $\Theta_{11} : \{\theta_1 = 0, \theta_2 < 1/2\}$

In this case $q''(t) > 0$ and so $q(.)$ is strictly convex with a unique global minima at 0. Thus the conditions of Lemma 3.1 is satisfied with $\phi_0 = 0, U = \mathbb{R}$.

- $\Theta_2 : \{\theta_1 = 0, \theta_2 > 1/2\}$

Since $q(t)$ goes to ∞ as $|t| \rightarrow \infty$ the global minima is attained at a finite point. Differentiating q gives $q'(t) = \frac{\theta_2}{2}[t - 2 \tanh(\theta_2 t)]$ which has exactly three real roots $0, \pm 2m$ where m is a positive root of $t = \tanh(2\theta_2 t)$. Also note that $q''(0) < 0$, whereas $q''(\pm 2m) > 0$. By symmetry it follows that $\pm 2m$ are global minima of $q(.)$, and 0 is a local maxima. Thus the conditions of Lemma 3.1 is satisfied with either $\phi_0 = m, U = (0, \infty)$ or $\phi_0 = -m, U = (-\infty, 0)$.

- $\Theta_3 : \{\theta_1 = 0, \theta_2 = 1/2\}$

In this case $q''(t) \geq 0$ with equality at $t = 0$ and so the function q is convex but not strictly convex. In this case $q(\cdot)$ has a unique global minima at 0. However the conditions of Lemma 3.1 is not satisfied as $q''(0) = 0$.

- $\Theta_{12} : \{\theta_1 > 0, \theta_2 > 0\}$

In this case $q(-t) > q(t)$, and so it suffices to minimize over $t > 0$. Also since $q(t)$ goes to ∞ as $t \rightarrow \infty$, the global minima is not attained at a finite point $2m \geq 0$, say. Then m must satisfy $q'(2m) = 0$, which simplifies to $m = \tanh[2\theta_2 m + \theta_1]$. But the last equation has a unique strictly positive solution on $[0, \infty)$, and so the global minima for q is at $2m$ with $m > 0$, where $m > 0$ is a root of $t = \tanh(2\theta_2 t + \theta_1)$. Also $q''(2m) > 0$, and so the conditions of Lemma 3.1 hold with $\phi_0 = m, U = \mathbb{R}$, where m is the unique positive root of $t = \tanh(2\theta_2 t + \theta_1)$.

- $\Theta_{13} : \{\theta_1 < 0, \theta_2 > 0\}$

By symmetry, the conditions of Lemma 3.1 hold with $\phi_0 = m, U = \mathbb{R}$, where now m is the unique negative root of $t = \tanh(2\theta_2 t + \theta_1)$.

Remark 3.2. The domain $\Theta_1 := \Theta_{11} \cup \Theta_{12} \cup \Theta_{13}$ is the uniqueness domain, as the global minimization of $q(\cdot)$ occurs at a unique point. This is also known as the high temperature regime in statistical physics.

The domain Θ_2 is the non-uniqueness domain, as the minima is attained at two distinct points. This domain is known as the low temperature regime in statistical physics.

The domain Θ_3 is the critical point parameter configuration, as the function $q(\cdot)$ changes its behavior at this point.

Remark 3.3. The assertions about the roots of the equation $t = \tanh(2\theta_2 t + \theta_1)$ can be checked directly, or can be verified from ([DM, Page 9]). It also follows from [DM] that the phase transition boundary of the Curie-Weiss model is the same (the transition for Curie Weiss model is at $\theta_2 = 1$ instead of $1/2$, but this is due to the scaling chosen for the two star model).

4. STATEMENT AND PROOFS OF MAIN RESULTS

In order to state the results of this section, the following definition is introduced.

Definition 4.1. Let $\{a_n\}_{n \geq 1}, \{b_n\}_{n \geq 1}$ be two sequences of positive real numbers. The notation $a_n = \Omega(b_n)$ means there exists a constant $C > 0$ free of n such that $a_n \geq Cb_n$.

The main results of this section are the two following theorems:

Theorem 4.1. *If $\theta \in \Theta_1$ then there exists unique $p_0 \in (0, 1)$ for which*

$$\mathbb{P}_{n,\beta} \left(\max_{1 \leq i \leq n} \left| \frac{d_i}{n-1} - p_0 \right| > \delta \right) \leq e^{-\Omega(n)}.$$

Theorem 4.2. *If $\theta \in \Theta_2$ then there exists distinct $p_1, p_2 \in (0, 1)$ for which*

$$\mathbb{P}_{n,\beta} \left(\max_{1 \leq i \leq n} \left| \frac{d_i}{n-1} - p_j \right| > \delta \right) - \frac{1}{2} \leq e^{-\Omega(n)}.$$

The two theorems will be proved via a series of lemmas.

The first lemma provides a basic estimate which tells us that all the ϕ_i 's are within a sub interval of $(-1, 1)$ with high probability.

Lemma 4.1. *There exists $-1 < m_1 < m_2 < 1$ such that*

$$\mathbb{P}_{n,\beta}(\phi_i \notin [m_1, m_2] \text{ for some } i, 1 \leq i \leq n) \leq e^{-\Omega(n)}. \quad (4.1)$$

Proof. For a simple graph $x \in \mathcal{X}_n$ and a given edge $e \in \mathcal{E}$ define the simple graphs $x^{+e}, x^{-e} \in \mathcal{X}_n$ as follows:

$$\begin{aligned} x_f^{+e} &= x_f^{-e} = x_f \text{ if } f \neq e, \\ x_e^{+e} &= 1, \\ x_e^{-e} &= 0, \end{aligned}$$

i.e. x^{+e} and x^{-e} are basically the graph x with the edge e present or absent respectively, irrespective of whether it was present or absent in x to begin with.

Setting

$$a_1 := \frac{e^{\beta_1}}{1 + e^{\beta_1}}, a_2 := \frac{e^{2\beta_2 + \beta_1}}{1 + e^{2\beta_2 + \beta_1}},$$

note that $0 < a_1 < a_2 < 1$. Also, for any $x \in \mathcal{X}_n$

$$\log \frac{\mathbb{P}_{n,\beta}(x^{+e})}{\mathbb{P}_{n,\beta}(x^{-e})} = \frac{\beta_2}{n-1} \sum_{f \in N(e)} x_f + \left(\beta_1 + \frac{\beta_2}{n-1} \right) \leq \frac{2\beta_2(n-2)}{n-1} + \beta_1 + \frac{\beta_2}{n-1} \leq \beta_1 + 2\beta_2 = \log \frac{a_2}{1 - a_2}.$$

It follows by an application of [Gr, Theorem 2.3(c)] that $\mathbb{P}_{n,\beta}|_x \leq \mathbb{Q}_{n,a_2}$ in the sense of stochastic ordering on graphs, where $\mathbb{Q}_{n,a}$ is an Erdos Renyi distribution on \mathcal{X}_n with parameter a . A similar argument gives that $\mathbb{P}_{n,\beta}|_x \geq \mathbb{Q}_{n,a_1}$, and so for any $\delta > 0$,

$$\mathbb{P}_{n,\beta} \left(\frac{d_i(x)}{n-1} \notin [a_1 - \delta, a_2 + \delta] \text{ for some } i, 1 \leq i \leq n \right) \leq e^{-\Omega(n)}.$$

Also recall that $\frac{k_i(y) + n - 1}{2} = d_i(x)$, and so

$$\mathbb{P}_{n,\beta} \left(\frac{k_i}{n-1} \notin [2(p_1 - \delta) - 1, 2(p_2 + \delta) - 1] \text{ for some } i, 1 \leq i \leq n \right) \leq e^{-\Omega(n)}.$$

The conclusion follows on using (2.1) and noting that

$$\mathbb{P} \left(\frac{|Z_i|}{\sqrt{(n-1)\theta_2}} > \delta \text{ for some } i, 1 \leq i \leq n \right) \leq e^{-\Omega(n)},$$

for any $\delta > 0$, with $Z_i \stackrel{i.i.d.}{\sim} N(0, 1)$. □

The second Lemma builds on Lemma 4.1 to develop concentration results for all the ϕ_i 's simultaneously. These estimates will be used for the proof of Theorems 4.1 and 4.2.

Lemma 4.2. *Suppose the conditions of Lemma 3.1 hold. Then*

$$\mathbb{P}_{n,\beta}(\sum_{i=1}^n (\phi_i - \phi_0)^2 > M | \phi \in U^n) \leq e^{-\Omega(n)}, \quad (4.2)$$

$$\mathbb{P}_{n,\beta}(\max_{1 \leq i \leq n} |\phi_i - \phi_0| > \delta | \phi \in U^n) \leq e^{-\Omega(n)}. \quad (4.3)$$

Proof. Denote by $\mathbb{P}_{n,\beta,U}$ the probability $\mathbb{P}_{n,\beta}$ conditioned on the event $\phi \in U^n$. For $\phi \in U^n$, an application of Lemma 3.1 gives

$$\frac{(n-1)\lambda_2}{2} \sum_{i=1}^n (\phi_i - \phi_0)^2 \leq -\log f_n(\phi) \leq \frac{(n-1)\lambda_1}{2} \sum_{i=1}^n (\phi_i - \phi_0)^2,$$

where $f_n(\cdot)$ is the unnormalized density corresponding to \mathbb{F}_n (see definition (2.1)). Thus for any $M > 0$,

$$\mathbb{P}_{n,\beta,U}(\sum_{i=1}^n (\phi_i - \phi_0)^2 > M) \leq \frac{\int_{\{\sum_{i=1}^n (\phi_i - \phi_0)^2 > M\}} e^{-\frac{(n-1)\lambda_2}{2} \sum_{i=1}^n (\phi_i - \phi_0)^2} d\phi}{\int_{U^n} e^{-\frac{(n-1)\lambda_1}{2} \sum_{i=1}^n (\phi_i - \phi_0)^2} d\phi} \leq \left(\frac{\lambda_1}{\lambda_2}\right)^{\frac{n}{2}} \frac{\mathbb{P}(\chi_n^2 \geq (n-1)\lambda_2 M)}{\mathbb{P}(\phi_0 + \frac{Z}{\sqrt{(n-1)\lambda_1}} \in U)^n},$$

where $Z \sim N(0, 1)$ and χ_n^2 is a chi-square random variable with n degrees of freedom. Also, the denominator converges to 1 as $\phi_0 \in U$.

Proceeding to bound the numerator, first note that by Markov's inequality,

$$\log \mathbb{P}(\chi_n^2 \geq t) \leq -\frac{t}{2} + \frac{n}{2} - \frac{n}{2} \log\left(\frac{n}{t}\right).$$

Plugging in $t = (n-1)\lambda_2 M$ and letting $n \rightarrow \infty$ we conclude

$$\limsup_{n \rightarrow \infty} \frac{1}{n} \log \mathbb{P}_{n,\beta,U}(\sum_{i=1}^n (\phi_i - \phi_0)^2 > M) \leq \log\left(\frac{\lambda_1}{\lambda_2}\right) - \frac{\lambda_2 M - 1}{2} + \frac{1}{2} \log(\lambda_2 M).$$

Since the r.h.s. of the last inequality goes to $-\infty$ as $M \rightarrow \infty$, there exists $M < \infty$ such that the r.h.s. is negative, from which (4.2) follows.

Proceeding to prove (4.3), an application of (4.2) gives note that

$$\mathbb{P}_{n,\beta,U}(|\phi_1 - \phi_0| > \delta) = \mathbb{P}_{n,\beta,U}(|\phi_1 - \phi_0| > \delta, \sum_{i=2}^n (\phi_i - \phi_0)^2 \leq M) + e^{-\Omega(n)},$$

where the first term in the right hand side can be written as

$$\mathbb{P}_{n,\beta,U}(|\phi_1 - \phi_0| > \delta, \sum_{i=2}^n (\phi_i - \phi_0)^2 \leq M) = \mathbb{E}_{\mathbb{P}_{n,\beta,U}} \left[\mathbb{P}_{n,\beta,U}(|\phi_1 - \phi_0| > \delta | \phi_2, \dots, \phi_n) 1\{\sum_{i=2}^n (\phi_i - \phi_0)^2 \leq M\} \right]. \quad (4.4)$$

The conditional density of $(\phi_1|\phi_i, i \geq 2)$ is proportional to $\prod_{i=2}^n e^{-p(\phi_1, \phi_i)}$ with

$$e^{-(n-1)p(\phi_0, \phi_0) - \frac{(n-1)\lambda_1}{2}(\phi_1 - \phi_0)^2 - \frac{\lambda_1}{2} \sum_{i=2}^n (\phi_i - \phi_0)^2} \leq \prod_{i=2}^n e^{-p(\phi_1, \phi_i)} \leq e^{-(n-1)p(\phi_0, \phi_0) - \frac{(n-1)\lambda_2}{2}(\phi_1 - \phi_0)^2 - \frac{\lambda_2}{2} \sum_{i=2}^n (\phi_i - \phi_0)^2}$$

by Lemma 3.1, and so on the set $\{\sum_{i=2}^n (\phi_i - \phi_0)^2 \leq M\}$,

$$\begin{aligned} \mathbb{P}_{n, \beta, U}(|\phi_1 - \phi_0| > \delta | \phi_2, \dots, \phi_n) &\leq e^{\frac{\lambda_1 - \lambda_2}{2} \sum_{i=2}^n (\phi_i - \phi_0)^2} \sqrt{\left(\frac{\lambda_1}{\lambda_2}\right)} \frac{\mathbb{P}(|Z| > \delta \sqrt{(n-1)\lambda_2})}{\mathbb{P}(\phi_0 + \frac{|Z|}{\sqrt{(n-1)\lambda_1}} \in U)} \\ &\leq e^{\frac{(\lambda_1 - \lambda_2)M}{2}} \sqrt{\left(\frac{\lambda_1}{\lambda_2}\right)} \frac{\mathbb{P}(|Z| > \delta \sqrt{(n-1)\lambda_2})}{\mathbb{P}(\phi_0 + \frac{|Z|}{\sqrt{(n-1)\lambda_1}} \in U)}, \end{aligned}$$

where $Z \sim N(0, 1)$. Finally note that $\mathbb{P}(\frac{|Z|}{\sqrt{(n-1)\lambda_1}} \in U)$ converges to 1 as before, and $\mathbb{P}(|Z| > \delta \sqrt{(n-1)\lambda_2}) = e^{-\Omega(n)}$. Plugging these estimates back in (4.4) completes the proof of (4.3). \square

Having proven the crucial Lemma 4.2, the proof of Theorem 4.1 is immediate.

Proof of Theorem 4.1. By the calculations of section 3, for $\theta \in \Theta_1$ there exists a unique ϕ_0 satisfying the conditions of Lemma 3.1 with $U = \mathbb{R}$. Thus an application of (4.3) of Lemma 4.2 along with the representation (2.1) gives the desired conclusion with $p_0 = (\phi_0 + 1)/2$. \square

The proof of Theorem 4.2 requires a further lemma which is specific to $\theta \in \Theta_2$.

Lemma 4.3. *For $\theta \in \Theta_2$,*

$$\left| \mathbb{P}_{n, \beta}(\{\phi_i > 0, 1 \leq i \leq n\}) + \mathbb{P}_{n, \beta}(\{\phi_i < 0, 1 \leq i \leq n\}) - 1 \right| \leq e^{-\Omega(n)}.$$

The proof of Lemma 4.3 uses a detailed analysis of the function $f_n(\phi)$, and has been moved to the appendix.

The proof of Theorem 4.2 is again immediate from Lemma 4.3.

Proof of Theorem 4.2. Since $\theta_1 = 0$, the density of ϕ is symmetric in the sense $f_n(\phi) = f_n(-\phi)$. This along with Lemma 4.3 gives

$$\left| \mathbb{P}_{n, \beta}(\phi_i > 0, 1 \leq i \leq n) - \frac{1}{2} \right| = e^{-\Omega(n)}.$$

Since the conditions of Lemma 3.1 hold with $\phi_0 = m, U = (0, \infty)$, an application of Lemma 4.1 gives that

$$\mathbb{P}_{n, \beta}(|\phi_i - \phi_0| > \delta \text{ for some } i, 1 \leq i \leq n | \phi \in (0, \infty)^n) \leq e^{-\Omega(n)}.$$

Combining these two results give

$$\left| \mathbb{P}_{n, \beta}(|\phi_i - \phi_0| > \delta \text{ for some } i, 1 \leq i \leq n) - \frac{1}{2} \right| \leq e^{-\Omega(n)}.$$

This along with the representation (2.1) gives

$$\left| \mathbb{P}_{n,\beta}(|\frac{d_i}{n-1} - p_1| > \delta \text{ for some } i, 1 \leq i \leq n) - \frac{1}{2} \right| \leq e^{-\Omega(n)},$$

where $p_1 = \frac{m+1}{2}$. A similar argument shows that

$$\left| \mathbb{P}_{n,\beta}(|\frac{d_i}{n-1} - p_2| > \delta \text{ for some } i, 1 \leq i \leq n) - \frac{1}{2} \right| \leq e^{-\Omega(n)},$$

where $p_2 = \frac{1-m}{2}$, thus completing the proof of the theorem. \square

5. SIMULATIONS

In all the simulations below the number of vertices n has been taken to be $n = 1000$, and the burn in period has been taken to be 500. The plotted diagrams are the histograms of the scaled degree distributions, i.e. histograms of the vector $\{d_i/(n-1), 1 \leq i \leq n\}$.

5.1. **Domain Θ_{11} .** The parameters chosen for the first diagram are $\theta_1 = 0, \theta_2 = .25$.

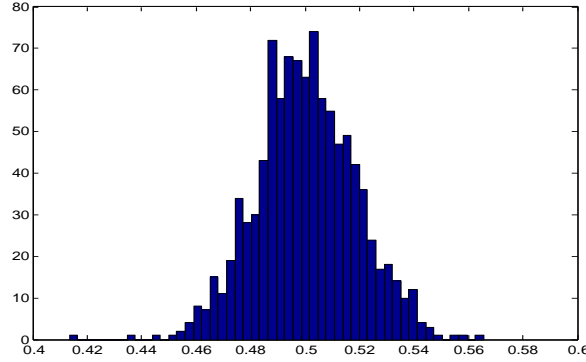


FIGURE 1. Histogram of degrees in domain Θ_{11}

The histogram has a high mass near 0.5. This agrees with Theorem 4.1, which predicts that this domain all scaled degrees will converge to $p_0 = .5$. The maximum and minimum scaled degree are 0.5656 and 0.4134 respectively, and the average is 0.5005.

5.2. **Domain Θ_{12} .** The parameters for the second figure are $\theta_1 = .25, \theta_2 = .25$.

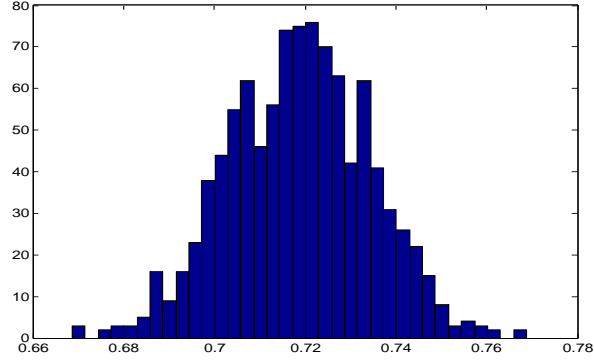


FIGURE 2. Histogram of degrees in domain Θ_{12}

The histogram has a high mass near 0.72. The maximum and minimum scaled degree are 0.7688 and 0.6687 respectively, and the average is 0.7188. In this domain the predicted limit of scaled degrees is as follows:

The limit is given by $p_0 = (m + 1)/2$, where m is the unique positive root of $t = \tanh(2\theta_2 + \theta_1)$. A plot of t vs $\tanh(2\theta_2 + \theta_1)$ gives the approximate intersection point to be $m = 0.4370$, which gives $p_0 = 0.7185$. Thus the theoretical predictions agree with the simulation results.

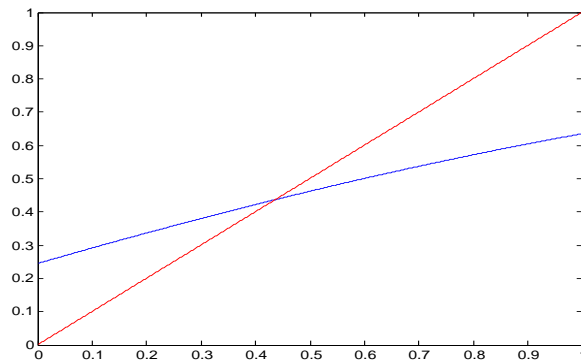


FIGURE 3. Plot of t vs $\tanh(2\theta_2 t + \theta_1)$ for $\theta_1 = \theta_2 = 0.25$

5.3. Domain Θ_2 . The third and fourth figures correspond to two independent simulations of the histogram of the scaled degree distribution from the model with parameter $\theta_1 = 0, \theta_2 = 0.55$.

In the first simulation the histogram has a high mass near 0.75. The maximum and minimum scaled degree are 0.8038 and 0.6917 respectively, and the average is 0.7510.

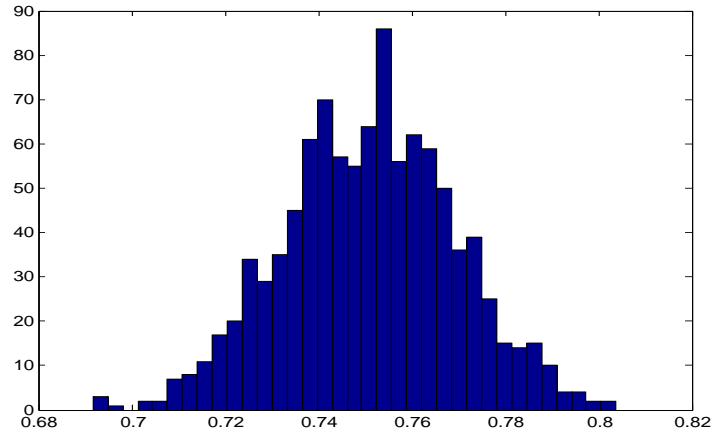


FIGURE 4. Histogram of degrees in domain Θ_2

In the second simulation the histogram has a high mass near 0.25. The maximum and minimum scaled degree are 0.3103 and 0.1942 respectively, and the average is 0.2507.

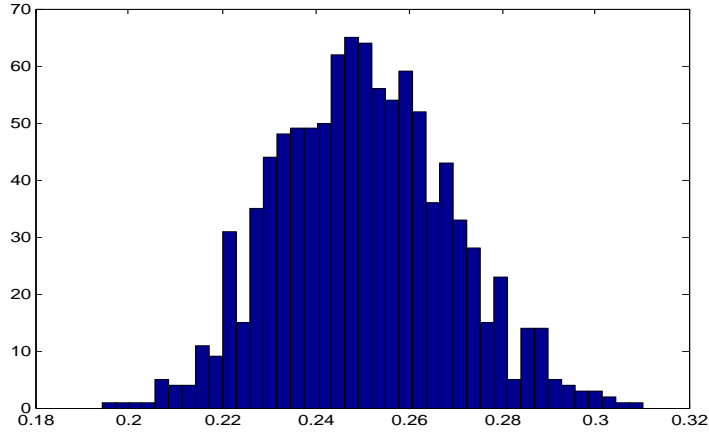
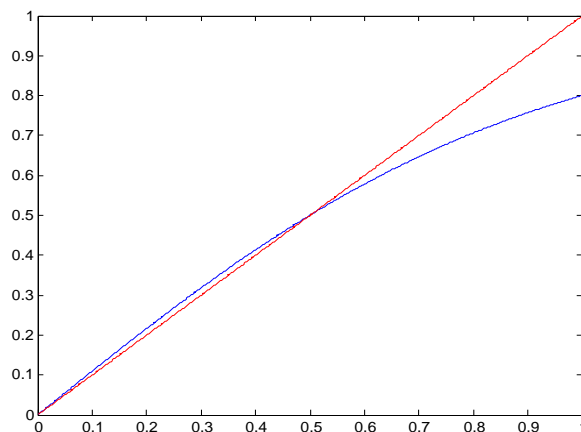


FIGURE 5. Histogram of degrees in domain Θ_2

Theorem 4.2 predicts this dual behavior, and further gives a way to compute the two limits as follows:

The limiting scaled degrees will converge to either $p_1 = \frac{1+m}{2}$ or $p_2 = \frac{1-m}{2}$, where m is the unique positive root of the equation $t = \tanh(2\theta_2 t)$.

From a simultaneous plot of $t = \tanh(2\theta_2 t)$, the approximate point of intersection is $m = 0.5020$, which gives $p_1 = 0.7510$ and $p_2 = 0.2490$, thus again agreeing with the simulations.

FIGURE 6. Plot of t vs $\tanh(2\theta_2 t)$ for $\theta_2 = 0.55$

6. CONCLUSION

The phase transition of the edge two star model has been illustrated by theoretical results as well as simulations. The different parameter domains corresponding to phase transition behavior has been explicitly characterized. A simulating algorithm using auxiliary variables has been proposed for simulating from this model.

Unlike [CD], the calculations in this paper is very specific to the edge two star model, and does not generalize to other ERGMs such as the edge triangle model. It would be interesting to see if such concentration of degrees holds for such models.

7. ACKNOWLEDGEMENT

I'm grateful to my advisor Dr. Persi Diaconis for introducing me to this problem, and for his continued help and support during my Ph.D.

REFERENCES

- [ACW] C. J. Anderson, S. Wasserman and B. Crouch, *A p^* primer: logit models for social networks*. Social Networks 21: 37-66, 1999.
- [B1] J. Besag, *Spatial Interaction and the Statistical Analysis of Lattice Systems*. Journal of the Royal Statistical Society. Series B (Methodological). 36 (2): 192-236, 1974.
- [B2] J. Besag, *Statistical Analysis of Non-Lattice Data*. Journal of the Royal Statistical Society. Series D (The Statistician). 24 (3): 179-195, 1975.
- [BSB] S. Bhamidi, S. A. Sly and G. Bresler, *Mixing time of exponential random graphs*, Annals of Applied Probability 21, 2146-2170, 2011.
- [BD] J. Blitzstein and P. Diaconis, *A Sequential Importance Sampling Algorithm for Generating Random Graphs with Prescribed Degrees*. Internet Mathematics. 6 (4): 489-522, 2011.
- [C] S. Chatterjee, *Estimation in spin glasses: A first step*. Ann. Statist., 35 no. 5, 1931-1946, 2007.
- [CD] S. Chatterjee and P. Diaconis. *Estimating and Understanding Exponential Random Graph Models*. To appear in Ann. Statist.
- [CDS] S. Chatterjee, P. Diaconis and A. Sly, *Random graphs with a given degree sequence*. Annals of Applied Probability, 21, 4, 1400-1435, 2011.
- [CS] S. Chatterjee and Q. M. Shao, *Nonnormal approximation by Steins method of exchangeable pairs with application to the Curie Weiss model*. The Annals of Applied Probability. 21 (2): 464-483, 2011.
- [DM] A. Dembo and A. Montanari, *Gibbs measures and phase transitions on sparse random graphs*. Brazilian J. of Probab. and Stat. 24, pp. 137-211, 2010.
- [FS] O. Frank and D. Strauss, *Markov Graphs*. J. Amer. Statist. Assoc. , 81, 832842, 1986.
- [Gr] Grimmett, Geoffrey, *The random-cluster model*. Berlin ; New York : Springer, c2006.
- [GT] C. Geyer and E. Thompson, *Constrained Monte Carlo Maximum Likelihood for Dependent Data*. Journal of the Royal Statistical Society. Series B (methodological), 54, 3, 657-699, 1992.
- [H] M. Handcock, *Assessing Degeneracy in Statistical Models of Social Networks*. Working Paper no. 39, Center for Statistics and the Social Sciences University of Washington, 2003.
- [HL] P. Holland and S. Leinhardt, *An Exponential Family of Probability Distributions for Directed Graphs*. Journal of the American Statistical Association. 76 (373): 33-50, 1981.
- [MHH] Morris, M., Hunter, D., and Handcock, M., *Specification of Exponential-Family Random Graph Models: Terms and Computational Aspects*. Journal of Statistical Software 42(i04), 2008.
- [Newman] M. E. J. Newman, *The Structure and Function of Complex Networks*. SIAM Rev., 45(2), 167256, 2003.
- [PN] J. Park and M. E. J. Newman, *Solution of the 2-star model of a network*, Phys. Rev. E 70, 066146, 2004.
- [PN2] J. Park and M. E. J. Newman, *Solution for the properties of a clustered network*. Phys. Rev. E (3), 72 026136, 5, 2005.
- [PW] S. Wasserman and P. Pattison, *Logit models and logistic regressions for social networks. I. An introduction to Markov graphs and p*. Psychometrika , 61, 401425, 1996.
- [R] G. Roussas, *Contiguity of probability measures: some applications in statistics*. Cambridge : Cambridge University Press, 1972.
- [RPKL] G. Robins, P. Pattison, Y. Kalish and D. Lusher, *An introduction to exponential random graph p^* models for social networks*. Social Networks, 29, 2, 173-191, 2007.
- [Snijders] T. A. B. Snijders, *Markov chain Monte Carlo estimation of exponential random graph models*. J. Social Structure , 2 ,2002.
- [Strauss] D. Strauss, *On a General Class of Models for Interaction*. SIAM Review. 28 (4): 513-527, 1986.
- [SPRH] Snijders, T. A. B., Pattison, P., Robins, G. L., and Handcock, M. S., *New Specifications for Exponential Random Graph Models*. Sociological Methodology.;36:99153 (2006)
- [WF] S. Wasserman and K. Faust, *Social network analysis: Methods and applications*. Cambridge: Cambridge University Press, 1994.

8. APPENDIX

The appendix carries out a proof of Lemma 4.3. Recall from section 3 that in this domain $p(x, y)$ has two global minima at $\pm(m, m)$. The first lemma shows that most of the $|\phi_i|$'s are close to m with high probability.

Lemma 8.1. *If $\theta \in \Theta_2$, there exists $M_1 < \infty$ such that*

$$\mathbb{P}_{n,\beta}(\#\{i : |\phi_i| \notin I\} > M_1) \leq e^{-\Omega(n)},$$

where $I =: (m/2, 3m/2)$.

Proof. Denoting the above set by A_n , it suffices to show that

$$\frac{\int_{A_n} f_n(\phi) d\phi}{\int_{I^n} f_n(\phi) d\phi} \leq e^{-\Omega(n)}, \quad (8.1)$$

Proceeding to show (8.1), note that $p(x, y) \geq p(|x|, |y|)$, and so for any quadrant \mathcal{Q} (out of the 2^n possible),

$$\int_{\mathcal{Q} \cap A_n} f_n(\phi) d\phi \leq \int_{\mathcal{Q}_1 \cap A_n} f_n(\phi) d\phi,$$

where \mathcal{Q}_1 is the first quadrant in \mathbb{R}^n . Concentrating on $x, y > 0$, using Lemma 3.1 gives that there exists positive constants $\lambda_1 > \lambda_2$ such that for all $x, y > 0$ we have

$$\frac{\lambda_2}{2}[(x - m)^2 + (y - m)^2] \leq p(x, y) \leq \frac{\lambda_1}{2}[(x - m)^2 + (y - m)^2].$$

Thus

$$\frac{\int_{\mathcal{Q}_1 \cap A_n} f_n(\phi) d\phi}{\int_{I^n} f_n(\phi) d\phi} \leq \left(\frac{\lambda_1}{\lambda_2}\right)^{n/2} \frac{\mathbb{P}(\#\{i : \frac{Z_i}{\sqrt{(n-1)\lambda_2}} > m/2\} > M_1)}{\mathbb{P}(\frac{|Z|}{\sqrt{(n-1)\lambda_1}} < m/2)^n}$$

where $Z, Z_i \stackrel{i.i.d.}{\sim} N(0, 1)$. The probability in the denominator converges to 1. By a union bound over the possible choice of indices, the probability in the numerator is bounded by

$$\binom{n}{M_1} e^{-M_1 \Omega(n)}.$$

Summing up over all the 2^n quadrants gives

$$\mathbb{P}_{n,\beta}(\#\{i : |\phi_i| \notin I, 1 \leq i \leq n\} > M_1) \leq 2^n \left(\frac{\lambda_1}{\lambda_2}\right)^{n/2} \binom{n}{M_1} e^{-M_1 \Omega(n)}.$$

Choosing M_1 fixed but large enough gives (8.1), and hence concludes the proof of the Lemma \square

Building on Lemma 8.1 the proof of Lemma 4.3 is carried out next.

Proof of Lemma 4.3. Letting

$$\begin{aligned} I_1 &= I_1(\phi) := \{i : \phi_i \in I\}, \\ I_2 &= I_2(\phi) := \{i : \phi_i \in -I\}, \end{aligned}$$

the first claim is that there exists $M_2 < \infty$ such that

$$\mathbb{P}_{n,\beta}(I_1 > M_2, I_2 > M_2) \leq e^{-\Omega(n)}. \quad (8.2)$$

To show (8.2) first note that there exists $C_1 > 0$ such that for all $x \in I, y \in -I$,

$$p(x, y) - p(|x|, |y|) \geq C_1.$$

Indeed, this follows from the fact that $p(x, y) > p(|x|, |y|)$ for all (x, y) on $I \times -I$ which is compact. But this readily gives $f_n(\phi) \leq f_n(|\phi|)e^{-I_1 I_2 C_1}$. Now

$$\mathbb{P}_{n,\beta}(I_1 > M_2, I_2 > M_2) \leq \mathbb{P}_{n,\beta}(I_1 > M_2, I_2 > M_2, I_1 + I_2 \geq n - M_1) + \mathbb{P}_{n,\beta}(I_1 + I_2 < n - M_1), \quad (8.3)$$

with the second term bounded by $e^{-\Omega(n)}$ by Lemma 8.1. For the first term note that the events

$$I_1 > M_2, I_2 > M_2, I_1 + I_2 \geq n - M_1$$

imply $I_1 I_2 > M_2(n - M_1 - M_2)$, and so

$$\mathbb{P}_{n,\beta}(I_1 > M_2, I_2 > M_2, I_1 + I_2 \geq n - M_1) \leq \frac{2^n e^{-M_2(n - M_1 - M_2)C_1} \int_{\mathcal{Q}_1} f_n(\phi) d\phi}{\int_{\mathcal{Q}_1} f_n(\phi) d\phi} = 2^n e^{-M_2(n - M_1 - M_2)C_1}$$

Thus choosing M_2 large enough gives (8.2). Combining Lemma 8.1 and (8.2) readily gives

$$\mathbb{P}_{n,\beta}(I_1 < n - M_3, I_2 < n - M_3) \leq e^{-\Omega(n)}, \quad (8.4)$$

with $M_3 := M_1 + M_2$, i.e. with high probability at least $n - M_3$ of the ϕ_i 's are in exactly one of $\pm I$.

To complete the proof of the lemma, setting $J_1 := \{i : \phi_i > 0\}, J_2 := \{i : \phi_i < 0\}$, it suffices to show that

$$\mathbb{P}_{n,\beta}(J_1 < n, J_2 < n) \leq e^{-\Omega(n)}.$$

To this effect, note that $J_1 \geq I_1, J_2 \geq I_2$ and so (8.4) gives

$$\mathbb{P}_{n,\beta}(J_1 < n, J_2 < n) \leq 2\mathbb{P}_{n,\beta}(J_1 < n, J_2 < n, I_1 \geq n - M_3) + \mathbb{P}_{n,\beta}(I_1 < n - M_3, I_2 < n - M_3)$$

The second term is $e^{-\Omega(n)}$ by (8.3). Turning to deal with the first term, note that there exists $C_2 > 0$ such that for $x \in I, y \leq 0$,

$$p(|x|, |y|) - p(x, y) \geq C_2.$$

Indeed, this function is positive point-wise on compact subsets of $I \times (-\infty, 0)$, and their difference goes to ∞ if $y \rightarrow -\infty$.

Now the events

$$J_1 + J_2 = n, \quad J_1 \geq I_1 > n - M_3, \quad J_2 \geq 1$$

imply that there exists at least $(n - M_3)$ pairs (i, j) such that $\phi_i \in I, \phi_j < 0$. This readily gives $f_n(\phi) \leq f_n(|\phi|)e^{-(n - M_3)C_2}$. Also $I_1 \geq n - M_3$ can occur only on at most $2^{M_3} \binom{n}{M_3}$ quadrants, and so by a union bound,

$$\mathbb{P}_{n,\beta}(J_1 < n, J_2 < n, I_1 \geq n - M_3) \leq 2^{M_3} \binom{n}{M_3} e^{-(n - M_3)d_2} \frac{\int_{\mathcal{Q}_1} f_n(\phi) d\phi}{\int_{\mathcal{Q}_1} f_n(\phi) d\phi} \leq (2n)^{M_3} e^{-(n - M_3)d_2} \leq e^{-\Omega(n)},$$

completing the proof of the lemma.



† DEPARTMENT OF STATISTICS, STANFORD UNIVERSITY
SEQUOIA HALL, 390 SERRA MALL, STANFORD, CALIFORNIA 94305