

On the Delay Scaling Laws of Cache Networks

Boram Jin, Deawoo Kim,
Jinwoo Shin, and Yung Yi
EE Dept., KAIST, Korea

Se-Young Yun
School of EE, KTH,
Stockholm, Sweden

Seongik Hong and Byoung-Joon (BJ) Lee
Samsung Advanced Institute of Tech.,
Suwon, Korea

Abstract—The Internet is becoming more and more content-oriented. CDN (Content Distribution Networks) has been a popular architecture compatible with the current Internet, and a new revolutionary paradigm such as ICN (Information Centric Networking), has also been extensively studied as a concept for several next-generation Internet architectures. One of main components in both CDN and ICN is network caching. Despite a surge of extensive use of network caching in the current and future Internet architectures, analysis on the performance of cache networks in terms of their network topologies and content popularities are still quite limited due to complex inter-plays among various components and thus analytical intractability.

In this paper, we study asymptotic delay performance of cache networks, in particular, focusing on the impact of heterogeneous content popularities and nodes' geometric 'importances' in caching policy. First, we consider the case when per-node cache size is homogenous (i.e., uniform), and provide precise delay scaling laws in terms of several factors including content popularities, content placing policies, cache budgets, average routing distances and numbers of contents. The important characteristic of our scaling laws is *topology-independence*, i.e., the asymptotic delay performance depends just on the distribution or the average of request routing distance, independent from other network topological properties. Second, we study the joint impact of popularity-based content placements and heterogeneous (i.e., non-uniform) cache sizes which depend on the geometric importances of nodes. We show that the asymptotic delay performance of cache networks can be significantly reduced by heterogeneous cache sizing if the network has a (almost) regular spanning tree. We draw various engineering implications from our analysis and perform extensive simulations on the real Internet topology.

I. INTRODUCTION

A. Motivation

Due to a recent shift that the Internet has increasingly become content-delivery oriented, Internet researchers constantly seek for ways of adapting the Internet to such a shift, e.g., advancing CDN (Content Distribution Networks) technologies as an evolutionary approach, or proposing revolutionary architectures such as ICN (Information Centric Networking) and CCN (Content Centric Networking) [1]–[6]. IP (Internet Protocol) was designed simply for host-to-host conversation, giving rise to a mismatch with content-based delivery, regarded as the root cause of several fundamental problems of the current Internet, e.g., security and mobility. ICN/CCN proposes to change the basic abstraction of the Internet from end-to-end delivery of packets to named hosts to secure dissemination of named contents.

In a content-oriented architecture (whether it is evolutionary or revolutionary), content caching seems to be a crucial component to reduce delay of fetching contents and/or overall

traffic transport cost, often forming a group of large-scale caches, namely a cache network. While networked caches have already appeared in the past, e.g., web caches [7], [8], they were mainly small-scale ones based on simple (e.g., hierarchical) topological structures. Despite an array of recent research interests in content search, scalable architecture, and performance analysis in cache networks (see Section II for details), analytically understanding networked caches is known to be a daunting task in general, which leaves much to be researched in the upcoming years. The main challenge comes from complex inter-plays among several components such as content request routing, network topology, and heterogeneous per-cache budget, and dynamic cache replacement policies such as LFU (Least-Frequently-Used) and LRU (Least-Recently-Used). For example, understanding cache replacement policies even just for a *single* cache is known to be challenging [9], [10].

B. Our Contribution

In this paper, we perform asymptotic delay analysis of large-scale cache networks. Our focus lies in quantitatively understanding the relation between content popularity and delay performance as well as the impact of heterogeneity in terms of “nodes geometric importance” (i.e., more caching at caches with larger accessibility).

For mathematical tractability, we consider *static cache policies*, where contents are placed in caches in the networks a priori and they are not replaced over time. This removes the need of considering dynamic cache replacements which is regarded as one of the most complex parts in cache network analysis. However, it does not incur too much loss of generality since static cache policies can be regarded as approximation schemes or steady-state regimes of dynamic, general ones (see Section VI for simulation based validations). For example, a random, dynamic replacement policy can be approximated by a static, random content placement on caches. A better replacement policy would exploit temporal locality whose examples include LFU and LRU. Those policies can be approximately captured by static content placements which consider popularities in content requests, e.g., placing more popular contents in a cache with higher priority. This static policy has also been adopted in other cache network analysis research [11], [12]. In what follows, we summarize our key contributions.

CI Delay scaling laws: Homogenous per-node cache size.

We first study the asymptotic delay of cache networks under homogenous per-node cache sizes, i.e., cache sizes

are uniform among nodes. To this end, we develop an analysis module that provides the expected delay for a given routing distance between a content requester and the original content server, where the expectation is taken over (potentially) random server locations and random content placement policies. We asymptotically study the module for representative content placement policies, ranging from random to popularity-driven. This module is a highly versatile ‘black-box’ tool, enabling us to study the asymptotic delay performance independent from the details of cache network topology and request routing policy. Our results reveal precise asymptotic performances of cache networks in terms of content popularities, content placement policies, cache sizes and number of contents, which guides to design an efficient cache network in real-world scenarios.

C2 Delay scaling laws: Heterogeneous per-node cache size. Second, we study the asymptotic delay under heterogeneous per-node cache sizes, i.e., cache sizes are possibly non-uniform among nodes. The heterogeneity makes the analysis much challenging since the ‘topology-independent’ module we developed in the homogenous case *C1* is no longer applicable, i.e., one has to resolve a non-trivial geometric coupling between heterogeneous per-node cache sizes and content popularities. Due to such technical hardness, we focus on special network topologies where request routing policies consist of shortest-paths on a regular spanning tree, and obtain corresponding delay scaling laws under a simple sizing policy that has more cache sizes at geometrically important nodes. Our scaling laws imply that the caching gain incurred by heterogeneous cache sizing using nodes’ geometric importances increases; log-order delay reduction over homogeneous caching sizes.

We also provide simulation results to validate our theoretical results in *C1* and *C2*. In our results, we consider dynamic content request arrivals and run various, dynamic cache replacement policies: random, LFU, and LRU, and observe that our theoretical analysis have good matches with the results from simulations.

II. RELATED WORK

Analyzing cache performance started from a single-scale case [9], [10], [13], where the main focus was on deriving asymptotic or approximate closed-form of cache hit probabilities for well-known cache policies such as LRU, LFU, and FIFO, often on the assumption of IRM (Independence Reference Model) (no temporal correlations in the stream of requests) for tractability. A network of cache, in spite of only for limited topology, has been studied for web caches. The work [7], [8] adopted a fluid model for analyzing a hierarchical caching (i.e., caching at clients, institutions, regions, etc.), and proposed a new, analysis-inspired caching scheme. The authors in [14] studied tradeoffs between hierarchical and distributed caching (i.e., caching at only institutional edges), and proposed a hybrid scheme that has lower latency. Recently, the work [15] mathematically explained the intuitions in [7].

Over the recent three years, mainly due to emergence of information-centric networking, extensive attention has been made to analysis of general cache networks. The authors in [16] developed cooperative cache management schemes inspired by a solution of a linear programming (with objective of maximizing the traffic volume served by caches) over a tree-based cache network. The work in [17] provided an approximate model with LRU policy. In [11], the authors first proposed a Markov chain based mathematical model for a single router that models the time proportion that a content is cached, and then extended to a class of cache networks. In [18], the authors focused on the cache hit-ratio estimation with random replacement policy whose performance is shown to be similar to that of LRU, meaning that random replacement can be a low-cost candidate cache policy for the caches with high access rates. The authors in [19] compare the performance of a cache network for different cache sizing policies, depending on the importance of a cache node, e.g., degree centrality. Due to technical challenges in analyzing general topologies, a special class of topologies such as tree or cascade has been popularly studied [20], [21].

The asymptotic analysis of cache networks has been studied only in wireless (multi-hop) networks, to the best of our knowledge. In [12], it was proved the required link capacity decreases from $O(\sqrt{n})$ to down to $O(1)$ using caches, where n is the number of nodes. This is due to the reduction of wireless interference induced by the decrease in necessary transmissions in presence of caching. In [22], a dynamic content change at caches was modeled by abstracting cache dynamics with limited lifetime of cached content. They showed that maximum throughput becomes $1/\sqrt{n}$ and $1/\log n$ for grid and random networks, compared to $1/n$ and $1/\sqrt{n \log n}$ for non-cache network.

III. SYSTEM MODEL AND PROBLEM STATEMENT

A. Model

Network and content servers. We consider a sequence of graphs $\mathcal{G}_n = (\mathcal{V}_n, \mathcal{E}_n)$, where \mathcal{V}_n is the set of nodes or caches with $|\mathcal{V}_n| = n$ and $\mathcal{E}_n \subset \mathcal{V}_n \times \mathcal{V}_n$ describes neighboring relations between caches. In addition, we let \mathcal{C}_n be the set of contents, and \mathcal{S}_n be the set of servers containing the original contents. For notational simplicity, we will drop the subscript n for all quantities that depends on n , unless confusion arises. We assume that contents are of equal size and each content $c \in \mathcal{C}$ is stored in a single server, say s_c , and each server $s_c \in \mathcal{S}$ is attached to a randomly chosen node $v_c := v_{s_c} \in \mathcal{V}$. In this paper, we consider the case of one server per one content, but we remark that our results can be easily extended to multiple-server cases.

Content requests and routing. We assume that there are exogenous requests for contents at each cache, and locations of servers and content requesting nodes are uniformly at random in \mathcal{V} . In this environment, we assume that network capacity is large enough to ignore the negligible values such as waiting time at caches, and only consider the service time, denoted as the delay (see its formation definition in Section III-B).

Additionally, we assume each request is independent with others and the request rate of content $c_i \in \mathcal{C} = \{c_1, c_2, \dots\}$ is proportional to a Zipf-like distribution with parameter $\alpha > 0$:

$$p_i = \frac{K}{i^\alpha}, \quad (1)$$

where the normalizing constant K is such that $\frac{1}{K} = \sum_{i=1}^{|\mathcal{C}|} 1/i^\alpha$. For a higher value α , we sometimes say that a cache network is with *higher popularity bias*, i.e., content popularity difference is high in that network. When a request for content $c \in \mathcal{C}$ arrives at cache v , it is forwarded along the path given by some routing algorithm, e.g., the shortest path routing in \mathcal{G} , from the cache v to the server v_c . The request generates HIT at cache v if c is located at v on the routing path or MISS otherwise. In the MISS event, the request keeps being forwarded to a next cache in the routing path until reaching to the server v_c .

Caches and policies. Each cache $v \in \mathcal{V}$ stores a set of contents $\mathcal{C}_v \subset \mathcal{C}$ independently, and has the cache size $b_v := |\mathcal{C}_v| \geq 0$ with the network-wide cache budget $B = \sum_{v \in \mathcal{V}} b_v$. The primary goal of this paper is to choose appropriate $[b_v]_{v \in \mathcal{V}}$ and $[\mathcal{C}_v]_{v \in \mathcal{V}}$ for the high performance of the cache networked system. Clearly, how many and which contents can be stored in each cache is governed by *content placements* and *cache sizing policies*. For content placements, the following rules are studied in this paper:

- **URP (Uniformly Random Policy).** Each cache contains b_v contents which are chosen from \mathcal{C} uniformly at random.
- **PPP (Pure Popularity-based Policy).** Each cache contains b_v contents following the ‘pure’ (or ‘exact’) content popularity distribution, i.e., for a popularity parameter α .
- **TPP (Tilted Popularity-based Policy).** We also study more generalized popularity-based policies: each contains b_v contents following the Zipf-like distribution with parameter β (which may not be equal to α). Since we found that the choice $\beta = \alpha/2$ is optimal in some sense over many scenarios, we only focus on such a choice (see Section IV-B for details).
- **TPP-C (TPP with Cutting).** This policy is a variant of TPP, with main difference that contents under some threshold in the popularity ranking are not cached. Specifically, under the assumption that the average routing distance \bar{d} is given, we compute the content index $\hat{i} = \min\{s \cdot \bar{d}, |\mathcal{C}|\}$ (cf, s is the per-node cache size) and only the contents in $\{c_1, c_2, \dots, c_{\hat{i}}\} \subset \mathcal{C}$ are randomly cached, following the Zipf-like distribution with $\beta = \alpha/2$.

For cache sizing policies, we separately study the following:

- **Homogenous per-node cache size.** All caches have the same size such that $b_v = \frac{B}{n}$ for all $v \in \mathcal{V}$ (see Section IV).
- **Heterogeneous per-node cache size.** We also consider a setting concentrating cache budgets on more influential nodes, for instance, nodes with high ‘betweenness centrality’ that quantifies the fraction of shortest paths that pass through a node, i.e., cache budgets $[b_v]$ are different

among nodes (see Section V).

B. Performance Metric

In this section, we introduce the performance metric of our interest for cache networks. We define the delay of a content request as the number of (expected) hops until it finds the desired content, i.e., HIT occurs. Formally, let random variable X_i be the delay of the i -th request for some content in the (entire) cache network. Then, the asymptotic average delay Δ of the cache network is defined as follows:

$$\Delta \triangleq \lim_{N \rightarrow \infty} \mathbb{E} \left[\frac{1}{N} \sum_{i=1}^N X_i \right]$$

where it is not hard to check that the limit always exists given system setups $\mathcal{G}, [\mathcal{C}_v], \alpha$, and a routing policy.

For a fixed $d > 0$, let $\Delta(d)$ be the ‘‘expected’’ (or average) delay when the routing distance between a content requesting node and the server is d , where the expectation is taken with respect to the randomness in the requested content, content placement policy and cache sizing policy. More formally, for a given distance d ,

$$\Delta(d) = \sum_{i=1}^{|\mathcal{C}|} p_i \xi_i(d), \quad (2)$$

where $\xi_i(d)$ denotes the expected delay of contents c_i for a given distance d under a (fixed) routing policy. However, note that d is a also random variable, when a randomly chosen content requesting node is assumed. Thus, the actual average delay Δ is given by, from (2),

$$\Delta = \mathbb{E}[\Delta(d)] = \sum_d f_d \Delta(d) = \sum_d f_d \sum_{i=1}^{|\mathcal{C}|} p_i \xi_i(d), \quad (3)$$

where the expectation is taken over the distribution of random variable d and f_d is its probability which relies on the underlying topology of \mathcal{G} and a given routing policy.

Our objective is to study the asymptotic order of Δ under various setups, by studying $\Delta(d)$, which are analyzed in Sections IV and V. This study will asymptotically quantify the fundamental performance gains generated by the network of caches, which is expected to give practical implications into how we should design a cache network.

IV. HOMOGENOUS PER-NODE CACHE SIZE

A. Approach and LBND policy

In this section, we first focus on the case when each node has equal cache budget $s = s_v = B/n$ for all caches v . Content placement policies considered in our paper are mostly all identical random ones and do not differentiate particular caches. Hence, for a given routing path with distance d , the average delay $\xi_i(d)$ for content i depends only on the distance d and the cache hit probability h_{c_i} of content i at any arbitrary node, which is simply given by:

$$\xi_i(d) = \sum_{l=1}^{d-1} l \cdot h_{c_i} \cdot (1 - h_{c_i})^{l-1} + d \cdot (1 - h_{c_i})^{d-1}. \quad (4)$$

TABLE I

HOMOGENEOUS CACHE SIZE: DELAY OF FIVE STATIC CONTENT PLACEMENT POLICIES. TPP-C-AVG CORRESPONDS TO TPP-C WITH THE AVERAGE ROUTING DISTANCE (AND THUS DELAY UPPER-BOUND FROM JENSEN'S INEQUALITY)

	URP	PPP	LBND	TPP and TPP-C ($s \cdot \bar{d} \geq \mathcal{C} $)	TPP-C ($s \cdot \bar{d} < \mathcal{C} $)	TPP-C-AVG
$2 < \alpha$	$\Theta\left(\min\left[d, \frac{ \mathcal{C} }{s}\right]\right)$	$O\left(\min\left[\frac{(ds)^{1/\alpha}}{s}, \frac{ \mathcal{C} }{s}\right]\right)$	$\Theta(1)$	$\Theta(1)$	$O\left(\frac{d}{(s\bar{d})^{\alpha-1}}\right)$	$\Theta(1)$
$\alpha = 2$	$\Theta\left(\min\left[d, \frac{ \mathcal{C} }{s}\right]\right)$	$O\left(\min\left[\sqrt{\frac{d}{s}}, \frac{ \mathcal{C} }{s}\right]\right)$	$\Theta\left(\frac{\log(\min[s \cdot d, \mathcal{C}])}{s}\right)$	$O\left(\min\left[d, \frac{\log^2(\mathcal{C})}{s}, \frac{\log(\mathcal{C})\log(s \cdot d)}{s}\right]\right)$	$O\left(\frac{1}{s} \max[\log^2 \bar{d}, \frac{d}{\bar{d}}]\right)$	$O\left(\frac{\log^2(\min[s \cdot \bar{d}, \mathcal{C}])}{s}\right)$
$1 < \alpha < 2$	$\Theta\left(\min\left[d, \frac{ \mathcal{C} }{s}\right]\right)$	$O\left(\min\left[\frac{(ds)^{1/\alpha}}{s}, \frac{ \mathcal{C} }{s}\right]\right)$	$\Theta\left(\frac{(\min[s \cdot d, \mathcal{C}])^{2-\alpha}}{s}\right)$	$O\left(\min\left[d, \frac{ \mathcal{C} ^{2-\alpha}}{s}, \frac{ \mathcal{C} ^{(2-\alpha)\frac{\alpha-1}{\alpha}} d^{\frac{2}{\alpha}-1}}{s^{2-2/\alpha}}\right]\right)$	$O\left((s\bar{d})^{1-\alpha} \max[\bar{d}, d]\right)$	$O\left(\frac{(\min[s \cdot \bar{d}, \mathcal{C}])^{2-\alpha}}{s}\right)$
$\alpha = 1$	$\Theta\left(\min\left[d, \frac{ \mathcal{C} }{s}\right]\right)$	$\Theta\left(\min\left[d, \frac{ \mathcal{C} }{s}\right]\right)$	$\Theta\left(\min\left[d, \frac{ \mathcal{C} }{s \cdot \log \mathcal{C} }\right]\right)$	$O\left(\min\left[d, \frac{ \mathcal{C} }{s \cdot \log \mathcal{C} }\right]\right)$	$O\left(\max\left[\frac{\bar{d}}{\log \mathcal{C} }, d\right]\right)$	$O\left(\min\left[\bar{d}, \frac{ \mathcal{C} }{s \cdot \log \mathcal{C} }\right]\right)$
$0 < \alpha < 1$	$\Theta\left(\min\left[d, \frac{ \mathcal{C} }{s}\right]\right)$	$\Theta\left(\min\left[d, \frac{ \mathcal{C} }{s}\right]\right)$	$\Theta\left(\min\left[d, \frac{ \mathcal{C} }{s}\right]\right)$	$O\left(\min\left[d, \frac{ \mathcal{C} }{s}\right]\right)$	$O\left(\max\left[\bar{d} \cdot \left(\frac{s \cdot \bar{d}}{ \mathcal{C} }\right)^{1-\alpha}, d\right]\right)$	$O\left(\min\left[\bar{d}, \frac{ \mathcal{C} }{s}\right]\right)$

In addition to four content placement policies introduced in Section III, we also consider an unrealistic ideal policy, which we call **LBND** (Lower BouND), that provides delay lower bounds on $\Delta(d)$, i.e., any policy cannot beat it. In LBND, for any routing path between a content requesting node and the server, contents are assumed to be placed on caches with descending order of popularity from the most popular contents such as $\{c_1, \dots, c_s\}$, $\{c_{s+1}, \dots, c_{2s}\}, \dots$. Clearly, this is unrealistic because such a popularity-based descending ordering for *any* requesting node and server is impossible. Note that in LBND, $\xi_i(d)$, the average delay of content c_i for given distance d , is $\min\{[i/s], d\}$ where $[x]$ indicates the minimum integer satisfying $[x] \geq x$.

B. Main Result

Theorem 4.1 (Delay for homogeneous cache size): For a given routing distance d and the average routing distance \bar{d} between an arbitrary pair of content requester and content server, the average delay $\Delta(d)$ scales as those in Table I under homogenous per-node cache size.

The proof of Theorem 4.1 is in Section IV-D.

Here, we first provide interpretations of Theorem 4.1. For ease of explanation, we assume that $s = s_n = O(1)$, which is the most interesting case, because our natural interest lies in whether there is a delay reduction via a small amount of cache budget. For a constant per-node cache size, the results in Table I can be conveniently explained by dividing the regimes into (i) $C \ll d$ and $C \gg d$ (in the asymptotic sense).

- (a) We provide upper bounds (i.e., $O(\cdot)$) on $\Delta(d)$ for PPP, TPP, and TPP-C, and upper/lower bounds (i.e., $\Theta(\cdot)$) on $\Delta(d)$ for URP and LBND policies.
- (b) As expected, the caching gains of popularity-based policies such as PPP, TPP, TPP-C increase as content popularity bias parameter α grows.
- (c) For $\alpha > 2$ (very high popularity bias), TPP and TPP-C are order-optimal.
- (d) In case of $|\mathcal{C}| \ll d$, TPP and TPP-C outperforms PPP, where even PPP's delay becomes just the same as that

of URP, and TPP/TPP-C is very close to even LBND. This is because when $|\mathcal{C}| \ll d$, there is a large number of caching places from the requester to the corresponding server, in which case caching less popular contents such as TPP/TPP-C significantly helps in reducing delay, whereas a policy giving too much priority to more popular contents such as PPP is not highly effective.

- (e) However, in case of $|\mathcal{C}| \gg d$, the opposite occurs, i.e., due to lack of caches in the routing path, to reduce delay, more popular contents should be cached with high probability. Thus, PPP outperforms TPP, where TPP is no better than URP.
- (f) TPP-C can be regarded as an *adaptive* policy that works well for both cases, because it tends to cache more kinds of caches when $|\mathcal{C}| \ll d$, and focus on more popular contents when $|\mathcal{C}| \gg d$, by adaptively determining the contents that should not be cached.
- (g) As presented in (3), our analytical result $\Delta(d)$ in Theorem 4.1 can be plugged into the equation $\Delta = \sum_d f_d \Delta(d)$ to obtain the final average delay, once the distribution of routing distance f_d is known. However, in case when only *average* routing distance is available, our result is of great use, because from Jensen's inequality and concavity of Δ ,

$$\Delta = \mathbb{E}[\Delta(d)] \leq \Delta(\mathbb{E}[d]), \quad (5)$$

and by replacing d in Table I by the average routing distance $\bar{d} = \mathbb{E}[d]$, at least delay upper-bounds can be computed. In fact, we present this for TPP-C, named TPP-C-AVG in Table II, which shows delay performance being very close to LBND.

Why $\alpha/2$ in TPP and TPP-C? As mentioned earlier, TPP is the policy that provides more chances for less popular contents to be cached than PPP, and TPP-C is based on TPP with cutting the contents with "very low" popularity. But, why $\alpha/2$ in TPP/TPP-C, rather than $\alpha/3$ or $\alpha/10$? Just for simplicity of exposition, assume $s = 1$, i.e., each node can cache only one content, and also assume that the routing distance d is

TABLE II
ORDERS OF DELAY WITH URP, PPP, TPP, TPP-C, AND LBND POLICIES
FOR AVERAGE DISTANCE \bar{d} IN CASE STUDY

	URP	PPP	TPP	TPP-C	LBND
$2 < \alpha$	$O(\bar{d})$	$O((\bar{d})^{1/\alpha})$	$\Theta(1)$	$\Theta(1)$	$\Theta(1)$
$\alpha = 2$	$O(\bar{d})$	$O(\sqrt{\bar{d}})$	$O(\bar{d})$	$O(\log^2(\bar{d}))$	$O(\log \bar{d})$
$1 < \alpha < 2$	$O(\bar{d})$	$O((\bar{d})^{1/\alpha})$	$O(\bar{d})$	$O((\bar{d})^{2-\alpha})$	$O((\bar{d})^{2-\alpha})$
$0 < \alpha \leq 1$	$O(\bar{d})$	$O(\bar{d})$	$O(\bar{d})$	$O(\bar{d})$	$O(\bar{d})$

extremely large, just like the regime $d \gg C$. Now consider a cache placement policy under which content c_i is cached in each cache with probability q_i . Note that a special case when $q_i = p_i$ corresponds to PPP (because PPP directly applies the content popularity distribution to the cache placement distribution) Then, the expected delay $\Delta(d)$ becomes:

$$\Delta(d) = \sum_{i=1}^{|\mathcal{C}|} p_i \cdot \frac{1}{q_i} = \left(\sum_{i=1}^{|\mathcal{C}|} p_i \frac{1}{q_i} \right) \left(\sum_{i=1}^{|\mathcal{C}|} q_i \right) \geq \left(\sum_{i=1}^{|\mathcal{C}|} p_i \frac{1}{2} \right)^2,$$

where the last inequality comes from the Cauchy-Schwarz inequality. In Cauchy-Schwarz inequality, it is widely known that the equality holds if and only if there is some constant k such that $p_i \frac{1}{q_i} = k \cdot q_i$ for all i . Therefore, $\Delta(d)$ is minimized when $q_i \propto i^{-\frac{\alpha}{2}}$, and the minimum value is $\left(\sum_{i=1}^{|\mathcal{C}|} p_i \frac{1}{2} \right)^2$. This is why $\alpha/2$ is selected for TPP/TPP-C.

C. Application to Power-law and Erdős–Rényi graphs

As case studies, we now apply Theorem 4.1 to popular random graphs: Power-law (PL) and Erdős–Rényi (ER) graphs, where we assume a shortest-path based request routing algorithm, and $s = \Theta(1)$ and $|\mathcal{C}| = \Theta(n)$.

In the PL graph, the fraction of nodes with degree i is proportional to $1/i^\gamma$ for some constant $\gamma > 0$. If the average degree is strictly greater than 1, and $2 < \gamma < 3$, it is known that the average routing distance under the shortest path routing is $\bar{d} = \Theta(\log n / \log \log n)$ [23]. The ER-graph is constructed by randomly connecting two nodes with some probability, say p . If np is of order $\log n$, then the graph almost surely contains a giant component of size of order n connected with high probability, and it is known in [24] that the average routing distance under the shortest path routing is $\bar{d} = \Theta\left(\frac{\log n}{\log np}\right)$. Using those facts about the average routing distances under two example random graphs and applying \bar{d} for upper-bounds from Jensen's inequality (as in TPP-C-AVG), we obtain the delay orders for various content placement policies, shown in Table II, where major interpretations are summarized as: In both graphs,

- For $0 < \alpha < 1$, all policies have $O(\bar{d})$ delay, i.e., no caching gain occurs from content popularity.
- For $\alpha > 2$, TPP and TPP-C have $\Theta(1)$ delay (i.e., order-optimal).
- For any $\alpha > 0$, TPP-C policy outperforms other policies.

D. Proof of Theorem 4.1

Proof for URP. We first derive the hit probability h_{c_i} . Since each cache have s rooms for the content placement and there

are $|\mathcal{C}|$ contents, $\binom{|\mathcal{C}|}{s}$ possible contents configurations are located over all caches uniformly at random. Moreover, since the number of configurations including content c_i is $\binom{|\mathcal{C}|-1}{s-1}$, the hit probability of content c_i , h_{c_i} is $\frac{\binom{|\mathcal{C}|-1}{s-1}}{\binom{|\mathcal{C}|}{s}} = \frac{s}{|\mathcal{C}|}$, which is the same over all contents. Hence, one can easily compute $\Delta(d) = \xi_i(d)$ as follows:

$$\begin{aligned} \Delta(d) &= \xi_i(d) = \sum_{l=1}^{d-1} l \cdot h_{c_i} \cdot (1 - h_{c_i})^{l-1} + d \cdot (1 - h_{c_i})^{d-1} \\ &= \frac{1 - (1 - h_{c_i})^d}{h_{c_i}} = \frac{|\mathcal{C}|}{s} \left(1 - \left(1 - \frac{s}{|\mathcal{C}|} \right)^d \right) \\ &= \frac{|\mathcal{C}|}{s} \left(1 - \left(\left(1 - \frac{s}{|\mathcal{C}|} \right)^{\frac{|\mathcal{C}|}{s}} \right)^{\frac{ds}{|\mathcal{C}|}} \right) = \Theta\left(\frac{|\mathcal{C}|}{s} \left(1 - e^{-\frac{ds}{|\mathcal{C}|}} \right) \right) \end{aligned}$$

First, when $d \leq \frac{|\mathcal{C}|}{s}$, one can check that

$$\begin{aligned} \Delta(d) &= \Theta\left(\frac{|\mathcal{C}|}{s} \left(1 - e^{-\frac{ds}{|\mathcal{C}|}} \right) \right) \\ &= \Theta\left(\frac{|\mathcal{C}|}{s} \left(1 - \left(1 - \frac{ds}{|\mathcal{C}|} \right) \right) \right) = \Theta(d). \end{aligned}$$

On the other hand, when $d \geq \frac{|\mathcal{C}|}{s}$, it follows that $\Delta(d) = \Theta\left(\frac{|\mathcal{C}|}{s} \left(1 - e^{-\frac{ds}{|\mathcal{C}|}} \right)\right) = \Theta\left(\frac{|\mathcal{C}|}{s}\right)$. This completes the proof.

Proof for PPP. To begin with, one can lower bound the hit probability under PPP by: $h_{c_i} \geq 1 - (1 - p_i)^s$. Then, from the equation (4), we have

$$\begin{aligned} \xi_i(d) &= \frac{1 - (1 - h_{c_i})^d}{h_{c_i}} \leq \frac{1}{h_{c_i}} = 1 + \frac{(1 - p_i)^s}{1 - (1 - p_i)^s} \\ &= 1 + \frac{(1 - p_i)^s}{p_i \cdot \sum_{k=0}^{s-1} (1 - p_i)^k} \leq 1 + \frac{1}{s \cdot p_i}. \end{aligned} \quad (6)$$

Moreover, we know $\xi_i(d) \leq d$. Therefore, using these observations, for given routing distance d , the expected delay becomes

$$\begin{aligned} \Delta(d) &\leq 1 + \sum_{i=1}^{|\mathcal{C}|} p_i \cdot \min \left\{ \frac{1}{s \cdot p_i}, d \right\} \\ &\leq 1 + \sum_{i=1}^{i^*} p_i \cdot \frac{1}{s \cdot p_i} + \sum_{i=i^*+1}^{|\mathcal{C}|} p_i \cdot d, \end{aligned} \quad (7)$$

where i^* is an integer which we will decide later. Now, we will compute (7) depending on ranges of α .

(i) $\alpha > 1$: In this case, $K = \Theta(1)$ which is the normalizing constant for the popularity distribution. Thus, when we set $i^* = \Theta(\min\{|\mathcal{C}|, (s \cdot d)^{1/\alpha}\})$ and obtain

$$\begin{aligned} \Delta(d) &\leq 1 + \sum_{i=1}^{i^*} p_i \cdot \frac{1}{s \cdot p_i} + \sum_{i=i^*+1}^{|\mathcal{C}|} p_i \cdot d \\ &\leq 1 + \frac{i^*}{s} + O\left(\frac{d}{(i^*)^{1-\alpha}}\right) = O\left(\frac{\min\{|\mathcal{C}|, (s \cdot d)^{1/\alpha}\}}{s}\right). \end{aligned}$$

(ii) $\alpha = 1$: In this case, $K = \Theta(\frac{1}{\log(|\mathcal{C}|)})$ and we set $i^* = \Theta(\min\{|\mathcal{C}|, s \cdot d\})$. Then, we have

$$\Delta(d) \leq 1 + \frac{i^*}{s} + O\left(d - \frac{\log(i^*)}{\log(|\mathcal{C}|)}d\right) = O\left(\min\left\{\frac{|\mathcal{C}|}{s}, d\right\}\right).$$

(iii) $0 < \alpha < 1$: In this case, $K = \Theta((|\mathcal{C}|)^{\alpha-1})$ and we set $i^* = \Theta(\min\{|\mathcal{C}|, s \cdot d\})$. Then, we have

$$\begin{aligned} \Delta(d) &\leq 1 + \frac{i^*}{s} + O\left(\frac{(|\mathcal{C}|)^{1-\alpha} - (i^*)^{1-\alpha}}{(|\mathcal{C}|)^{1-\alpha}}d\right) \\ &= O\left(\min\left\{\frac{|\mathcal{C}|}{s}, d\right\}\right). \end{aligned}$$

Therefore, Theorem 4.1 for PPP follows.

Proof for TPP. By using the similar arguments for deriving (7) (using q_i instead of p_i), one can have that the expected delay $\Delta(d)$ is bounded as follow :

$$\begin{aligned} \Delta(d) &\leq 1 + \sum_{i=1}^{i^*} p_i \cdot \frac{1}{s \cdot q_i} + \sum_{i=i^*+1}^{|\mathcal{C}|} p_i \cdot d \\ &= 1 + \sum_{i=1}^{i^*} \frac{K}{K'} \cdot \frac{1}{s \cdot i^{\alpha/2}} + \sum_{i=i^*+1}^{|\mathcal{C}|} \frac{K}{i^\alpha} \cdot d, \quad (8) \end{aligned}$$

where i^* is an integer which we will decide later and K' is the normalizing constant for the probability distribution corresponding to q_i . Now we will do the case study depending on α similarly as we did before.

(i) $\alpha > 2$: In this case, $K = \Theta(1)$ and $K' = \Theta(1)$. Therefore, $\Delta(d) = O(1)$ where we set $i^* = |\mathcal{C}|$ in (8).

(ii) $\alpha = 2$: In this case, $K = \Theta(1)$ and $K' = \Theta(\frac{1}{\log(|\mathcal{C}|)})$. Thus, (8) becomes

$$\begin{aligned} \Delta(d) &= 1 + O\left(\log(|\mathcal{C}|) \cdot \frac{\log(i^*)}{s}\right) + O\left(\frac{d}{i^*}\right) \\ &= O\left(\min\left\{d, \frac{\log^2(|\mathcal{C}|)}{s}, \frac{\log(|\mathcal{C}|) \log(s \cdot d)}{s}\right\}\right), \end{aligned}$$

where we choose $i^* = \max\left\{1, \min\left\{|\mathcal{C}|, \frac{s \cdot d}{\log(|\mathcal{C}|)}\right\}\right\}$.

(iii) $1 < \alpha < 2$: In this case, $K = \Theta(1)$ and $K' = \Theta(\frac{1}{(|\mathcal{C}|)^{1-\alpha/2}})$. Thus, (8) becomes

$$\begin{aligned} \Delta(d) &= 1 + O\left((|\mathcal{C}|)^{1-\frac{\alpha}{2}} \cdot \frac{(i^*)^{1-\frac{\alpha}{2}}}{s}\right) + ((i^*)^{1-\alpha} \cdot d) \\ &= O\left(\min\left\{d, \frac{|\mathcal{C}|^{2-\alpha}}{s}, \frac{|\mathcal{C}|^{(2-\alpha)\frac{\alpha-1}{\alpha}} d^{1-\frac{2}{\alpha}}}{s^{2-2/\alpha}}\right\}\right), \end{aligned}$$

where we choose $i^* = \max\left\{1, \min\left\{|\mathcal{C}|, \frac{(s \cdot d)^{2/\alpha}}{(|\mathcal{C}|)^{2/\alpha-1}}\right\}\right\}$.

(iv) $\alpha = 1$: In this case, $K = \Theta(\frac{1}{\log(|\mathcal{C}|)})$ and $K' = \Theta(\frac{1}{(|\mathcal{C}|)^{1-\alpha/2}})$. Thus, (8) becomes

$$\begin{aligned} \Delta(d) &= O\left(\frac{|\mathcal{C}|^{\frac{1}{2}}}{\log|\mathcal{C}|} \cdot \frac{(i^*)^{\frac{1}{2}}}{s} + \frac{1}{\log|\mathcal{C}|} \log\frac{|\mathcal{C}|}{i^*} \cdot d\right) \\ &= O\left(\min\left\{d, \frac{|\mathcal{C}|}{s \cdot \log|\mathcal{C}|}\right\}\right), \end{aligned}$$

where we choose $i^* = \max\{1, \min\{|\mathcal{C}|, \frac{(s \cdot d)^2}{|\mathcal{C}|}\}\}$.

(v) $0 < \alpha < 1$: In this case, $K = \Theta(\frac{1}{(|\mathcal{C}|)^{1-\alpha}})$ and $K' = \Theta(\frac{1}{(|\mathcal{C}|)^{1-\alpha/2}})$. Thus, (8) becomes

$$\begin{aligned} \Delta(d) &= O\left(|\mathcal{C}|^{\frac{\alpha}{2}} \cdot \frac{(i^*)^{1-\frac{\alpha}{2}}}{s} + \frac{|\mathcal{C}|^{1-\alpha} - (i^*)^{1-\alpha}}{|\mathcal{C}|^{1-\alpha}} \cdot d\right) \\ &= O\left(\min\left\{d, \frac{|\mathcal{C}|}{s}\right\}\right), \end{aligned}$$

where we choose $i^* = \Theta(\min\{|\mathcal{C}|, s \cdot d\})$. Therefore, Theorem 4.1 for TPP follows.

Proof for TPP-C. TPP-C is the same policy with TPP when $|\mathcal{C}| \leq s \cdot \bar{d}$. Thus, in this proof, we will only consider the case $|\mathcal{C}| > s \cdot \bar{d}$. Then, similarly as we did before, we have

$$\begin{aligned} \Delta(d) &\leq 1 + \sum_{i=1}^{\hat{i}} p_i \cdot \frac{1}{s \cdot \hat{q}_i} + \sum_{i=\hat{i}+1}^{|\mathcal{C}|} p_i \cdot d \\ &= 1 + \frac{K}{s \cdot M^2} + \sum_{i=\hat{i}+1}^{|\mathcal{C}|} \frac{K}{i^\alpha} \cdot d, \quad (9) \end{aligned}$$

where $M := \left(\sum_{i=1}^{\hat{i}} \frac{1}{i^{\alpha/2}}\right)^{-1}$ and we set $\hat{i} = s \cdot \bar{d}$.

(i) $2 < \alpha$: In this case, $M = \Theta(1)$ and $1 + \frac{2K}{s \cdot M^2} = \Theta(1)$. Thus, we have

$$\begin{aligned} \Delta(d) &= O\left(\sum_{i=\hat{i}+1}^{|\mathcal{C}|} \frac{K}{i^\alpha} \cdot d\right) = \Theta\left(d \cdot (\hat{i}^{1-\alpha} - |\mathcal{C}|^{1-\alpha})\right) \\ &= \Theta\left(d((s \cdot \bar{d})^{1-\alpha} - |\mathcal{C}|^{1-\alpha})\right). \end{aligned}$$

(ii) $\alpha = 2$: In this case $\frac{1}{M} = \Theta(\log(\hat{i}))$ and (9) becomes

$$\Delta(d) = O\left(\frac{1}{s} \log^2(s \cdot \bar{d}) + d \cdot \left(\frac{1}{s \cdot \bar{d}} - \frac{1}{|\mathcal{C}|}\right)\right).$$

(iii) $1 < \alpha < 2$: In this case $\frac{1}{M} = \Theta((\hat{i})^{1-\alpha/2})$ and $K = \Theta(1)$. Thus, (9) becomes,

$$\Delta(d) = O\left(\frac{(s \cdot \bar{d})^{2-\alpha}}{s} + d \cdot ((s \cdot \bar{d})^{1-\alpha} - |\mathcal{C}|^{1-\alpha})\right).$$

(iv) $\alpha = 1$: In this case, $K = \Theta(1/\log|\mathcal{C}|)$ and (9) becomes

$$\Delta(d) = O\left(\frac{\bar{d}}{\log|\mathcal{C}|} + d \cdot \left(1 - \frac{\log(s \cdot \bar{d})}{\log|\mathcal{C}|}\right)\right).$$

(v) $0 < \alpha < 1$: In this case, $K = \Theta(|\mathcal{C}|^{\alpha-1})$ and (9) becomes

$$\begin{aligned} \Delta(d) &= O\left(\frac{s \cdot \bar{d}}{s} \left(\frac{s \cdot \bar{d}}{|\mathcal{C}|}\right)^{1-\alpha} + d \cdot \left(1 - \left(\frac{s \cdot \bar{d}}{|\mathcal{C}|}\right)^{1-\alpha}\right)\right) \\ &= O\left(\bar{d} \cdot \left(\frac{s \cdot \bar{d}}{|\mathcal{C}|}\right)^{1-\alpha} + d \cdot \left(1 - \left(\frac{s \cdot \bar{d}}{|\mathcal{C}|}\right)^{1-\alpha}\right)\right). \end{aligned}$$

Therefore, Theorem 4.1 for TPP-C follows.

Proof for LBND. Since $\xi_i(d) = \min\{i/s, d\}$ under LBND, it follows that

$$\Delta(d) = \sum_{i=1}^{|\mathcal{C}|} p_i \cdot \xi_i(d) = \sum_{i=1}^s p_i \cdot \min\{d, 1\} + \sum_{i=s+1}^{2s} p_i \cdot \min\{d, 2\}$$

$$+ \dots + \sum_{i=(\lceil |\mathcal{C}|/s \rceil - 1)s+1}^{|\mathcal{C}|} p_i \cdot \min \left\{ d, \left\lceil \frac{|\mathcal{C}|}{s} \right\rceil \right\} \quad (10)$$

Let $z = \min \left\{ d, \left\lceil \frac{|\mathcal{C}|}{s} \right\rceil \right\}$ and we can rewrite (10) as follows:

$$\Delta(d) = \sum_{l=1}^z \sum_{i=1+(l-1)s}^{|\mathcal{C}|} K/i^\alpha.$$

We now prove the desired results for different values of α . To this end, we first find the order of K and the order of remaining terms, separately, and then, we will combine the results to get the delay order.

(i) $2 < \alpha$: In this case, $K = \Theta(1)$ since

$$\frac{1}{K} = \sum_{i=1}^{|\mathcal{C}|} \frac{1}{i^\alpha} = \Theta \left(\int_{x=1}^{|\mathcal{C}|} \frac{1}{x^\alpha} dx \right) = \Theta(1). \quad (11)$$

In addition, we compute that

$$\begin{aligned} \sum_{l=1}^z \sum_{i=1+(l-1)s}^{|\mathcal{C}|} \frac{1}{i^\alpha} &= \Theta \left(1 + \int_0^{z-1} \int_{k \cdot s+1}^{|\mathcal{C}|} \frac{1}{x^\alpha} dx dk \right) \\ &= \Theta \left(1 + \int_0^{z-1} (k \cdot s + 1)^{1-\alpha} - |\mathcal{C}|^{1-\alpha} dk \right) \\ &= \Theta \left(1 + \frac{1 - (zs)^{2-\alpha}}{s} \right) = \Theta(1). \end{aligned}$$

Thus, the delay order becomes $\Theta(1)$.

(ii) $\alpha = 2$: In this case, as (11), $K = \Theta(1)$ and

$$\begin{aligned} \sum_{l=1}^z \sum_{i=1+(l-1)s}^{|\mathcal{C}|} \frac{1}{i^2} &= \Theta \left(\int_0^{z-1} \int_{k \cdot s+1}^{|\mathcal{C}|} \frac{1}{x^2} dx dk \right) \\ &= \Theta \left(\int_0^z (k \cdot s + 1)^{-1} - |\mathcal{C}|^{-1} dk \right) = \Theta \left(\frac{\log(zs)}{s} \right). \end{aligned}$$

Thus, it follows that $\Delta(d) = \Theta\left(\frac{\log z}{s}\right)$.

(iii) $1 < \alpha < 2$: In this case, as (11), $K = \Theta(1)$ and

$$\begin{aligned} \sum_{l=1}^z \sum_{i=1+(l-1)s}^{|\mathcal{C}|} \frac{1}{i^\alpha} &= \Theta \left(\int_0^{z-1} \int_{k \cdot s+1}^{|\mathcal{C}|} \frac{1}{x^\alpha} dx dk \right) \\ &= \Theta \left(\int_0^{z-1} (k \cdot s + 1)^{1-\alpha} - |\mathcal{C}|^{1-\alpha} dk \right) = \Theta \left(\frac{(zs)^{2-\alpha}}{s} \right). \end{aligned}$$

Thus, it follows that $\Delta(d) = \Theta\left(\frac{(zs)^{2-\alpha}}{s}\right)$.

(iv) $\alpha = 1$: In this case, $K = \Theta(1/\log(|\mathcal{C}|))$ since $1/K = \sum_{i=1}^{|\mathcal{C}|} 1/i = \Theta(\log(|\mathcal{C}|))$. The order of remaining terms is

$$\begin{aligned} \sum_{l=1}^z \sum_{i=1+(l-1)s}^{|\mathcal{C}|} \frac{1}{i} &= \Theta \left(\int_0^{z-1} \int_{k \cdot s+1}^{|\mathcal{C}|} \frac{1}{x} dx dk \right) \\ &= \Theta \left(\int_0^{z-1} \log(|\mathcal{C}|) - \log(k \cdot s + 1) dk \right) \\ &= \Theta(z \log(|\mathcal{C}|) - z \log(zs) + z). \end{aligned}$$

Thus, it follows that $\Delta(d) = \Theta\left(\frac{z \log(|\mathcal{C}|) - z \log(zs) + z}{\log(|\mathcal{C}|)}\right)$.

(v) $0 < \alpha < 1$: In this case, $K = \Theta(|\mathcal{C}|^{\alpha-1})$ and we also find

the order of remaining terms as follows:

$$\begin{aligned} \sum_{l=1}^z \sum_{i=1+(l-1)s}^{|\mathcal{C}|} \frac{1}{i^\alpha} &= \Theta \left(\int_0^{z-1} \int_{k \cdot s+1}^{|\mathcal{C}|} \frac{1}{x^\alpha} dx dk \right) \\ &= \Theta \left(\int_0^{z-1} |\mathcal{C}|^{1-\alpha} - (k \cdot s + 1)^{1-\alpha} dk \right) \\ &= \Theta \left(z|\mathcal{C}|^{1-\alpha} - \frac{s^{1-\alpha} z^{2-\alpha}}{2-\alpha} \right). \end{aligned}$$

Since $sz \leq |\mathcal{C}|$, we conclude that $\Delta(d) = \Theta(z)$. Therefore, Theorem 4.1 for LBND follows.

V. HETEROGENEOUS PER-NODE CACHE SIZE

A. Motivation, Challenges and Model

The study in Section IV enables us to purely focus on the impact of content popularity based caching on delay under the assumption of equal per-node cache size. However, it may be possible to gain more benefits by caching more contents at the caches that has more geometric importance. Examples include the policy that assign more cache budgets at the nodes with, e.g., high degrees or high access in request routing. This section is devoted to quantifying such an impact of heterogeneous cache sizing on delay.

The heterogeneity in per-node cache size adds more challenges to analysis. As done in Section IV, for homogenous cache sizing, the probabilistic characteristics of random delay depends only on the given routing distance, independent from their locations and the routing path details. However, for the heterogeneous cache sizing, delay depends on the routing path, not just the routing distance. Thus, it seems inevitable to analyze the delay scaling laws in an topology-dependent manner.

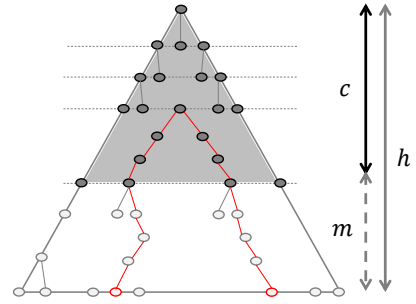


Fig. 1. Regular spanning tree topology and BoW (Black or White) cache sizing policy, where the red line represents the shortest path between two nodes located in the bottom of the tree.

Regular tree and BoW (Black or White) sizing policy. In this paper, we consider a cache network whose topology is a $(r+1)$ -regular spanning tree, and shortest-path based routing, as illustrated in Fig. 1. The tree has total n nodes and h layers, and each node has r children except that the root has $r+1$ children, such that every node has $r+1$ neighbors. This enables us to cover a large class of popular topologies, ranging from a line network to a star network, by simply changing r (e.g., a line for $r = 1$). We note that such tree topologies have popularly been used in P2P streaming systems [25], [26] and

TABLE III
ASYMPTOTIC DELAY WITH TPP-C AND LBND POLICIES WHEN
 $B = \Theta(n)$, WHERE $X = \min[\log_r n, |\mathcal{C}|]$. \Leftarrow MEANS THAT THE
CORRESPONDING VALUE IS SAME AS ITS LEFT ONE. SIMILAR MEANING
FOR \Uparrow .

	Homogeneous size		Heterogeneous size	
	TPP-C	LBND	TPP-C	LBND
$2 < \alpha$	$\Theta(1)$	$\Theta(1)$	$\Theta(1)$	$\Theta(1)$
$\alpha = 2$	$O(\log_r^2(X))$	$O(\log_r(X))$	$O(\log_r \log_r(X))$	\Leftarrow
$1 < \alpha < 2$	$O(X^{2-\alpha})$	\Leftarrow	$O(\log_r(X))$	\Leftarrow
$\alpha = 1$	$O(\min[\log_r n, \frac{ \mathcal{C} }{\log_r \mathcal{C} }])$	\Leftarrow	$O(\log_r(\min[n, \mathcal{C}]))$	\Leftarrow
$0 < \alpha < 1$	$O(\min[\log_r n, \mathcal{C}])$	\Leftarrow	\Uparrow	\Leftarrow

several content routing proposals in ICN [27]. We comment that we assume ‘perfect regularity’ because of simplicity in analysis, and our work can be readily extended to non-regular spanning trees.

There may be a large number of candidate cache sizing policies, out of which we consider a very simple policy, called *BoW (Black or White)*, which partitions the entire nodes into nodes are cacheable (black) and non-cacheable (white), respectively. In other words, the system-wide cache budget is divided only among black nodes, and especially in BoW, the nodes only up-to the c -th layer become black, as seen in Fig. 1, where c should be carefully chosen to achieve low delay. Again, although not optimal, this simple policy provides a lower bound on the gain from heterogeneous cache sizing.

B. Main Results

Theorem 5.1: Delay for heterogenous cache size The average delay Δ scales as those in Table III for BoW cache sizing policy and shortest-path request routing under the $(r + 1)$ -regular spanning tree topology.

The proof of Theorem 5.1 is in Section V-C. Here, we summarize the key proof techniques and the interpretations of Theorem 5.1.

- (a) In this topology, $h = \Theta(\log_r n)$ and for any fixed $c \geq 1$, the per-node cache size b_v for each black node v (i.e., nodes up-to the c -th layer) is $\Theta(\frac{B}{r^c})$. Let $m \triangleq h - c$. The key lies in how to choose c for small delay, as explained in what follows: First, note that the delay is bounded by: $\Delta \leq 2m + 2\Delta_{\text{black}}(m)$, where Δ_{black} denotes the expected delay experienced in the ‘black region’ whose bound can be computed by Theorem 4.1. The best m^* that minimizes $2m + 2\Delta_{\text{black}}(m)$ is our interest, where m^* should be chosen such that the delays in the white and black regions are equal in the asymptotic sense, i.e., $m^* = \Theta(\Delta_{\text{black}}(m^*))$.
- (b) TPP-C and LBND in heterogenous cache sizing achieve approximately log-order delay reduction over those in homogeneous cache sizing. In particular, TPP-C’s delay becomes the same as LBND in all popularity bias.
- (c) Caching gains due to cache sizing increase with the degree r of the tree.

- (d) For $\alpha \leq 1$ (i.e., low popularity bias) and $|\mathcal{C}| > \log_r n$, where $\log_r n$ is the (worst-case) routing distance order in our tree topology, the delay becomes the same as the order of routing distance d . This implies that caching cannot enhance delay.
- (e) Recall that $m^* = \Theta(\Delta_{\text{black}}(m^*))$ in (a). From the results that the delay order decreases as α increases, we can conclude that all cache nodes becomes useful, as the distribution of the content popularity is skewed more.

C. Proof of Theorem 5.1

Proof for TPP-C. First, note that Δ_{black} is the delay of TPP-C computable using Theorem 4.1 when the average distance is c and per node cache size $s = \Theta(\frac{B \cdot r^m}{n})$. We again consider the following ranges of α separately.

(i) $2 < \alpha$: In this case, $\Delta_{\text{black}} = \Theta(1)$ and $\Delta = O(\min_{1 \leq m \leq h} 1 + m)$. In other words, the homogeneous cache sizing is sufficient, i.e., $m = \Theta(1)$, and $\Delta = \Theta(1)$.

(ii) $\alpha = 2$: In this case, $\Delta(\bar{d}) = O\left(\frac{\log^2(\min\{s \cdot \bar{d}, |\mathcal{C}|\})}{s}\right)$ and

$$\Delta = O\left(\min_{1 \leq m \leq h} m + \frac{n \cdot \log^2(\min\{\frac{B \cdot r^m \cdot (h-m)}{n}, |\mathcal{C}|\})}{B \cdot r^m}\right)$$

$$= O\left(\log_r\left(\frac{n}{B} \log(\min\{\frac{B \log_r n}{n}, |\mathcal{C}|\})\right)\right),$$

where the minimum occurs when the order of m is the same with the order of Δ .

(iii) $1 < \alpha < 2$: In this case, $\Delta(\bar{d}) = O\left(\frac{(\min\{s \cdot \bar{d}, |\mathcal{C}|\})^{2-\alpha}}{s}\right)$ and

$$\Delta = O\left(\min_{1 \leq m \leq h} m + \frac{n \cdot (\min\{\frac{B \cdot r^m \cdot (h-m)}{n}, |\mathcal{C}|\})^{2-\alpha}}{B \cdot r^m}\right)$$

$$= O\left(\log_r\left(\frac{n}{B} \min\{\log_r n, |\mathcal{C}|\}\right)\right).$$

(iv) $\alpha = 1$: In this case, $\Delta(\bar{d}) = O\left(\min\left\{\bar{d}, \frac{|\mathcal{C}|}{s \cdot \log |\mathcal{C}|}\right\}\right)$ and

$$\Delta = O\left(\min_{1 \leq m \leq h} m + \min\left\{h - m, \frac{n \cdot |\mathcal{C}|}{B \cdot r^m \cdot \log |\mathcal{C}|}\right\}\right)$$

$$= O\left(\log_r\left(\min\left\{n, \frac{n}{B} \cdot |\mathcal{C}|\right\}\right)\right).$$

(v) $1 > \alpha > 0$: In this case, $\Delta(\bar{d}) = O\left(\min\left\{\bar{d}, \frac{|\mathcal{C}|}{s}\right\}\right)$ and

$$\Delta = O\left(\min_{1 \leq m \leq h} m + \min\left\{h - m, \frac{n \cdot |\mathcal{C}|}{B \cdot r^m}\right\}\right)$$

$$= O\left(\log_r\left(\min\left\{n, \frac{n}{B} \cdot |\mathcal{C}|\right\}\right)\right).$$

Therefore, Theorem 5.1 for TPP-C follows.

Proof for LBND. First, observe that that in Theorem 4.1, the delay order of LBND is the same with that of TPP-C except the case $\alpha = 2$. Thus, we only consider $\alpha = 2$ and in this case, $\Delta(\bar{d}) = \Theta\left(\frac{\log(\min\{s \cdot \bar{d}, |\mathcal{C}|\})}{s}\right)$ due to Theorem 4.1. When

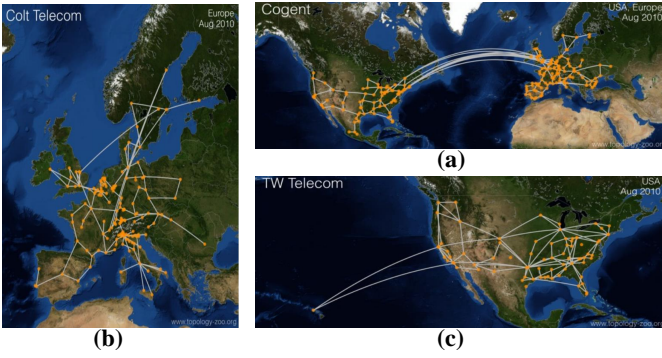


Fig. 2. AS topologies of (a) Cogent (Europe-USA), (b) Colt Telecom (Europe), and (c) TW Telecom (USA) [28]

we put $\bar{d} = c$ and $s = \Theta(\frac{B \cdot r^m}{n})$, we have

$$\begin{aligned} \Delta &= O\left(\min_{1 \leq m \leq h} m + \frac{n \cdot \log(\min\{\frac{B \cdot r^m \cdot (h-m)}{n}, |\mathcal{C}|\})}{B \cdot r^m}\right) \\ &= O\left(\log_r\left(\frac{n}{B} \log(\min\{\frac{B \log_r n}{n}, |\mathcal{C}|\})\right)\right). \end{aligned}$$

Therefore, Theorem 5.1 for LBND follows.

VI. SIMULATION RESULTS

In this section, we verify the results in Theorems 4.1 with scenarios I (line topology) and II (three AS topologies; Cogent (USA-Europe), Colt Telecom (Europe), and TW Telecom (USA) from [28], as seen in Fig. 2), and identify the effects of BoW cache sizing policy in Theorem 5.1 with scenario III (tree topology in Fig. 1). In scenario III, we consider that all requests arrive at one of nodes located in bottom of the tree, and all content servers are attached to the top node. Thus, all shortest path, from a requested node to the server, pass through the cacheable (black) and non-cacheable (white) regions in BoW cache sizing policy, as we mentioned in Section V. We conducted an off-line processing to understand topologies, presented in Table IV, whose features are sufficiently heterogeneous without the average degree.

TABLE IV
SIMULATION ENVIRONMENTS IN SCENARIOS I, II, AND III

Scenario	I	II			III
Topology	Line	Cogent	Colt Tel.	Tw Tel.	Tree
N	200	197	153	76	98302
Average degree	2	2.49	2.50	3.08	3
\bar{d}	66.33	10.40	8.24	3.21	15
$ \mathcal{C} , s$	400, 50	3000, 5			3000, 5
$\hat{i} = \min[s \cdot \bar{d}, \mathcal{C}]$	400	50	40	15	75

We construct the simulation environment such that $s \cdot \bar{d} \ll |\mathcal{C}|$ except scenario I, based on the recent trend of explosive increase in the number of contents. To get simulation results, we perform 10 times of random instances during 100000 slots. For each test, we first place content servers uniformly at random, and a content request arrives at a cache with probability 0.5 at the beginning of the time slot, and unresolved requests

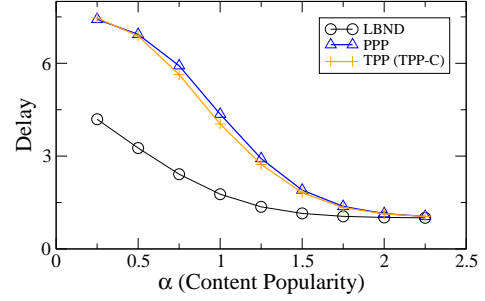


Fig. 3. Delay performance for line topology with $s = 50$ in scenario I: the average delays of TPP (TPP-C) is less than or equal to that of PPP.

are forwarded to the next cache under the shortest path routing. Figures 3, 4 and 5 show the results of various caching policies over scenarios I, II and III, respectively. We test not only static strategies introduced in this work, but also dynamic caching strategies LRU and LRU.

(i) **Comparison of static strategies, PPP, TPP, and TPP-C.** As indicated in Theorem 4.1, the average delays of TPP (TPP-C) is slightly less than or equal to that of PPP when $s \cdot \bar{d} \gg |\mathcal{C}|$ as illustrated in Fig. 3. On the other hand, we observe that the average delays of PPP and TPP-C are far better than that of TPP when $s \cdot \bar{d} \ll |\mathcal{C}|$ as shown in Fig. 4. Moreover, TPP-C policy generally outperforms other policies for any topology and α . Especially, in comparison between TPP-C and PPP, as stated in Theorem 4.1 (and Table I), their delay difference becomes higher for low content popularity bias.

(ii) **Comparison with dynamic strategies LRU and LRU.** In this work, we provide asymptotic analysis with static policies instead of real, dynamic cache replacement policies such as LRU and LRU, operating without any prior knowledge about the content popularity distribution. However, the average delays with PPP and TPP-C are less than or equal to that with LRU policy and slightly greater than that with LRU policy, as shown in Fig. 4, basically meaning that our results can be useful to predict the delay performance of real cache networks.

(iii) **Comparison with homogeneous caching and BoW cache sizing policy for LBND and TPP-C.** Fig. 5 shows the effectiveness of BoW cache sizing policy as we verified in Theorem 5.1. We obtain the average delay with homogeneous caching when the nodes up to the 15-th layer are cacheable (Black). On the other hand, the average delay with heterogeneous caching is the minimum value among the average delays of four cases when the nodes up to the 11-th, 12-th, 13-th, and 14-th layers are cacheable, respectively. For $\alpha \geq 2$, the average delay of TPP-C with heterogeneous caching is slightly greater than that with homogeneous caching. Since the request popularity is centralized in few contents, there is no gain from the heterogeneous caching. On the other hand, for $\alpha < 2$, the average delay of TPP-C is reduced by heterogeneous caching policy.

VII. CONCLUSION

In this paper, we performed asymptotic analysis of the delay performance of large-scale cache networks. We focused

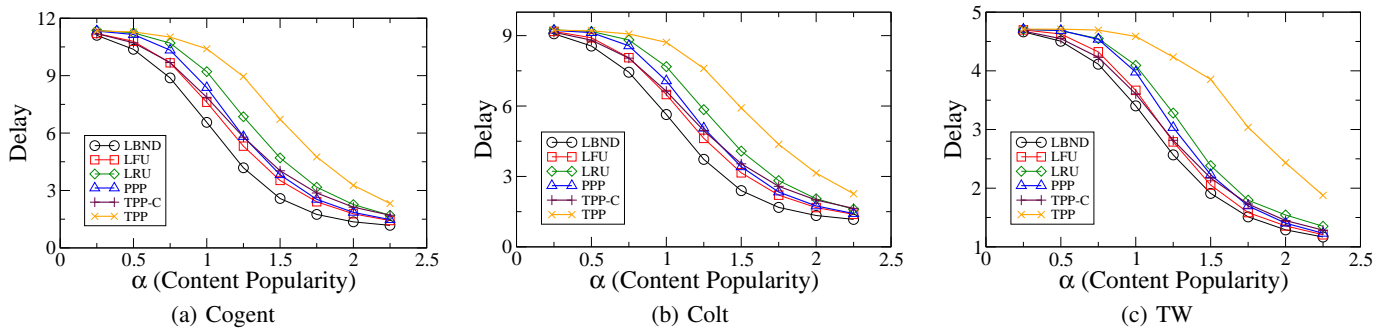


Fig. 4. Delay performance for three AS topologies in scenario II: PPP and TPP-C's delay is slightly larger and smaller than LFU and LRU, respectively. Thus, our analysis in this paper is useful for predicting the performance of cache networks.

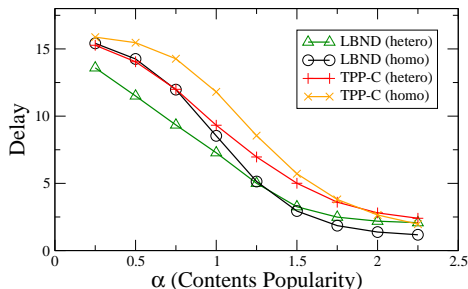


Fig. 5. Delay performance for tree topology in scenario III: the average delay with heterogeneous caching is lower than that with homogeneous caching when $\alpha < 2$.

on quantitatively understanding the relation between content popularity and delay performance as well as the impact of heterogeneity in terms of node importance. We first studied the asymptotic delay performance of cache networks under homogenous per-node cache budget. We showed that there are small and large gains in popularity-based content placements when contents are highly homogenous and heterogeneous, respectively. Second, we showed the asymptotic delay performance of cache networks under heterogeneous per-node cache budget and the caching gain incurred by heterogeneous cache sizing using nodes geometric importances increases.

REFERENCES

- [1] T. Koponen, M. Chawla, B.-G. Chun, A. Ermolinskiy, K. H. Kim, S. Shenker, and I. Stoica, "A data-oriented (and beyond) network architecture," in *Proc. ACM SIGCOMM*, 2007.
- [2] L. Zhang, D. Estrin, J. Burke, V. Jacobson, J. D. Thornton, D. K. Smetters, B. Zhang, G. Tsudik, D. Massey, C. Papadopoulos *et al.*, "Named data networking (NDN) project," *Relatório Técnico NDN-0001*, Xerox Palo Alto Research Center-PARC, 2010.
- [3] V. Jacobson, D. K. Smetters, J. D. Thornton, M. F. Plass, N. H. Briggs, and R. L. Braynard, "Networking named content," in *Proc. ACM CoNext*, 2009.
- [4] N. Niebert, S. Baucke, I. El-Khayat, M. Johnsson, B. Ohlman, H. Abramowicz, K. Wuenstel, H. Woesner, J. Quittek, and L. Correia, "The way 4WARD to the creation of a future Internet," in *Proc. IEEE PIMRC*, 2008.
- [5] N. Fotiou, G. C. Polyzos, P. Nikander, and D. Trossen, "Developing information networking further: from PSIRP to PURSUIT," in *Proc. ICST Broadnets*, 2010.
- [6] G. Garcia, A. Beben, F. J. Ramon, A. Maeso, I. Psaras, G. Pavlou, N. Wang, J. Sliwinski, S. Spirou, S. Soursos, and E. Hadjioannou, "COMET: content mediator architecture for content-aware networks," in *In Proc. Future Network and Mobile Summit*, 2011.
- [7] H. Che, Z. Wang, and Y. Tung, "Analysis and design of hierarchical Web caching systems," in *Proc. Infocom*, 2001.
- [8] H. Che, Y. Tung, and Z. Wang, "Hierarchical Web caching systems: modeling, design and experimental results," *IEEE Journal on Selected Areas in Communications*, vol. 20, no. 7, pp. 1305–1314, 2002.
- [9] A. Dan and D. Towsley, "An approximate analysis of the LRU and FIFO buffer replacement schemes," *Performance Evaluation Review*, vol. 18, no. 1, pp. 143–152, 1990.
- [10] P. Jelenković, "Asymptotic approximation of the move-to-front search cost distribution and least-recently-used caching fault probabilities," *The Annals of Applied Probability*, vol. 9, no. 2, pp. 430–464, 1999.
- [11] I. Psaras, R. G. Clegg, R. Landa, W. K. Chai, and G. Pavlou, "Modelling and evaluation of CCN-caching trees," in *Proc. NETWORKING*. Springer, 2011, pp. 78–91.
- [12] S. Gitzenis, G. S. Paschos, and L. Tassiulas, "Asymptotic laws for content replication and delivery in wireless networks," in *Proc. Infocom*, 2012.
- [13] P. R. Jelenkovic, X. Kang, and A. Radovanovic, "Near optimality of the discrete persistent access caching algorithm," in *Proc. International Conference on Analysis of Algorithms*, 2005.
- [14] P. Rodriguez, C. Spanner, and E. W. Biersack, "Analysis of Web caching architectures: hierarchical and distributed caching," *IEEE Transactions on Networking*, vol. 9, no. 4, pp. 404–418, 2001.
- [15] C. Fricker, P. Robert, and J. Roberts, "A versatile and accurate approximation for LRU cache performance," in *Proc. ITC*, 2012.
- [16] S. Borst, V. Gupta, and A. Walid, "Distributed caching algorithms for content distribution networks," in *Proc. IEEE Infocom*, 2010.
- [17] E. Rosensweig, J. Kurose, and D. Towsley, "Approximate models for general cache networks," in *Proc. Infocom*, 2010.
- [18] M. Gallo, B. Kauffmann, L. Muscariello, A. Simonian, and C. Tanguy, "Performance evaluation of the random replacement policy for networks of caches," in *Proc. ACM SIGMETRICS*, 2012.
- [19] D. Rossi and G. Rossini, "On sizing CCN content stores by exploiting topological information," in *Proc. IEEE NOMEN*, 2012.
- [20] L. Muscariello, G. Carofiglio, and M. Gallo, "Bandwidth and storage sharing performance in information centric networking," in *Proc. ACM SIGCOMM workshop on Information-centric networking*, 2011.
- [21] G. Carofiglio, M. Gallo, L. Muscariello, and D. Perino, "Modeling data transfer in content-centric networking," in *Proc. ITC*, 2011.
- [22] B. Azimdoost, C. Westphal, and H. R. Sadjadpour, "On the throughput capacity of information-centric networks," *arXiv preprint arXiv:1210.1185*, 2012.
- [23] F. Chung and L. Lu, "The average distances in random graphs with given expected degrees," vol. 99, no. 25. National Acad Sciences, 2002, pp. 15 879–15 882.
- [24] M. Draief and L. Massouli, *Epidemics and rumours in complex networks*. Cambridge University Press, 2010.
- [25] S. Liu, M. Chen, S. Sengupta, M. Chiang, J. Li, and P. A. Chou, "P2P streaming capacity under node degree bound," in *Proc. IEEE Distributed Computing Systems*, 2010.
- [26] T. Xu, J. Chen, W. Li, S. Lu, Y. Guo, and M. Hamdi, "Supporting VCR-like operations in derivative tree-based P2P streaming systems," in *Proc. ICC*, 2009.
- [27] M. Bari, S. Rahman Chowdhury, R. Ahmed, R. Boutaba, and B. Mathieu, "A survey of naming and routing in information-centric networks," *IEEE Communications Magazine*, vol. 50, no. 12, pp. 44–53, 2012.
- [28] "The Internet topology zoo," <http://www.topology-zoo.org/dataset.html>.