

Electron/Muon Specific Two Higgs Doublet Model

Yuji Kajiyama,^{1,*} Hiroshi Okada,^{2,†} and Kei Yagyu^{3,‡}

¹*Akita Highschool, Tegata-Nakadai 1, Akita, 010-0851, Japan*

²*School of Physics, KIAS, Seoul 130-722, Korea*

³*Department of Physics, National Central University, Chungli, Taiwan 32001, ROC*

We discuss two Higgs doublet models with a softly-broken discrete \mathbb{S}_3 symmetry, where the mass matrix for charged-leptons is predicted as the diagonal form in the weak eigenbasis of lepton fields. Similar to an introduction of \mathbb{Z}_2 symmetry, the tree level flavor changing neutral current can be forbidden by imposing the \mathbb{S}_3 symmetry to the model. Under the \mathbb{S}_3 symmetry, there are four types of Yukawa interactions depending on the \mathbb{S}_3 charge assignment to right-handed fermions. We find that extra Higgs bosons can be muon and electron specific in one of four types of the Yukawa interaction. This property does not appear in any other two Higgs doublet models with a softly-broken \mathbb{Z}_2 symmetry. We discuss the phenomenology of the muon and electron specific Higgs bosons at the Large Hadron Collider; namely we evaluate allowed parameter regions from the current Higgs boson search data and discovery potential of such a Higgs boson at the 14 TeV run.

PACS numbers:

*Electronic address: kajiyama-yuui@akita-pref.ed.jp

†Electronic address: hokada@kias.re.kr

‡Electronic address: keiyagyu@ncu.edu.tw

I. INTRODUCTION

A Higgs boson has been discovered at the CERN Large Hadron Collider (LHC) [1, 2], whose properties; *e.g.*, mass, spin, CP and observed number of events are consistent with those of the Higgs boson predicted in the Standard Model (SM). The SM-like Higgs boson also appears in Higgs sectors extended from the SM one, so that there are still various possibilities non-minimal Higgs sectors. They are often introduced in models beyond the SM which have been considered to explain problems unsolved within the SM such as the neutrino oscillation, dark matter (DM) and baryon asymmetry of the Universe.

In addition to the above problems, one of the deepest mystery in the SM is the flavor structure. In the SM, all the masses of charged fermions are accommodated by the vacuum expectation value (VEV) of the Higgs doublet field through Yukawa interactions. However, there are redundant number of parameters to obtain physical observables; *i.e.*, the Yukawa couplings are given by general 3×3 complex matrices (totally 18 degrees of freedom) for each up-type and down-type quarks and charged-leptons. In fact, only three independent parameters are enough in the charged-leptons sector to describe the masses of e , μ and τ . In order to constrain the structure of Yukawa interactions, Non-Abelian discrete symmetries have been introduced such as based on the S_3 [3, 4] and A_4 [5] groups. Usually, in a model with such a discrete symmetry, the Higgs sector is extended to be the multi-doublet structure. Therefore, phenomenological studies for the extended Higgs sector with multi-doublet structure are important to probe such a model.

In this paper, we discuss two Higgs doublet models (THDMs) with the S_3 symmetry as the simplest realization of the diagonalized mass matrix for the charged-leptons without introducing any unitary matrices. This can be achieved by assigning the first and second generation lepton fields to be the S_3 doublet¹.

In general, there appears the flavor changing neutral current (FCNC) via a neutral Higgs boson mediation at the tree level in two Higgs doublet models (THDMs), which is strictly constrained by flavor experiments. Usually, such a tree level FCNC is forbidden by introducing a discrete Z_2 symmetry [6] to realize the situation where one of two Higgs doublet fields couples to each fermion. In our model, this situation is realized in terms of the S_3 flavor symmetry. The Yukawa interaction among the Higgs doublet fields and fermions can be classified into four types depending on the

¹ Our S_3 charge assignments for the quarks and Higgs doublet fields are different from those in the previous studies for S_3 models [4]. Usually, all the quarks, leptons and Higgs doublet fields are embedded in the S_3 doublet plus singlet. However, we treat that the quark sector is the same as in the SM assuming the quark fields to be the singlet, because it is suitable and economical to explain the observed SM-like Higgs boson at the LHC.

Particle	Q_i	L_a	L_τ	u_{iR}	d_{iR}	e_{aR}	τ_R	Φ_1	Φ_2
$SU(2)_L, U(1)_Y$	$\mathbf{2}, 1/6$	$\mathbf{2}, -1/2$	$\mathbf{2}, -1/2$	$\mathbf{1}, 2/3$	$\mathbf{1}, -1/3$	$\mathbf{1}, -1$	$\mathbf{1}, -1$	$\mathbf{2}, 1/2$	$\mathbf{2}, 1/2$
\mathbb{S}_3	$\mathbf{1}$	$\mathbf{2}$	$\mathbf{1}$	$\mathbf{1}'$	$\mathbf{1}$ or $\mathbf{1}'$	$\mathbf{2}$	$\mathbf{1}$ or $\mathbf{1}'$	$\mathbf{1}$	$\mathbf{1}'$

TABLE I: The particle contents and their charge assignment of the $SU(2)_L \times U(1)_Y \times \mathbb{S}_3$ symmetry.

Particle	u_{iR}	d_{iR}	τ_R	ξ_u	ξ_d	ξ_τ
Type-I	$\mathbf{1}'$	$\mathbf{1}'$	$\mathbf{1}'$	$\cot \beta$	$\cot \beta$	$\cot \beta$
Type-II	$\mathbf{1}'$	$\mathbf{1}$	$\mathbf{1}$	$\cot \beta$	$-\tan \beta$	$-\tan \beta$
Type-X	$\mathbf{1}'$	$\mathbf{1}'$	$\mathbf{1}$	$\cot \beta$	$\cot \beta$	$-\tan \beta$
Type-Y	$\mathbf{1}'$	$\mathbf{1}$	$\mathbf{1}'$	$\cot \beta$	$-\tan \beta$	$\cot \beta$

TABLE II: Four patterns of the assignment of \mathbb{S}_3 charges to the right-handed fermions, and ξ_f factors appearing in Eq. (II.6).

\mathbb{S}_3 charge assignments to the right-handed fermions. Similar classification has been defined in THDMs with a softly-broken \mathbb{Z}_2 symmetry [7, 8]. A comprehensive review for the THDMs with the softly-broken \mathbb{Z}_2 symmetry has been given in Ref. [9].

We find that extra neutral and charged Higgs bosons can be muon and electron specific; namely, they can mainly decay into $\mu^+\mu^-$ or e^+e^- and $\mu^\pm\nu$ or $e^\pm\nu$, respectively, in one of four types of the Yukawa interaction. This phenomena cannot be seen in any other THDMs without the tree level FCNC such as the softly-broken \mathbb{Z}_2 symmetric version. We show excluded parameter regions from the current LHC data in this scenario. We then evaluate discovery potential of signal events from these extra Higgs bosons at the LHC with the collision energy to be 14 TeV.

This paper is organized as follows. In Sec. II, we define the particle content and give the Lagrangian in our model. The mass matrices for the charged-leptons and neutrinos are then calculated. The Higgs boson interactions are also discussed in this section. In Sec. III, we discuss the collider phenomenology, especially focusing on the muon and electron specific Higgs bosons in the Type-I \mathbb{S}_3 model. We give a summary and conclusion of this paper in Sec. IV. The explicit form of the Higgs potential and mass matrices for the scalar fields are given in Appendix A.

II. THE MODEL

A. Charge assignment

We discuss the THDM with the softly-broken discrete \mathbb{S}_3 symmetry. In the \mathbb{S}_3 group, there are the following irreducible representations; two singlets $\mathbf{1}$ (true-singlet) and $\mathbf{1}'$ (pseudo-singlet) and doublet $\mathbf{2}$ (see Ref. [10]). Particle contents are shown in Table I. The i -th generation of left-handed quarks Q_i are assigned to be \mathbb{S}_3 true-singlet, while the right-handed up type quarks u_{iR} and down type quarks d_{iR} are assigned to be \mathbb{S}_3 true- or pseudo-singlet. The left- (right-) handed electron and muon L_a (e_{aR}) are embedded as the doublet representation of the \mathbb{S}_3 symmetry. Both left-handed and right-handed tau leptons L_τ and τ_R , respectively, are singlets under \mathbb{S}_3 . The isospin doublet Higgs fields Φ_1 and Φ_2 are transformed as \mathbb{S}_3 true- or pseudo-singlet.

We can define four independent patterns of the charge assignment for u_{iR} , d_{iR} and τ_R in the \mathbb{S}_3 symmetric THDMs. We call them as Type-I, Type-II, Type-X and Type-Y \mathbb{S}_3 models, and the \mathbb{S}_3 charge assignment in each model is listed in Table II. This charge assignment² is the analogy of that of a softly-broken \mathbb{Z}_2 symmetry in the THDMs [13].

B. Higgs Potential

The softly-broken \mathbb{S}_3 symmetric Higgs potential is given as

$$V = m_1^2 \Phi_1^\dagger \Phi_1 + m_2^2 \Phi_2^\dagger \Phi_2 + \left[m_3^2 \Phi_1^\dagger \Phi_2 + \text{h.c.} \right] + \frac{1}{2} \lambda_1 (\Phi_1^\dagger \Phi_1)^2 + \frac{1}{2} \lambda_2 (\Phi_2^\dagger \Phi_2)^2 + \lambda_3 (\Phi_1^\dagger \Phi_1) (\Phi_2^\dagger \Phi_2) + \lambda_4 |\Phi_1^\dagger \Phi_2|^2 + \frac{1}{2} \left[\lambda_5 (\Phi_1^\dagger \Phi_2)^2 + \text{h.c.} \right], \quad (\text{II.1})$$

where the doublet Higgs fields can be parameterized as

$$\Phi_\alpha = \begin{bmatrix} w_\alpha^+ \\ \frac{1}{\sqrt{2}}(h_\alpha + v_\alpha + iz_\alpha) \end{bmatrix}, \quad \alpha = 1, 2, \quad (\text{II.2})$$

where v_α are the VEVs of the doublet Higgs fields, and they satisfy $v^2 \equiv v_1^2 + v_2^2 = 1/(\sqrt{2}G_F) = (246 \text{ GeV})^2$. The ratio of the two VEVs can be parameterized by $\tan \beta \equiv v_2/v_1$ as usual in THDMs. Although among the parameters in the potential, m_3^2 and λ_5 are complex in general, we assume the CP-conservation in the Higgs potential for simplicity. We note that we can retain the \mathbb{Z}_2 symmetry as the subgroup of \mathbb{S}_3 by taking $m_3^2 = 0$. However, the potential without the m_3^2 term

² The Type-X and Type-Y THDMs are respectively referred as the lepton-specific [11] and flipped [12] THDMs.

results non-decoupling theory; namely, all the masses of Higgs bosons are determined by the Higgs VEV times λ couplings. In the following, we consider the case with $m_3^2 \neq 0$.

The mass eigenstates for the CP-odd, singly-charged and CP-even Higgs bosons from the doublet fields are given by the following orthogonal matrices as

$$\begin{aligned} \begin{pmatrix} z_1 \\ z_2 \end{pmatrix} &= \begin{pmatrix} c_\beta & -s_\beta \\ s_\beta & c_\beta \end{pmatrix} \begin{pmatrix} G^0 \\ A \end{pmatrix}, \quad \begin{pmatrix} w_1^+ \\ w_2^+ \end{pmatrix} = \begin{pmatrix} c_\beta & -s_\beta \\ s_\beta & c_\beta \end{pmatrix} \begin{pmatrix} G^+ \\ H^+ \end{pmatrix}, \\ \begin{pmatrix} h_1 \\ h_2 \end{pmatrix} &= \begin{pmatrix} c_\alpha & -s_\alpha \\ s_\alpha & c_\alpha \end{pmatrix} \begin{pmatrix} H \\ h \end{pmatrix}, \end{aligned} \quad (\text{II.3})$$

where G^\pm and G^0 are the Nambu-Goldstone bosons which are absorbed by the longitudinal component of W^\pm and Z . Because the potential given in Eq. (II.1) is the completely same form as in the softly-broken \mathbb{Z}_2 symmetric THDMs, the mass formulae are also the same form. The detailed formulae for the masses of the physical Higgs bosons can be seen in Ref. [14], for example.

C. Yukawa Lagrangian

The renormalizable Yukawa Lagrangian under the \mathbb{S}_3 invariance is given by

$$\begin{aligned} -\mathcal{L}_Y &= y_1^\ell (\bar{L}_1 e_{2R} + \bar{L}_2 e_{1R}) \Phi_1 + y_2^\ell (\bar{L}_1 e_{2R} - \bar{L}_2 e_{1R}) \Phi_2 + \text{h.c.} \\ &+ y_{ij}^u \bar{Q}_i (i\tau_2 \Phi_u^*) u_{jR} + y_{ij}^d \bar{Q}_i \Phi_d d_{jR} + y^\tau \bar{L}_\tau \Phi_\tau \tau_R + \text{h.c.}, \end{aligned} \quad (\text{II.4})$$

where $\Phi_{u,d,\tau}$ are Φ_1 or Φ_2 depending on the \mathbb{S}_3 charge assignment of u_{iR} , d_{iR} and τ_R as listed in Table II.

The charged-lepton mass matrix defined by $(\bar{e}_L, \bar{\mu}_L, \bar{\tau}_L) M_\ell (e_R, \mu_R, \tau_R)^T$, under the identifications of the lepton fields as $L_1 = L_e$, $L_2 = L_\mu$, $e_{1R} = \mu_R$, $e_{2R} = e_R$, can be obtained in the diagonal form by

$$M_\ell = \frac{1}{\sqrt{2}} \text{diag}(y_1^\ell v_1 + y_2^\ell v_2, y_1^\ell v_1 - y_2^\ell v_2, y^\tau v_\tau), \quad (\text{II.5})$$

where v_τ is either v_1 or v_2 .

The quarks masses and mixings are obtained as the same way in the SM. As already mentioned in the Introduction, this treatment is different from that in the previous \mathbb{S}_3 models [4] in which the part of Yukawa Lagrangian is given by the \mathbb{S}_3 singlet from $\mathbf{2} \times \mathbf{2} \times \mathbf{2}$, where each $\mathbf{2}$ denotes the left-handed quark, right-handed quark and Higgs doublet fields. In such a model, there are predictions in the quark sector such as the Cabibbo mixing angle. In our model, we choose singlet

representations for all the quark fields and Higgs doublet fields, so that there is no such a prediction. However, by this assignment, the minimal content for the Higgs sector; *i.e.*, two Higgs doublet fields can be realized within the framework of \mathbb{S}_3 with the diagonalized charged-lepton mass matrix and the SM-like Higgs boson which is necessary to explain the observed Higgs boson at the LHC as will be discussed in the next subsection.

The Yukawa interactions are given in the mass eigenbasis for the physical Higgs bosons as

$$\begin{aligned}
-\mathcal{L}_Y^{\text{int}} = & \frac{m_\mu}{v} \left\{ -\frac{1}{2}(\tan\beta + \cot\beta)c_{\beta-\alpha}\bar{e}e h + \left[s_{\beta-\alpha} - \frac{1}{2}(\tan\beta - \cot\beta)c_{\beta-\alpha} \right] \bar{\mu}\mu h \right. \\
& + \frac{1}{2}(\tan\beta + \cot\beta)s_{\beta-\alpha}\bar{e}e H + \left[c_{\beta-\alpha} + \frac{1}{2}(\tan\beta - \cot\beta)s_{\beta-\alpha} \right] \bar{\mu}\mu H \\
& - \frac{i}{2}(\tan\beta + \cot\beta)\bar{e}\gamma_5 e A - \frac{i}{2}(\tan\beta - \cot\beta)\bar{\mu}\gamma_5 \mu A \\
& \left. - \frac{1}{\sqrt{2}} \left[(\tan\beta + \cot\beta)\bar{\nu}_e P_R e H^+ + (\tan\beta - \cot\beta)\bar{\nu}_\mu P_R \mu H^+ + \text{h.c.} \right] \right\} \\
& \sum_{f=u,d,\tau} \frac{m_f}{v} \left[(s_{\beta-\alpha} + \xi_f c_{\beta-\alpha})\bar{f}f h + (c_{\beta-\alpha} - \xi_f s_{\beta-\alpha})\bar{f}f H - 2iI_f \xi_f \bar{f}\gamma_5 f A \right] \\
& + \left[\frac{\sqrt{2}V_{ud}}{v} \bar{u} (m_d \xi_d P_R - m_u \xi_u P_L) d H^+ + \frac{\sqrt{2}m_\tau \xi_\tau}{v} \bar{\nu}_\tau P_R \tau H^+ + \text{h.c.} \right], \quad (\text{II.6})
\end{aligned}$$

where the electron mass is neglected in the above expression, and $I_f = +1/2$ ($-1/2$) for $f = u$ (d, τ). The ξ_f factors are listed in Table II.

The hVV and HVV ($V = W^\pm, Z$) coupling constants are given by $\sin(\beta - \alpha) \times g_{hVV}^{\text{SM}}$ and $\cos(\beta - \alpha) \times g_{hVV}^{\text{SM}}$ with g_{hVV}^{SM} being the coupling constant of the SM Higgs boson and gauge bosons. Thus, when we take the limit of $\sin(\beta - \alpha) = 1$, h has the same coupling constants with the gauge bosons and fermions (see Eq. (II.6)) as those in the SM Higgs boson.

We here comment on the new contributions to the muon anomalous magnetic moment ($g - 2$) from the additional scalar boson loops. In our model in the case of $\sin(\beta - \alpha) = 1$, the H , A and H^\pm loop contributions are calculated by using the formula given in Ref. [15] as

$$\begin{aligned}
\Delta a_\mu = & \frac{1}{32\pi^2} \frac{m_\mu^2}{v^2} (\tan\beta - \cot\beta)^2 \\
& \left\{ [F_1(m_H^2/m_\mu^2) + F_2(m_H^2/m_\mu^2)] + [-F_1(m_A^2/m_\mu^2) + F_2(m_A^2/m_\mu^2)] - \frac{m_\mu^2}{6m_{H^\pm}^2} \right\}, \quad (\text{II.7})
\end{aligned}$$

where

$$F_1(x) = \frac{1 - 4x + 3x^2 - 2x^2 \ln x}{2(1 - x)^3}, \quad F_2(x) = -\frac{(1 - x)(2x^2 + 5x - 1) + 6x^2 \ln x}{6(1 - x)^4}. \quad (\text{II.8})$$

The numerical values derived from the above formula agree with those using formula given in Ref. [16]. When we only take into account the H loop contribution, and we set $m_H = 150$ (300) GeV, the numerical value is obtained about 3×10^{-11} (9×10^{-12}) $\times \tan^2 \beta / 100$. The A and H^\pm loops

give destructive contributions to the H loop contribution. On the other hand, the discrepancy of the measured muon $g - 2$ from the SM prediction is roughly given as 3×10^{-9} [17, 18] which is two orders of magnitude larger than the above result with $m_H = 150$ GeV and $\tan \beta = 100$. Therefore, it is difficult to compensate the discrepancy by the additional scalar boson loop contributions in our model similar to the Type-II THDM.

III. PHENOMENOLOGY AT THE LHC

In this section, we discuss the phenomenology of the Higgs bosons at the LHC. We consider the case with $\sin(\beta - \alpha) = 1$ in which h can be regarded as the SM-like Higgs boson with the mass of 126 GeV, because the current Higgs boson search data at the LHC suggest that the observed Higgs boson is consistent with the SM Higgs boson. We then focus on collider signatures from the extra Higgs bosons; *i.e.*, H , A and H^\pm at the LHC.

A. The μ and e specific Higgs bosons

In all the \mathbb{S}_3 models defined in Table II, the coupling constants of the extra Higgs bosons with μ and e are respectively proportional to $(\tan \beta - \cot \beta)$ and $(\tan \beta + \cot \beta)$ as seen in Eq. (II.6). Thus, the extra Higgs bosons are expected to be μ and e specific in large or small $\tan \beta$ regions³. However, this feature is hidden in the Type-II, Type-X and Type-Y \mathbb{S}_3 models, because at least one of the bottom or tau Yukawa couplings is also enhanced as getting larger values of $\tan \beta$. Therefore, phenomenology in the Type-II, Type-X and Type-Y \mathbb{S}_3 models are almost the same as those in the Type-II, Type-X and Type-Y THDMs with the softly-broken \mathbb{Z}_2 symmetry, respectively. Studies for collider signatures using data of 126 GeV Higgs boson at the LHC have been analyzed in Refs. [14, 22] in the softly-broken \mathbb{Z}_2 symmetric THDMs. Only in the Type-I \mathbb{S}_3 model, all the Yukawa couplings of the extra Higgs bosons are suppressed by $\cot \beta$, so that the μ and e specific nature is maintained.

We would like to emphasize that appearance of the μ and e specific extra Higgs bosons does not appear in the other THDMs without the tree level FCNC; *e.g.*, the \mathbb{Z}_2 symmetric version and the THDMs with Yukawa alignments discussed in Ref. [23]. In such a THDM, the interaction matrices among a Higgs boson and fermions are proportional to the fermion mass matrices. Therefore,

³ Cases with small $\tan \beta$; *i.e.*, $\tan \beta \lesssim 1$ is typically disfavored by the B physics data such as the $b \rightarrow s\gamma$ process [19–21].

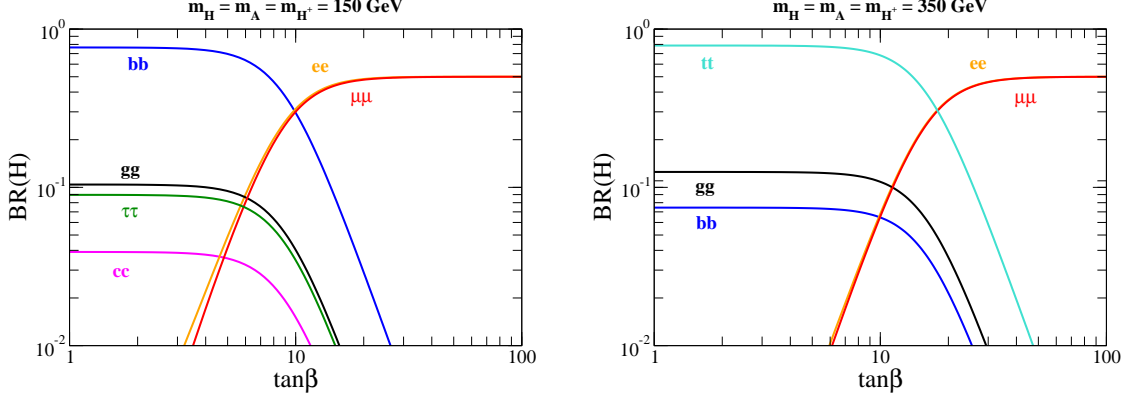


FIG. 1: Decay branching ratio of H as a function of $\tan \beta$ in the case with $\sin(\beta - \alpha) = 1$. In the left and right panel, the mass of H is taken to be 150 GeV and 350 GeV, respectively.

the branching fractions of $\mathcal{H} \rightarrow \mu\mu$ and $\mathcal{H} \rightarrow ee$ are suppressed by the factors of $(m_\mu/m_\tau)^2$ and $(m_e/m_\tau)^2$, respectively, compared to that of $\mathcal{H} \rightarrow \tau\tau$, where \mathcal{H} denotes an extra neutral Higgs boson. If we consider the most general THDM, sometimes it is called as the Type-III THDM [24], in which both Higgs doublet fields couple to each fermion, such a proportionality between the matrices can be broken in general. In that case, the μ and e specific extra Higgs bosons can be obtained by choosing parameters in the interaction matrix. The important point in our model is that we can explain the μ and e specific nature as a consequence of the \mathbb{S}_3 symmetry.

Therefore, measuring signatures from the μ and e specific extra Higgs bosons can be useful to distinguish the other THDMs without the tree level FCNC.

B. Decays of extra Higgs bosons

We first evaluate the decay branching ratios of H , A and H^\pm in the Type-I \mathbb{S}_3 model. In the following calculation, the running quark masses are taken to be $\bar{m}_b = 3.0$ GeV, $\bar{m}_c = 0.677$ GeV and $\bar{m}_s = 0.0934$ GeV. The top quark mass is set to be 173.1 GeV. The strong coupling constant α_s is fixed by 0.118. In Fig. 1, the decay branching fraction of H is shown as a function of $\tan \beta$ in the case of $m_H = 150$ GeV (left panel) and 350 GeV (right panel). In the small $\tan \beta$ region, the main decay modes are $b\bar{b}$ ($t\bar{t}$), while they are replaced by $\mu^+\mu^-$ and e^+e^- when $\tan \beta$ is larger than about 10 (20) in the case of 150 GeV (350 GeV).

In Fig. 2, the decay branching fraction of A is shown as a function of $\tan \beta$ in the case of $m_A = 150$ GeV (left panel) and 350 GeV (right panel). The $\tan \beta$ dependence of the branching fraction is not so different from that of H in the case of 150 GeV. On the other hand, in the case

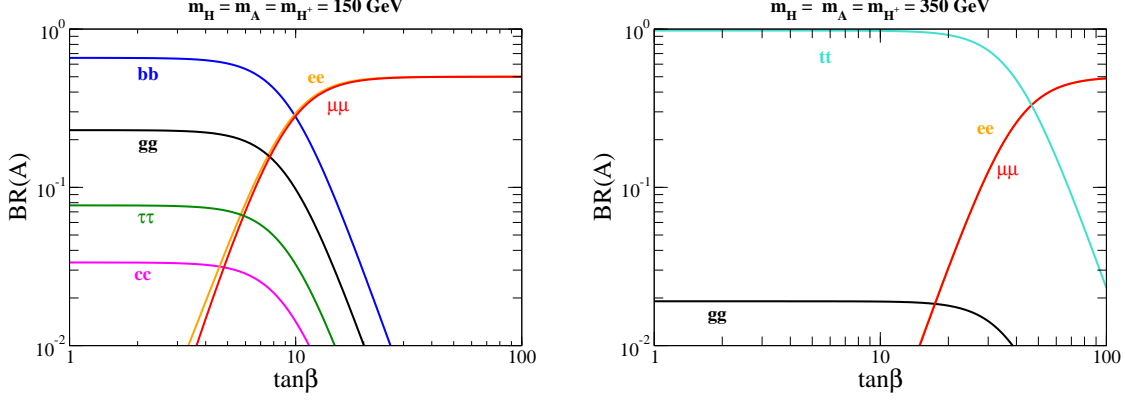


FIG. 2: Decay branching ratio of A as a function of $\tan \beta$ in the case with $\sin(\beta - \alpha) = 1$. In the left and right panel, the mass of A is taken to be 150 GeV and 350 GeV, respectively.

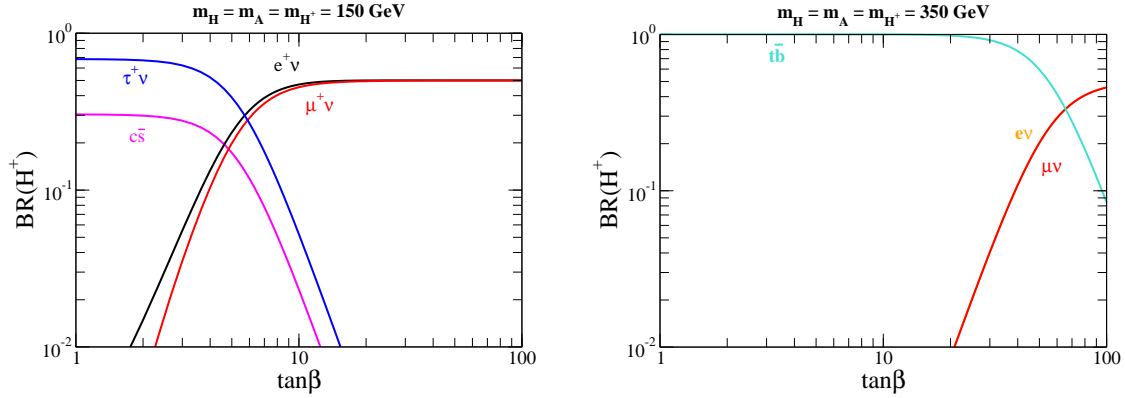


FIG. 3: Decay branching ratio of H^+ as a function of $\tan \beta$ in the case with $\sin(\beta - \alpha) = 1$. In the left and right panel, the mass of H is taken to be 150 GeV and 350 GeV, respectively.

of $m_A = 350$ GeV, the meeting point of two curves for $t\bar{t}$ and e^+e^- or $\mu^+\mu^-$ is shifted into the larger $\tan \beta$ value about 50, because the suppression of the decay rate of $A \rightarrow t\bar{t}$ due to the phase space function is weaker than that of H .

The branching fraction of H^+ is shown in Fig. 3 as a function of $\tan \beta$ in the case of $m_{H^+} = 150$ GeV (left panel) and 350 GeV (right panel). When $\tan \beta \lesssim 7$ ($\tan \beta > 7$), the $H^+ \rightarrow \tau^+\nu$ ($H^+ \rightarrow \mu^+\nu$ and $e^+\nu$) decay is dominant in the case of $m_{H^+} = 150$ GeV. When $m_{H^+} = 350$ GeV, the main decay mode is changed from $t\bar{b}$ to $\mu^+\nu$ and $e^+\nu$ at $\tan \beta \simeq 65$.

We would like to mention that measuring almost the same branching fractions of $H/A \rightarrow e^+e^-$ and $H/A \rightarrow \mu^+\mu^-$ as well as those of $H^+ \rightarrow e^+\nu$ and $H^+ \rightarrow \mu^+\nu$ can be an evidence of the \mathbb{S}_3 symmetric nature of the model; namely, the electron and muon are included in the same \mathbb{S}_3

$m_{h_{\text{SM}}} [\text{GeV}]$	κ [25]	$\tan \beta$ (H)	$\tan \beta$ (A)	$\tan \beta$ (H and A)
110	5.1	5.0-16.8	3.3-28.1	3.0-33.3
115	5.7	5.3-16.2	3.3-27.4	3.0-32.3
120	9.2	6.6-12.2	4.0-22.1	3.6-26.1
125	9.8	6.2-12.9	4.0-22.8	3.3-27.1
130	10.8	6.3-13.5	4.0-23.4	3.3-27.7
135	11.0	5.6-15.2	3.6-25.8	3.3-30.4
140	16.8	6.0-13.5	4.0-23.4	3.3-28.1
145	16.9	5.0-16.5	3.6-27.7	3.0-32.7
150	22.1	4.6-17.8	3.3-29.7	3.0-35.0

TABLE III: κ values and the excluded range of $\tan \beta$ with the 95% C.L. for each mass of the SM Higgs boson.

doublet.

C. Collider signatures

Next, we discuss signatures of the extra Higgs bosons at the LHC. The main production mode of H and A is the gluon fusion process, especially in the small $\tan \beta$ region. The cross section of this mode is suppressed by the factor of $\cot^2 \beta$, so that it does not use in the large $\tan \beta$ region. On the other hand, the cross section for the pair production processes $pp \rightarrow HA$, $H^\pm H$ and $H^\pm A$ do not depend on $\tan \beta$, so that they can be useful even in the large $\tan \beta$ region. We note that the vector boson fusion processes for H and A are vanished at the tree level in the scenario based on $\sin(\beta - \alpha) = 1$. Thus, we consider the signal events from the gluon fusion and the pair production processes.

From the gluon fusion process, the opposite-sign dimuon or dielectron signal can be considered as

$$gg \rightarrow H/A \rightarrow \ell^+ \ell^-, \quad (\text{III.1})$$

where ℓ^\pm are e^\pm or μ^\pm . The cross section for this process for $\ell^\pm = \mu^\pm$ is constrained by using the analysis of the search for the SM Higgs boson in the dimuon decay which has been performed from the ATLAS data [25] with the collision energy to be 8 TeV and the integrated luminosity to be 20.7 fb^{-1} . The current 95% C.L. upper limit for the cross section $\sigma(pp \rightarrow h \rightarrow \mu^+ \mu^-)_{95\% \text{ C.L.}}$ is given by $\sigma(pp \rightarrow h \rightarrow \mu^+ \mu^-)_{\text{SM}} \times \kappa$, where $\sigma(pp \rightarrow h \rightarrow \mu^+ \mu^-)_{\text{SM}}$ is the SM prediction of the cross

m_A [GeV]	100	120	140	160	180	200	250	300	400	500
HA [fb]	81.7	39.4	21.0	12.1	7.46	4.75	1.76	0.74	0.17	0.05
	(231)	(118)	(66.4)	(40.6)	(26.1)	(17.5)	(7.43)	(3.62)	(1.10)	(0.41)
H^+H [fb]	95.8	47.6	26.4	15.6	9.76	6.31	2.45	1.08	0.26	0.07
	(253)	(133)	(76.5)	(47.7)	(31.2)	(21.3)	(9.28)	(4.66)	(1.48)	(0.57)
H^-H [fb]	49.3	23.4	12.3	6.97	4.19	2.63	0.94	0.38	0.08	0.02
	(152)	(76.4)	(42.8)	(25.8)	(16.4)	(10.9)	(4.49)	(2.12)	(0.61)	(0.22)

TABLE IV: Cross sections for the HA , H^+H and H^-H productions for each fixed value of m_A with the collision energy to be 7 TeV (14 TeV). The masses of H and H^\pm are taken to be the same as m_A . The $H^\pm A$ production cross sections are the same as those of $H^\pm H$.

section of the $pp \rightarrow h \rightarrow \mu^+\mu^-$ process. The κ values are listed for each mass of the SM Higgs boson $m_{h_{\text{SM}}}$ in Table III. In the \mathbb{S}_3 model, this cross section with the H and A mediations can be calculated by

$$\sigma(gg \rightarrow H/A \rightarrow \mu^+\mu^-) = \sigma(gg \rightarrow h)_{\text{SM}} \frac{\Gamma(gg \rightarrow H/A)}{\Gamma(gg \rightarrow h)_{\text{SM}}} \times \text{BR}(H/A \rightarrow \mu^+\mu^-), \quad (\text{III.2})$$

where $\sigma(gg \rightarrow h)_{\text{SM}}$ is the gluon fusion cross section for the SM Higgs boson, $\Gamma(gg \rightarrow h)_{\text{SM}}$ [$\Gamma(gg \rightarrow H/A)$] is the decay rate of the SM Higgs boson [H/A] into two gluons, and $\text{BR}(H/A \rightarrow \mu^+\mu^-)$ is the branching fraction of the dimuon decay of H/A . In order to obtain the cross section from Eq. (III.2), the masses of H and A are taken to be the same as that of the SM Higgs boson. We use the value of $\sigma(gg \rightarrow h)_{\text{SM}}$ from Ref. [26] with the 8 TeV energy. We then obtain the excluded ranges of $\tan\beta$ for the given values of m_H and m_A by requiring

$$\sigma(pp \rightarrow h \rightarrow \mu^+\mu^-)_{95\% \text{ C.L.}} > \sigma(gg \rightarrow H/A \rightarrow \mu^+\mu^-). \quad (\text{III.3})$$

In Table III, excluded ranges of $\tan\beta$ with the 95% C.L. are listed by using Eq. (III.3) for each κ value. In this table, the values written in the third, fourth and last columns respectively show the excluded range of $\tan\beta$ only by taking into account the H , A contribution and both H and A contributions with $m_H = m_A$ to the dimuon process. We find that the region of $3 \lesssim \tan\beta \lesssim 30$ is excluded with the 95% C.L. in the mass range from 110 GeV to 150 GeV in the case of $m_H = m_A$.

Apart from the gluon fusion process, we discuss the pair production processes. In Table IV, the cross sections for the pair productions are listed with the collision energy to be 7 TeV and 14 TeV in the case of $m_H = m_A = m_{H^\pm}$. From these processes, we can obtain the same-sign dilepton events as follows

$$pp \rightarrow HA \rightarrow \ell^+\ell^-\ell^+\ell^-, \quad pp \rightarrow H^\pm H/H^\pm A \rightarrow \ell^\pm\nu\ell^+\ell^-. \quad (\text{III.4})$$

m_A [GeV]	100	110	120	130	140	150	160	170	180	190	200
$\mu^+\mu^-\mu^+\mu^-$ [fb]	59.5	42.8	31.4	23.4	17.7	13.6	10.1	8.35	6.68	5.37	4.32
$\mu^+\mu^-\mu^+\nu$ [fb]	67.8	49.9	37.3	28.5	21.8	17.1	13.4	10.8	9.05	7.06	5.74
$\mu^+\mu^+X$ [fb]	195	143	106	80.3	61.4	47.9	37.3	29.9	24.0	19.5	15.8

TABLE V: Cross sections for the $pp \rightarrow HA \rightarrow \mu^+\mu^-\mu^+\mu^-$ and $pp \rightarrow H^+H \rightarrow \mu^+\mu^-\mu^+\nu$ processes with the collision energy to be 7 TeV after taking the kinematic cuts given in Eqs. (III.5) and (III.6) for $\ell = \mu^+$. The total cross section of the $\mu^+\mu^+X$ final states are also shown in the last row. The masses of H and H^\pm are taken to be the same as m_A . The branching fractions of $H/A \rightarrow \mu^+\mu^-$ and $H^+ \rightarrow \mu^+\nu$ are taken to be 100%.

There are three (four) possible final states; *i.e.*, $e^+e^-e^+e^-$, $\mu^+\mu^-\mu^+\mu^-$ and $e^+e^-\mu^+\mu^-$ ($e^\pm\nu e^+e^-$, $\mu^\pm\nu\mu^+\mu^-$, $\mu^\pm\nu e^+e^-$ and $e^\pm\nu\mu^+\mu^-$) for the HA ($H^\pm H/H^\pm A$) production mode. The same-sign dilepton event search has been reported by the ATLAS Collaboration with the collision energy to be 7 TeV and the integrated luminosity to be 4.7 fb^{-1} in [27]. The strongest constraint can be obtained from the $\mu^+\mu^+$ event whose 95% C.L. upper limit for the cross section is given by 15.2 fb. According to Ref. [27], we impose the following kinematic cuts which are used to obtain the above upper bound as

$$|\eta^\ell| < 2.5, \quad p_T^\ell > 20 \text{ GeV}, \quad (\text{III.5})$$

$$M_{\ell\ell} > 15 \text{ GeV}, \quad (\text{III.6})$$

where η^ℓ , p_T^ℓ and $M_{\ell\ell}$ are the pseudorapidity, the transverse momentum for a charged-lepton and the invariant mass for a dilepton system, respectively. In order to compare the upper limit for the cross section of the $\mu^+\mu^+$ channel, the above cuts should be imposed for $\ell = \mu^+$. The signal cross sections are calculated by using **CalcHEP** [28] and **Cteq61** for the parton distribution function (PDF).

In Table V, the cross sections for the $pp \rightarrow HA \rightarrow \mu^+\mu^-\mu^+\mu^-$ and $pp \rightarrow H^+H \rightarrow \mu^+\mu^-\mu^+\nu$ are listed after taking the cuts given in Eqs. (III.5) and (III.6) for $\ell = \mu^+$ for each fixed value of m_A with the collision energy to be 7 TeV. We take m_H and m_{H^+} to be the same as m_A . The total cross section of $\mu^+\mu^+X$ final states are also shown, which is the sum of the contributions from HA , H^+H and H^+A productions. The values of the cross sections in this table are displayed by assuming 100% branching fractions of $H/A \rightarrow \mu^+\mu^-$ and $H^+ \rightarrow \mu^+\nu$, so that the actual cross sections are obtained by multiplying the branching fractions of the above modes.

In Fig. 4, the excluded regions are shown on the $\tan\beta$ - m_A plane in the case of $m_H = m_A = m_{H^+}$.

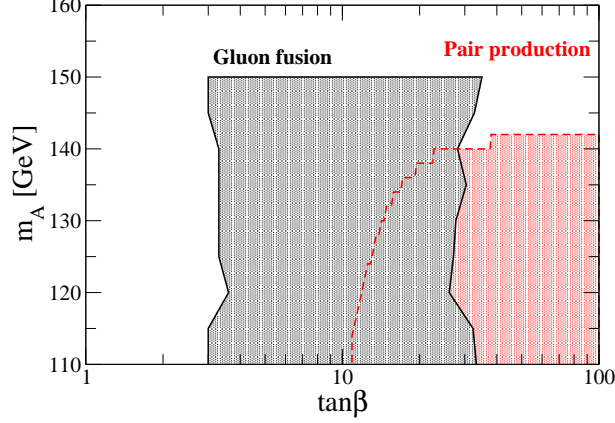


FIG. 4: Excluded regions with 95% C.L. on the $\tan\beta$ - m_A plane from the gluon fusion process and the same-sign dimuon processes at the LHC.

m_A [GeV]	100	120	140	160	180	200	250	300	400	500
$\mu^+\mu^-e^+e^-$ [fb]	205	123	77.8	51.4	35.3	24.8	11.5	5.858	1.88	0.72

TABLE VI: Cross sections for the $pp \rightarrow HA \rightarrow \mu^+\mu^-e^+e^-$ process after taking the basic kinematic cuts given in Eq. (III.5) with the collision energy to be 14 TeV.

The black and red shaded regions are respectively excluded with the 95% C.L. from the opposite-sign dimuon signal from the gluon fusion process and the same-sign dimuon signal from the pair production processes. We note that the region with $\tan\beta > 100$ is not so changed from that with $\tan\beta \gtrsim 30$ in this plot, because the branching fraction of $H/A \rightarrow \mu^+\mu^-$ and $H^\pm \rightarrow \mu^\pm\nu$ are reached to be the maximal value, *i.e.*, 50%. Thus, when m_A is smaller than about 140 GeV, $\tan\beta \gtrsim 3$ is excluded with the 95% C.L. from the both constraints.

Finally, we discuss the discovery potential of H and A with the collision energy to be 14 TeV. We focus on the pair production process, especially for the $pp \rightarrow HA \rightarrow e^+e^-\mu^+\mu^-$ event, because we can clearly see the electron and muon specific nature of H and A . To estimate the background cross section, we use the **MadGraph5** [29] and **Cteq61** for the PDF. After we impose the basic kinematic cuts as given in Eq. (III.5) in which ℓ is all the charged-leptons in the final state, we obtain the background cross section to be about 8.1 fb. The signal cross section is calculated by using **CalcHEP** and **Cteq61**. In Table VI, the cross section for the $pp \rightarrow HA \rightarrow \mu^+\mu^-e^+e^-$ process after taking the kinematic cut is shown for each fixed value of m_A . We here introduce the signal

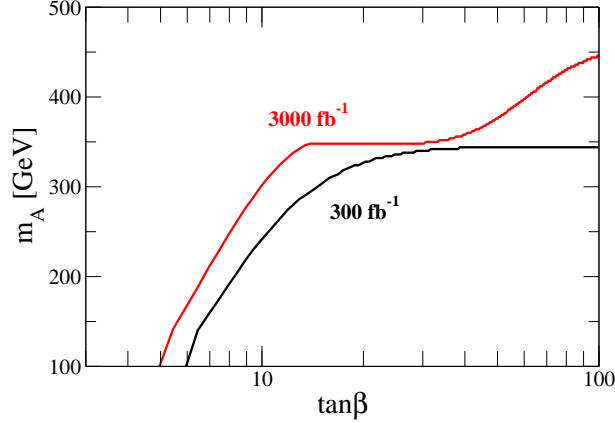


FIG. 5: The 5σ discovery potential at the LHC with the collision energy to be 14 TeV. The black and red contours respectively show the parameter region giving $\mathcal{S} = 5$ by assuming the integrated luminosity to be 300 fb^{-1} and 3000 fb^{-1} .

significance \mathcal{S} defined as

$$\mathcal{S} = \frac{N_{\text{sig}}}{\sqrt{N_{\text{sig}} + N_{\text{bg}}}}, \quad (\text{III.7})$$

where N_{sig} and N_{bg} denote the event number of the signal and background processes, respectively.

In Fig. 5, we show the discovery potential of the $e^+e^-\mu^+\mu^-$ signal from the $pp \rightarrow HA$ production. The signal significance \mathcal{S} is larger than 5 in the regions inside the black and red curves, where the integrated luminosity is assumed to be 300 fb^{-1} and 3000 fb^{-1} . Because the top quark pair decay of H and A opens, the discovery reach is saturated at about 350 GeV. We find that H and A with their masses up to 350 GeV can be discovered by 5σ in the case of $\tan \beta \gtrsim 30$ with 300 fb^{-1} . In the 3000 fb^{-1} luminosity, the discovery reach can be above 350 GeV when $\tan \beta \gtrsim 30$.

IV. SUMMARY AND CONCLUSION

We have studied the THDMs in the framework based on the \mathbb{S}_3 flavor symmetry. Assigning the first and second generation lepton fields (two Higgs doublet fields) to be the doublet (singlet) under \mathbb{S}_3 , the mass matrix for the charged-leptons is obtained to be the diagonal form in the weak eigenbasis. The quark masses and mixings are explained as the same way in the SM by assuming the \mathbb{S}_3 charge for quarks to be the singlet. The \mathbb{S}_3 charge assignment to the Higgs doublet fields in our model, which is different from the previous studies for \mathbb{S}_3 models where the Higgs fields are usually taken to be the \mathbb{S}_3 doublet, is suitable to explain the SM-like Higgs boson with the mass of 126 GeV discovered at the LHC.

The tree level FCNC appearing in the general THDMs is forbidden by the S_3 symmetry in our model set up in which four types of the Yukawa interaction are allowed depending on the S_3 charge assignments for fermions named as Type-I, Type-II, Type-X and Type-Y S_3 models. We have found that the extra Higgs bosons H , A and H^\pm can be electron and muon specific in the Type-I S_3 model in the large $\tan\beta$ regions. Namely, the decay modes of $H/A \rightarrow \mu\mu$, $H/A \rightarrow ee$ and $H^\pm \rightarrow \mu^\pm\nu/e^\pm\nu$ are dominant, and the branching fraction for the muon final state is almost the same as that for the electron final state. This property does not appear in any other THDMs without the tree level FCNC such as a \mathbb{Z}_2 symmetric version of the THDMs. Therefore, measuring signatures of the μ/e specific extra Higgs bosons can be a direct probe of our model.

We have explored excluded regions on the $\tan\beta$ - m_A plane has been evaluated as shown in Fig. 4 by using the Higgs boson search data of the dimuon decay mode data and the same-sign dimuon event. We also have estimated the 5σ discovery potential of the $pp \rightarrow HA \rightarrow e^+e^-\mu^+\mu^-$ signal assuming the center of mass energy to be 14 TeV and the integrated luminosity to be 300 fb^{-1} and 3000 fb^{-1} .

Acknowledgments

H.O. thanks to Prof. Eung-Jin Chun for fruitful discussion. Y.K. thanks Korea Institute for Advanced Study for the travel support and local hospitality during some parts of this work. K.Y. was supported in part by the National Science Council of R.O.C. under Grant No. NSC-101-2811-M-008-014.

-
- [1] G. Aad *et al.* [ATLAS Collaboration], Phys. Lett. B **716**, 1 (2012) [arXiv:1207.7214 [hep-ex]].
 - [2] S. Chatrchyan *et al.* [CMS Collaboration], Phys. Lett. B **716**, 30 (2012) [arXiv:1207.7235 [hep-ex]].
 - [3] S. Pakvasa and H. Sugawara, Phys. Lett. B **73**, 61 (1978); S. Pakvasa and H. Sugawara, Phys. Lett. B **82**, 105 (1979).
 - [4] J. Kubo, A. Mondragon, M. Mondragon and E. Rodriguez-Jauregui, Prog. Theor. Phys. **109**, 795 (2003) [Erratum-ibid. **114**, 287 (2005)] [hep-ph/0302196]; S. -L. Chen, M. Frigerio and E. Ma, Phys. Rev. D **70**, 073008 (2004) [Erratum-ibid. D **70**, 079905 (2004)] [hep-ph/0404084]; E. Ma, hep-ph/0409075; F. Gonzalez Canales, A. Mondragon and M. Mondragon, Fortsch. Phys. **61**, 546 (2013) [arXiv:1205.4755 [hep-ph]].
 - [5] E. Ma and G. Rajasekaran, Phys. Rev. D **64**, 113012 (2001) [hep-ph/0106291]; G. Altarelli and F. Feruglio, Nucl. Phys. B **720**, 64 (2005) [hep-ph/0504165].

- [6] S. L. Glashow and S. Weinberg, Phys. Rev. D **15**, 1958 (1977);
E. A. Paschos, Phys. Rev. D **15**, 1966 (1977).
- [7] V. D. Barger, J. L. Hewett and R. J. N. Phillips, Phys. Rev. D **41**, 3421 (1990); Y. Grossman, Nucl. Phys. B **426**, 355 (1994).
- [8] A. G. Akeroyd and W. J. Stirling, Nucl. Phys. B **447**, 3 (1995); A. G. Akeroyd, Phys. Lett. B **377**, 95 (1996).
- [9] G. C. Branco, P. M. Ferreira, L. Lavoura, M. N. Rebelo, M. Sher and J. P. Silva, Phys. Rept. **516**, 1 (2012) [arXiv:1106.0034 [hep-ph]].
- [10] E. Ma and B. Melic, Phys. Lett. B **725**, 402 (2013) [arXiv:1303.6928 [hep-ph]].
- [11] H. E. Logan and D. MacLennan, Phys. Rev. D **79**, 115022 (2009) [arXiv:0903.2246 [hep-ph]].
- [12] H. E. Logan and D. MacLennan, Phys. Rev. D **81**, 075016 (2010) [arXiv:1002.4916 [hep-ph]].
- [13] M. Aoki, S. Kanemura, K. Tsumura and K. Yagyu, Phys. Rev. D **80**, 015017 (2009) [arXiv:0902.4665 [hep-ph]].
- [14] C. -W. Chiang and K. Yagyu, JHEP **1307**, 160 (2013) [arXiv:1303.0168 [hep-ph]].
- [15] K. Kannike, M. Raidal, D. M. Straub and A. Strumia, JHEP **1202**, 106 (2012) [Erratum-ibid. **1210**, 136 (2012)] [arXiv:1111.2551 [hep-ph]].
- [16] M. Krawczyk and J. Zochowski, Phys. Rev. D **55**, 6968 (1997) [hep-ph/9608321].
- [17] F. Jegerlehner and A. Nyffeler, Phys. Rept. **477**, 1 (2009).
- [18] M. Benayoun, P. David, L. Delbuono and F. Jegerlehner, Eur. Phys. J. C **72**, 1848 (2012).
- [19] M. Misiak, H. M. Asatrian, K. Bieri, M. Czakon, A. Czarnecki, T. Ewerth, A. Ferroglia and P. Gambino *et al.*, Phys. Rev. Lett. **98**, 022002 (2007).
- [20] F. Mahmoudi and O. Stal, Phys. Rev. D **81**, 035016 (2010).
- [21] U. Haisch, arXiv:0805.2141 [hep-ph].
- [22] H. S. Cheon and S. K. Kang, JHEP **1309**, 085 (2013) [arXiv:1207.1083 [hep-ph]];
N. Craig and S. Thomas, JHEP **1211**, 083 (2012) [arXiv:1207.4835 [hep-ph]];
S. Chang, S. K. Kang, J. -P. Lee, K. Y. Lee, S. C. Park and J. Song, JHEP **1305**, 075 (2013) [arXiv:1210.3439 [hep-ph]];
Y. Bai, V. Barger, L. L. Everett and G. Shaughnessy, Phys. Rev. D **87**, no. 11, 115013 (2013) [arXiv:1210.4922 [hep-ph]];
P. M. Ferreira, R. Santos, H. E. Haber and J. P. Silva, Phys. Rev. D **87**, no. 5, 055009 (2013) [arXiv:1211.3131 [hep-ph]];
A. Drozd, B. Grzadkowski, J. F. Gunion and Y. Jiang, JHEP **1305**, 072 (2013) [arXiv:1211.3580 [hep-ph]];
J. Chang, K. Cheung, P. -Y. Tseng and T. -C. Yuan, Phys. Rev. D **87**, no. 3, 035008 (2013) [arXiv:1211.3849 [hep-ph]];
C. -Y. Chen and S. Dawson, Phys. Rev. D **87**, no. 5, 055016 (2013) [arXiv:1301.0309 [hep-ph]];
A. Celis, V. Ilisie and A. Pich, JHEP **1307**, 053 (2013) [arXiv:1302.4022 [hep-ph]];

- B. Grinstein and P. Uttayarat, JHEP **1306**, 094 (2013) [Erratum-ibid. **1309**, 110 (2013)] [arXiv:1304.0028 [hep-ph]];
- B. Coleppa, F. Kling and S. Su, JHEP **1401**, 161 (2014) [arXiv:1305.0002 [hep-ph]];
- C. -Y. Chen, S. Dawson and M. Sher, Phys. Rev. D **88**, 015018 (2013) [arXiv:1305.1624 [hep-ph]];
- O. Eberhardt, U. Nierste and M. Wiebusch, JHEP **1307**, 118 (2013) [arXiv:1305.1649 [hep-ph]];
- N. Craig, J. Galloway and S. Thomas, arXiv:1305.2424 [hep-ph];
- R. V. Harlander, S. Liebler and T. Zirke, JHEP **1402**, 023 (2014); [arXiv:1307.8122 [hep-ph]]
- N. Chen, C. Du, Y. Fang and L. -C. L, Phys. Rev. D **89**, 115006 (2014) [arXiv:1312.7212 [hep-ph]];
- J. Baglio, O. Eberhardt, U. Nierste and M. Wiebusch, Phys. Rev. D **90**, 015008 (2014) [arXiv:1403.1264 [hep-ph]];
- P. M. Ferreira, J. F. Gunion, H. E. Haber and R. Santos, Phys. Rev. D **89**, 115003 (2014) [arXiv:1403.4736 [hep-ph]];
- B. Coleppa, F. Kling and S. Su, arXiv:1404.1922 [hep-ph];
- L. Wang and X. -F. Han, arXiv:1404.7437 [hep-ph];
- B. Dumont, J. F. Gunion, Y. Jiang and S. Kraml, arXiv:1405.3584 [hep-ph].
- [23] A. Pich and P. Tuzon, Phys. Rev. D **80**, 091702 (2009) [arXiv:0908.1554 [hep-ph]].
- [24] T. P. Cheng and M. Sher, Phys. Rev. D **35**, 3484 (1987). D. Atwood, L. Reina and A. Soni, Phys. Rev. D **55**, 3156 (1997) [hep-ph/9609279]; P. Ball and R. Zwicky, Phys. Rev. D **71**, 014015 (2005) [hep-ph/0406232]; J. L. Diaz-Cruz, J. Hernandez-Sanchez, S. Moretti, R. Noriega-Papaqui and A. Rosado, Phys. Rev. D **79**, 095025 (2009) [arXiv:0902.4490 [hep-ph]].
- [25] ATLAS Collaboration, ATLAS-CONF-2013-010.
- [26] <https://twiki.cern.ch/twiki/bin/view/LHCPhysics/CERNYellowReportPageAt8TeV>
- [27] G. Aad *et al.*, [ATLAS Collaboration], JHEP **1212**, 007 (2012) [arXiv:1210.4538 [hep-ex]].
- [28] A. Pukhov, [hep-ph/0412191].
- [29] J. Alwall, M. Herquet, F. Maltoni, O. Mattelaer and T. Stelzer, JHEP **1106**, 128 (2011) [arXiv:1106.0522 [hep-ph]].