

# Lower Bound on the BER of a Decode-and-Forward Relay Network Under Chaos Shift Keying Communication System

Georges Kaddoum<sup>1</sup> *Member, IEEE*, François Gagnon *Member, IEEE*

## Abstract

This paper carries out the first-ever investigation of the analysis of a cooperative Decode-and-Forward (DF) relay network with Chaos Shift Keying (CSK) modulation. The performance analysis of DF-CSK in this paper takes into account the dynamical nature of chaotic signal, which is not similar to a conventional binary modulation performance computation methodology. The expression of a lower bound bit error rate (BER) is derived in order to investigate the performance of the cooperative system under independently and identically distributed (i.i.d.) Gaussian fading wireless environments. The effect of the non-periodic nature of chaotic sequence leading to a non constant bit energy of the considered modulation is also investigated. A computation approach of the BER expression based on the probability density function of the bit energy of the chaotic sequence, channel distribution, and number of relays is presented. Simulation results prove the accuracy of our BER computation methodology.

## Index Terms

CSK communication system, Decode-and-Forward relays, Gaussian fading channel, Lower bound, Analytical bit error rate.

## I. INTRODUCTION

The growing demand for high data rates has resulted in the need for cooperative communication networks. Cooperative relay networks have emerged as a powerful technique for combatting

G. Kaddoum and F. Gagnon are with University of Québec, Ecole de technologie supérieure, 1100 Notre-Dame West, Montréal H3C 1K3, Canada (e-mail: georges.kaddoum@lacime.etsmtl.ca; francois.gagnon@etsmtl.ca)

<sup>1</sup>This work has been supported by the Natural Science and Engineering Council of Canada discovery grant 435243 – 2013

multipath fading in wireless channels, leading the performance and the data rate improvements. Consequently, the cooperative network architecture has received great attention in the design and implementation of distributed virtual multiple antenna systems [1]. The transmission between the source and destination is achieved by one or more relays with a spatial separation needed between the relays to ensure spatial diversity. Two basic cooperative strategies have been proposed in the literature [2] [3]: Amplify-and-Forward (AF) and Decode-and-Forward (DF).

In the AF scenario, the cooperative relay amplifies and forwards the received signal to the destination. This scenario is simple where no decoding process is required, but its major drawback is the noise amplification involved [3]. In the DF scheme, the relay decodes the received signal and forwards the decoded message to the destination. We found two strategies in the DF scheme in the literature. The first one is the Fixed Decode-and-Forward (FDF) strategy, and here, the relay always decodes and forwards the received symbol. In the second strategy named Adaptive Decode-and-Forward relaying (ADF), the relay forwards the received symbol only when it is properly decoded [2]. Therefore, the ADF scheme ensures better bit error rate performances than do the AF and FDF protocols.

For over a decade now, chaotic systems have been attracting a great deal of attention from many researchers, due mainly to the advantages provided by chaotic signals, such as robustness in multipath environments and resistance to jamming [4] [5]. Chaotic signals are non-periodic, broadband, and difficult to predict and to reconstruct. These are properties which coincide with the requirements for signals used in communication systems, particularly for spread-spectrum communication and secure communications [4] [6] [7]. The possibility of generating an infinite number of uncorrelated chaotic sequences from a given map simplifies the application of these signals in a multi-user case.

Generally, two different approaches have been adopted for using the chaotic signal in digital communications systems. The first uses the real value of the chaotic signal to modulate the transmitted bits [4], while the second quantizes the chaotic signal before using it to transmit the data, which offers better performance than conventional spreading systems. Moreover, this approach leads to a loss of chaotic signal properties. Though it is the first approach that is adopted in our paper, the general analysis in the paper can nonetheless be directly adapted for quantized chaotic signals.

Many chaos-based communication systems with coherent and non-coherent receivers are

proposed and evaluated; these include chaos shift keying [4], chaos-based DS-CDMA [8] [9], differential chaos shift keying (DCSK) [10] [11], and MC-DCSK [12]. With coherent receivers, such as CSK system, the chaotic signal is used as a spread sequence to spread the data information signal, while on the receiver side, chaotic synchronization is required to demodulate the transmitted signals [13]. On the other hand, with differential chaos shift keying (DCSK), chaotic synchronization is not used on the receiver side, where an exact knowledge of the chaotic signal is not required in order to demodulate the transmitted signals. However, the DCSK system is less secure, and does not perform as well as the coherent chaos-based communication systems.

Many papers studied the DF-Relay [14], [15]. For example, in [15] they analyze the gain by DF-Relay with general digital modulation scheme theoretically. In this paper, it is considered that digital modulation scheme and the gain by DF-Relay are independent. Since the transmitted bit energy of chaos based modulation schemes is not constant, the BER computation methodology used for conventional digital modulation schemes cannot be applied for Chaos Shift Keying modulation.

To the best of our knowledge, the DF-CSK system is not proposed or studied in the literature. The aim of this paper is to present a cooperative network under chaos shift keying modulation with DF relay. Once the system is proposed, the performance of the cooperative system under independently and identically distributed (i.i.d.) Gaussian fading wireless environments is analyzed. In this paper we assume that the cooperative relays properly decode the received message during transmission to obtain the lower bound BER of the scheme. This process is namely, error-free DF at the relay user.

Many assumptions have been made in computing the bit error rate performance of chaos-based communication systems. A widely used approach known as the Gaussian approximation considers the sum of dependent variables at the output of the correlator as a Gaussian variable. This approach leads to a low precision of BER approximations, especially when the spreading factor is low [4]. In [16], another exact approach was derived to compute the BER for chaos-based communication systems. Their model takes into consideration the dynamic properties of chaotic sequences, and the performance was derived by integrating the BER expression for a given chaotic map over all possible chaotic sequences for a given spreading factor. This method outperforms the Gaussian approximation, and matches the exact BER. Moreover, as mentioned in [16], this method needs a high computing load. Another accurate simple approach is used in

this paper to compute the exact BER performance of the system [17]. This approach proceeds by first estimating the probability density function (pdf) of the bit energy, and then using the computed pdf to compute the BER expression.

The originality of this paper is that it proposes for the first time a CSK modulation in a cooperative network, and then extends the BER computation methodology of [8] to be applied to chaos-based cooperative communication.

This paper is organized as follows. In section 2, we present the CSK communication system. Section 3 is dedicated to explaining the cooperative DF-CSK network. An analytical performance analysis is presented in section 4. Simulation results are shown in section 5, and finally, some concluding remarks are given.

## II. CSK COMMUNICATION SYSTEM

In a CSK communication system, the information symbols ( $s_l = \pm 1$ ) with period  $T_s$  are spread by a chaotic sequence  $x_k$ . A new chaotic sample (or chip) is generated at every time interval equal to  $T_c$  ( $x_k = x(kT_c)$ ). The emitted signal at the output of the transmitter is:

$$u(t) = \sum_{l=0}^{\infty} \sum_{k=0}^{\beta-1} s_l x_{l\beta+k} g(t - (l\beta + k)T_c), \quad (1)$$

where the spreading factor  $\beta$  is equal to the number of chaotic samples in a symbol duration ( $\beta = T_s/T_c$ ), and  $g(t)$  is the pulse shaping filter. In this paper, we have chosen a rectangular pulse of unit amplitude on  $[0, T_c]$ . To demodulate the transmitted bits, the received signal is first despread by the local chaotic sequence, and then integrated into a symbol duration  $T_s$ . Finally, the transmitted bits are estimated by computing the sign of the decision variable at the output of the correlator.

## III. COOPERATIVE SYSTEM MODEL

In this section, we present a cooperation strategy for the proposed wireless network. The user in the network can be a source node that sends information to its destination, or a relay node that helps transmit other users' information. We assume that the relay selection of the given user is fixed. In this case, signal transmission involves two phases, Phase 1 and Phase 2. In Phase 1, each source sends information to its destination, and the information is also received

by other users in the network. In Phase 2, each relay receives the signal transmitted in Phase 1. To compute the lower BER bound that can be reached by this network, we assume that the error-free DF relays always properly decode the information received and forward the decoded symbols to the destination.

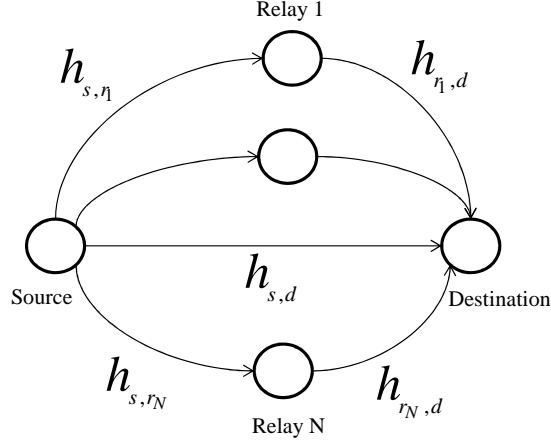


Fig. 1. System model

As illustrated in Fig. 1 each wireless link between any two nodes in the network is subject to fading and additive noise. Although the fading coefficients can be accurately estimated by the cooperating terminals, the additive noise is unknown to the receiver. For mathematical simplification, we omit in the paper the time  $t$  used in equation (1). In the first phase, the source broadcasts its information to the destination and the relays. The received signals  $y_{s,d}$  and  $y_{s,r_n}$  at the destination and the  $n^{th}$  relay can respectively be expressed as

$$y_{s,d} = \sqrt{P_s} h_{s,d} u + z_{s,d}, \quad (2)$$

$$y_{s,r_n} = \sqrt{P_s} h_{s,r_n} u + z_{s,r_n}, \quad (3)$$

where  $u$  is the transmitted spread spectrum information from CSK modulation,  $P_s$  is the transmitted power at the source,  $z_{s,d}$  and  $z_{s,r_n}$  are the additive white Gaussian noise with variance  $\sigma^2$ . In equations (2) and (3),  $h_{s,d}$  and  $h_{s,r_n}$  are the channel coefficients from the source to the

destination and to the  $n^{th}$  relay, respectively. The channel coefficients are modeled as zero-mean, complex Gaussian random variables with variances  $\sigma_{s,d}^2$  and  $\sigma_{s,r_n}^2$ , respectively. In this paper, we assume that the channel coefficient is maintained constant during the symbol period  $T_s$  and vary for each symbol.

Because we assume in our analysis that the relays forward the correct symbols to the destination, the received signal in Phase 2 at the destination coming from the  $n^{th}$  relay can be modeled as

$$y_{r_n,d} = \sqrt{P_n} h_{r_n,d} u + z_{r_n,d}, \quad (4)$$

where  $h_{r_n,d}$  is the channel coefficient modeled as a zero-mean, complex Gaussian random variable with variance  $\sigma_{r_n,d}^2$ ,  $z_{r_n,d}$  is the additive white Gaussian noise with variance  $\sigma^2$ , and  $P_n$  is the transmitted power at the relay  $n$ . Note that the Gaussian model is considered in many papers studying the performance of DF systems [18], [19].

In our analysis, we assume that the nodes are spatially separated such that the channels from different links are independent. In addition, the channel coefficients are assumed to be known at the receiver. The destination coherently combines the different received signals from the source and the relays by using the maximum ratio combiner (MRC) [20].

#### IV. PERFORMANCE ANALYSIS

In this section we analyze the lower bound of the BER performance for the proposed model. Knowing the channel state information, the destination detects the transmitted symbols by jointly combining the received signals from the source and relays. The combined signal at the output of MRC can be given by:

$$y = ay_{s,d} + \sum_{j=1}^N a_j y_{r_j,d}, \quad (5)$$

where  $N$  is the number of relays in the network and  $a$  and  $a_j$  are determined to maximize the signal-to-noise ratio (SNR) at the output of MRC. Therefore,  $a$  and  $a_j$  can be given

$$a = \sqrt{P_s} h_{s,d}^* / \sigma; \quad a_j = \sqrt{P_j} h_{r_j,d}^* / \sigma$$

Note that  $h_{s,d}^*$  is the complex conjugate of  $h_{s,d}$  and  $h_{r_j,d}^*$  is the complex conjugate of  $h_{r_j,d}$ .

To decode the transmitted symbol  $s_l$ , the received signal  $y$  is first multiplied by an exact replica of the spreading code, and then summed over the bit duration  $\beta T_c$ . The decision variable for a given symbol  $l^{th}$  is:

$$Ds_l = \text{sign} \left( \left[ P_s |h_{s,d}|^2 + \sum_{j=1}^N P_j |h_{r_j,d}|^2 \right] E_b^{(l)} + w_{s,d}^{(l)} + \sum_{j=1}^N w_{r_j,d}^{(l)} \right), \quad (6)$$

where  $w_{s,d}^{(l)}$  and  $w_{r_i,d}^{(l)}$  are the noises after despreading and integration and  $E_b^{(l)} = T_c \sum_{k=0}^{\beta-1} (x_{l\beta+k})^2$  is the transmitted energy of the  $l^{th}$  data symbol.

Because of the non-periodic nature of the chaotic sequence, the energy  $E_b^{(l)}$  is not constant for all transmitted bits. Computing the performance requires knowledge of the pdf of the received bit energy multiplied by the channel coefficients. In our case, the performance requires knowledge of the pdf  $\alpha$ , where  $\alpha = \left[ P_s |h_{s,d}|^2 + \sum_{j=1}^N P_j |h_{r_j,d}|^2 \right] E_b^{(l)}$ . Now, since  $\alpha$  which represents the received energy, depends on the particular distribution of the transmitted energy,  $E_b^{(l)}$ , and the channels coefficients, the computation of the actual pdf of  $\alpha$  leads to a non-standard distribution, which has no analytical form. We therefore propose that this distribution be approximated by a known distribution which will allow the existing results on the computation of binary modulation schemes to be used to derive a closed-form expression of our system.

#### A. Chaotic generators

The BER computation methodology developed in this article is not restricted to a particular chaotic map, or to a particular type of chaotic map. We chose the following two families of chaotic maps, widely considered in chaos-based communication systems [4], the Chebyshev polynomial function of order 2, and a piecewise linear map (PWL), defined by:

$$1\text{- CPF map: } x_{k+1} = 1 - 2x_k^2$$

$$\text{2- PWL map: } \begin{cases} z_k = L |x_k| + \phi \pmod{1} \\ x_{k+1} = \text{sign}(x_k)(2z_k - 1) \end{cases}$$

The PWL map is parameterized by a positive integer  $L$  and a real number  $\phi$  ( $0 < \phi < 1$ ). In this article, these parameters are set to  $L = 3$  and  $\phi = 0.1$ .

The chaotic sequences used here are zero-mean and with a unit variance  $\sigma_x^2 = 1$ .

### B. BER computation methodology

Our performance computation is not based on Gaussian approximation, where the transmitted bit energy is considered as constant. Note that the Gaussian approximation provides a good estimation of performance just when the spreading factor is high, but for a low spreading factor, this approximation is not valid [8].

The statistical properties of the decision variable  $Ds_l$  are computed for a fixed bit  $l^{th}$ . The mean of  $Ds_l$  is reduced to the term given in equation (7) because the elements of the noise component and the wireless channels are independent and zero-mean:

$$E[Ds_l] = \left[ P_s |h_{s,d}|^2 + \sum_{j=1}^N P_i |h_{r_j,d}|^2 \right] E_b^{(l)} s_l, \quad (7)$$

where  $E[.]$  is the mean operator.

The variance of the decision variable is:

$$\text{Var}[Ds_l] = E[(Ds_l)^2] - E[Ds_l]^2, \quad (8)$$

where  $\text{Var}[.]$  is the variance operator.

Since the noise and the channels coefficients are uncorrelated and independent of the chaotic sequences, the Gaussian noise samples are independent. In addition, we assume that the additive noise variances are the same in all links. The variance of the decision variable is thus the sum of the variances of the two noise expressions  $w_{s,d}^{(l)}$ , and  $\sum_{j=1}^N w_{r_j,d}^{(l)}$  in equation (6).

The variance of the first noise component is:

$$\text{Var}[w_{s,d}^{(l)}] = \text{Var} \left[ \sum_{k=0}^{\beta-1} \sqrt{P_s} z_{s,d}^{(l\beta+k)} h_{s,d} x_{l\beta+k} \right]. \quad (9)$$



Since the chaotic and the noise signals are zero-mean, the variance of  $w_{s,d}^{(l)}$  is reduced to:

$$\text{Var} \left[ w_{s,d}^{(l)} \right] = E \left[ \sum_{k=0}^{\beta-1} \sqrt{P_s} z_{s,d}^{(l\beta+k)} h_{s,d} x_{l\beta+k} \right]^2. \quad (10)$$

By considering the uncorrelated and independent hypothesis of the channel coefficients, the chaotic and noise samples, the variance can be written:

$$\text{Var} \left[ w_{s,d}^{(l)} \right] = \beta P_s \frac{N_0}{2} |h_{s,d}|^2 E [x_{l\beta+k}]^2, \quad (11)$$

where  $E_b^{(l)} = \beta E [x_{l\beta+k}]^2$  is the transmitted bit energy. Then the variance expression of  $w_{s,d}^{(l)}$  is:

$$\text{Var} \left[ w_{s,d}^{(l)} \right] = P_s \frac{N_0}{2} |h_{s,d}|^2 E_b^{(l)}. \quad (12)$$

The variance of the second noise component  $\sum_{j=1}^N w_{r_j,d}^{(l)}$  is:

$$\text{Var} \left[ \sum_{j=1}^N w_{r_j,d}^{(l)} \right] = \text{Var} \left[ \sum_{k=0}^{\beta-1} \sum_{j=1}^N \sqrt{P_j} z_{r_j,d}^{(l\beta+k)} h_{r_j,d} x_{l\beta+k} \right]. \quad (13)$$

In our paper, the channel coefficients are assumed independent from each other and from the noise and chaotic signals. In this case, the variance of  $\sum_{j=1}^N w_{r_j,d}^{(l)}$  can be written:

$$\text{Var} \left[ \sum_{j=1}^N w_{r_j,d}^{(l)} \right] = E \left[ \sum_{k=0}^{\beta-1} \sum_{j=1}^N \sqrt{P_j} z_{r_j,d}^{(l\beta+k)} h_{r_j,d} x_{l\beta+k} \right]^2. \quad (14)$$

By analogy, the variance of the second noise component is:

$$\text{Var} \left[ \sum_{j=1}^N w_{r_j,d}^{(l)} \right] = \frac{N_0}{2} E_b^{(l)} \sum_{j=1}^N P_j |h_{r_j,d}|^2. \quad (15)$$

Finally, the variance of the decision variable is:

$$\text{Var} [D_s^{(l)}] = \frac{N_0}{2} E_b^{(l)} \left( P_s |h_{s,d}|^2 + \sum_{j=1}^N P_j |h_{r_j,d}|^2 \right). \quad (16)$$

### C. Computation methodology

Since the symbols are equally distributed on the set  $\{-1, +1\}$ , we can deduce from [21] that the BER for symbol  $l$ , for a given constant bit energy and channel coefficients is expressed as:

$$\text{BER}_l = Q \left( \frac{E [Ds_l]}{\sqrt{\text{Var} [Ds_l]}} \right), \quad (17)$$

where the Gaussian  $Q$ -function is defined as:  $Q(x) = \int_x^\infty \frac{1}{\sqrt{2\pi}} e^{-\frac{u^2}{2}} du$ . Finally, the conditional BER expression is

$$\text{BER}_l = Q \left( \sqrt{\frac{2 \left( P_s |h_{s,d}|^2 \sum_{j=1}^N P_j |h_{r_j,d}|^2 \right) E_b^{(l)}}{N_0}} \right). \quad (18)$$

$$\text{BER}_l = Q \left( \sqrt{\frac{2\alpha}{N_0}} \right). \quad (19)$$

The mean BER of the system is obtained by integrating (19) over all possible values of  $\alpha$ , the bit energy and

$$\overline{\text{BER}}_l = \int_0^\infty Q \left( \sqrt{\frac{2\alpha}{N_0}} \right) p(\alpha) d\alpha. \quad (20)$$

Basically, the computation of  $\text{BER}_l$  should require knowledge of the pdf's  $p(\alpha)$ . Now, considering the expression (20) of  $\overline{\text{BER}}_l$ , one can note that it has the same form as the expression of the mean BER obtained in the framework of mobile radio channels. Indeed, for a BPSK transmission on a radio channel with gain  $\rho$  and with bit energy-to-noise ratio  $E_b/N_0$ , the mean BER is expressed as

$$\text{BER}_{\text{Radio channel}} = \int_0^\infty Q \left( \sqrt{\frac{2\rho^2 E_b}{N_0}} \right) p(\rho) d\rho. \quad (21)$$

For Rayleigh, Nakagami, gamma or Rician channels, there exist closed-form expressions for (21) [21]. Since expression (20) is similar to expression (21), these previous results on (21) can be used to obtain an analytical form of the integral (20). This article is partly intended to derive

an analytical expression of  $\overline{\text{BER}}_l$ .

The distribution approximation has been investigated by plotting the histogram of the variable  $\alpha$ , and by comparing it with the theoretical pdf's of the Rayleigh, Rician, and Nakagami, and gamma distributions, respectively. The parameters have been defined such that the moments of the theoretical pdf match the estimated moments of  $\alpha$ . Note that other approximation strategies could be considered. For instance, one could compute the parameters which minimize the distance between the theoretical pdf and the histogram in the least-square (or in any other) sense. However, in such cases, the parameters could only be obtained numerically. However, the method chosen in this paper allows us to obtain an analytical expression of the pdf parameters as a function of the system parameters. To that end, the generalized gamma distribution function given in [22] [23] is considered. Based on the estimated values of its parameters, the distribution of the histogram can be approximated. The generalized gamma distribution function is:

$$p_\alpha(\alpha) = \frac{2v}{(\Omega/m)^m \Gamma(m)} \alpha^{2mv-1} \exp\left(-\frac{m\alpha^2 v}{\Omega}\right), \quad \alpha \geq 0 \quad (22)$$

where  $v$  is the shape parameter,  $\Omega$  is the scaling parameter,  $m$  is the fading parameter, and  $\Gamma(\cdot)$  is the Gamma function.

By changing the two parameters  $v$  and  $m$ , different fading models can be obtained. The Rayleigh ( $m = v = 1$ ), Nakagami-m ( $v = 1$ ), Weibull ( $m = 1$ ), and lognormal ( $m \rightarrow \infty$ ,  $v \rightarrow 0$ ) distributions are special or limiting cases of the generalized gamma distribution. A full description of the parameter estimations ( $v$ ,  $m$  and  $\Omega$ ) is given in [24].

Many different sets of system parameters (including different chaotic sequences) have been tested for this approximation, for different numbers of relays. In each case, the gamma distribution has always best approximated the histogram of  $\alpha$ . This observation is illustrated in Figs. 2 and 3, which show the histogram of  $\alpha$  of the CPF and PWL map for given system parameters, along with the theoretical Rayleigh, Rician, gamma, and Nakagami pdfs. The histogram of each sequence is obtained for  $10^6$  bits with spreading factor equal to  $\beta = 10$ , and for six different fading Gaussian channels (5 relays) with unit variance.

The performance of our communication system, in terms of bit error rate (BER) depends on the statistics of the SNR. The instantaneous SNR per received symbol is  $\gamma = \frac{\alpha}{N_0}$  and the average

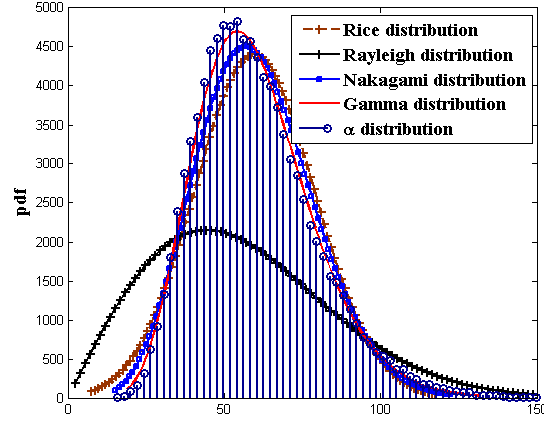


Fig. 2. Histograms of variable  $\alpha$  for CPF chaotic map, six independent channels, spreading factor equal to 10, and the corresponding approximated pdf's distributions.

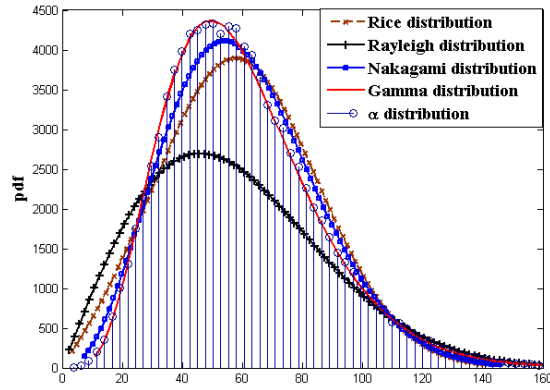


Fig. 3. Histograms of variable  $\alpha$  for PWL chaotic map, six independent channels, spreading factor equal to 10, and the corresponding approximated pdf's distributions.

SNR is  $\bar{\gamma} = \frac{E[\alpha]}{N_0}$ . As computed in [21], the BER for binary phase shift keying with coherent detection is:

$$\text{BER} = \frac{1}{\pi} \int_0^{\pi/2} \exp\left(-\frac{\gamma}{\sin^2(\theta)}\right) d\theta. \quad (23)$$

The average BER for gamma distribution is computed in [23] where the performance expression is derived with the aid of moment generating function (MGF) approach.

$$\overline{\text{BER}} = \frac{1}{\pi} \int_0^{\pi/2} M_\gamma \left( -\frac{1}{\sin(\theta)^2} \right) d\theta. \quad (24)$$

The MGF  $M_\gamma$  is computed in [23].

$$M_\gamma(\varepsilon) = \sum_{n=0}^{\infty} \frac{(-1)^n}{n!} \bar{\gamma}^n \frac{\Gamma(m + n/v) \Gamma^{n-1}(m)}{\Gamma^n(m + 1/v)} \varepsilon^n, \quad (25)$$

where  $m$  and  $v$  are the parameters estimated from the generalized gamma distribution given in [24].

The infinite series of the MGF given in equation (25) is not guaranteed to converge for all values of  $\varepsilon$ . Many approximations can solve this problem like Padé approximation technique to obtain efficiently the limiting behavior of a power series in compact rational function form. The convergence point is not the aim of our paper, however this problem is deeply discussed in [25] and [26].

## V. SIMULATION

We performed computer simulations of the decode-and-forward cooperation system using a CSK modulation to illustrate the above theoretical analysis. In our simulations, the average BER performances are plotted for different spreading factors ( $\beta = 5, 15, 30$ ), and normalized power ( $P_s = P_j = 1$ ). Figs. 4 and 5 compared the lower bound BER formulation of equation (24) solved numerically and the simulated performance in the case of CPF and PWL maps. Clearly, the theoretical results matched the simulation results for all spreading factors and numbers of relays. This good match therefore validates approximation of the pdf and the computation methodology.

## VI. CONCLUSION

In this paper, a chaos shift keying technique in a cooperative network is proposed and evaluated under error-free DF at the relay user assumption. A chaotic sequence is used in the communication system thanks to the increased security level of the transmission it brings, at low cost. Once the system is proposed, a performance analysis is performed under a fading Gaussian

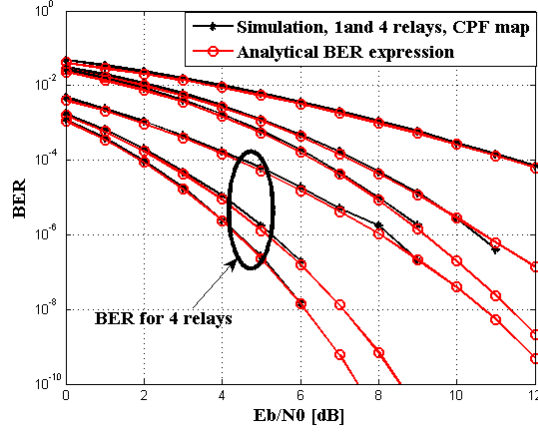


Fig. 4. Average BER of one and 4 DF relays with CPF map, and different spreading factors ( $\beta = 5, 15, 30$ )

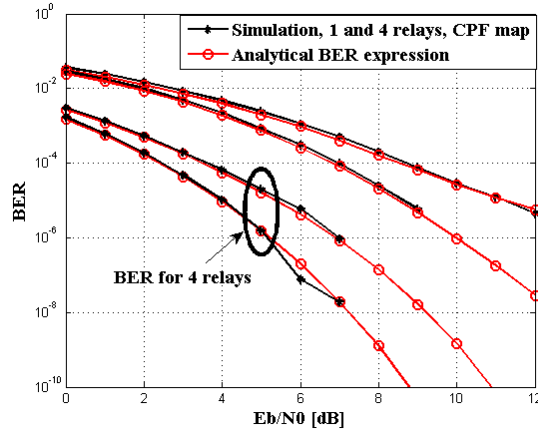


Fig. 5. Average BER of one and 4 DF relays with PWL map, and different spreading factors ( $\beta = 15, 30$ )

channels. The lower bound BER derivation takes into account the non-periodic nature of chaotic sequences, the channel model, and the number of relays. The BER computation method is based on an approximation of the probability density function of the bit energy multiplied by the sum of different channel attenuations. This approximation is obtained using the generalized gamma distribution, whose appropriate parameters are derived in function of the variable  $\alpha$ . There is an excellent match between the analytical and the simulated BERs. However, since the general gamma distribution function is used to estimate the pdf, other chaotic maps with other types of distributions could be considered, using the same principle, in order to derive an analytical BER expression.

## REFERENCES

- [1] J. Laneman, D. Tse, and G. Wornell, "Cooperative diversity in wireless networks: Efficient protocols and outage behavior," *IEEE Trans. on Information Theory*, vol. 50, no. 12, pp. 3062 – 3080, Dec. 2004.
- [2] T. Wang, A. Cano, G. Giannakis, and J. Laneman, "High-Performance Cooperative Demodulation With Decode-and-Forward Relays," *IEEE Trans. on Communications*, vol. 55, no. 7, pp. 1427 –1438, Jul. 2007.
- [3] S. Yang and J.-C. Belfiore, "Towards the Optimal Amplify-and-Forward Cooperative Diversity Scheme," *IEEE Trans. on Information Theory*, vol. 53, no. 9, pp. 3114 –3126, Sept. 2007.
- [4] F. C. M. Lau and C. K. Tse, *Chaos-Based Digital Communication Systems*. Springer-Verlag, 2003.
- [5] Z. Galias and G. Maggio, "Quadrature chaos-shift keying: theory and performance analysis," *IEEE Trans. on Circuits and Systems I: Fundamental Theory and Applications*, vol. 48, no. 12, pp. 1510 –1519, Dec. 2001.
- [6] T. Wren and T. Yang, "Orthogonal chaotic vector shift keying in digital communications," *IET Communications*, vol. 4, no. 6, pp. 739–753, 16 2010.
- [7] G. Kaddoum, T. Lambard, and F. Gagnon, "Performance analysis of a chaos shift keying system with polarisation sensitivity under multipath channel," *IET Communications*, vol. 6, no. 12, pp. 1837–1845, 2012.
- [8] G. Kaddoum, P. Chargé, and D. Roviras, "A generalized methodology for bit-error-rate prediction in correlation-based communication schemes using chaos," *IEEE Communications Letters*, vol. 13, no. 8, pp. 567–569, 2009.
- [9] G. Kaddoum and F. Gagnon, "Performance analysis of STBC-CSK communication system over slow fading channel," *Signal Processing*, vol. 93, no. 7, pp. 2055–2060, 2013.
- [10] W. Xu, L. Wang, and G. Chen, "Performance of DCSK Cooperative Communication Systems Over Multipath Fading Channels," *Circuits and Systems I: Regular Papers, IEEE Transactions on*, vol. 58, no. 1, pp. 196–204, Jan. 2011.
- [11] G. Kaddoum and F. Gagnon, "Design of a High-Data-Rate Differential Chaos-Shift Keying System," *IEEE Trans. on Circuits and Systems II: Express Briefs*, vol. 59, no. 7, pp. 448–452, 2012.
- [12] G. Kaddoum, F. Richardson, and F. Gagnon, "Design and Analysis of a Multi-Carrier Differential Chaos Shift Keying Communication System," *IEEE Trans. on Communications*, no. 99, pp. 1–11, 2013.
- [13] R. Vali, S. Berber, and S. K. Nguang, "Analysis of Chaos-Based Code Tracking Using Chaotic Correlation Statistics," *IEEE Trans. on Circuits and Systems I: Regular Papers*, vol. 59, no. 4, pp. 796 –805, Apr. 2012.
- [14] W. Yang and Y. Cai, "On the performance of the block-based selective OFDM decode-and-forward relaying scheme for 4G mobile communication systems," *Journal of Communications and Networks*, vol. 13, no. 1, pp. 56–62, 2011.
- [15] J. Boyer, D. Falconer, and H. Yanikomeroglu, "A theoretical characterization of the multihop wireless communications channel with diversity," in *IEEE Global Telecommunications Conference, 2001. GLOBECOM '01*, vol. 2, 2001, pp. 841–845 vol.2.
- [16] A. J. Lawrance and G. Ohama, "Exact calculation of bit error rates in communication systems with chaotic modulation," *IEEE Trans. Circuits and Systems*, vol. 50, pp. 1391–1400, 2003.
- [17] G. Kaddoum, M. Vu, and F. Gagnon, "Performance analysis of differential chaotic shift keying communications in MIMO systems," in *IEEE International Symposium on Circuits and Systems (ISCAS), 2011*, 2011, pp. 1580–1583.
- [18] W. Siriwongpairat, T. Himsoon, W. Su, and K. Liu, "Optimum threshold-selection relaying for decode-and-forward cooperation protocol," in *IEEE Wireless Communications and Networking Conference, WCNC*, vol. 2, 2006, pp. 1015–1020.
- [19] Y. Song and N. Devroye, "Lattice codes for the Gaussian relay channel: Decode-and-Forward and Compress-and-Forward," *IEEE Trans. on Information Theory*, vol. PP, no. 99, pp. 1–1, 2013.
- [20] D. Brennan, "Linear diversity combining techniques," *Proceedings of the IEEE*, vol. 91, no. 2, pp. 331–356, Feb. 2003.

- [21] M. Simon and M. S. Alouini, *Digital communication over fading channels*. Second edition, Wiley, New York, 2005.
- [22] V. Aalo, T. Piboongunon, and C.-D. Iskander, "Bit-error rate of binary digital modulation schemes in generalized gamma fading channels," *IEEE Communications Letters*, vol. 9, no. 2, pp. 139–141, Feb. 2005.
- [23] J. Malhotra, A. K. Sharma, and R. S. Kaler, "On the performance analysis of wireless receiver using generalized-gamma fading model," *Annales des Télécommunications*, vol. 64, no. 1-2, pp. 147–153, 2009.
- [24] J. Reig and L. Rubio, "On Simple Estimators of the  $\alpha - \mu$  Fading Distribution," *IEEE Trans. on Communications*, vol. 59, no. 12, pp. 3254 –3258, Dec. 2011.
- [25] H. Amindavar and J. Ritcey, "Padé approximations of probability density functions," *IEEE Transactions on Aerospace and Electronic Systems*, vol. 30, no. 2, pp. 416–424, 1994.
- [26] J. Stokes and J. Ritcey, "A general method for evaluating outage probabilities using Padé approximations," in *IEEE Global Telecommunications Conference GLOBECOM*, vol. 3, 1998, pp. 1485–1490.