

Obtaining topological degenerate ground states by the density matrix renormalization group

Yin-Chen He,¹ D. N. Sheng,² and Yan Chen¹

¹*Department of Physics, State Key Laboratory of Surface Physics and Laboratory of Advanced Materials, Fudan University, Shanghai 200433, China*

²*Department of Physics and Astronomy, California State University, Northridge, California 91330, USA*
(Dated: April 4, 2024)

We develop the density matrix renormalization group approach to systematically identify the topological order of the quantum spin liquid (QSL) through adiabatically obtaining different topological degenerate sectors of the QSL on an infinite cylinder. As an application, we study the anisotropic kagome Heisenberg model known for hosting a Z_2 QSL, however no numerical simulations have been able to access all four sectors before. We obtain the complete set of four topological degenerate ground states distinguished by the presence or absence of the spinon and vison quasiparticle line, which fully characterizes the topological nature of the quantum phase. We have also studied the kagome Heisenberg model, which has recently attracted a lot of attention. We find two topological sectors accurately and also estimate various properties of the other topological sectors, where the larger correlation length is found indicating the possible proximity to another phase.

PACS numbers: 75.10.Kt, 75.10.Jm, 75.40.Mg, 05.30.Pr

I. INTRODUCTION

The quantum spin liquid (QSL), a state which does not break any lattice or spin-rotational symmetry at zero temperature, has attracted much attention in the past twenty years.¹ Different from a trivial disordered state, the QSL possesses topological order^{2,3} with the deconfined and fractionalized quasiparticles obeying the anyonic braiding statistics. The physics of the QSL may also have an implication for understanding the high temperature superconductivity.⁴ Since Anderson first proposed the resonating valence bond (RVB) state for the triangular Heisenberg magnet,⁵ the debate on whether a QSL is a realistic quantum state in two dimensional (2D) systems has never ceased. In recent years, there is growing experimental^{6–18} and theoretical^{19–32} evidence supporting the existence of the QSL in realistic materials or contrived model systems.

Theoretically, frustrated magnetic interactions may lead to a QSL. Those systems impose serious difficulties for theoretical studies, where analytical methods are under development and the quantum Monte Carlo method is usually not applicable due to the sign problem. To tackle these problems, the slave particle formalism^{33–40,48} has been developed and different model Hamiltonians have been constructed,^{20,21,42–48} which give many insights for the properties of the QSL. However, these studies still can not provide concrete predictions regarding the existence of the QSL in more realistic quantum systems. The development of the density matrix renormalization group (DMRG)⁴⁹ and the tensor network approach^{32,50–53} has opened a new route to study the QSL in general magnetic systems; in particular, the accurate DMRG studies have provided extensive evidence for a possible gapped Z_2 QSL for the kagome lattice Heisenberg model.^{27–29} However, the variational Monte Carlo^{38,39} study of the same system suggests a

possible gapless QSL, which appears to be more consistent with experimental observations.^{13–17} Recently, it has been suggested⁵³ that both a small correlation length of one topological sector^{27,29} and the positively quantized topological entanglement entropy used in identifying the Z_2 QSL^{28,54} may not be sufficient to fully establish the nature of the quantum state limited by the range of system sizes being studied. Therefore, it is crucial to find other topological sectors, which may lead to a full understanding of the topological nature of QSL through extracting the modular matrix.^{2,55–58}

DMRG has been proven powerful in solving the ground state of quasi-one dimensional frustrated magnets,^{25–31} however it can not directly obtain excited state accurately for larger systems, especially on a torus geometry where the topological degeneracies exist. In a recent work,⁵⁶ Cincio and Vidal showed that the topological degeneracy can be studied in an infinite cylinder, and they can obtain topological degenerate ground states by using random initial conditions in the infinite DMRG simulation.⁵⁹ In this paper, we propose a systematical and controlled approach based on the DMRG calculations to find different topological degenerate sectors of the quantum system on an infinite cylinder. In Sec. II, we briefly review the origin of topological degeneracy and derive topological degeneracies of a Z_2 as well as double-semion QSL phases. We show that different topological degenerate ground states differ from each other by certain type of quasiparticle (spinon or vison for the QSL) lines threaded in the system, and these states can be tuned into each other by inserting flux. In Sec. III, we outline the general numerical scheme of the algorithm, which are based on the origin of topological degeneracy. We show that, to obtain topological degenerate ground states in QSL, two operations can be implemented in the DMRG simulation: (1) creating edge spinon. (2) adiabatically inserting 2π flux. In Sec. IV, we discuss the re-

lation between winding number and spinon line. We also propose a simple method to determine the presence of spinon line by observing the entanglement spectrum. In Sec. V, we apply the method to the anisotropic easy axis kagome Heisenberg model (EAKM), which is shown to host a Z_2 QSL theoretically²¹ and numerically.^{22–24} We successfully find four topological degenerate states and calculate various quantities to show that they are four distinct states. Further, in Sec. VI, we apply our method to nearest neighbor kagome Heisenberg model (KHM). For the KHM, we have only identified two topological sectors, however, our results may provide a good approximation on the properties of other topological sectors. We find that the states in the new topological sectors have a much larger correlation length, which demands future study.

II. TOPOLOGICAL DEGENERACY: Z_2 AND DOUBLE-SEMIION QUANTUM SPIN LIQUID

The topological degeneracy originates from the existence of the fractionalized quasiparticles and their anyonic braiding statistics. Following Ref. 60, we will give an exact derivation of the topological degeneracy in Z_2 and double-semion QSL.⁴⁵ Either Z_2 or double-semion QSL supports two kinds of fractionalized excitations, spinon and vison. To deduce the topological degeneracies, we should first define the Wilson loop operator $\mathcal{T}_s^{x(y)}$ ($\mathcal{T}_v^{x(y)}$) (Fig. 1), which creates a pair of spinons (visons), then winds them along x (y) direction, and finally annihilates them. If the system has a gap and we drag the quasiparticles slowly enough, the system will get back into the ground state after the annihilation of quasiparticles. Therefore, no matter whether there is ground state degeneracy, we can always find a ground state $|\psi_0\rangle$ which is the eigenstate of the \mathcal{T}_s^y and \mathcal{T}_v^y , satisfying $\mathcal{T}_s^y|\psi_0\rangle = \alpha_s|\psi_0\rangle$ and $\mathcal{T}_v^y|\psi_0\rangle = \alpha_v|\psi_0\rangle$. Here $\alpha_{s(v)}$ are non-universal numbers, for simplicity we just take them to be 1. In the following, we will use two ways to derive that the system also has three other topological degenerate ground states $|\psi_s\rangle$, $|\psi_v\rangle$, $|\psi_{sv}\rangle$, whose corresponding eigenvalues are $(-1, 1)$, $(1, -1)$ and $(-1, -1)$:

$$\begin{aligned} \psi_0 &= |\mathcal{T}_s^y = 1, \mathcal{T}_v^y = 1\rangle, & \psi_s &= |\mathcal{T}_s^y = -1, \mathcal{T}_v^y = 1\rangle \\ \psi_v &= |\mathcal{T}_s^y = 1, \mathcal{T}_v^y = -1\rangle, & \psi_{sv} &= |\mathcal{T}_s^y = -1, \mathcal{T}_v^y = -1\rangle. \end{aligned} \quad (1)$$

These topological degenerate ground states, defined by eigenstates of the Wilson loop operator along y direction, are the minimal entangled states introduced in Ref. 55.

One way to derive the topological degeneracy is using the existence of the deconfined fractionalized quasiparticles. Similar to the fractional quantum Hall effect, one can insert flux θ in the torus along x direction. We call the corresponding operators $\mathcal{F}_s^x(\theta)$. Then, the spinon (vison) circles around y direction will acquire an Aharonov–Bohm phase $\exp(i\theta c)$, where the charge of the

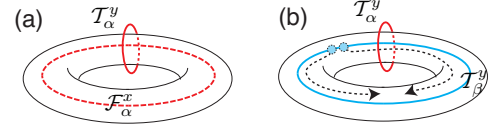


FIG. 1: (color online) (a) Topological sectors created by threading flux. (b) Topological sectors created by dragging out an anyon line.

quasiparticle is $c = 1/2$. Thus,

$$\mathcal{T}_s^y \mathcal{F}_s^x(\theta)|\psi_0\rangle = \exp(i\theta c) \mathcal{F}_s^x(\theta)|\psi_0\rangle. \quad (2)$$

If one inserts 2π flux, the system will be brought back into the original system, however, due to the fractional charge, the Aharonov–Bohm phase from the flux will be -1 . Therefore, $\mathcal{F}_s^x(2\pi)|\psi_0\rangle$ is just the state $|\psi_s\rangle$, $\mathcal{T}_s^y \mathcal{F}_s^x(2\pi)|\psi_0\rangle = -\mathcal{F}_s^x(2\pi)|\psi_0\rangle$. In general, we have

$$\begin{aligned} |\psi_s\rangle &= \mathcal{F}_s^x(2\pi)|\psi_0\rangle, & |\psi_v\rangle &= \mathcal{F}_v^x(2\pi)|\psi_0\rangle, \\ |\psi_{sv}\rangle &= \mathcal{F}_s^x(2\pi) \mathcal{F}_v^x(2\pi)|\psi_0\rangle. \end{aligned} \quad (3)$$

The topological degenerate ground states obtained by inserting flux only rely on the fact of fractionalized particles, there is no difference between Z_2 spin liquid and double-semion spin liquid.

On the other hand, we can deduce the topological degeneracy from the braiding statistics of quasiparticles. The anyonic braiding statistics of Z_2 spin liquid can be summarized as the following. Firstly, either spinon or vison has trivial braiding statistics to itself. Secondly, spinon (vison) obeys semionic statistics relative to vison (spinon), which means if a spinon (vison) encircles around a vison (spinon), there will be a phase factor -1 . The braiding statistics between spinon and vison in Z_2 QSL can be written as:

$$\begin{aligned} \mathcal{T}_s^x \mathcal{T}_v^y &= -\mathcal{T}_v^y \mathcal{T}_s^x, & \mathcal{T}_v^x \mathcal{T}_s^y &= -\mathcal{T}_s^y \mathcal{T}_v^x, \\ \mathcal{T}_s^x \mathcal{T}_s^y &= \mathcal{T}_s^y \mathcal{T}_s^x, & \mathcal{T}_v^x \mathcal{T}_v^y &= \mathcal{T}_v^y \mathcal{T}_v^x. \end{aligned} \quad (4)$$

Then, $\mathcal{T}_s^y(\mathcal{T}_s^x|\psi_0\rangle) = \mathcal{T}_s^x \mathcal{T}_s^y|\psi_0\rangle = (\mathcal{T}_s^x|\psi_0\rangle)$ and $\mathcal{T}_v^y(\mathcal{T}_s^x|\psi_0\rangle) = -\mathcal{T}_s^x \mathcal{T}_v^y|\psi_0\rangle = -(\mathcal{T}_s^x|\psi_0\rangle)$. Therefore, $|\psi_v\rangle = \mathcal{T}_s^x|\psi_0\rangle$ is the ground state in the sector- $(1, -1)$. This sector can be simply understood as a state with a spinon line in the x direction, as in Fig. 1(b). Similarly, we can have two other ground states. In general, in a Z_2 QSL we have:

$$|\psi_v\rangle = \mathcal{T}_s^x|\psi_0\rangle, \quad |\psi_s\rangle = \mathcal{T}_v^x|\psi_0\rangle, \quad |\psi_{sv}\rangle = \mathcal{T}_s^x \mathcal{T}_v^x|\psi_0\rangle, \quad (5)$$

and,

$$\mathcal{T}_s^x = \mathcal{F}_v^x(2\pi), \quad \mathcal{T}_v^x = \mathcal{F}_s^x(2\pi). \quad (6)$$

On the contrary, the double-semion QSL has quite different braiding statistics. Spinon (vison) obeys semionic braiding statistics to itself, but trivial braiding statistics to vison (spinon). The braiding statistics between spinon and vison in double-semion QSL can be written as:

$$\begin{aligned} \mathcal{T}_s^x \mathcal{T}_v^y &= \mathcal{T}_v^y \mathcal{T}_s^x, & \mathcal{T}_v^x \mathcal{T}_s^y &= \mathcal{T}_s^y \mathcal{T}_v^x \\ \mathcal{T}_s^x \mathcal{T}_s^y &= -\mathcal{T}_s^y \mathcal{T}_s^x, & \mathcal{T}_v^x \mathcal{T}_v^y &= -\mathcal{T}_v^y \mathcal{T}_v^x. \end{aligned} \quad (7)$$

Therefore, in double-seimion QSL we have:

$$|\psi_s\rangle = \mathcal{T}_s^x |\psi_0\rangle, |\psi_v\rangle = \mathcal{T}_v^x |\psi_0\rangle, |\psi_{sv}\rangle = \mathcal{T}_s^x \mathcal{T}_v^x |\psi_0\rangle, \quad (8)$$

and,

$$\mathcal{T}_s^x = \mathcal{F}_s^x(2\pi), \quad \mathcal{T}_v^x = \mathcal{F}_v^x(2\pi). \quad (9)$$

III. DIFFERENT TOPOLOGICAL SECTORS FROM INFINITE DMRG

The topological degeneracy is accurately defined on a torus, however one can also have topological degenerate sectors on an infinite cylinder.^{56,61,62} This can be understood by cutting the torus into a cylinder as shown in Fig. 2(a). The subtle difference for the cylinder is that a pair of anyons will be standing at the two ends of the cylinder instead of annihilating each other as in the torus case. This difference will not bring any distinct behaviors to the local wave function, as long as one measures the system far away from the ends. However, the existence of edge quasiparticles will bring large energy punishment to the system, as a result, different topological sectors only have the same energies in the bulk of the cylinder. This will not result in any important effect in the infinite DMRG simulation,⁵⁹ since one only optimizes the energy in the center of the infinite cylinder. A nice feature is that simulations on an infinite cylinder will collapse into one topological sector,^{56,57} which is the key to the controlled method we develop.

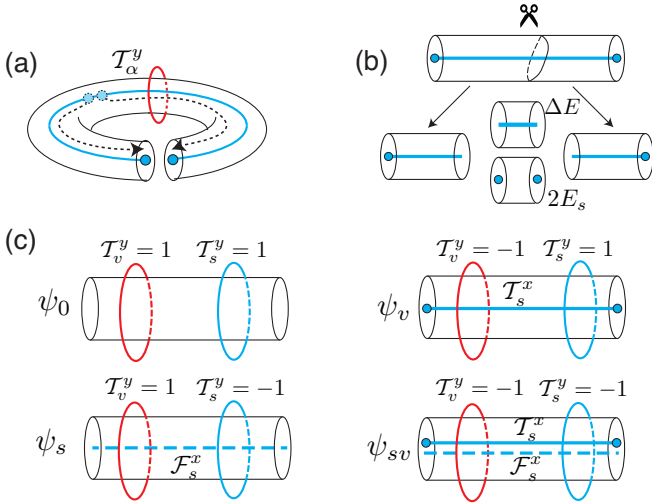


FIG. 2: (color online) (a) Cutting a torus into a cylinder. (b) Illustration of an infinite DMRG algorithm. (c) ψ_0 , ψ_v , ψ_s and ψ_{sv} of a Z_2 QSL from two operations \mathcal{T}_s^x and \mathcal{F}_s^x .

To obtain topological sectors systematically, we should find out how to realize those \mathcal{T}_α^x and \mathcal{F}_α^x operations. To drag out an anyon line, one can apply a string operator on the system, however the string operator is usually difficult to identify. Here we use an equivalent way, which does not drag out the anyon line directly, but helps the

system to develop an anyon line. This can be done by creating edge quasiparticles on the cylinder at the beginning of the infinite DMRG simulation as illustrated in Fig. 2(b). In the simulation, one cuts the cylinder into two halves, inserts one column of sites and optimizes the energy within the newly added sites. This procedure is repeated until the convergence is reached. It appears that there are two options for the newly inserted sites, either with or without an anyon line attaching to them. If there is an anyon line, there will be an energy cost ΔE , which comes from the energy splitting of different topological sectors due to finite size effect. On the contrary, if there is no anyon line, two quasiparticle domain walls will appear at the interface of newly added sites and the older system, which brings in an energy punishment $2E_q$ (the energy of two quasiparticles). Therefore, if $2E_q$ is much bigger than ΔE , the simulation will collapse into the topological sector with an anyon line in it as desired.

To apply the flux insertion operation \mathcal{F}_α^x , we begin with DMRG simulation and obtain one topological sector first. Now we can adiabatically turn on the flux characterized by a boundary twist parameter θ from 0 to 2π gradually, and the starting topological sector will evolve into another topological sector. The key point here is how to ensure the adiabaticity during the flux insertion. We discretize the flux $\theta \in (0, 2\pi)$ and slowly increase θ to obtain new wave function by using the state from previous θ as the initial wave function. Under this procedure, the system should evolve adiabatically into the new topological sector to avoid having two quasiparticle domain walls at the interface between the inserted sites and the older system.

In a QSL, there exists at least one type of quasiparticles, the spinon, which can be considered as an unpaired spin in the RVB representation. Thus, to get a topological sector with a spinon line threaded in, we can simply put unpaired impurity spins (pin or remove one site) on the left and right boundaries similar to the pinning in the earlier work.²⁷ Meanwhile, the spinon flux insertion can be realized by the twist boundary condition.^{63,64} In the hard-core boson representation of the spin system, the spinon is the fractionalized hard-core boson with charge number $1/2$. Then flux \mathcal{F}_s is just the “magnetic” flux seen by hard-core bosons, which can be realized by the twist boundary condition along the y direction:

$$S_1^+ S_N^- + S_1^- S_N^+ \rightarrow e^{i\theta} S_1^+ S_N^- + e^{-i\theta} S_1^- S_N^+. \quad (10)$$

A similar twist technique has been used in the 2D extension of the LSM theorem,⁶⁵ however there is a difference which was also mentioned in Ref. 60. The flux insertion in 2D LSM theorem relies on the momentum counting, while our method applies to a topologically fractionalized phase relying on the adiabatic evolution of the topological sector.

In a QSL, we can apply these two operations \mathcal{T}_s^x and \mathcal{F}_s^x to get different topological sectors. Since only spinon is sensitive to the spinon flux \mathcal{F}_s^x , the topological sector obtained by spinon flux insertion should always have the

Wilson loop operator $\mathcal{T}_s^y = -1$, as shown in Eq. (3). On the contrary, which topological sector we obtain through developing spinon line will depend on the details of the quasiparticle braiding statistics in the QSL. In a Z_2 QSL, the spinons (visons) obey the mutual semionic braiding statistics relative to the visons (spinons), but trivial statistics to themselves. Then dragging out a spinon line equals to inserting a vison flux (Eq. 6), since only vison is sensitive to the spinon line. Therefore, the ground states in four sectors of a Z_2 QSL can be obtained by those two operations \mathcal{T}_s^x and \mathcal{F}_s^x as shown in Fig. 2(c). In contrast, for the double-semion QSL,⁴⁵ the spinons (visons) obey semionic braiding statistics to themselves but trivial statistics relative to visons (spinons). Then, only spinon is sensitive to spinon line, so that dragging out a spinon line is equivalent to inserting a spinon flux (Eq. 9). Therefore, these two operations will lead to exactly the same state and we need other operations to get new topological sectors.

IV. THE WINDING NUMBER, SPINON LINE AND ENTANGLEMENT SPECTRUM

In literatures, the winding number is often used to label the topological sectors in the RVB type QSL. The winding number $W_{x(y)}$ is defined by the parity of the number of the singlets cut by a loop along the x (y) direction. In fact, a topological sector with a spinon line threaded in x direction just has winding number $W_y = -1$.⁶⁴ To understand this, we consider a cylinder with even number of sites one column, and we do a cut along y (vertical) direction. For $2N$ spins on the half cylinder, $2N_p$ of which are forming singlet pairs within the half cylinder, N_c of which are forming singlet with spins from the other half cylinder. If there is no unpaired spinon in the cylinder, we have $2N = 2N_p + N_c$, then N_c is an even number, $W_y = 1$. If there is a spinon line in the cylinder, leaving unpaired spinon on the left and right edge of the cylinder, then $2N = 2N_p + N_c + 1$, which means $W_y = -1$.

Although we have an exact correspondence between spinon line and winding number, the form of the Wilson loop operator corresponding to the winding number actually depends on the details of quasiparticles braiding statistics. For example, in a Z_2 QSL, the winding number W_y is the eigenvalue of Wilson loop operator \mathcal{T}_v^y , while in the double-semion QSL, $W_y = \mathcal{T}_s^y$. In a Z_2 QSL, the topological sectors labeled in winding number ($W_x = \pm 1, W_y = \pm 1$) can be represented by the superposition of the topological sectors we used in the paper:

$$\begin{aligned} |\pm, +\rangle &= |\mathcal{T}_s^y = 1, \mathcal{T}_v^y = 1\rangle \pm |\mathcal{T}_s^y = -1, \mathcal{T}_v^y = 1\rangle \\ |\pm, -\rangle &= |\mathcal{T}_s^y = 1, \mathcal{T}_v^y = -1\rangle \pm |\mathcal{T}_s^y = -1, \mathcal{T}_v^y = -1\rangle. \end{aligned} \quad (11)$$

However, for some QSLs those two winding numbers are not enough to label all the topological sectors. On the

other hand, for some QSLs like the double-semion state, where spinons have the nontrivial braiding statistics relative to themselves, these two winding numbers can not be used simultaneously to label the topological sectors since the corresponding operators do not commute with each other.

There is a simple way to judge whether a state has a spinon line in it by observing the symmetry properties of the entanglement spectrum (ES) corresponding to a vertical-loop cut. For the sector with no spinon line, the ES is symmetric about total $S^z = 0$; while for the sector with a spinon line, the ES is symmetric about $S^z = 1/2$. The reason for this different symmetry behavior simply comes from the even or odd number of singlets cut by the loop. In the RVB states, only the singlet pair being cut contributes a $\pm 1/2$ to the total S_z with equal probability. As a result, ES of the state with the different winding number will have different symmetry (Fig. 4).

V. EASY AXIS KAGOME MODEL

We apply our method to the easy axis kagome system, which has a Hamiltonian in the following form:

$$H = \sum J_{ij}^z S_i^z S_j^z + \sum \frac{J_{ij}^{xy}}{2} (S_i^+ S_j^- + S_i^- S_j^+), \quad (12)$$

where the spin z components have the first, second and third nearest neighbor coupling terms with the same magnitude (Fig. 3(a)), while the spin x and y components have only the first nearest neighbor couplings. This model is shown to host a Z_2 QSL both theoretically²¹ and numerically²²⁻²⁴ for $J_1^z = J_2^z = J_3^z = J^z = 1$ and FM $J_1^{xy} \geq -0.14$.²⁴ The system we study has 4 unit cells (8 lattice sites) one column.

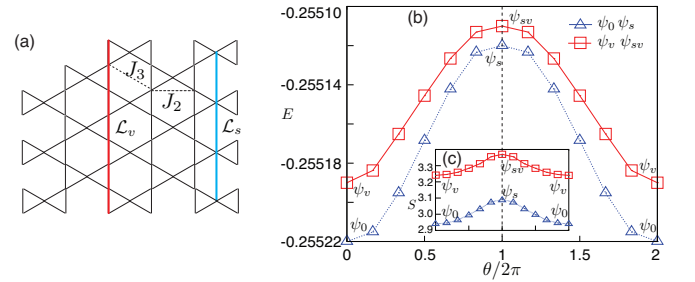


FIG. 3: (color online) (a) Easy axis kagome with second and third nearest interaction. The loop operators \mathcal{L}_v and \mathcal{L}_s are defined as $\mathcal{L}_v = \prod 2S_z^i$ and $\mathcal{L}_s = \prod 2S_x^i$. Energy (b) and entropy (c) evolution of four topological sectors under flux insertion. The parameter we take here is $J^{xy} = -0.1$.

We obtain the topological sector ψ_0 naturally in the conventional DMRG simulation, and find the ψ_v by creating the edge spinon as discussed before. Then we apply the adiabatic flux insertion to get the other two sectors. The evolution of the energy and entropy with flux insertion is demonstrated in Fig. 3. Apparently, by threading

the 2π flux, the two starting states ψ_0 and ψ_v both evolve into the new ground states (ψ_s and ψ_{sv}) in other topological sectors, and the states evolve back to the original states after inserting the 4π flux.

Entanglement spectrum (ES) of four states are shown in Fig. 4: the state (ψ_0, ψ_s) without spinon line has ES symmetric about $S^z = 0$; the state (ψ_v, ψ_{sv}) with spinon line has ES symmetric about $S^z = 1/2$.

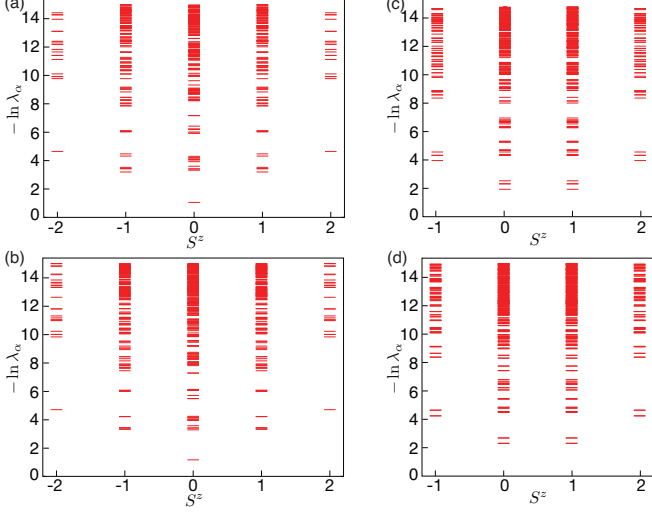


FIG. 4: Entanglement spectrum of four Z_2 sectors. (a) ψ_0 (b) ψ_s (c) ψ_v (d) ψ_{sv} . Since we are using a $U(1)$ symmetry matrix product state representation, each entanglement spectrum has an S^z charge. Here $J^{xy} = -0.1$.

To verify that these four states are distinct states from different Z_2 topological sectors, we define and measure the loop operators \mathcal{L}_v and \mathcal{L}_s as shown in Fig. 3(a). At the RK exactly solvable point,²¹ \mathcal{L}_v and \mathcal{L}_s will be identical to the Wilson loop operators \mathcal{T}_v and \mathcal{T}_s , respectively. The obtained expectation values of the \mathcal{L}_v and \mathcal{L}_s for different states are shown in Table I. Clearly, in our parameter region, $\mathcal{L}_v \approx \pm 1$ is still a very good operator to approximate \mathcal{T}_v . On the other hand, the expectation values of \mathcal{L}_s for the different states are much smaller than 1, but they still are reasonably large values compared to the zero. More importantly, the two loop operators take distinct signs in four sectors, which fit well with the Z_2 QSL theory illustrated in Fig. 2(c).

The correlation length ξ_{TM} measured from the transfer matrix (Append. A) for each of these states is much smaller than the cylinder width indicating a small finite size effect. We also show the one column overlap χ_{ij} between states in different sectors (Append. A) in Table I. The overlap we calculate here is conceptually different from the overlap in a finite system. If we consider the overlap between different sectors on a cylinder with length L , then we will obtain $(\chi_{ij})^L$, which vanishes exponentially fast. On the other hand, since the different topological sectors only differ from each other due to the different types of the quasiparticle lines threaded in them, the overlap between these sectors on a cylinder is just the

J^{xy}	state	\mathcal{L}_v	\mathcal{L}_s	E	S	ξ_{TM}	$\langle\psi_0 \langle\psi_s \langle\psi_v $
-0.1	$ \psi_0\rangle$	0.90	0.21	-0.25522	2.94	0.63	
	$ \psi_s\rangle$	0.91	-0.18	-0.25512	3.09	0.79	0.49
	$ \psi_v\rangle$	-0.90	0.13	-0.25519	3.24	0.74	0.39 0.19
	$ \psi_{sv}\rangle$	-0.90	-0.12	-0.25511	3.37	0.9	0.18 0.29 0.54
-0.05	$ \psi_0\rangle$	0.98	0.20	-0.251199	2.94	0.65	
	$ \psi_s\rangle$	0.98	-0.20	-0.251197	2.97	0.66	0.43
	$ \psi_v\rangle$	-0.98	0.12	-0.251194	3.30	0.82	0.14 0.06
	$ \psi_{sv}\rangle$	-0.98	-0.11	-0.251192	3.32	0.84	0.06 0.12 0.52

TABLE I: The loop operators, energy, entropy, correlation length ξ_{TM} and one column overlap χ_{ij} of four topological sectors. The unit of correlation length is unit cell.

spinon-spinon or vison-vison correlation:

$$\begin{aligned} \langle\psi_0|\mathcal{S}(0)\mathcal{S}(L)|\psi_0\rangle &= \langle\psi_0|\psi_v\rangle = (\chi_{0v})^L, \quad \xi_s = -1/\ln\chi_{0v}, \\ \langle\psi_0|\mathcal{V}(0)\mathcal{V}(L)|\psi_0\rangle &= \langle\psi_0|\psi_s\rangle = (\chi_{0s})^L, \quad \xi_v = -1/\ln\chi_{0s}. \end{aligned} \quad (13)$$

Here $\mathcal{S}(0)$ and $\mathcal{S}(L)$ ($\mathcal{V}(0)$ and $\mathcal{V}(L)$) represent the spinons (visons) located at the left and right edge of the cylinder, respectively. The ξ_s and ξ_v are the spinon-spinon and the vison-vison correlation lengths, respectively. We can also extract the vison-vison correlation length approximately from $\langle\psi_0|\tilde{\mathcal{L}}_v^x|\psi_0\rangle$, where $\tilde{\mathcal{L}}_v^x = \prod 2S_i^z$ is a string operator defined in the x direction, similar to the loop operator \mathcal{L}_v shown in Fig. 3(a). Extrapolating $\langle\psi_0|\tilde{\mathcal{L}}_v^x|\psi_0\rangle$ (Fig. 5(a)), we get the vison-vison correlation length, $\tilde{\xi}_v = 1.141$ for $J^{xy} = -0.1$, and $\tilde{\xi}_v = 1.176$ for $J^{xy} = -0.05$. On the other hand, the vison-vison correlation length from the overlap χ_{0s} is $\xi_v = 1.402$ for $J^{xy} = -0.1$ and $\xi_v = 1.185$ for $J^{xy} = -0.05$. At $J^{xy} = -0.1$, two correlation lengths have a bigger difference because the string operator $\tilde{\mathcal{L}}_v^x$ starts to have a considerable deviation from the real vison-vison correlation operator for more negative J^{xy} . The spinon (vison) correlation can also be extracted from the energy splitting ΔE of different topological degenerate states by $\Delta E_{s(v)} \sim \exp(-L_y/\xi_{s(v)})$.⁶²

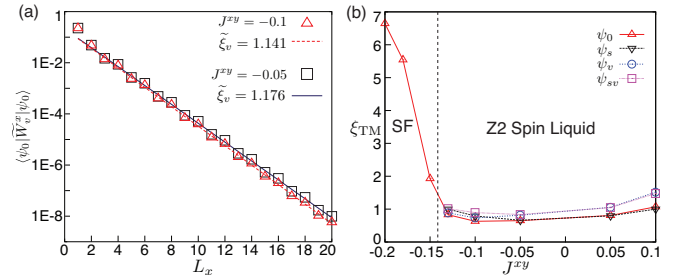


FIG. 5: (color online) (a) The vison-vison correlation length $\tilde{\xi}_v$ from $\langle\psi_0|\tilde{W}_v^x|\psi_0\rangle$. (b) J^{xy} dependent behavior of four topological sectors' correlation lengths. For $J^{xy} \lesssim -0.14$, the system is in the superfluid (SF) phase, for $J^{xy} \gtrsim -0.14$, the system is in the Z_2 spin liquid phase, where one has four topological degenerate ground states.

To see the system's behavior under different J_{xy} , we plot the correlation length in Fig. 5(b). For $J^{xy} \lesssim -0.14$, we only get one ground state and it has a very large correlation length indicating a gapless superfluid state; $J^{xy} \gtrsim -0.14$, the four topological degenerate ground states with degenerating bulk energies always exist.

VI. KAGOME HEISENBERG MODEL

In this section, we will discuss the kagome Heisenberg model with the following Hamiltonian:

$$H = \sum_{\langle i,j \rangle} \mathbf{S}_i \cdot \mathbf{S}_j + J_2 \sum_{\langle\langle i,j \rangle\rangle} \mathbf{S}_i \cdot \mathbf{S}_j. \quad (14)$$

Here the spins are coupled by the isotropic nearest neighbor J_1 and the next nearest neighbor J_2 interactions. In the following, the simulation is mainly done on systems with a width of 4 unit cells (8 lattice sites) and for convenience we stick to the notation of a Z_2 QSL used before, which we find is more consistent with what we have observed for this system.

Without and with creating edge spinons we can get the two states ψ_0 and ψ_v , and the energy splitting between these two states for $J_2 = 0$ is 0.00070(4) per site, which is consistent with the results of the Ref. 27. To get the other two topological sectors, we apply the twist boundary phase (flux insertion) adiabatically, but we find that the adiabaticity of the evolution for the ground state breaks down around $\theta = 240^\circ$ as shown in Fig. 6(a)⁶⁶. However one observation from our results is that the energy and the entropy continue to increase as the twist angle passes the time reversal invariant point $\theta = \pi$, which may indicate the existence of a different topological sector ψ_s . The breakdown of the adiabaticity may result from the instability of the ψ_s as a higher energy state with larger splitting ΔE .

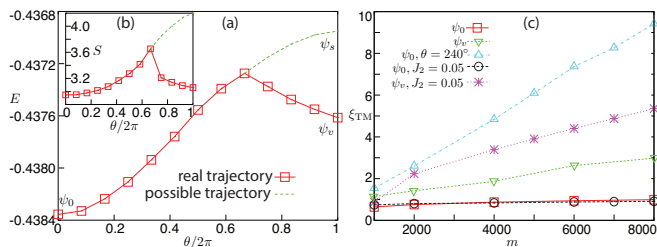


FIG. 6: (color online) Energy (a) and entropy (b) evolution of ψ_0 at $J_2 = 0$. (c) Correlation length ξ_{TM} of different topological sectors versus the states kept. Here the unit of the correlation length is the unit cell.

Although we can not fully access ψ_s , we think that the state $\psi_0(\theta = 240^\circ)$ is close to ψ_s at $\theta = 360^\circ$, from which we can have some estimate of the properties of ψ_s . For $J_2 = 0$, the energy splitting between ψ_s and ψ_0 should be larger than 0.00108 and ψ_s has an entropy larger than 3.6.

We also measure the correlation length from the transfer matrix, as shown in Fig. 6 (b). The ψ_0 has a small correlation length, which is consistent with the results obtained in Ref. 27,29. However, we find that the correlation lengths of other topological sectors, ψ_v at $J_2 = 0$, 0.05 and $\psi_0(\theta = 240^\circ)$, are much larger. In these three states, the nearest bond spin-spin correlations are very homogeneous (Append. B), so we think they are also the QSL states with no symmetry breaking. Recently, a gapless QSL has been explicitly constructed in Ref. 53, and one finds that in a cylinder, some topological sector has a small correlation length while other topological sectors have a very large correlation length. This scenario is similar to what we have obtained here. However, based on our numerical results, we can not draw a conclusion about the nature of QSL on the KHM due to the strong finite size effect associated with longer correlation length, which we leave for the future study.

VII. SUMMARY

A controlled method for DMRG approach to find different topological sectors of the QSL on an infinite cylinder is proposed and applied to the EAKM and KHM. In EAKM, the complete set of four Z_2 topological sectors are obtained. In KHM, we can get two topological sectors exactly, and estimate the properties of other topological sectors. We find larger correlation lengths for other topological sectors. Our numerical scheme based on creating boundary quasiparticles or threading the flux adiabatically, may also be applied to other numerical algorithms like the tensor network. Our method may help to understand the topological nature of different QSL systems and bring new excitement to the study of QSLs.

VIII. ACKNOWLEDGMENTS

This work was supported by the State Key Programs of China (Grant Nos. 2012CB921604 and 2009CB929204) and the National Natural Science Foundation of China (Grant Nos. 11074043 and 11274069) (YCH and YC), and the US National Science Foundation under grant DMR-0906816 (DNS).

Appendix A: Numerical Algorithm

The numerical algorithm we use is the infinite density matrix renormalization group (iDMRG) invented by McCulloch.⁵⁹ Similar to the finite DMRG, we use a one dimensional path to cover all the sites of the 2D cylinder. In the iDMRG calculation, we first get left and right Hamiltonian (L, R in Fig. 7(b)) from small size simulation (or choosing random initial state⁵⁶). Then we insert one column in the center and optimize the energy only within the inserted column by sweeping. After

the optimization, we cut one column into two halves, absorb them into the left and right Hamiltonian respectively to get the new boundary Hamiltonians \tilde{L}, \tilde{R} , respectively. The inserting, optimizing and cutting procedure is repeated until the convergence is achieved. With the converged results for the column, one can represent the translational invariant wave function of the infinite cylinder or mimic the wave function on a torus.⁵⁶

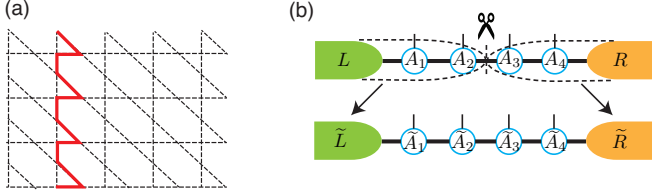


FIG. 7: (color online) (a) Covering a cylinder with one dimensional path. (b) Illustration of iDMRG algorithm with 4 sites in the column.

In the simulation of different topological sectors, there are two important quantities to calculate, the correlation length ξ_{TM} and overlap between different topological sectors. To calculate the correlation length ξ_{TM} , we should calculate the first and second largest eigenvalue $\lambda_{1,2}$ of the transfer matrix T defined in Fig. 8(a). For a normalized wave function, the largest eigenvalue $\lambda_1 = 1$. Then the correlation length $\xi_{\text{TM}} = -1/\ln \lambda_2$. This correlation length determines the largest correlation in the infinite cylinder^{56,59}. Therefore, instead of calculating various correlation functions, one can simply calculate this single quantity ξ_{TM} to know the length scale of the largest possible correlations.

Similarly, the overlap of different states is the largest eigenvalue (χ) of F matrix defined in Fig. 8(b). This overlap is slightly different from the overlap on a finite system. However, if one puts the wave function from iDMRG simulation on cylinder or torus with length L , then the overlap between two different states is $\langle \psi_1 | \psi_2 \rangle \approx \chi^L$.

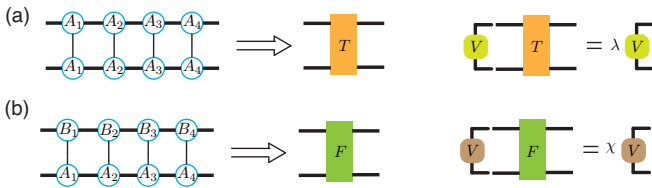


FIG. 8: (color online) (a) Calculating the correlation length ξ_{TM} . (b) Calculating the overlap between different states.

Appendix B: The bond spin correlation of the Kagome Heisenberg Model

To know whether the obtained states have lattice symmetry breaking, we need to check if the bond correlation

is uniformly distributed in the whole system, which is shown in Fig. 9.

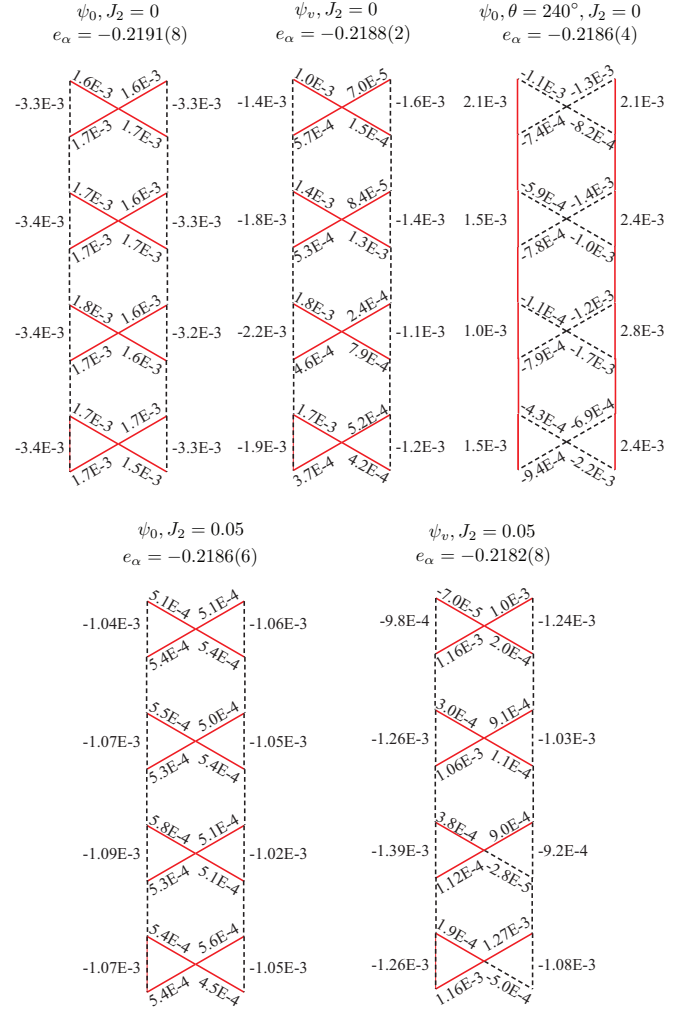


FIG. 9: (color online) The bond spin correlation $\langle \mathbf{S}_i \cdot \mathbf{S}_j \rangle - e_\alpha$ of different sectors, e_α is the average of bond spin correlations. All the results plotted are obtained by keeping 8000 states in DMRG simulations. The truncation error of ψ_0 is smaller than 10^{-6} , while other states has a truncation error smaller than 5×10^{-6} .

For the state with nonzero twist, one should transform the twisted Hamiltonian into a translational invariant one by a gauge transformation,

$$U(\theta) = \prod_x \prod_{y=1}^N \exp(i \frac{y}{N} \theta S_{x,y}^z). \quad (\text{B1})$$

Under the gauge transformation, the Hamiltonian becomes

$$J_z S_{x_1, y_1}^z S_{x_2, y_2}^z + \frac{J}{2} (S_{x_1, y_1}^+ S_{x_2, y_2}^- + S_{x_1, y_1}^- S_{x_2, y_2}^+) \rightarrow J_z S_{x_1, y_1}^z S_{x_2, y_2}^z + \frac{J}{2} \left[e^{i(y_1 - y_2)\theta/N} S_{x_1, y_1}^+ S_{x_2, y_2}^- + e^{-i(y_1 - y_2)\theta/N} S_{x_1, y_1}^- S_{x_2, y_2}^+ \right]. \quad (\text{B2})$$

The bond spin correlations in all the states are very homogeneous with fluctuations around or smaller than

1%.

-
- ¹ L. Balents, *Nature* (London), **464**, 199 (2010).
 - ² X.-G. Wen, *Int. J. Mod. Phys. B* **4**, 239 (1990).
 - ³ X.-G. Wen, *Quantum Field Theory of Many-Body Systems* (Oxford University Press, Oxford, 2004).
 - ⁴ P. W. Anderson, *Science*, **235**, 1196 (1987).
 - ⁵ P. W. Anderson, *Mater. Res. Bull.* **8**, 153 (1973).
 - ⁶ F. Kagawa, K. Miyagawa, and K. Kanoda, *Nature* (London) **436**, 534 (2005).
 - ⁷ Y. Kurosaki, Y. Shimizu, K. Miyagawa, K. Kanoda, and G. Saito, *Phys. Rev. Lett.* **95**, 177001 (2005).
 - ⁸ S.-H. Lee, H. Kikuchi, Y. Qiu, B. Lake, Q. Huang, K. Habicht, and K. Kiefer, *Nature Mater.* **6**, 853 (2007).
 - ⁹ P. Mendels, F. Bert, M.A. de Vries, A. Olariu, A. Harrison, F. Duc, et al., *Phys. Rev. Lett.* **98**, 077204 (2007).
 - ¹⁰ Y. Okamoto, M. Nohara, H. Aruga-Katori, and H. Takagi, *Phys. Rev. Lett.* **99**, 137207 (2007).
 - ¹¹ S. Yamashita, Y. Nakazawa, M. Oguni, Y. Oshima, H. Nojiri, Y. Shimizu, et al., *Nat. Phys.* **4**, 459 (2008).
 - ¹² A. Olariu, P. Mendels, F. Bert, F. Duc, J.C. Trombe, et al., *Phys. Rev. Lett.* **100**, 087202 (2008).
 - ¹³ D. Wulferding, P. Lemmens, P. Scheib, J. Röder, P. Mendels, S. Chu, et al., *Phys. Rev. B* **82**, 144412 (2010).
 - ¹⁴ J.S. Helton et al., *Phys. Rev. Lett.* **98**, 107204 (2007).
 - ¹⁵ T. Imai, M. Fu, T.H. Han, and Y.S. Lee, *Phys. Rev. B* **84**, 020411 (2011).
 - ¹⁶ M. Jeong, F. Bert, P. Mendels, F. Duc, J.C. Trombe, et al., *Phys. Rev. Lett.* **107**, 237201 (2011).
 - ¹⁷ L. Clark, J. C. Orain, F. Bert, M. A. De Vries, F. H. Aidoudi, et al., *Phys. Rev. Lett.* **110**, 207208 (2013).
 - ¹⁸ T.-H. Han, J. S. Helton, S. Chu, D. G. Nocera, J. A. Rodriguez-Rivera, C. Broholm, and Y. S. Lee, *Nature* (London) **492**, 406 (2012).
 - ¹⁹ G. Misguich, C. Lhuillier, B. Bernu, and C. Waldtmann, *Phys. Rev. B* **60**, 1064 (1999).
 - ²⁰ R. Moessner and S. L. Sondhi, *Phys. Rev. Lett.* **86**, 1881 (2001).
 - ²¹ L. Balents, M. P. A. Fisher, and S. M. Girvin, *Phys. Rev. B* **65**, 224412 (2002).
 - ²² D. N. Sheng and L. Balents, *Phys. Rev. Lett.* **94**, 146805 (2005).
 - ²³ S. V. Isakov, Y. B. Kim, and A. Paramekanti, *Phys. Rev. Lett.* **97**, 207204 (2006).
 - ²⁴ S. V. Isakov, M. B. Hastings, and R. G. Melko, *Nat. Phys.* **7**, 772 (2011).
 - ²⁵ H.-C. Jiang, Z. Y. Weng, and D. N. Sheng, *Phys. Rev. Lett.* **101**, 117203 (2008).
 - ²⁶ Z.Y. Meng, T. C. Lang, S. Wessel, F. F. Assaad, and A. Muramatsu, *Nature* (London) **464**, 847 (2010).
 - ²⁷ S. Yan, D. Huse, S. White, *Science* **332**, 1173 (2011).
 - ²⁸ H.-C. Jiang, Z. Wang, and L. Balents, *Nat. Phys.* **8**, 902 (2012).
 - ²⁹ S. Depenbrock, I. P. McCulloch, and U. Schollwöck, *Phys. Rev. Lett.* **109**, 067201 (2012).
 - ³⁰ H.-C. Jiang, H. Yao, and L. Balents, *Phys. Rev. B* **86**, 024424 (2012).
 - ³¹ S. Nishimoto, N. Shibata, and C. Hotta, *Nature Comm.* **4**, 2287.
 - ³² L. Wang, Z.-C. Gu, F. Verstraete, and X.-G. Wen, arxiv: 1112.3331.
 - ³³ N. Read, S. Sachdev, *Phys. Rev. Lett.* **66**, 1773 (1991).
 - ³⁴ X.G. Wen, *Phys. Rev. B* **44**, 2664 (1991).
 - ³⁵ T. Senthil and M. P. A. Fisher, *Phys. Rev. B* **62**, 7850 (2000).
 - ³⁶ S.-S Lee and P. A. Lee, *Phys. Rev. Lett.* **95**, 036403 (2005).
 - ³⁷ F. Wang and A. Vishwanath, *Phys. Rev. B* **74**, 174423 (2006).
 - ³⁸ Y. Ran, M. Hermele, P. A. Lee, and X. -G. Wen, *Phys. Rev. Lett.* **98**, 117205 (2007).
 - ³⁹ Y. Iqbal, F. Becca, and D. Poilblanc, *Phys. Rev. B* **84**, 020407 (2011).
 - ⁴⁰ B. K. Clark, D. A. Abanin, and S. L. Sondhi, *Phys. Rev. Lett.* **107**, 087204 (2011).
 - ⁴¹ Y. Huh, M. Punk, and S. Sachdev, *Phys. Rev. B* **84**, 094419 (2011).
 - ⁴² D. S. Rokhsar and S. A. Kivelson, *Phys. Rev. Lett.* **61**, 2376 (1988).
 - ⁴³ G. Misguich, D. Serban, and V. Pasquier, *Phys. Rev. Lett.* **89**, 137202 (2002).
 - ⁴⁴ O. I. Motrunich and T. Senthil, *Phys. Rev. Lett.* **89**, 277004 (2002).
 - ⁴⁵ M. A. Levin, and X.-G. Wen, *Phys. Rev. B* **71**, 045110 (2005).
 - ⁴⁶ A. Kitaev, *Ann. Phys.* **303**, 2 (2003).
 - ⁴⁷ M. Hermele, M. P. A. Fisher, and L. Balents, *Phys. Rev. B* **69**, 064404 (2004).
 - ⁴⁸ A. Rüegg and G.A. Fiete, *Phys. Rev. Lett.* **108**, 046401 (2012).
 - ⁴⁹ S. R. White, *Phys. Rev. Lett.* **69**, 2863 (1992); *Phys. Rev. B* **48**, 10345 (1993).
 - ⁵⁰ F. Verstraete and J. I. Cirac, arXiv:cond-mat/0407066; J. I. Cirac and F. Verstraete, *J. Phys. A: Math. Theor.* **42**, 504004 (2009).
 - ⁵¹ G. Vidal, *Phys. Rev. Lett.* **101**, 110501 (2008).
 - ⁵² G. Evenbly and G. Vidal, *Phys. Rev. Lett.* **104**, 187203 (2010).
 - ⁵³ L. Wang, D. Poilblanc, Z.-C. Gu, X.-G. Wen, and F. Verstraete, *Phys. Rev. Lett.* **111**, 037202 (2013).
 - ⁵⁴ S.-S. Gong, D. N. Sheng, O. I. Motrunich, and M.P. A. Fisher, *Phys. Rev. B* **88**, 165138 (2013).
 - ⁵⁵ Y. Zhang, T. Grover, A. Turner, M. Oshikawa, and A. Vishwanath, *Phys. Rev. B* **85**, 235151 (2012).
 - ⁵⁶ L. Cincio and G. Vidal, *Phys. Rev. Lett.* **110**, 067208 (2013).
 - ⁵⁷ M. P. Zaletel, R. S. K. Mong, and F. Pollmann, *Phys. Rev. Lett.* **110**, 236801 (2013).
 - ⁵⁸ W. Zhu, D. N. Sheng, and F. D. M. Haldane, *Phys. Rev. B* **88**, 035122 (2013).
 - ⁵⁹ I. P. McCulloch, arxiv: 0804.2509.
 - ⁶⁰ M. Oshikawa and T. Senthil, *Phys. Rev. Lett.* **96**, 060601 (2006).
 - ⁶¹ D. Poilblanc, N. Schuch, D. Pérez-García, and J. I. Cirac, *Phys. Rev. B* **86**, 014404 (2012).
 - ⁶² D. Poilblanc and N. Schuch, *Phys. Rev. B* **87**, 140407(R) (2013),

- ⁶³ Q. Niu, D. J. Thouless and Y.-S. Wu, Phys. Rev. B **31**, 3372 (1985).
- ⁶⁴ G. Misguich, in *Introduction to Frustrated Magnetism*, edited by C. Lacroix, P. Mendels and F. Mila, Springer (2010).
- ⁶⁵ M. B. Hastings, Phys. Rev. B **69**, 104431 (2004).
- ⁶⁶ We have tried many tricks (including using a very small step 2°) to ensure the adiabaticity, but all failed. The state flows into ψ_v after the failure of adiabaticity is a random phenomenon. When the J_2 interaction is large $J_2 \sim 0.1$, the state will flow back into ψ_0 .