

Soft-gluon resummations and NNNLO expansions

Nikolaos Kidonakis^{*†}

Kennesaw State University, USA

E-mail: nkidonak@kennesaw.edu

I discuss the effectiveness of soft-gluon resummations in describing higher-order corrections. I present a comparison of recent resummation approaches and their relative successes in approximating complete NNLO corrections. I also discuss fixed-order expansions through NNNLO and present some recent applications to QCD hard-scattering processes, including top-antitop pair production, single-top production, and W production at large transverse momentum.

*The European Physical Society Conference on High Energy Physics
18-24 July, 2013
Stockholm, Sweden*

^{*}Speaker.

[†]This material is based upon work supported by the National Science Foundation under Grant No. PHY 1212472.

1. Higher-order soft-gluon corrections

Soft-gluon corrections are important in many QCD processes, such as the production of top-antitop pairs, single tops, W bosons, jets, direct photons, etc. The soft-gluon correction terms are of the form $[\ln^k(s_4/M^2)/s_4]_+$ with $k \leq 2n - 1$ for the n th-order corrections, M a hard scale, and s_4 the kinematical distance from partonic threshold. These corrections can be resummed via factorization and renormalization-group evolution (RGE) using the standard moment-space resummation formalism in pQCD. Complete results are now available at next-to-next-to-leading-logarithm (NNLL) accuracy, which involves the calculation two-loop soft anomalous dimensions [1].

Approximate next-to-next-to-leading-order (NNLO) and next-to-next-to-next-to-leading-order (NNNLO) master formulas for the soft-gluon corrections have been derived from the expansion [2] of the resummed cross sections. The resummed calculations and their NNLO and NNNLO expansions are at the double-differential cross-section level.

Resummation follows from factorization properties of the cross section, performed in moment space, with N the moment variable conjugate to s_4 : $\sigma = (\prod \psi) H_{IL} S_{LI} (\prod J)$, with H the hard function, S the soft-gluon function, and ψ and J functions for incoming and outgoing partons. The soft-gluon function describes noncollinear soft gluon emission and is dependent on the color structure of the partonic process. We use RGE to evolve the soft-gluon function

$$\left(\mu \frac{\partial}{\partial \mu} + \beta(g_s) \frac{\partial}{\partial g_s} \right) S_{LI} = -(\Gamma_S^\dagger)_{LB} S_{BI} - S_{LA} (\Gamma_S)_{AI}$$

where Γ_S is the soft anomalous dimension - a matrix in color space and a function of the standard kinematical invariants s, t, u . We determine Γ_S from ultraviolet poles in dimensionally regularized eikonal diagrams. Γ_S is process-dependent and is calculated at two-loop accuracy.

The other functions in the refactorized cross section can be similarly evolved and the resummed partonic cross section in moment space takes the form

$$\begin{aligned} \hat{\sigma}^{res}(N) = & \exp \left[\sum_i E_i(N_i) \right] \exp \left[\sum_j E'_j(N'_j) \right] \exp \left[\sum_{i=1,2} 2 \int_{\mu_F}^{\sqrt{s}} \frac{d\mu}{\mu} \gamma_{i/i}(\tilde{N}_i, \alpha_s(\mu)) \right] \\ & \times \text{tr} \left\{ H(\alpha_s) \exp \left[\int_{\sqrt{s}}^{\sqrt{s}/\tilde{N}'} \frac{d\mu}{\mu} \Gamma_S^\dagger(\alpha_s(\mu)) \right] S \left(\alpha_s \left(\frac{\sqrt{s}}{\tilde{N}'} \right) \right) \exp \left[\int_{\sqrt{s}}^{\sqrt{s}/\tilde{N}'} \frac{d\mu}{\mu} \Gamma_S(\alpha_s(\mu)) \right] \right\} \end{aligned}$$

where the first two exponents are universal factors for collinear and soft emission from incoming and outgoing partons, the third exponent controls the factorization scale dependence, and the last two exponents involve the soft anomalous dimension matrices. The above equation resums $\ln^k N$ - we can expand it to fixed order and invert to momentum space to get $\ln^k(s_4/M^2)/s_4$.

2. Relevance of threshold approximations

The threshold approximation works very well for LHC and Tevatron energies for many processes. In particular it is an excellent approximation for top-pair production at the LHC: there is only $\sim 1\%$ difference between NLO approximate and exact total cross sections (see e.g. Fig. 1), and also differential distributions in transverse momentum, p_T , and rapidity [3]. This is also known to be true at NNLO for total cross sections, i.e. exact and approximate results are nearly identical.

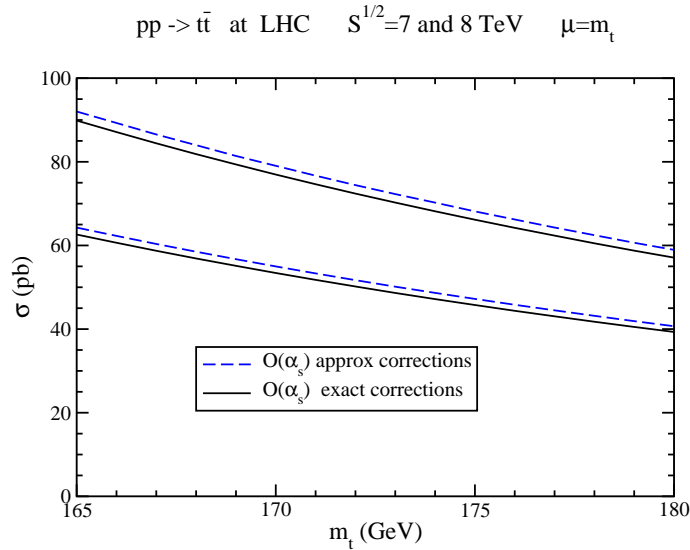


Figure 1: Comparison of exact and approximate $O(\alpha_s)$ corrections to the $t\bar{t}$ cross section at the LHC with 7 TeV (lower lines) and 8 TeV (upper lines) energy.

There are several approaches to threshold resummation in the literature and they are reviewed in some detail in [4]. Major differences include the formalism used (moment-space pQCD vs SCET); and whether the resummation is for total-only or double-differential cross sections. Resummations for total-only cross sections use the threshold variable $\beta = \sqrt{1 - 4m_t^2/s}$ which vanishes at production (absolute) threshold, with zero top-quark velocities. Resummations for double-differential cross sections, $d\sigma/dp_T dy$, in single-particle-inclusive (1PI) kinematics use the variable $s_4 = s + t_1 + u_1$ which vanishes at partonic threshold (top quarks not necessarily at rest). For pair-invariant-mass (PIM) kinematics, $d\sigma/dM_{t\bar{t}} d\theta$, the variable is $1 - z = 1 - M_{t\bar{t}}^2/s$. The more general approach is of course double-differential since it allows the calculation of p_T or rapidity or other distributions, and partonic threshold is a more general definition of threshold.

A comparison of various NNLO approximate approaches to exact NLO and NNLO results for $t\bar{t}$ production at 7 TeV and 8 TeV LHC energy, all with the same choice of parameters, is shown in Fig. 2. The result from the formalism used in this work [3] is very close to the exact NNLO and provides the best approximation: both the central values and the scale uncertainty are nearly the same as the exact NNLO. The approximation used in our formalism [3] is also excellent for all collider energies and top quark masses under consideration. This agreement was expected from earlier comparisons of exact and approximate corrections at NLO, and analytical/numerical studies of NNLO corrections in 1PI and PIM kinematics. Results on approximate NNNLO have already appeared in [2] and more work on NNNLO is in progress.

The reliability of the theoretical soft-gluon results is very important since it provides confidence in applications to other processes, and the high quality of the approximation indicates that we have near-exact NNLO p_T and rapidity distributions.

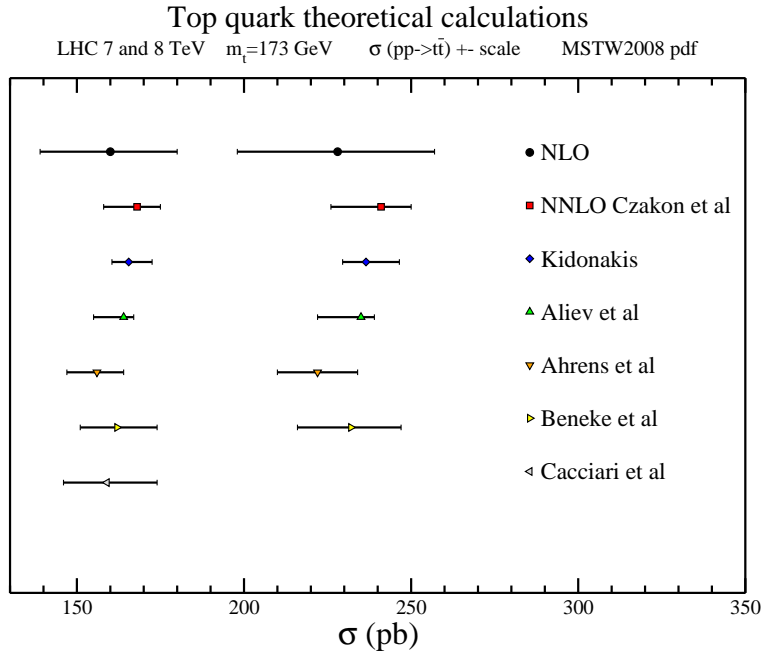


Figure 2: Comparison of theoretical cross sections for $t\bar{t}$ production at the LHC with 7 TeV (bars on the left) and 8 TeV (bars on the right) energy.

3. Top quark production

We present some results for top quark production, both in pair production and single-top production channels. We begin with top-quark differential distributions in top-antitop pair production. We use MSTW2008 NNLO pdf [5] in our numerical results.

Figure 3 shows the normalized approximate NNLO top quark p_T distribution at the LHC at 7 TeV energy. The central result is with scale choice $\mu = m_t$ and the variation with scale $m_t/2 < \mu < 2m_t$ is also shown. Recent results from CMS [6] in the dilepton channel are also displayed. The agreement between theory and CMS data is remarkable; in fact, as discussed in [6] the NNLO approximate result describes the data at both low and high p_T significantly better than NLO predictions from event generators. This is also true for the CMS results in the ℓ +jets channel [6]. Finally, there are more recent CMS results at 8 TeV LHC energy [7] and the same pattern holds.

The approximate NNLO top quark rapidity distribution has also been calculated. Again, the agreement with recent results from CMS [6] in the ℓ +jets and dilepton channels at 7 TeV LHC energy is excellent, and this is also true for the more recent CMS results at 8 TeV energy [7].

We continue with single-top quark production [8] and show some results for t -channel production. Figure 4 shows the total NNLO approximate t -channel cross section as a function of collider energy, together with scale and pdf uncertainties. The agreement with Tevatron [9, 10] and LHC [11, 12] data is very good.

In Fig. 5 we show the top-quark p_T distributions in t -channel single-top production at 7 and 8 TeV LHC energy, including the theoretical uncertainties from scale variation.

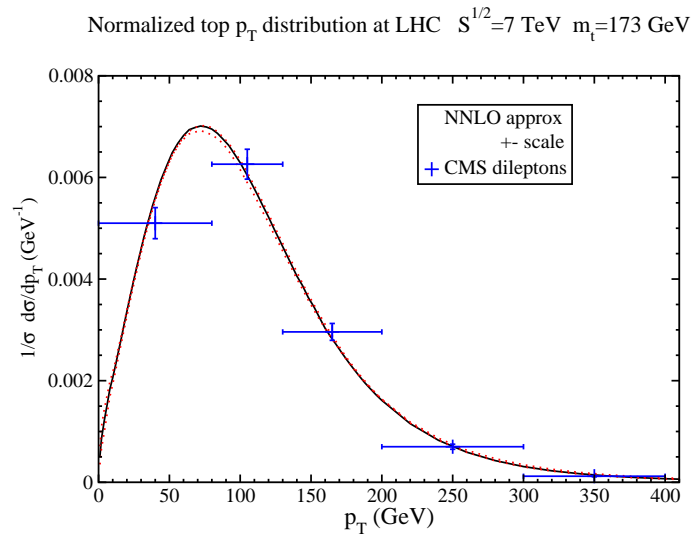


Figure 3: The top quark normalized p_T distribution at approximate NNLO compared with CMS data in the dilepton channel at 7 TeV LHC energy.

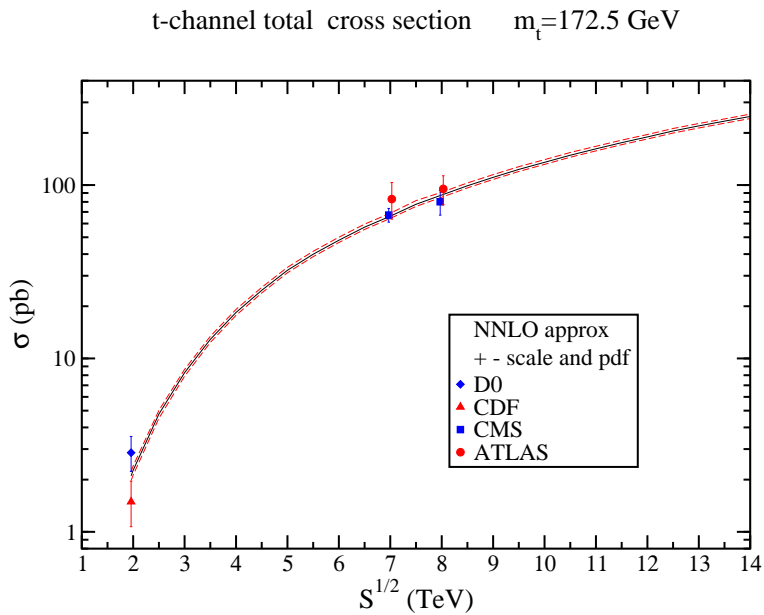


Figure 4: The total cross section for t -channel single top plus single antitop production compared with Tevatron and LHC data.

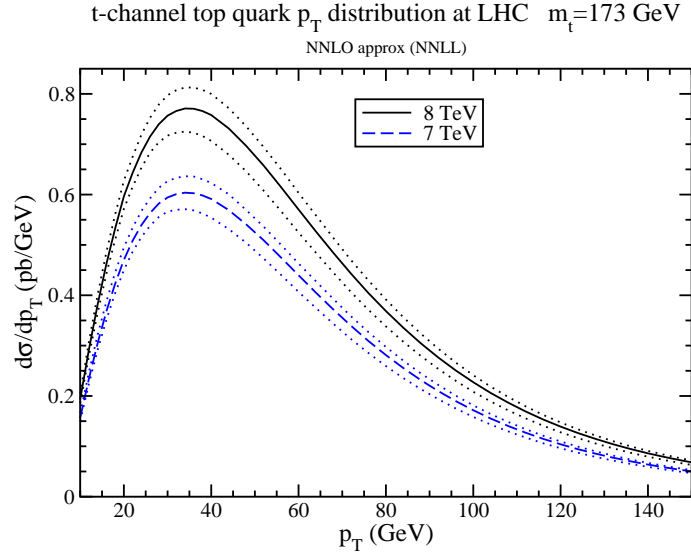


Figure 5: The top-quark p_T distribution in t -channel single-top production at the LHC.

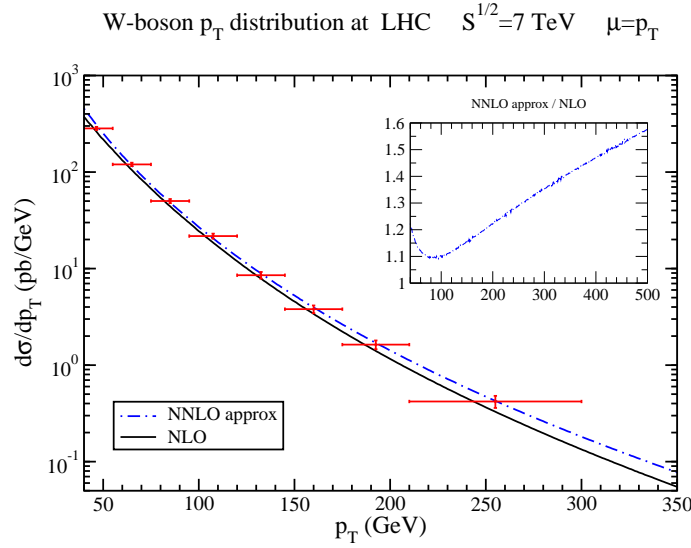


Figure 6: W -boson NLO and approximate NNLO p_T distributions at the LHC.

4. W production at large p_T

Threshold resummation has also been successfully applied to W production at large p_T [13].

Figure 6 shows NLO and approximate NNLO results for the W -boson p_T distribution at 7 TeV LHC energy, and the NNLO/NLO ratio is shown in the inset plot. ATLAS data [14] are also shown on the plot. Figure 7 shows the ratio with various scale choices to the central result with $\mu = p_T$. The comparison to ATLAS data [14] shows very good agreement between theory and experiment when NNLO corrections are included.

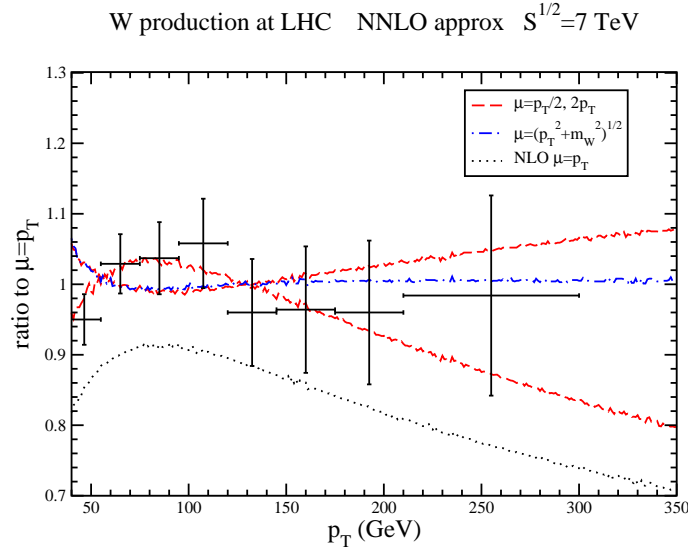


Figure 7: Comparison of W -boson p_T distributions with different scale choices.

References

- [1] N. Kidonakis, Phys. Rev. Lett. **102**, 232003 (2009) [arXiv:0903.2561 [hep-ph]].
- [2] N. Kidonakis, Phys. Rev. D **73**, 034001 (2006) [hep-ph/0509079]; Mod. Phys. Lett. A **19**, 405 (2004) [hep-ph/0401147].
- [3] N. Kidonakis, Phys. Rev. D **82**, 114030 (2010) [arXiv:1009.4935 [hep-ph]]; Phys. Rev. D **84**, 011504 (2011) [arXiv:1105.5167 [hep-ph]]; arXiv:1210.7813 [hep-ph] (to appear in Particles and Nuclei); in Snowmass 2013 Proceedings, SNOW13-00008, arXiv:1304.7775 [hep-ph].
- [4] N. Kidonakis and B.D. Pecjak, Eur. Phys. J. C **72**, 2084 (2012) [arXiv:1108.6063 [hep-ph]].
- [5] A.D. Martin, W.J. Stirling, R.S. Thorne, and G. Watt, Eur. Phys. J. C **63**, 189 (2009) [arXiv:0901.0002 [hep-ph]].
- [6] CMS Collaboration, Eur. Phys. J. C **73**, 2339 (2013) [arXiv:1211.2220 [hep-ex]].
- [7] CMS Collaboration, CMS PAS TOP-12-028.
- [8] N. Kidonakis, Phys. Rev. D **83**, 091503 (2011) [arXiv:1103.2792 [hep-ph]]; Phys. Rev. D **88**, 031504 (2013) [arXiv:1306.3592 [hep-ph]].
- [9] CDF Collaboration, CDF Note 10793.
- [10] D0 Collaboration, Phys. Rev. D **84**, 112001 (2011) [arXiv:1108.3091 [hep-ex]].
- [11] ATLAS Collaboration, Physics Letters B **717**, 330 (2012) [arXiv:1205.3130 [hep-ex]]; ATLAS-CONF-2012-132.
- [12] CMS Collaboration, JHEP **12**, 035 (2012) [arXiv:1209.4533 [hep-ex]]; CMS-PAS-TOP-12-011.
- [13] N. Kidonakis and R.J. Gonsalves, Phys. Rev. D **87**, 014001 (2013) [arXiv:1201.5265 [hep-ph]].
- [14] ATLAS Collaboration, Phys. Rev. D **85**, 012005 (2012) [arXiv:1108.6308 [hep-ex]].