

Self tolerance in a minimal model of the idiotypic network

Robert Schulz,¹ Benjamin Werner,^{1,2,*} and Ulrich Behn^{1,†}

¹*Institute for Theoretical Physics, University Leipzig, POB 100 900, D-04009 Leipzig, Germany*

²*Present address: Max Planck Institute for Evolutionary Biology, Plön, Germany*

(Dated: August 29, 2013)

We consider the problem of self tolerance in the frame of a minimalistic model of the idiotypic network. A node of this network represents a population of B lymphocytes of the same idio- type which is encoded by a bit string. The links of the network connect nodes with (nearly) comple- mentary strings. The population of a node survives if the number of occupied neighbours is not too small and not too large. There is an influx of lymphocytes with random idio- type from the bone marrow. Previous investigations have shown that this system evolves toward highly organized architectures, where the nodes can be classified into groups according to their statistical properties. The building principles of these architectures can be analytically described and the statistical results of simulations agree very well with results of a modular mean field theory. In this paper we present simulation results for the case that one or several nodes, playing the role of self, are permanently occupied. We observe that the group structure of the architecture is very similar to the case without self antigen, but organized such that the neighbours of the self are only weakly occupied, thus providing self tolerance. We also treat this situation in mean field theory which give results in good agreement with data from simulation.

I. INTRODUCTION

B lymphocytes express Y-shaped receptor molecules, antibodies, on their surface. These antibodies have spe- cific binding sites which determine their idio- type. All receptors of a given B cell have the same idio- type. B cells with random idio- types of remarkable diversity are produced in the bone marrow.

A B cell is stimulated to proliferate if its receptors are crosslinked by complementary structures, unstimu- lated B cells die. Proliferation occurs if the concentra- tion of complementary structures is not too low or not too high, see e.g. [1]. The latter condition refers to a steric hindrance for crosslinking if too many comple- mentary molecules are around. Stimulating complemen- tary structures can be found on foreign antigens and on other, so-called anti-idiotypic antibodies of complemen- tary specificity. Thus B lymphocytes can stimulate each other and form a functional network, the idiotypic net- work, as first proposed in [2], see also [3, 4].

The potential repertoire includes idio- types that can recognize other complementary structures, e.g. on the active sites of enzymes, hormones, and neurotransmit- ters. Further there are idio- typic interactions of B lym- phocytes with T lymphocytes and between T cells. Thus, the idiotypic network is not an autonomous entity of the adaptive immune system, but is coupled to many other networks.

Even for an hypothetical autonomous B-lymphocyte system we have the requisites of evolution, random inno- vation and selection. So the architecture of the idiotypic network can be conceived as the result of an evolution

during the life time of an individual. In a revised version of the idiotypic network paradigm, the second genera- tion idio- typic network [5, 6], it was suggested that this architecture comprises a strongly connected central part with autonomous dynamics and a hereto only sparsely connected periphery for localized memory and adaptive immune response.

Already Jerne thought the idio- typic network to play an essential role in the control of autoreactive idio- types [3]. Today the concept of idio- typic networks is most popular in the research on autoimmune diseases, both in theoret- ical studies and clinical context. Indeed, autoreactive an- tibodies are regularly found in healthy individuals though in low concentrations. Antibodies which escape other control mechanisms can be controlled by the idio- typic network [7]. Anti-idio- typic antibodies specific to poten- tially autoreactive clones are found in healthy individuals or in patients during remission, they are absent during periods of active autoimmune disease [8]. Autoimmune diseases can be related to perturbations of the control of autoreactive clones [8–15], as for example in Myasthenia gravis, a well known B-cell associated autoimmune disease [16].

There are early attempts to model self tolerance and autoimmunity mathematically within the network paradigm. In [17] an idealized architecture was proposed which comprises four groups of B-cell clones, a multi- affine group A , two mirror groups B and C with mutual coupling but no intra-group affinity, and a group D which couples with low affinity only to A . Based on this *ad hoc* architecture, computer simulations [18] and an analytical mean-field model [19] have shown the possible relevance for understanding autoimmunity.

For more detailed accounts on the history of the paradigm, mathematical modeling and new immunolog- ical and clinical developments the reader is referred to

* werner@evolbio.mpg.de

† ulrich.behn@itp.uni-leipzig.de

[20, 21].

In this paper we consider a minimal model of the idiotypic network proposed in [22] which describes the evolution towards complex, functional architectures. The most interesting architecture comprises densely linked core groups, periphery groups, groups of suppressed clones, and groups of singletons which potentially interact only with the suppressed clones. In the steady state, the size of these groups and their linking does not change with time. The groups are built from clones of different idiotypes which share certain statistical properties. The building principles of these architectures can be described analytically [23, 24], and the statistical properties can be calculated in good agreement with simulations [25]. Here we investigate the evolution of the idiotypic network in the presence of self toward an architecture where the expansion of autoreactive clones is controlled by idiotypic interactions.

The paper is organized as follows. In Section II we describe essential features of the model, its update rules, the general building principles which allow to understand the structural properties of the expressed networks architecture, and a tool which allows a real time identification of patterns in simulations. In Section III we sketch the derivation of the mean-field theory which allows to compute statistical properties if the structural properties of the pattern are known. In Section IV we describe how the model should be modified in the presence of self. We report on simulations where for some protocols the impact of self is strong enough to initiate a reorganization of the architecture such that the self is linked only to groups with very low population. Results of a modified mean-field theory are in good agreement with simulations. Finally, we give some conclusions and discuss problems for further research.

II. THE MODEL

In this paper we consider a minimal model of the idiotypic network [22] which is a coarse simplification of the real biological system but retains most important features and reveals a surprising complexity. The model has only few parameters and allows an analytical understanding of many of its properties.

A node v of the network represents a clone of B lymphocytes of a given idio-type together with its antibodies. The idio-type is encoded by a bitstring of length d . The nodes are labeled by these bitstrings and can be conceived as corners of a d -dimensional hypercube. Two nodes v and u are linked if their bitstrings are complementary allowing for up to m mismatches. The corresponding undirected graph $G_d^{(m)}$ mimics the potential idio-type repertoire of size 2^d with the possible interactions. Each node of the graph is linked to $\kappa = \sum_{k=0}^m \binom{d}{k}$ neighbours. We only account whether an idio-type is present or not, thus the corresponding node v is either occupied $n(v) = 1$ or empty $n(v) = 0$. The subgraph of occupied

nodes with its links represents the expressed idiotypic network. The temporal evolution of the network is induced by the following rules for parallel update:

- (i) Influx: Occupy empty nodes with probability p .
- (ii) Window rule: Count the number of occupied neighbours $n(\partial v)$ of node v . If $n(\partial v)$ is outside the window $[t_L, t_U]$, set the node v empty.
- (iii) Iterate.

Extensive simulations have shown that the network evolves, depending on the parameter choice, towards quasi-stationary states of possibly complex architecture [22]. This architecture is characterized by groups of nodes that share statistical properties such as the mean occupation $\langle n(v) \rangle$ and the mean occupation of neighbours $\langle n(\partial v) \rangle$. Here we report on results for the following parameter setting. The length of the bitstring is $d = 12$, then the network has 4096 nodes. We allow $m = 2$ mismatches which makes the linking neither too sparse nor too dense, each node has $\kappa = 79$ neighbours. The lower threshold t_L of the window rule has its minimal nontrivial value $t_L = 1$: for survival of a clone the stimulation by at least one anti-idiotypic clone is required. The upper threshold of the window rule is chosen as $t_U = 10$, that excludes very regular static patterns which are in our context not interesting, for more details, see [24]. This parameter setting is best investigated. Simulations for longer bitstrings up to $d = 22$ have shown that many features are also found in larger networks and the major concepts of structural analysis are still applicable [26].

There are general building principles of the network's architecture which have been found by observing regularities in bitstrings that label nodes of the same group [23, 24]. They make it possible to calculate the number of groups, their size, and the linking between the groups. For a given architecture the nodes can be classified according to the entries in the determinant positions of the bitstrings. If there are $d_M \leq d$ such positions, the architecture has $d_M + 1$ groups of size $|S_g| = 2^{d-d_M} \binom{d_M}{g-1}$, $g = 1, \dots, d_M + 1$. Groups S_g and S_{d_M+2-g} have the same size. If the nodes of group S_1 have a string of determinant bits with entries $\mathbf{b}_{d_M} \cdots \mathbf{b}_{d_1}$ in common, then the nodes of group S_2 have one different entry in the determinant positions. In general, nodes of group S_g differ in $g - 1$ positions from the determinant bit entries of S_1 .

The whole architecture can be build from smaller units, so called pattern modules. These modules are the corners of a d_M -dimensional hypercube labeled by the determinant bits, together with the allowed links. Since the number of nondeterminant bits is $d - d_M$, the whole architecture is obtained by arranging 2^{d-d_M} identical pattern modules and adding the allowed links between the nodes of these modules.

We consider a pattern with d_M determinant bits on a base graph $G_d^{(m)}$. The elements L_{ij} of the link matrix \mathbb{L} give the number of links of any node in group S_i to nodes in group S_j . Since the update rule counts the number of occupied neighbours and all nodes of a group have the

same mean occupation these data are of obvious interest to formulate a mean-field theory. A careful analysis of the bitstrings which encode the nodes of groups S_i and S_j allows to give an explicit expression for \mathbb{L} [23, 24] which can be written as

$$L_{ij} = \sum_{k=0}^m \sum_{r=0}^k \binom{i-1}{r} \binom{d_M - i + 1}{j - 1 - r} \times \binom{d - d_M}{k + j - 1 - 2r - (d_M - i + 1)}. \quad (1)$$

Given a pattern with d_M determinant bits there are $d_M + 1$ groups, therefore in Eq. (1) both i and j run from 1 to $d_M + 1$. As every node has κ neighbours, the row sum of \mathbb{L} yields κ . Since $L_{ij} = L_{d_M+2-i, d_M+2-j}$ the link matrix is centrosymmetric, i.e. it fulfills the identity $\mathbb{L}J = J\mathbb{L}$ where the exchange matrix J has entries 1 on the counterdiagonal and 0 elsewhere. \mathbb{L} describes a directed graph.

In Fig. 1 we give the link matrix for the example of a 12-group pattern which is studied in this paper.

	S_1	S_2	S_3	S_4	S_5	S_6	S_7	S_8	S_9	S_{10}	S_{11}	S_{12}
v_1	0	0	0	0	0	0	0	0	0	55	22	2
v_2	0	0	0	0	0	0	0	0	45	20	12	2
v_3	0	0	0	0	0	0	0	36	18	20	4	1
v_4	0	0	0	0	0	0	28	16	26	6	3	0
v_5	0	0	0	0	0	21	14	30	8	6	0	0
v_6	0	0	0	0	15	12	32	10	10	0	0	0
v_7	0	0	0	10	10	32	12	15	0	0	0	0
v_8	0	0	6	8	30	14	21	0	0	0	0	0
v_9	0	3	6	26	16	28	0	0	0	0	0	0
v_{10}	1	4	20	18	36	0	0	0	0	0	0	0
v_{11}	2	12	20	45	0	0	0	0	0	0	0	0
v_{12}	2	22	55	0	0	0	0	0	0	0	0	0

FIG. 1. Link matrix for the 12-group architecture on $G_{12}^{(2)}$, described by Eq. (1). The entries L_{ij} show the number of neighbours a node v_i of group S_i has in group S_j . Only the groups S_6 and S_7 have self coupling.

In simulations, huge amounts of data are produced describing the occupation of each of the 2^d nodes of the network in every single time step. An enormous reduction of information can be reached by introducing a center of mass vector in dimension d which allows a real time identification of patterns and detection of pattern changes [24]. It is defined as

$$\mathbf{R} = \frac{1}{n(G)} \sum_v n(v) \mathbf{r}(v), \quad (2)$$

where the position vector $\mathbf{r}(v)$ of a node v which is encoded by the bitstring $\mathbf{b}_d \mathbf{b}_{d-1} \dots \mathbf{b}_1$ with $\mathbf{b}_i \in \{0, 1\}$ has components $r_i(v) = 2\mathbf{b}_i - 1$. $n(G)$ is the total occupation of the basegraph G . By definition, for a symmetrically

occupied base graph we have $\mathbf{R} = \mathbf{0}$, a symmetry breaking pattern is easy to identify.

In Fig. 2 we see the evolution towards a $d_M = 11$ pattern, where five determinant bits have the value one, another six the value zero. There is one nondeterminant

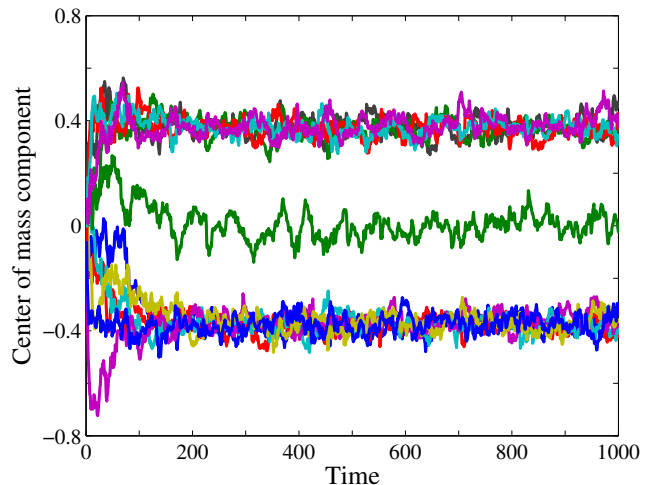


FIG. 2. Time series of the center of mass vector components given by Eq. (2), here on $G_{12}^{(2)}$ with $[t_L, t_U] = [1, 10]$ for $p = 0.074$. Every colour corresponds to one component of the center of mass vector. We start from an empty base graph which is gradually occupied, thus breaking the symmetry. A stationary state has evolved after about 200 time steps. Eleven components fluctuate around non-zero mean values, $R_1, R_3, R_4, R_5, R_6, R_8 \approx -0.4$ and $R_7, R_9, R_{10}, R_{11}, R_{12} \approx 0.4$, and R_2 fluctuates around zero. Hence, as explained in the text, it is an 12-group architecture with $d_M = 11$ determinant bits and all nodes in S_1 have a bitstring $\mathbf{1111010000} \cdot \mathbf{0}$, where the \cdot represents the only nondeterminant bit.

bit which takes both values zero and one. Supposed all nodes of a group are occupied with the same probability, the contribution of each group to the nondeterminant component of \mathbf{R} is zero.

The procedure is fast, robust against defects of patterns, and allows to identify pattern changes. Here we use this tool to characterize the behaviour of the network if several nodes become permanently occupied to mimic the presence of self.

III. MEAN FIELD THEORY

The existence of groups of nodes S_g which share the mean occupation, $\langle n(v_g) \rangle = n_g$ where $v_g \in S_g$, and the fact that the window rule (ii) for update counts only the total of the occupied neighbours suggest that a mean-field description of a given pattern, characterized by a pattern module of dimension d_M and the corresponding link matrix \mathbb{L} , is possible. Indeed, the modular mean-field theory developed in [25] delivers results in good agreement with simulations. We shortly sketch the derivation

here to make the modifications understandable which are necessary when modeling the presence of self.

Application of the update rules to a state characterized by $\mathbf{n} = (n_1, \dots, n_{d_M+1})^T$ leads to a new state \mathbf{n}' given by

$$\mathbf{n}' = \mathbf{f}(\mathbf{n}), \quad (3)$$

where the nonlinear function \mathbf{f} depends on the update rules and on the pattern we want to describe. We know that a node v_g of group S_g has L_{gl} neighbours in S_l . If the mean occupation in S_l is n_l , the new mean occupation after the influx with probability p is $\tilde{n}_l = n_l + p(1 - n_l)$. The probability that k_l nodes of the neighbourhood in S_l are occupied after the influx is

$$\binom{L_{gl}}{k_l} \tilde{n}_l^{k_l} (1 - \tilde{n}_l)^{L_{gl} - k_l}. \quad (4)$$

Supposing that the groups are independent, the probability that for a microconfiguration with fixed k_l , $l = 1, \dots, d_M + 1$, a total of $\sum_{l=1}^{d_M+1} k_l$ neighbours is occupied is simply the product of factors (4) for each group. Summing over all microconfigurations and taking into account the window rule leads to

$$\left[\sum_{k_l=0}^{L_{gl}} \right]_{l=1}^{d_M+1} \mathbb{1}(t_L \leq \sum_{l=1}^{d_M+1} k_l \leq t_U) \times \prod_{l=1}^{d_M+1} \binom{L_{gl}}{k_l} \tilde{n}_l^{k_l} (1 - \tilde{n}_l)^{L_{gl} - k_l}, \quad (5)$$

where the indicator function $\mathbb{1}(\cdot)$ gives one, when the window rule in the parentheses is fulfilled, otherwise zero. The last result should be multiplied with the mean occupation of a node of the considered group after the influx $\tilde{n}_g = n_g + p(1 - n_g)$ which gives

$$n'_g = \tilde{n}_g \left[\sum_{k_l=0}^{L_{gl}} \right]_{l=1}^{d_M+1} \mathbb{1}(t_L \leq \sum_{l=1}^{d_M+1} k_l \leq t_U) \times \prod_{l=1}^{d_M+1} \binom{L_{gl}}{k_l} \tilde{n}_l^{k_l} (1 - \tilde{n}_l)^{L_{gl} - k_l}. \quad (6)$$

Iterating Eq. (6), for $g = 1, \dots, d_M + 1$, the \mathbf{n}' converge to a fixed point \mathbf{n}^* . Since $\mathbf{f}(\mathbf{n})$ is a nonlinear function, several fixed points may exist. As a thumb rule it is sufficient to start close to the values seen in simulations, to reach the 'right' fixed point.

IV. IDIOTYPIC NETWORK AND SELF

The most interesting architecture which has been found in extensive simulations on the base graph $G_{12}^{(2)}$ for $[t_L, t_U] = [1, 10]$ for a range of p from 0.026 to 0.078

is the 12-group architecture. The groups comprise two self coupled core groups, two peripheral groups which couple only to the core and five groups of stable holes. Stable holes are typically unoccupied since their occupied neighbours exceed t_U . Finally, there are three groups of singletons which are neighbored only by stable holes. A scheme of these architecture is given in Fig. 3. Singletons

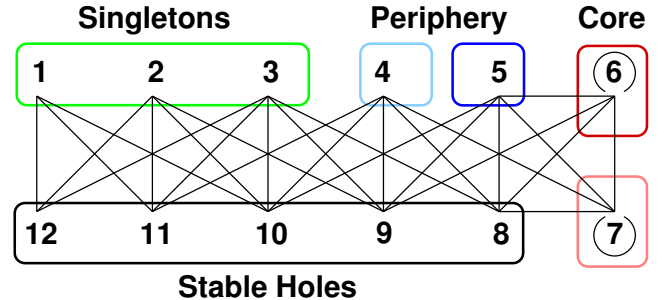


FIG. 3. The network on $G_{12}^{(2)}$ develops for a range of p from 0.026 to 0.078 a steady state architecture of 12 groups which build a weakly occupied densely connected core (red), a periphery (blue) which is highly occupied and couples to the core and to the group of stable holes (black), and a group of singletons (green) which only couple to the stable holes.

have an occupation of 0.2 to 0.8, depending on p , the population of the densely linked core groups is kept below 0.07, and the holes are almost empty, for details see Fig. 8 in [25]. This architecture strongly resembles the central and peripheral parts of the second generation idiotypic network [5].

The simplest possible way we can imagine to mimic the presence of self is to permanently occupy one or several nodes of the base graph and to see what architecture evolves. Naturally the impact of the permanently occupied nodes, the self, increases with their number. The impact also depends on the influx rate p since the 12-group architecture becomes unstable for $p \gtrsim 0.08$. Close to this threshold the strongest impact is to be expected.

A. Simulations

We performed extensive simulations for different protocols. Here we describe only few most instructive cases. We permanently occupy one node of the hole group S_{10} of an established 12-group pattern for $p = 0.076$. The hole groups have many occupied neighbours and a self node staying there would be subject of a heavy autoimmune response. After few iterations the former stable pattern destabilizes under the presence of the self and collapses. Thereafter a new 12-group architecture evolves where the self node is now located in a group with only weakly occupied neighbours, which could be one of the singleton or periphery groups. Fig. 4A shows an example where the self is finally in the peripheral group S_5 .

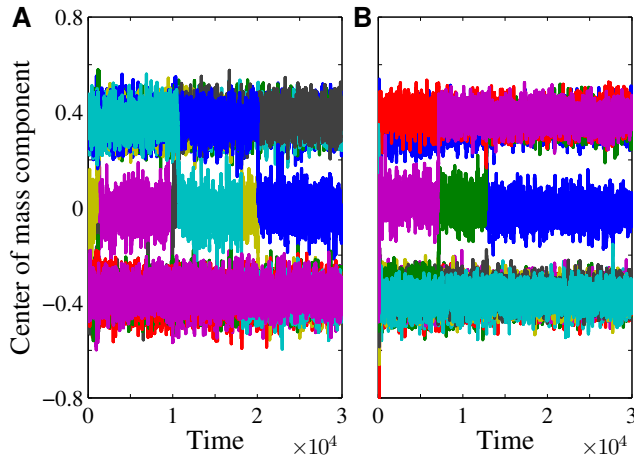


FIG. 4. Evolution of the idiotypic network with self. The figure displays time series of the center of mass vector components for an established 12-group architecture when at $t = 0$ nodes of the hole group S_{10} are permanently occupied. **(A)** For $p = 0.076$ one node of S_{10} is permanently occupied. After five changes of the determinant bits, which can be easily identified by the colour changes of the trajectory fluctuating around zero, indicating severe reorganization of the pattern, the node belongs to the periphery group S_5 and the architecture is stable from thereon. **(B)** For $p = 0.074$ ten nodes of S_{10} are permanently occupied. After few changes of the determinant bits a stationary state has evolved where four self nodes belong to the singleton group S_3 and six self nodes belong to the periphery S_5 .

If we permanently occupy more than one node the scenario is similar. Fig. 4B shows an example where we have permanently occupied 10 nodes of the hole group S_{10} of an established 12-group pattern for $p = 0.074$. The reorganization of the architecture is faster and in the new steady state the self nodes are found in singleton and periphery groups. Starting from an empty base graph with several permanently occupied nodes, one observes that the architecture evolves from the very beginning such that the self nodes have only weakly occupied neighbours and thus are tolerated.

We also performed simulations where for a stationary 12-group pattern all members of the hole group S_{10} are permanently occupied. After reorganization of the architecture, in the steady state all self nodes belong to singletons and periphery groups and are never seen in a core or a hole group. If we start from an established 12-group pattern and permanently occupy one of the singletons or periphery groups this state will be stable for very long periods of time.

B. Mean field theory with self

It is possible to modify the mean-field theory to describe a stationary architecture in the presence of self. We thus can describe situations where in an established

pattern nodes are permanently occupied and the impact is so small that no reorganization sets in. If the impact is strong enough that a reorganization occurs and a new steady state emerges, we also can describe the statistical properties of this steady state provided that we know its architecture.

We first consider one permanently occupied node of group S_s . It can be directly seen by nodes of group S_g if $L_{sg} > 0$. The group S_g contains L_{sg} nodes that see the self. For these nodes we should modify the mean-field mapping Eq. (6). The node of S_s which is permanently occupied should be exempted from the combinatorics of possible and allowed micro-configurations. Thus we need to replace L_{gs} by $L_{gs} - 1$. Observe that $\binom{L_{gs}-1}{k_s}$ in the modified Eq. (6) is zero if $L_{gs} - 1$ is smaller than zero or k_s . To account for the permanently occupied self node we should decrease both thresholds of the window condition by 1. For the $|S_g| - L_{sg}$ nodes of S_g which do not see the self node, the mapping is not modified. For example, for an influx with $p = 0.07$ and one permanently occupied node in a hole group or in a core group, $\langle n(\partial v) \rangle$ increases by about 1 and $\langle n(v) \rangle$ decreases by about 20% if v sees the self directly. The mean-field theory agrees with the simulation within 3% to 5%.

The case that all nodes of a group S_s are permanently occupied is even simpler because all nodes in group S_g see the same number L_{sg} of self nodes. We only have to modify the window condition decreasing both thresholds by L_{sg} . Note that if $t_U - L_{sg} < 0$ the modified window condition cannot be fulfilled and the indicator function $\mathbb{1}(\cdot)$ in the modified Eq. (6) returns 0. Tab. I gives a detailed comparison of simulation and mean-field theory for the case that all 110 nodes of the singleton group S_{10} are occupied for $p = 0.074$.

For N_s self nodes with $1 < N_s < |S_s|$ the modification is also possible but more intricate and will not be reported here.

Encouraged by the good quantitative agreement between the steady states obtained in simulations and mean-field theory we also looked at the time series of \mathbf{n} generated by the mean-field mapping for a $d_M = 11$ pattern at $p = 0.074$. We start with the fixed point \mathbf{n}^* which describes a 12-group pattern where the groups are ordered as in Fig. 5A. At iteration step 500 we permanently occupy the hole group S_{10} . The time series, cf. Fig. 6, shows that this state immediately destabilizes and that a reorganization sets in. The pattern converges to a new state where the self belongs to the new singleton group S_{10} . These singletons have only neighbours in the new unoccupied hole groups, see Fig. 5B. The network controls the expansion of the autoreactive idiotypes in the hole groups – thus providing self tolerance.

We note in this context that due to the centrosymmetry of the link matrix of the autonomous network without self, given a fixed point $\mathbf{n}^* = (n_1^*, n_2^*, \dots, n_{d_M+1}^*)^T$, there exists always a mirrored fixed point $\mathbf{n}_{\text{mirror}}^* = (n_{d_M+1}^*, \dots, n_2^*, n_1^*)^T$. Obviously this symmetry is broken if self is present.

Group	$\langle n(v) \rangle$				$\langle n(\partial v) \rangle$			
	Simulation		MFT		Simulation		MFT	
S_1	0.0		0.0		71.75	(54.01)	71.45	(53.99)
S_2	0.0		0.0		60.34	(53.86)	60.29	(53.96)
S_3	0.0		0.0		59.62	(53.50)	59.85	(53.52)
S_4	0.0		0.0		36.70	(34.86)	36.62	(34.72)
S_5	0.0		0.0		31.5	(29.62)	31.6	(29.7)
S_6	0.002	(0.001)	0.0		13.52	(13.53)	13.61	(13.63)
S_7	0.01		0.003		10.12	(10.09)	10.10	
S_8	0.677	(0.675)	0.671		0.15	(0.14)	0.07	
S_9	0.706	(0.695)	0.682	(0.683)	0.025	(0.018)	0.01	
S_{10}	1.0	(0.685)	1.0	(0.692)	0.02	(0.0)	0.01	
S_{11}	0.685	(0.684)	0.691	(0.685)	0.001	(0.0)	0.0	
S_{12}	0.685	(0.682)	0.692	(0.685)	0.001	(0.0)	0.0	

TABLE I. 12-group pattern with self after rearrangement, see Fig. 5. The 110 nodes of the singleton group S_{10} are permanently occupied to mimic the presence of self antigen. The table shows the mean occupation $\langle n(v) \rangle$ and the mean occupation of neighbours $\langle n(\partial v) \rangle$ for all groups as obtained for $p = 0.074$ from simulations and from mean-field theory (MFT) with a $d_M = 11$ module. When deviating, the data for the case without self are given in parentheses. The groups S_1, \dots, S_5 have direct neighbours in S_{10} , where S_1 has the most ones. Therefore, the change in $\langle n(\partial v) \rangle$ due to self is largest for S_1 . Results from simulation and mean-field theory are in good agreement.

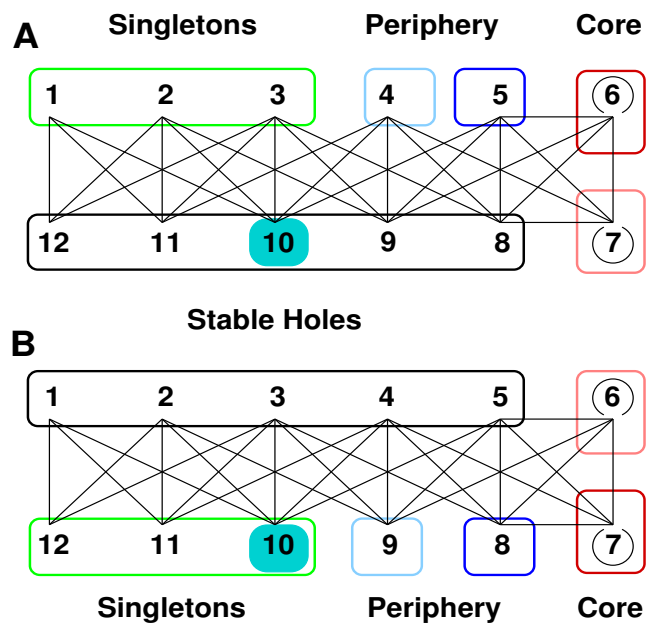


FIG. 5. 12-group architecture with self. (A) We permanently occupy one of the hole groups, group 10 (cyan), thus mimicking the permanent presence of self. This state is not favourable since the self couples to singletons and periphery which have a high occupation. (B) Letting the thus prepared system evolve, it soon reaches a new steady state, still a 12-group architecture, but organized such that the self now belongs to the singletons and thus couples only to the almost empty stable holes. The self-recognizing idiotypes are controlled by the network, thus providing self tolerance.

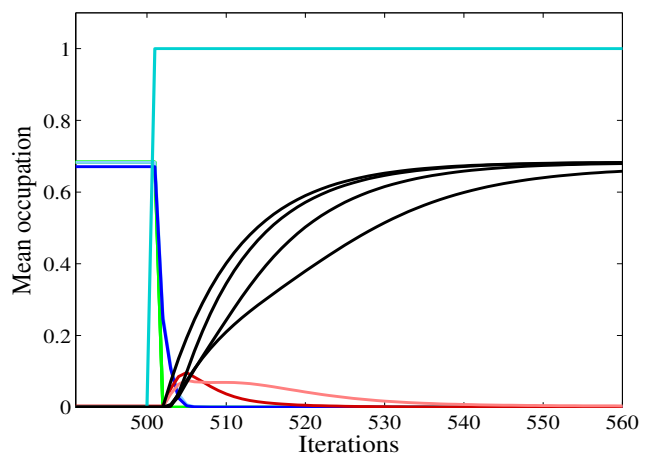


FIG. 6. Mean field theory of a 12-group architecture with self. The figure shows the mean occupation of the 12 groups as obtained from iterating Eq. (6) for $p = 0.074$. We start with the autonomous system where in the steady state singletons (green) and periphery (blue) have a mean occupation per node $\langle n \rangle \approx 0.68$, whereas core (red) and stable nodes have $\langle n \rangle \approx 0$. At iteration step 500 we permanently occupy the 110 nodes of the hole group S_{10} (cyan). The fixed point of Eq. (6) loses its stability and a new mirrored architecture emerges where the permanently occupied nodes, the self, now belong to the singletons which have neighbours only in the empty hole groups, cf. Fig. 5. The occupation of the previous singleton and periphery groups drops down to almost zero, whereas the previous hole groups become occupied as typical for singletons and periphery. After a temporary increase the core groups return to its previous occupation. For a detailed comparison of mean-field theory and simulation see Tab. I.

V. CONCLUSION

For a minimal model of the idiotypic network in the presence of self, we have reported on simulation results for several protocols where, if the impact of self is sufficiently strong, the network evolves toward an architecture that controls the expansion of self-reactive clones thus providing self tolerance. For the simplest cases that only one node or all nodes of a group are permanently occupied we have modified the mean-field theory and find good agreement of analytical and simulation results.

The network in the presence of self has been previously studied in simulations for one self node on the base graph $G_{12}^{(3)}$ with weighted links. The weights were given according to the number of mismatches of the linked nodes and the window condition was modified accordingly. The patterns are slightly easier to destabilize which explains why the phenomenon of self tolerance was first observed in that version of the model [27].

Further studies should systematically explore the system's behaviour for other protocols, e.g. for arbitrary numbers of self nodes possibly distributed over the whole

base graph, desirably in both simulations and an accordingly extended mean-field approach.

It is of obvious interest to investigate in the frame of the model possible reasons for failure of self tolerance. Transitions from a healthy self-tolerant state to an autoimmune state by a perturbation, possibly an ordinary infection, of the clones that control the autoreactive idiotypes should be considered, together with the reverse phenomenon of 'spontaneous' remission from an autoimmune to a healthy state. Therapeutic strategies adopting the network paradigm [28] which consist in stimulating the protective clones that control the autoreactive clones, instead of applying immunosuppressive drugs, could be modeled.

From the viewpoint of statistical physics or systems biology the question appears natural and most interesting whether there is a general principle which guides the evolution of the idiotypic network.

ACKNOWLEDGEMENT

The authors thank Holger Schmidtchen and Rüdiger Kürsten for valuable discussions.

-
- [1] A. Coutinho, *Immunol. Rev.* **110**, 63 (1989).
 - [2] N. K. Jerne, *Ann. Immunol. (Inst. Pasteur)* **125C**, 373 (1974).
 - [3] N. K. Jerne, *Immunol. Rev.* **79**, 5 (1984).
 - [4] N. K. Jerne, *EMBO J.* **4**, 847 (1985).
 - [5] F. J. Varela and A. Coutinho, *Immunol. Today* **12**, 159 (1991).
 - [6] A. Coutinho, *Biol. Res.* **36**, 17 (2003).
 - [7] J. Urbain, M. Wikler, J. Franssen, and C. Collignon, *PNAS* **74**, 5126 (1977).
 - [8] C. S. Hampe, *Autoimmunity* **45**, 320 (2012).
 - [9] S. Avrameas, *Immunol. Today* **12**, 154 (1991).
 - [10] Y. Shoenfeld and J. George, *Ann. NY Acad. Sci.* **815**, 342 (1997).
 - [11] Y. Shoenfeld, *Nature Med.* **10**, 17 (2004).
 - [12] W. F. Pendergraft, G. A. Preston, R. R. Shah, A. Tropsha, C. W. Carter, J. C. Jennette, and R. J. Falk, *Nature Med.* **10**, 72 (2003).
 - [13] K. L. McGuire and D. S. Holmes, *Trends Immunol.* **26**, 367 (2005).
 - [14] A. G. Tzioufas and J. G. Routsias, *Autoimmun. Rev.* **9**, 631 (2010).
 - [15] J. G. Routsias and A. G. Tzioufas, *J. Autoimmun.* **35**, 256 (2010).
 - [16] D. S. Dwyer, M. Vakil, and J. Kearney, *J. Exp. Med.* **164**, 1310 (1986).
 - [17] J. Stewart and F. J. Varela, *Immunol. Rev.* **110**, 37 (1989).
 - [18] J. Stewart, F. J. Varela, and A. Coutinho, *J. Autoimmun.* **2**, 15 (1989).
 - [19] B. Sulzer, J. L. van Hemmen, and U. Behn, *Bull. Math. Biol.* **56**, 1009 (1994).
 - [20] U. Behn, *Immunol. Rev.* **216**, 142 (2007).
 - [21] U. Behn, Idiotypic Network, in: *Encyclopedia of Life Sciences (ELS)* (John Wiley & Sons, Ltd, Chichester, 2011).
 - [22] M. Brede and U. Behn, *Phys. Rev. E* **67**, 031920 (2003).
 - [23] H. Schmidtchen and U. Behn, in: *Artificial Immune Systems* (Springer Berlin Heidelberg) *Lecture Notes in Computer Science*, **4163**, 81 (2006).
 - [24] H. Schmidtchen, M. Thüne, and U. Behn, *Phys. Rev. E* **86**, 011930 (2012).
 - [25] H. Schmidtchen and U. Behn, *Phys. Rev. E* **86**, 011931 (2012).
 - [26] H. Sachsenweger, Bitstring model for the Idiotypic Network: Automatized pattern identification and simulation of large systems (2012) Master's thesis, University Leipzig, Institute for Theoretical Physics.
 - [27] B. Werner, Idiotypische Netzwerke mit Antigenen: Gedächtnis und Selbsttoleranz (2010) Diplomarbeit, University Leipzig, Institute for Theoretical Physics.
 - [28] M. Feldmann and L. Steinman, *Nature* **435**, 612 (2005).