

Gold and Methane: A Noble Combination for Delicate Oxidation

Duncan J. Mowbray,^{*,†} Annapaola Migani,^{*,†,‡} Guido Walther,[¶] David M. Cardamone,[†] and Angel Rubio^{*,†}

[†]Nano-Bio Spectroscopy Group and ETSF Scientific Development Center, Departamento de Física de Materiales, Centro de Física de Materiales CSIC-UPV/EHU-MPC and DIPC, Universidad del País Vasco UPV/EHU, E-20018 San Sebastián, Spain

[‡]CSIC - Consejo Superior de Investigaciones Científicas, ICN2 Building, E-08193 Bellaterra (Barcelona), Spain

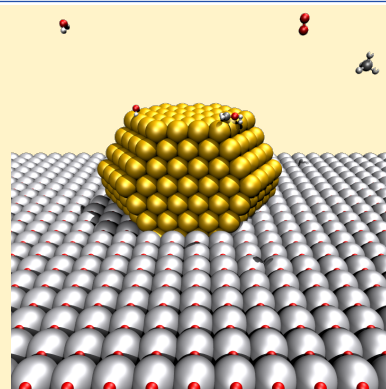
[¶]Leibniz Institute for Catalysis at the University of Rostock, D-18059 Rostock, Germany

Supporting Information

ABSTRACT: The ability to partially oxidize methane at low temperatures and pressures would have important environmental and economic applications. Although methane oxidation on gold nanoparticles has been observed experimentally, our density functional theory (DFT) calculations indicate neither CH_4 , CH_3 , nor H adsorb on a *neutral* gold nanoparticle. However, by positively *charging* gold nanoparticles, e.g. through charge transfer to the TiO_2 substrate, CH_4 binding increases while O_2 binding remains relatively unchanged. We demonstrate that CH_4 adsorption is via bonding with the metal *s* levels. This holds from small gold clusters (Au_2) to large gold nanoparticles (Au_{201}), and for all fcc transition metal dimers. These results provide the chemical understanding necessary to tune the catalytic activity of metal nanoparticles for the partial oxidation of methane under delicate conditions.

KEYWORDS: CH_4 · Au_n · nanoparticles · O_2 · DFT · heterogeneous catalysis

SECTION: Surfaces, Interfaces, Porous Materials, and Catalysis



Understanding how one can control and manipulate the catalytic activity of nanoparticles is a major current challenge for nanoscience. One of the most important applications of such a technology, with significant environmental implications, is the partial oxidation of methane¹⁻³ under mild conditions by gold nanoparticles.⁴⁻¹⁰

In this letter, we explore the dependence of methane adsorption on gold cluster size, from gold dimers to large gold nanoparticles. We use density functional theory (DFT) to develop theoretical models, which in turn provide chemical insight into recent experimental results for methane oxidation on gold nanoparticles.^{11,12} By positively charging gold nanoparticles, we show one can tune the alignment of the *s* levels to control methane adsorption independently from O_2 adsorption, and hence their catalytic activity.

These results suggest a direct catalytic pathway from a naturally abundant greenhouse gas to more valuable and useful chemicals. Specifically, by tuning the adsorption energy of CH_4 independently of O_2 via charging, controlled partial oxidation of methane under delicate conditions can be achieved at the nanoscale. This is because the adsorption energies of reactants typically determine the activity of reactions in heterogeneous catalysis.¹³ In general, reactants must adsorb neither so strongly they are unable to migrate and react, nor so weakly they are unable to react prior to desorbing.¹⁴ Therefore, an essential first step in controlling methane oxidation is to understand and control the adsorption properties of methane and oxygen on gold nanoparticles.

The adsorption and dissociation of oxygen on gold clusters and nanoparticles has already received much attention in the literature.¹⁴⁻¹⁸ These studies have shown that charging, size, and atomic coordination are the main factors which control the adsorption and dissociation energies of oxygen on gold.

However, the mechanism of interaction between methane and

gold has received much less attention. Studies have focused on either Au^{I} and Au^{III} oxidized species¹⁹ or small gold cluster cations Au_n^+ , $n=2-6$.²⁰⁻²³ The common characteristic of these systems is that Au is positively charged. This suggests that the gold—methane interaction might be charge-transfer mediated.

In heterogeneous catalysis, methane oxidation on metal oxide supported gold nanoparticles of diameter 1.8 nm has recently been demonstrated experimentally.^{11,12} However, oxidation only occurred at higher temperatures, and was always complete.^{11,12} No oxidation occurred on the clean metal oxide support.²⁴

These results raise the following questions. How does methane adsorb on gold nanoparticles? Is it due to charging of the nanoparticle, perhaps coming from the metal oxide support?²⁵⁻²⁷ Can the charging of the nanoparticle be used as a descriptor to predict and control the adsorption of methane on gold?

Guided by these observations, we have undertaken a systematic study within DFT of CH_4 and O_2 adsorption on gold clusters and nanoparticles. We find a linear correlation between the adsorption energy for CH_4 and the charge transferred from methane to gold. This relation holds independently of the size of the gold species (Au_n for $n=2, 6, 7, 55, 201$) and the coordination number of the adsorption site ($N_c=1, 2, 3, 5, 6$). Moreover, it holds for gold species in vacuum and on a pristine or defective rutile $\text{TiO}_2(110)$ support.

The systems we consider for methane adsorption span the range from the cationic species used in gas phase experiments^{22,23} (Au_2^+) to the truncated cuboctahedral nanoparticle utilized in heterogeneous catalysis experiments^{11,12} (Au_{201}) shown in Fig-

This document is the unedited Author's version of a Submitted Work that was subsequently accepted for publication in The Journal of Physical Chemistry Letters, copyright ©American Chemical Society after peer review. To access the final edited and published work see <http://dx.doi.org/10.1021/jz401553p>.

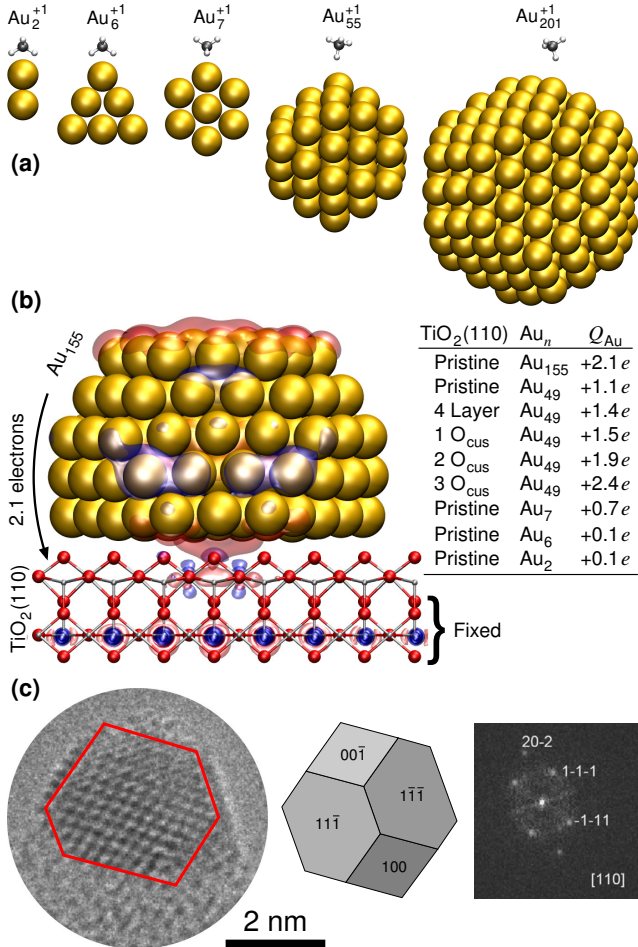


Figure 1. (a) Schematics of CH₄ adsorption on Au₂⁺, Au₆⁺, Au₇⁺, Au₅₅⁺, and Au₂₀₁⁺. (b) Schematic of Au₁₅₅ adsorbed on a pristine rutile TiO₂(110) surface, and charge Q_{Au} in e of the adsorbed Au_n clusters on pristine or defective rutile TiO₂(110). (c) High resolution TEM image of a 2.8 nm gold particle supported on rutile TiO₂ after methane oxidation. The particle is cuboctahedral, as emphasized by the red border, and adheres to the support with its {111} surface. A 3D reconstruction and diffraction pattern are shown to the right.²⁴

ure 1(a). A linear correlation between methane adsorption and charging holds from the smallest cluster to a large nanoparticle, both in gas phase and including the support effect. For this reason, we propose this correlation as a unifying concept for understanding the interaction between gold and noble species in gas phase and heterogeneous catalysis experiments. Moreover, based on the alignment of the gold 6s states with the methane 2a₁ level, we formulate two semi-quantitative models to predict methane adsorption energies on charged gold nanoparticles.

On the other hand, the O₂ adsorption energy has a much weaker dependence on the charge transfer for positively charged gold nanoparticles. Rather, as previously shown, we find a strong dependence on the gold particle size and the coordination number of the adsorption site.¹⁴ This suggests one may tune the adsorption of CH₄ through charging without changing the adsorption of O₂. We shall show that this has important consequences for performing delicate oxidation of CH₄ on gold nanoparticles.

All DFT calculations were performed within the Grid-based Projector-Augmented Wavefunction method code GPAW.^{28,29} A grid spacing of 0.2 Å was used, with all structures relaxed until a maximum force of less than 0.05 eV/Å was obtained, as provided in Supporting Information. We employ the RPBE exchange-

correlation (xc)-functional.³⁰ RPBE has been shown to provide a similar degree of accuracy to the more computationally expensive B3LYP hybrid functional for adsorption properties on metal surfaces.³¹ A comparison between CH₄ adsorption energies on Au₂ for RPBE, PBE,³² and vdW-DF³³ xc-functionals is provided in Supporting Information. Non-periodic boundary conditions have been applied for all charged calculations, employing more than 5 Å of vacuum to the cell boundary, where both the electron density and wavefunctions are set to zero. This corresponds to the vacuum level E_{vac} in our calculations. This procedure removes spurious electrostatic interactions, which would be quite strong in periodic calculations for charged systems.

A molecule's adsorption energy E_{ads} is defined as the difference in total energy between the molecule adsorbed on the gold species and the separated molecule in gas phase and clean gold species. For example, for CH₄ on an n atom gold nanoparticle of charge Q , Au_n^Q, the adsorption energy is

$$E_{ads}[\text{CH}_4] = E[\text{CH}_4 - \text{Au}_n^Q] - E[\text{CH}_4] - E[\text{Au}_n^Q]. \quad (1)$$

Note that the gas phase energy for O₂ is obtained from the H₂O formation reaction, as described in Ref. 34 and the Supporting Information.

There are two commonly used models for the catalytic activity of gold nanoparticles. The model of Haruta *et al.*⁴⁻⁷ attributes the catalytic activity of gold nanoparticles to the perimeter of the gold-support interface. Since the reaction rate R scales as the number of active sites per unit volume, in this case $R \sim 1/d^2$, where d is the nanoparticle's diameter. On the other hand, the model of Nørskov *et al.*^{9,14,35,36} attributes the catalytic activity to the most undercoordinated sites of the gold nanoparticles, i.e. the corners. In this case the reaction rate scales inversely with the volume so that $R \sim 1/d^3$. For CO oxidation on gold nanoparticles with $d \lesssim 2$ Å, the experimentally measured reaction rate scales as $1/d^3$ independently of the support used.⁹ Thus CO oxidation occurs primarily at the corners of the gold nanoparticles in this size regime. However, for larger nanoparticles ($d \gtrsim 2$ Å) the perimeter of the gold-support interface begins to play a role, as seen in the scaling of the measured reaction rate for CO oxidation.⁹

The apparent activation barrier for CO oxidation on gold nanoparticles was quantitatively well described by DFT-based microkinetic models that only consider the corner sites.³⁷ These results revealed the different reaction mechanisms responsible for CO oxidation on gold nanoparticles when O₂ or N₂O is used as the oxidant.³⁷ Since here our primary interest is to model methane oxidation experiments performed on gold nanoparticles with $d \lesssim 2$ Å, we shall focus on CH₄ adsorption directly on the gold nanoparticle. To this end, we have performed DFT calculations on a neutral Au₅₅ cluster in vacuum to determine the most strongly binding sites.

Methane behaves as a noble gas. This means adsorption of methane on metals is usually weak. For this reason, previous studies on other metals assumed methane adsorption is dissociative (i.e. as CH₃ and H) and not the rate-determining step.³⁸ However, for the noble combination of gold and methane, we find the coadsorption energy for CH₃ and H on Au₅₅ (1.18 eV) is already more than twice the measured apparent activation barrier for methane oxidation on gold nanoparticles (0.52 eV).^{11,12} Therefore, methane does not adsorb on gold nanoparticles dissociatively. Our calculations also show that neither O₂-assisted dissociative adsorption nor O-assisted adsorption is the mechanism of methane oxidation on gold nanoparticles.

To determine whether the adsorption of methane on gold nanoparticles may be mediated by charge transfer to the substrate, we calculated the charge Q_{Au} of Au_n upon adsorption on a pristine or defective rutile TiO₂(110) surface. The charge transfer is

obtained from a Bader analysis³⁹ of the all-electron charge density. We model the adsorbed gold nanoparticles using Au₁₅₅ and Au₄₉, corresponding to the top two-thirds of pristine Au₂₀₁ and Au₅₅, on a frozen two or four titanium layer rutile TiO₂(110) surface, as illustrated in Figure 1(b). This is done to better approximate the experimentally observed geometry of gold nanoparticles on TiO₂ after methane oxidation, shown in Figure 1(c). We model surface defects by displacing a bridging O atom far from the cluster to a coordinately unsaturated Ti site (cus) below the nanoparticle, O_{cus}. In this way we ensure the system remains stoichiometric, while including typical surface defects observed on TiO₂(110).^{40,41}

As shown in Figure 1(b), all the Au_{*n*} species considered become positively charged upon adsorption on pristine TiO₂(110), with the charge transfer increasing with the particle size. This agrees with previous studies for Au₂, Au₆, and Au₇.^{25–27} For Au₄₉ and Au₁₅₅ we find the observed charge transfer is from the Au 6*s* levels to the Ti 3*d* levels, as illustrated in Figure 1(b). These Ti 3*d* levels constitute the conduction band of TiO₂. By increasing the number of TiO₂ layers or O_{cus} atoms, we systematically increase the positive charge on Au₄₉. Altogether, this suggests positively charged gold nanoparticles could play an important role in methane oxidation experiments.

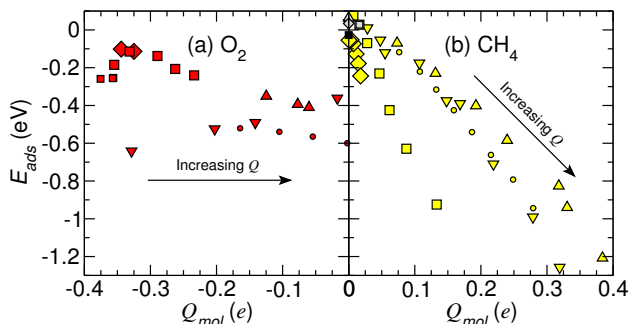


Figure 2. Adsorption energies E_{ads} in eV versus charge Q_{mol} in e of (a) O₂ and (b) CH₄ on Au₂ (○), Au₆ (△), Au₇ (▽), Au₄₉ (□), Au₅₅ (◻), Au₁₅₅ (◇), and Au₂₀₁ (◊) for increasing total charge $Q \geq 0$. Grey (black) symbols denote adsorption on Au_{*n*} (defects) on a rutile TiO₂(110) surface.

To probe the influence of charging on the adsorption energies, we performed calculations with a fixed positive charge Q applied to both the combined system and clean gold species. Here the total charge Q of an Au_{*n*} species is in the range $0 \leq Q \lesssim \frac{n}{2} e$. For $Q > \frac{n}{2} e$, Au_{*n*}^{*Q*} begins to dissociate as the filling of all the *s* levels is $\lesssim 1/4$. Figure 2 shows the dependence of (a) O₂ and (b) CH₄ adsorption energies E_{ads} on the charge Q_{mol} of the molecule adsorbed on the gold species. The leftmost points in each panel of Figure 2 correspond to the neutral system, with Q increasing from left to right. As the total charge Q increases, the gold species becomes more electronegative, and the molecule’s charge Q_{mol} increases accordingly.

For Au_{*n*} on rutile TiO₂(110), we find CH₄ adsorbs on the corner sites of the gold nanoparticle. We found CH₄ does not bind at the perimeter of the Au_{*n*}-TiO₂(110) interface. We only found binding on the TiO₂(110) surface near an oxygen vacancy. Although methane may bind at such defect sites, these sites do not appear to be catalytically active, as methane oxidation does not occur on the clean metal oxide surface.²⁴

On neutral Au_{*n*} ($Q = 0$), the adsorption of O₂ is always stronger than that of CH₄ ($E_{ads}[O_2] \ll E_{ads}[CH_4]$). This is not surprising, as the adsorption of CH₄ to neutral Au_{*n*} is negligible for $n > 2$, with $E_{ads}[CH_4] \approx -0.11$ eV on Au₂. We may relate this to the greater charging of O₂ ($-0.4 e \lesssim Q_{mol} \lesssim -0.1 e$) compared to CH₄ ($0 \lesssim Q_{mol} \lesssim 0.1 e$). This means O₂ is more electronegative than any

of the neutral gold clusters, which are in turn only slightly more electronegative than CH₄. As the total charge Q of the system increases, it becomes increasingly more difficult for O₂ to extract negative charge from Au_{*n*}^{*Q*}, increasing Q_{mol} . This results in a weak dependence of $E_{ads}[O_2]$ on Q_{mol} , compared to other factors such as cluster size and type. On the other hand, as Q increases, it becomes easier for Au_{*n*}^{*Q*} to extract negative charge from CH₄. This provides the strong linear dependence of $E_{ads}[CH_4]$ on Q_{mol} shown in Figure 2(b). In fact, upon sufficient charging Q of Au_{*n*}^{*Q*}, we may tune the adsorption energy of CH₄ to be stronger than that of O₂. For example, $E_{ads}[CH_4] \approx -0.42$ eV and $E_{ads}[O_2] \approx -0.24$ eV on Au₅₅⁺⁴. Under such conditions, with three orders of magnitude more CH₄ than O₂ adsorbed, the partial oxidation of CH₄ should be favoured on Au₅₅⁺⁴.

In heterogeneous catalysis, each reaction barrier in a pathway is proportional to the sum of the reactants’ adsorption energies.^{13,14,36,38} We have verified this for the first step in methane partial oxidation, which is methane decomposition (CH₄ → CH₃ + H) on Au₂^{*Q*} for $Q \geq 0$,²² as shown in the Supporting Information. We also find the methane decomposition barrier is proportional to the total charge Q . Thus, in the low coverage limit, the reactants’ adsorption energies form a complete set of independent variables for determining the catalytic activity of gold nanoparticles. In the case of methane partial oxidation, we see that $E_{ads}[CH_4]$ is dependent on Q , while $E_{ads}[O_2]$ is not. This means we can use charging to tune the catalytic activity of gold nanoparticles for partial oxidation of methane under mild conditions.

Although the adsorption energy of CH₄ on Au_{*n*}^{*Q*} is always proportional to the molecule’s charge, i.e. $E_{ads}[CH_4] \approx E_0 - kQ_{mol}$, the constant of proportionality k is dependent on the size and type of cluster. Specifically, as the cluster increases in size, k increases as well. This is apparent from comparing the relative slopes of the adsorption relations shown in Figure 2 for the different gold species. For example, for Au₂₀₁⁺⁶, $E_{ads}[CH_4] \approx -0.24$ eV and $Q_{mol} \approx 0.02 e$, with an Au–H separation of 2.7 Å. To understand the origin of these linear correlations and the differences in their slopes, we next analyze the electronic structure of these systems.

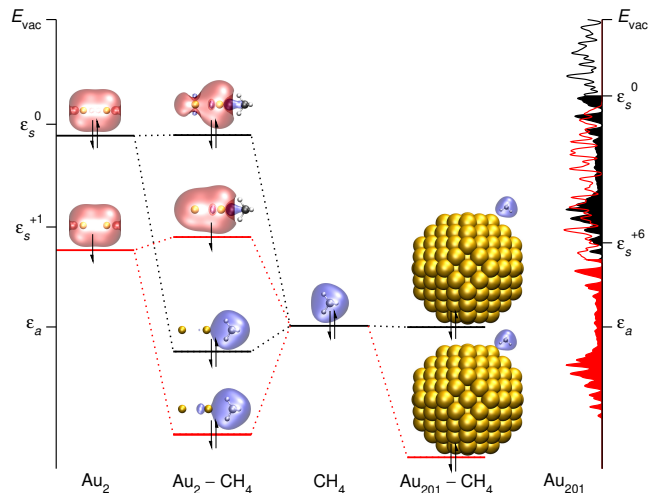


Figure 3. Schematic of the alignment and interaction between the CH₄ 2*a*₁ level at ϵ_a and the 6*s* levels centered at ϵ_s of: (left) Au₂ (black), Au₂⁺¹ (red); (right) Au₂₀₁ (black), and Au₂₀₁⁺⁶ (red). Filling denotes occupancy.

Figure 3 shows the electronic interaction between CH₄ and the smallest (Au₂) and largest (Au₂₀₁) gold species considered. In both cases we may describe the adsorption of CH₄ through the occupied 6*s* levels of gold and the 2*a*₁ orbital of methane, as shown in Fig-

ure 3. We find the charge transfer Q_{mol} from CH_4 to Au_n is through level hybridization, and not through occupation of the Au_n unoccupied levels.

In particular, for Au_2 there is strong hybridization of the $6s$ and $2a_1$ levels into the bonding and anti-bonding orbitals shown in Figure 3. When we positively charge Au_2 , we find more weight of the $2a_1-6s$ bonding orbital on the binding Au atom, and less weight of the $2a_1-6s$ anti-bonding orbital on methane as it is emptied.

On the other hand, the interaction of CH_4 with Au_{201} is through a distribution of many $6s$ levels, which are described by the projected density of states (PDOS) onto the gold $6s$ levels, $\rho_s(\varepsilon)$. However, the interaction is mainly described by the average energy and bandwidth of $\rho_s(\varepsilon)$. Figure 3 shows the $2a_1-6s$ totally bonding orbital between methane and Au_{201}^0 or Au_{201}^{+6} . The Au_{201}^0 $6s$ levels are all above the methane $2a_1$ level, which is unchanged upon adsorption. However, the Au_{201}^{+6} $6s$ levels are aligned with the methane $2a_1$ level, which is strongly renormalized upon adsorption.

The $\text{Au}_n - \text{CH}_4$ interaction is primarily through the $6s$ levels because the $5d$ levels of gold are always completely filled. This means the corresponding bonding and anti-bonding levels with methane are also filled. Consequently, the $5d$ levels of gold only contribute a weak repulsive interaction to the adsorption.⁴²

In fact, positively charging Au_n^Q ($Q \lesssim \frac{n}{2}e$) only changes the filling of the bonding $6s$ levels of gold. This is shown for Au_2^{+1} in Figure 3. It is these changes in filling that result in a half-empty anti-bonding $6s-2a_1$ level for $\text{Au}_2^{+1} - \text{CH}_4$. We shall show that CH_4 adsorption is via the emptying of the anti-bonding $2a_1-6s$ level.

Overall, charging rigidly shifts all the gold levels down in energy relative to the vacuum energy E_{vac} . This brings the $6s$ levels of gold into better alignment with the occupied $2a_1$ level of methane ε_a , resulting in stronger hybridization and adsorption.

To quantify this shift, we use the average energy of the $6s$ levels of the gold species, $\varepsilon_s \equiv \int \varepsilon \rho_s(\varepsilon) d\varepsilon$. This quantity is analogous to the d -band center commonly used as a simple descriptor for bulk and surface systems. As shown in Figure 3, $\varepsilon_s^Q - \varepsilon_a \ll \varepsilon_s^0 - \varepsilon_a$ for both Au_2^{+1} and Au_{201}^{+6} . This results in a significantly stronger adsorption of CH_4 on the charged gold species, as shown in Figure 2.

Based on this analysis, we use ε_s as a descriptor for $\text{Au}_n - \text{CH}_4$ adsorption. Figure 4(a) shows the dependence of the methane adsorption energy on ε_s for Au_n , with $n = 2, 6, 7, 55, 201$. As Au_n is charged, the $6s$ levels are shifted down in energy, i.e. ε_s decreases relative to E_{vac} , and CH_4 is more strongly bound.

The methane adsorption may be modelled semi-quantitatively including only the interaction between the $2a_1$ level of CH_4 at ε_a and a typical $6s$ bonding orbital of Au_n^Q at ε_s with an occupancy of $2 - \frac{Q}{en_s}$ electrons. Here n_s is the number of s levels which are available for bonding. Solving this simple two-level model, we find the adsorption energy for methane is given by

$$E_{ads} \approx E_{ads}^0 - \frac{Q}{2en_s} \left(\varepsilon_a - \varepsilon_s + \sqrt{(\varepsilon_a - \varepsilon_s)^2 + 4|V|^2} \right) \quad (2)$$

$$\approx E_{ads}^0 - \frac{Q}{2en_s} \frac{2|V|^2}{|\varepsilon_a - \varepsilon_s|}, \text{ for } |V| \ll |\varepsilon_a - \varepsilon_s|, \quad (3)$$

where E_{ads}^0 is the adsorption energy on the neutral gold species and $|V|^2 \approx 3.40 \text{ eV}^2$ is the coupling matrix element between the $6s$ levels of Au_n and the $2a_1$ level of CH_4 . Such a simple model has previously proven effective for describing the binding with the d -band of H_2 on transition metal surfaces.⁴² A derivation of the two-level model and the parameters employed is provided in Supporting Information.

We find that this simple two-level model describes the adsorption of CH_4 on Au_n semi-quantitatively, as shown in Figure 4(a). Here we have assumed all the $6s$ levels play a role in the adsorption

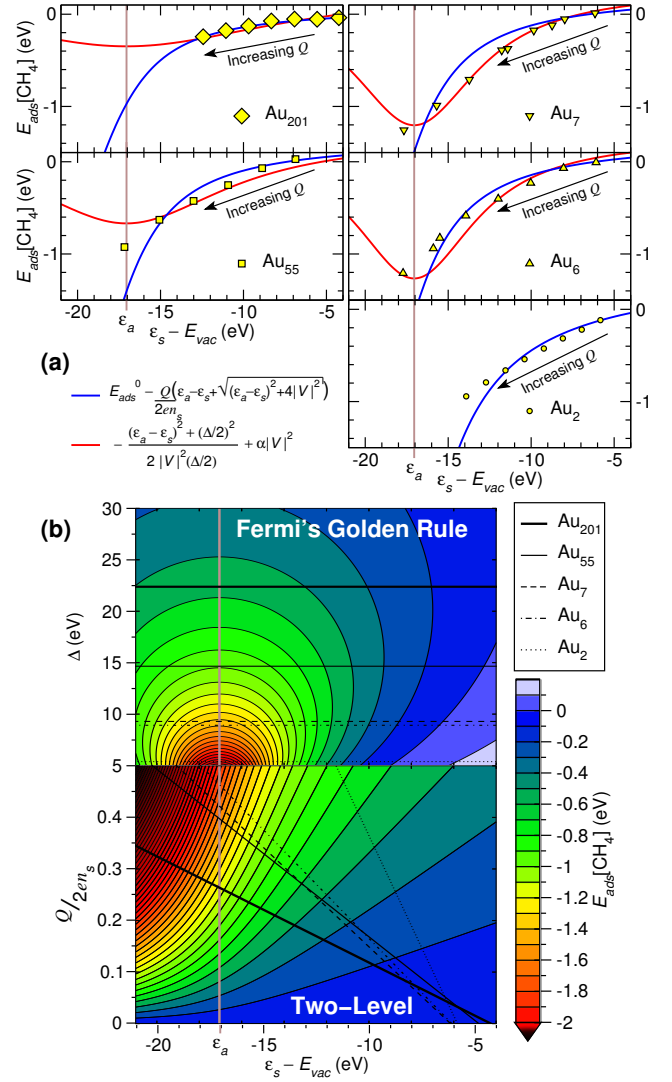


Figure 4. (a) Methane adsorption energy $E_{ads}[\text{CH}_4]$ in eV versus average energy of the gold $6s$ levels ε_s in eV relative to the vacuum level E_{vac} for Au_2 (\circ), Au_6 (\triangle), Au_7 (∇), Au_{55} (\square), and Au_{201} (\diamond) for increasing total charge $Q \geq 0$. A Fermi's Golden Rule based fit (red) and a two-level model fit (blue) are provided for comparison. (b) Contour plot of methane adsorption energy $E_{ads}[\text{CH}_4]$ in eV from (top) Fermi's Golden Rule model versus width of the gold $6s$ levels Δ in eV and (bottom) two-level model versus emptying of the gold $6s$ levels $\frac{Q}{2en_s}$ and the average energy of the $6s$ levels ε_s in eV relative to the vacuum level E_{vac} for Au_2 , Au_6 , Au_7 , Au_{55} , and Au_{201} .

for the small clusters ($n = 2, 6,$ and 7), while for the larger gold nanoparticles we have included 15 and 37 $6s$ levels for Au_{55} and Au_{201} , respectively. However, for the larger gold nanoparticles the methane $2a_1$ level interacts with a distribution of many gold $6s$ levels, i.e. $\rho_s(\varepsilon)$. In this case, the adsorption energy is $-\hbar$ times the total transition rate $W_{a \rightarrow s}$ between the methane $2a_1$ level and the effective continuum of gold $6s$ levels. The total transition rate may be obtained to lowest order from Fermi's Golden Rule, so that

$$E_{ads} \approx -\hbar W_{a \rightarrow s} \approx -2\pi |V|^2 \tilde{\rho}_s(\varepsilon_a) \approx -\frac{2|V|^2 (\Delta/2)}{(\varepsilon_a - \varepsilon_s)^2 + (\Delta/2)^2}, \quad (4)$$

where $\tilde{\rho}_s(\varepsilon)$ is the effective density of $6s$ levels of Au_n^Q . In the wide-band limit, $\tilde{\rho}_s(\varepsilon)$ is a Lorentzian distribution centered at ε_s with a lifetime $\tau_s \approx \hbar/\Delta$, where Δ is the width of the $6s$ band of

Au_n^Q . As shown in Figure 4, the $2a_1$ level is at $\varepsilon_a \approx -17.05$ eV. Note that Equation (4) neglects the small repulsive interaction from the $5d$ levels of gold. This may be incorporated through an additional $\alpha|V|^2$ term,⁴² where $\alpha \approx 0.07$ eV⁻¹.

From Figure 4(a) we see that such a Fermi's Golden Rule based fit proves quite effective in describing the adsorption of CH_4 to the Au_n clusters for $n = 6, 7, 55, 201$. It should be noted that this procedure incorporates only two fitting parameters: the Au – CH_4 coupling matrix elements V and the coupling constant α . Since V and α depend only on the coupling between CH_4 and the metal s levels, they are expected to have similar values for all the gold species considered. This is indeed the case. On the other hand, the Fermi's Golden Rule based model breaks down for Au_2 . This is not surprising, as ρ_s for Au_2 is a strongly bimodal distribution, which cannot be described by a Lorentzian. A derivation of the Fermi's Golden Rule model and the parameters employed is provided in Supporting Information.

Figure 4(b) shows how the methane adsorption energy E_{ads} depends on the average energy of the s levels ε_s , the bandwidth Δ in the Fermi's Golden Rule model, and the emptying of the metal s level $\frac{Q}{2\varepsilon_s}$ in the two-level model. As the nanoparticle's size increases, so does the bandwidth, resulting in a weaker methane adsorption according to the Fermi's Golden Rule model. In the two-level model, emptying the metal s level by the same amount shifts ε_s down by a smaller amount for smaller nanoparticles. Because of this, smaller nanoparticles require a greater emptying of the s level to obtain the same methane adsorption. Using Figure 4(b), one may estimate the adsorption energy of methane on nanoparticles of arbitrary size, positive charge, and metallic composition based on only the average energy of the s levels and either their bandwidth or emptying. In this way, one may use charging to tune ε_s , and thus control and predict methane's adsorption energy. This is a critically important first step towards tuning the catalytic activity of metal nanoparticles.

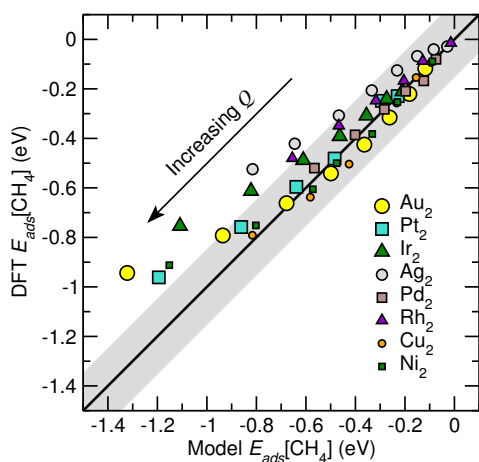


Figure 5. Methane adsorption energy $E_{ads}[\text{CH}_4]$ in eV from DFT versus a two-level model for Au_2 (○), Pt_2 (□), Ir_2 (△), Ag_2 (○), Pd_2 (□), Rh_2 (△), Cu_2 (○), and Ni_2 (□) for increasing total charge $Q \geq 0$. Grey regions depict the standard deviation.

In Figure 5 we compare the two-level model with DFT for CH_4 adsorption on all fcc transition metal dimers (X_2 for $\text{X} \in \{\text{Au}, \text{Pt}, \text{Ir}, \text{Ag}, \text{Pd}, \text{Rh}, \text{Cu}, \text{Ni}\}$). We find $E_{ads}[\text{CH}_4]$ increases in strength as the metal dimers are more positively charged ($Q \geq 0$). The two-level model describes the calculated adsorption energies for CH_4 on X_2 semi-quantitatively, with a standard deviation of $\sigma \approx \pm 0.15$ eV. This confirms that the interaction with the metal dimers is mostly

between the occupied metal s levels and the methane $2a_1$ level.

We have shown that by positively charging gold nanoparticles, one may tune the adsorption of CH_4 . This is in contrast to O_2 adsorption. This suggests through surface or electrostatic doping it may be possible to control the charge of the gold cluster, thereby making CH_4 adsorb stronger than O_2 , and allowing one to perform delicate oxidation on gold. Further, the success of the predictive models employed suggests the mechanism of CH_4 adsorption is predominantly hybridization between the $2a_1$ level of methane and the s levels of the metal. This result is general, applying from small clusters to large nanoparticles, and for all fcc transition metals dimers. The mechanism we propose provides a new strategy to tune both the adsorption and catalytic activities of organic molecules on metallic nanoparticles.

■ ASSOCIATED CONTENT

📄 Supporting Information

Comparison of xc-functionals, methane decomposition barrier, model derivations, model parameters, total energies, optimized geometries, and oxygen reference energy. This material is available free of charge via the Internet at <http://pubs.acs.org>.

■ AUTHOR INFORMATION

Corresponding Authors

*E-mail: duncan.mowbray@gmail.com (D.J.M.).

*E-mail: annapaola.migani@cin2.es (A.M.).

*E-mail: angel.rubio@ehu.es (A.R.).

Notes

The authors declare no competing financial interest.

■ ACKNOWLEDGMENTS

We acknowledge funding by the European Research Council Advanced Grant DYnamo (ERC-2010-AdG-267374), Spanish Grants (FIS2010-21282-C02-01 and PIB2010US-00652), Grupos Consolidados UPV/EHU del Gobierno Vasco (IT-578-13), and the European Commission project CRONOS (280879-2 CRONOS CP-FP7). DJM acknowledges funding through the Spanish ‘‘Juan de la Cierva’’ program (JCI-2010-08156). AM acknowledges funding through JAE DOC and the European Social Fund. GW acknowledges funding through the HPC-Europa2 Programme (Project No. 228398).

■ REFERENCES

- (1) Schwarz, H. Chemistry with Methane: Concepts Rather than Recipes. *Angew. Chem. Int. Ed.* **2011**, *50*, 10096–10115.
- (2) Zhu, Q.; Wegener, S. L.; Xie, C.; Uche, O.; Neurock, M.; Marks, T. J. Sulfur as a selective ‘soft’ oxidant for catalytic methane conversion probed by experiment and theory. *Nat. Chem.* **2013**, *5*, 104–109.
- (3) Ab Rahim, M. H.; Forde, M. M.; Jenkins, R. L.; Hammond, C.; He, Q.; Dimitratos, N.; Lopez-Sanchez, J. A.; Carley, A. F.; Taylor, S. H.; Willock, D. J. *et al.* Oxidation of Methane to Methanol with Hydrogen Peroxide Using Supported Gold–Palladium Alloy Nanoparticles. *Angew. Chem. Int. Ed.* **2013**, *52*, 1280–1284.
- (4) Haruta, M.; Tsubota, S.; Kobayashi, T.; Kageyama, H.; Genet, M. J.; Delmon, B. Low-Temperature Oxidation of CO over Gold Supported on TiO_2 , $\alpha\text{-Fe}_2\text{O}_3$, and Co_3O_4 . *J. Catal.* **1993**, *144*, 175–192.
- (5) Haruta, M. Gold as a novel catalyst in the 21st century: Preparation, working mechanism and applications. *Gold Bull.* **2004**, *37*, 27–36.
- (6) Haruta, M. Catalysis: Gold rush. *Nature* **2005**, *437*, 1098–1099.
- (7) Bond, G. C.; Louis, C.; Thompson, D. T. *Catalysis by Gold*; Imperial College Press: London, U.K., 2006.
- (8) Hashmi, A. S. K.; Hutchings, G. J. Gold Catalysis. *Angew. Chem. Int. Ed.* **2006**, *45*, 7896–7936.
- (9) Hvolbæk, B.; Janssens, T. V. W.; Clausen, B. S.; Falsig, H.; Christensen, C. H.; Nørskov, J. K. Catalytic activity of Au nanoparticles. *Nano Today* **2007**, *2*, 14–18.
- (10) Baker, T. A.; Liu, X.; Friend, C. M. The mystery of gold's chemical activity: local bonding, morphology and reactivity of atomic oxygen. *Phys. Chem. Chem. Phys.* **2011**, *13*, 34–46.

- (11) Walther, G.; Jones, G.; Jensen, S.; Quaade, U. J.; Horch, S. Oxidation of methane on nanoparticulate Au/TiO₂ at low temperature: A combined microreactor and DFT study. *Catal. Today* **2009**, *142*, 24–29.
- (12) Walther, G.; Cervera-Gontard, L.; Quaade, U. J.; Horch, S. Low temperature methane oxidation on differently supported 2 nm Au nanoparticles. *Gold Bull.* **2009**, *42*, 13–19.
- (13) Nørskov, J. K.; Bligaard, T.; Logadottir, A.; Kitchin, J. R.; Chen, J. G.; Pandelov, S.; Stimming, U. Trends in the exchange current for hydrogen evolution. *J. Electrochem. Soc.* **2005**, *152*, J23–J26.
- (14) Jiang, T.; Mowbray, D. J.; Dobrin, S.; Falsig, H.; Hvolbæk, B.; Bligaard, T.; Nørskov, J. K. Trends in CO Oxidation Rates for Metal Nanoparticles and Close-Packed, Stepped, and Kinked Surfaces. *J. Phys. Chem. C* **2009**, *113*, 10548–10553.
- (15) Yoon, B.; Häkkinen, H.; Landman, U. Interaction of O₂ with gold clusters: Molecular and dissociative adsorption. *J. Phys. Chem. A* **2003**, *107*, 4066–4071.
- (16) Chrétien, S.; Metiu, H. O₂ evolution on a clean partially reduced rutile TiO₂(110) surface and on the same surface precovered with Au₁ and Au₂: The importance of spin conservation. *J. Chem. Phys.* **2008**, *129*, 074705.
- (17) Roldán, A.; Ricart, J. M.; Illas, F.; Pacchioni, G. O₂ adsorption and dissociation on neutral, positively and negatively charged Au_n (*n* = 5 – 79) clusters. *Phys. Chem. Chem. Phys.* **2010**, *12*, 10723–10729.
- (18) Larsen, A. H.; Kleis, J.; Thygesen, K. S.; Nørskov, J. K.; Jacobsen, K. W. Electronic shell structure and chemisorption on gold nanoparticles. *Phys. Rev. B* **2011**, *84*, 245429.
- (19) Jones, C. J.; Taube, D.; Ziatdinov, V. R.; Periana, R. A.; Nielsen, R. J.; Osgaard, J.; Goddard III, W. A. Selective oxidation of methane to methanol catalyzed, with C-H activation, by homogeneous, cationic gold. *Angew. Chem. Int. Ed.* **2004**, *43*, 4626–4629.
- (20) Lang, S. M.; Bernhardt, T. M.; Barnett, R. N.; Landman, U. Methane Activation and Catalytic Ethylene Formation on Free Au₂⁺. *Angew. Chem. Int. Ed.* **2010**, *49*, 980–983.
- (21) Lang, S. M.; Bernhardt, T. M.; Barnett, R. N.; Landman, U. Size-Dependent Binding Energies of Methane to Small Gold Clusters. *ChemPhysChem* **2010**, *11*, 1570–1577.
- (22) Lang, S. M.; Bernhardt, T. M.; Barnett, R. N.; Landman, U. Temperature-Tunable Selective Methane Catalysis on Au₂⁺: From Cryogenic Partial Oxidation Yielding Formaldehyde to Cold Ethylene Production. *J. Phys. Chem. C* **2011**, *115*, 6788–6795.
- (23) Lang, S. M.; Bernhardt, T. M. Methane activation and partial oxidation on free gold and palladium clusters: Mechanistic insights into cooperative and highly selective cluster catalysis. *Faraday Discuss.* **2011**, *152*, 337–351.
- (24) Walther, G. Methane oxidation on supported gold catalysts. Ph.D. thesis, Technical University of Denmark, Kongens Lyngby, Denmark, 2008.
- (25) Chrétien, S.; Metiu, H. Density functional study of the charge on Au_n clusters (*n* = 1 – 7) supported on a partially reduced rutile TiO₂(110): Are all clusters negatively charged? *J. Chem. Phys.* **2007**, *126*, 104701.
- (26) Chrétien, S.; Metiu, H. Density functional study of the interaction between small Au clusters, Au_n (*n* = 1 – 7) and the rutile TiO₂ surface. I. Adsorption on the stoichiometric surface. *J. Chem. Phys.* **2007**, *127*, 084704.
- (27) Chrétien, S.; Metiu, H. Density functional study of the interaction between small Au clusters, Au_n (*n* = 1 – 7) and the rutile TiO₂ surface. II. Adsorption on a partially reduced surface. *J. Chem. Phys.* **2007**, *127*, 244708.
- (28) Mortensen, J. J.; Hansen, L. B.; Jacobsen, K. W. Real-space grid implementation of the projector augmented wave method. *Phys. Rev. B* **2005**, *71*, 035109.
- (29) Enkovaara, J.; Rostgaard, C.; Mortensen, J. J.; Chen, J.; Dułak, M.; Ferrighi, L.; Gavnholt, J.; Glinsvad, C.; Haikola, V.; Hansen, H. A. *et al.* Electronic structure calculations with GPAW: a real-space implementation of the projector augmented-wave method. *J. Phys. Condens. Mat.* **2010**, *22*, 253202.
- (30) Hammer, B.; Hansen, L. B.; Nørskov, J. K. Improved adsorption energetics within density-functional theory using revised Perdew-Burke-Ernzerhof functionals. *Phys. Rev. B* **1999**, *59*, 7413–7421.
- (31) Stroppa, A.; Kresse, G. The shortcomings of semi-local and hybrid functionals: what we can learn from surface science studies. *New J. Phys.* **2008**, *10*, 063020.
- (32) Perdew, J. P.; Burke, K.; Ernzerhof, M. Generalized Gradient Approximation Made Simple. *Phys. Rev. Lett.* **1996**, *77*, 3865.
- (33) Dion, M.; Rydberg, H.; Schröder, E.; Langreth, D. C.; Lundqvist, B. I. Van der Waals Density Functional for General Geometries. *Phys. Rev. Lett.* **2004**, *92*, 246401.
- (34) Mowbray, D. J.; Martinez, J. I.; García Lastra, J. M.; Thygesen, K. S.; Jacobsen, K. W. Stability and Electronic Properties of TiO₂ Nanostructures With and Without B and N Doping. *J. Phys. Chem. C* **2009**, *113*, 12301–12308.
- (35) Lopez, N.; Janssens, T. V. W.; Clausen, B. S.; Xu, Y.; Mavrikakis, M.; Bligaard, T.; Nørskov, J. K. On the origin of the catalytic activity of gold nanoparticles for low-temperature CO oxidation. *J. Catal.* **2004**, *223*, 232–235.
- (36) Falsig, H.; Hvolbæk, B.; Kristensen, I. S.; Jiang, T.; Bligaard, T.; Christensen, C. H.; Nørskov, J. K. Trends in the Catalytic CO Oxidation Activity of Nanoparticles. *Angew. Chem. Int. Ed.* **2008**, *47*, 4835–4839.
- (37) Walther, G.; Mowbray, D. J.; Jiang, T.; Jones, G.; Jensen, S.; Quaade, U. J.; Horch, S. Oxidation of CO and H₂ by O₂ and N₂O on Au/TiO₂ catalysts in microreactors. *J. Catal.* **2008**, *260*, 86–92.
- (38) Grabow, L. C.; Studt, F.; Abild-Pedersen, F.; Petzold, V.; Kleis, J.; Bligaard, T.; Nørskov, J. K. Descriptor-Based Analysis Applied to HCN Synthesis from NH₃ and CH₄. *Angew. Chem. Int. Ed.* **2011**, *50*, 4601–4605.
- (39) Bader, R. F. W. *Atoms in Molecules: A Quantum Theory*; Oxford University: Oxford, U.K., 1990.
- (40) Diebold, U. The surface science of titanium dioxide. *Surf. Sci. Rep.* **2003**, *48*, 53–229.
- (41) Ostermann, D.; Walther, G.; Schierbaum, K. D. Local-barrier-height images of TiO₂(110) surfaces. *Phys. Rev. B* **2005**, *71*, 235416.
- (42) Hammer, B.; Nørskov, J. K. Electronic factors determining the reactivity of metal surfaces. *Surf. Sci.* **1995**, *343*, 211–220.