

SURFACES OF SMALL DIAMETER WITH LARGE WIDTH

YEVGENY LIOKUMOVICH

ABSTRACT. Given a 2-dimensional surface M and a constant C we construct a Riemannian metric g , so that diameter $diam(M, g) \leq 1$ and every 1-cycle dividing M into two regions of equal area has length $> C$. It follows that there exists no universal inequality bounding 1-width of M in terms of its diameter. This answers a question of Stéphane Sabourau.

1. INTRODUCTION

In this paper we study the relationship between isoperimetric profile of a Riemannian closed 2-surface M and its diameter d . Let g denote the genus of M . The first result of this paper is

Theorem 1.1. *For every $\epsilon \in (0, \frac{1}{2})$ there exists a constant $C(\epsilon) \leq \epsilon^{-\frac{1}{\log_2(3/2)}}$, such that for any Riemannian metric on M one can find a simple closed curve of length $\leq (C(\epsilon) + 8g)d$ subdividing M into two regions, each of area $\geq (\frac{1}{2} - \epsilon)Area(M)$.*

For a non-orientable surface the genus g in the theorem can be replaced by a smaller quantity $\frac{1}{2}rankH_1(M, \mathbb{Z}_2)$. This is a generalization of Theorem 6.2 in [10], where the result is proven for 2-spheres.

In this paper we show that the optimal constant in Theorem 1.1 goes to infinity as $\epsilon \rightarrow 0$.

This is the case even if we use a collection of closed curves to subdivide M . We will formulate the result for Lipschitz 1-cycles, which generalize finite combinations of closed curves. For example, they include curves traversed multiple times. We will construct Riemannian closed surfaces of small diameter with the following property: if a minimal filling of a 1-cycle has area close to half of the area of the surface, then the cycle must be very long. As a special case this implies that a collection of simple closed curves subdividing M into two parts of equal area must have large total length.

Let \mathbb{k} be an abelian group. Recall that Lipschitz k -chains with coefficients in \mathbb{k} are finite sums $\sum a_i f_i$, where $a_i \in \mathbb{k}$ and f_i are Lipschitz maps from the k -simplex Δ^k to M . The volume of a k -chain $c = \sum a_i f_i$ denoted by $|c|$ is defined to be $\sum |a_i| \int_{\Delta^k} f_i^* g$. The boundary map δ is defined as in the singular homology theory.

Throughout this paper we will assume that $\mathbb{k} = \mathbb{Z}$ if M is orientable and $\mathbb{k} = \mathbb{Z}_2$ otherwise.

Given a Lipschitz k -cycle c we define its filling volume $Fill(c) = \inf\{|A|\}$, where the infimum is taken over all $k + 1$ Lipschitz chains A with $\partial A = c$.

Theorem 1.2. *For every closed surface M and every $C > 0$ there exists a Riemannian metric g on M , such that diameter of (M, g) equals 1 and every Lipschitz 1-cycle c with $Fill(c) = \frac{1}{2}Area(M)$ has length $|c| \geq C$.*

The flat pseudo-norm of a k -chain c is defined as the infimum of $|c - \partial A| + |A|$ over all Lipschitz $(k + 1)$ -chains A . We identify two chains if their difference has flat pseudo-norm equal to 0. The completion of this space is called the space of integral flat k -chains and will be denoted by $Z_k(M, \mathbb{k})$. For details of construction of $Z_k(M, \mathbb{k})$ and its properties see a paper of W. Fleming [5].

The topology of the space of cycles has been studied by F. Almgren in the 60s. In his PhD thesis he established an isomorphism between the m -th homotopy group of the space of flat k -cycles $\pi_m(Z_k(M, \mathbb{k}))$ and $(m+k)$ -th homology group $H_{m+k}(M; \mathbb{k})$ of M [1]. A family of cycles that corresponds to a non-trivial element of homology of M is called a sweep-out of M and the volume of the largest cycle in the sweep-out is called the width of the sweep-out. The k -width of M , $W_k(M)$, is defined to be the infimum over widths of all sweep-outs of M by k -cycles. When $k = 1$, $W_1(M)$ is sometimes called a *diastole* of M ([2]). $W_k(M)$ is an important geometric invariant of a Riemannian manifold. Almgren proved that every manifold admits a stationary k -cycle of volume $\leq W_k(M)$ and J. Pitts obtained regularity results for this cycle (see [11]).

Various inequalities relating $W_k(M)$ to other geometric invariants of M exist in the literature. L. Guth in [7] proved that for every bounded open subset U of \mathbb{R}^n $W_k(U) \leq C(n)|U|^{\frac{k}{n}}$, where $C(n)$ depends on the dimension n only.

F. Balacheff and S. Sabourau proved in [2] that for any Riemannian surface of genus g , $W_1(M) \leq C\sqrt{g+1}\sqrt{|M|}$ for a universal constant C .

The author learnt from A. Nabutovsky of the following question asked by S. Sabourau in a private conversation. Is it possible to construct metrics on a Riemannian 2-sphere of bounded diameter and arbitrarily large 1-width? Previously it has been shown in [9] that the width of an ‘‘optimal’’ sweep-out of a 2-sphere by closed curves, rather than cycles, can not be controlled in terms of diameter. We generalize the result in [9] and answer the question of Sabourau positively.

Theorem 1.3. *For any smooth closed 2-surface M and any $C > 0$ there exists a Riemannian metric on M such that $diam(M) = 1$ and $W_1(M) \geq C$.*

The construction relies on the idea of S. Frankel and M. Katz in [6] of defining metrics using embeddings of trees.

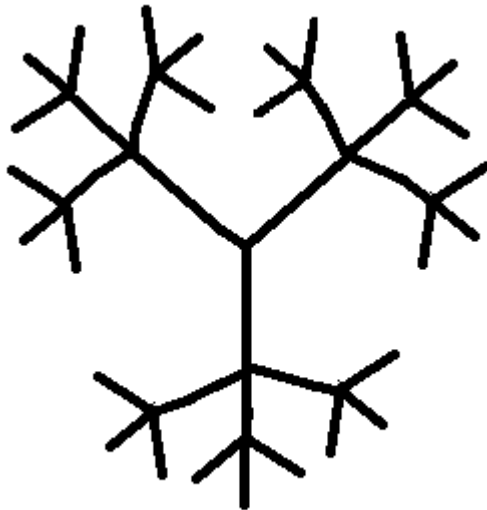


FIGURE 1. Ternary tree

We embed a ternary tree T (see Figure 1) into the manifold and define a metric on M , such that

- (1) the diameter of M is ≤ 1 ;
- (2) the area of M is mostly concentrated in a small neighbourhood of T ;
- (3) the distance between non-adjacent edges of T is bounded from below by some positive constant.

Then one observes that to subdivide a ternary tree into two equal parts by a collection of closed curves, one either has to have one closed curve that intersects many edges or many short closed curves or some combination of both.

One concludes that the total length of a 1-cycle dividing M into two parts of equal area must be large.

We first prove the result for a Riemannian metric on the 2-sphere $M = (S^2, g)$ and then extend it to general surfaces.

Acknowledgements. The author would like to thank Alexander Nabutovsky, Regina Rotman and Florent Balacheff for valuable discussions of this paper. The author is thankful to the anonymous referee for many suggestions that helped to improve the exposition.

The author was supported by Natural Sciences and Engineering Research Council (NSERC) CGS scholarship.

2. UPPER BOUND ON THE LENGTH OF A SUBDIVIDING CURVE

In this section we prove Theorem 1.1.

Let n denote the number of generators in a minimal basis for homology group $H_1(M; \mathbb{k})$.

Let $a \in M$ be any point. There exists a collection $\Gamma = \{\gamma_1, \dots, \gamma_n\}$ of simple loops based at a that form a basis for homology $H_1(M, \mathbb{k})$. Furthermore, they can be chosen so that they do not pairwise intersect except at the point a , and $|\gamma_i| \leq 2d$. Indeed, following an argument of M.Gromov in [8] we can construct them inductively as follows. Let γ_1 be the shortest homologically non-trivial loop based at a and define γ_k to be the shortest loop based at a that is homologically independent from $\{\gamma_1, \dots, \gamma_{k-1}\}$. Choose a constant speed parametrization of γ_k . Then two arcs of γ_k from a to the point $b = \gamma_k(\frac{1}{2})$ are minimizing geodesics. Moreover, these are the only minimizing geodesics from a to b . For suppose there is a different path α from a to b of length $\leq \frac{1}{2}|\gamma_k|$. Set $\beta_1 = \alpha + \gamma_k|_{[\frac{1}{2}, 1]}$ and $\beta_2 = \gamma_k|_{[0, \frac{1}{2}]} - \alpha$. We observe that by smoothing out the corner of β_i at the point b we can make it strictly shorter than γ_k . It follows that β_1 and β_2 are generated by $\{\gamma_1, \dots, \gamma_{k-1}\}$ and hence so is γ_k . This is a contradiction.

Since each loop is length minimizing until the midpoint and there are no other length minimizing geodesics from a to the midpoint, it follows that two loops do not intersect except at a .

We cut surface M along the curves of Γ to obtain a manifold with boundary D . Since curves of Γ are homologically independent, successively cutting along them does not separate the surface. Hence, D is connected. We claim that it is homeomorphic to a disc. Let U be a small tubular neighbourhood of the union of curves in Γ . Consider Mayer-Vietoris sequence for the decomposition $M = U \cup D$. Map $H_1(U \cap D; \mathbb{k}) \rightarrow H_1(U; \mathbb{k}) \oplus H_1(D; \mathbb{k})$ sends the generator of homology of $U \cap D \simeq S^1$ to 0. Map $H_1(U; \mathbb{k}) \oplus H_1(D; \mathbb{k}) \rightarrow H_1(M; \mathbb{k})$ is an isomorphism when restricted to $H_1(U; \mathbb{k})$. Hence, $H_1(D; \mathbb{k}) = 0$ and it follows that D is a disc. The length of the boundary of D satisfies $|\partial D| \leq 4nd$.

By Theorem 6.1 B in [10] for every $\delta > 0$ there exists a curve β of length $\leq 2 \sup_{x \in D} \text{dist}(x, \partial D) + \delta \leq 2d + \delta$ with endpoints on the boundary of ∂D , which does not self-intersect and divides D into subdiscs D_1 and D_2 satisfying $\frac{1}{3} \text{Area}(D) - \delta^2 \leq \text{Area}(D_i) \leq \frac{2}{3} \text{Area}(D) + \delta^2$. We keep applying the theorem to subdivide each subdisc into smaller subdiscs. After $N = \lceil \log_{\frac{2}{3} + o(\epsilon)}(2\epsilon) \rceil + 1$ iterations we subdivide D into $2^N = (2\epsilon)^{-\frac{1}{\log_2(3/2)} + o(\delta)}$ subdiscs of area less than $2\epsilon A(D)$. By choosing δ sufficiently small we can make $2^N < \epsilon^{-\frac{1}{\log_2(3/2)}}$.

It is well-known that every cell subdivision of a 2-disc into a finite collection of cells is shellable, that is, we can enumerate these N discs by integers $1, \dots, N$ so that

for every positive integer $k < N$ the union of the first k discs is homeomorphic to a disc. Hence, we can start adjoining discs one by one until we obtain a subdisc of area within ϵ of $\frac{1}{2}Area(M)$. Then the length of the boundary of this disc will be bounded by $(2^N + 4n)d + o(\delta) < (\epsilon^{-\frac{1}{\log_2(3/2)}} + 8g)d$ for δ sufficiently small.

3. SPHERES THAT ARE HARD TO SUBDIVIDE

We prove Theorem 1.2 in the case when $M = (S^2, g)$.

1. Embedding of a ternary tree in M

We use a construction similar to that of S. Frankel and M. Katz [6].

The difference with construction in [6] is that we use a ternary tree instead of a binary tree. Define a ternary tree of height n inductively as follows. Ternary tree of height 0 is a point. A ternary tree of height n is obtained by taking a ternary tree of height $n - 1$ and attaching 3 new edges to each vertex that has less than 3 edges. Let the function $N(h) = \frac{3}{2}(3^h - 1)$ denote the number of edges in a ternary tree of height h .

Given a ternary tree T of height h we will define an embedding $\iota : T \rightarrow S^2$ and a metric g on S^2 , such that diameter of (S^2, g) is ≤ 1 and the distance between images of non-adjacent edges is $\geq 3/4$. We do it in the following way.

Consider hyperbolic plane \mathbb{H}^2 of constant negative curvature $-K^2$. Let D be a closed disc of radius $1/2$ in \mathbb{H}^2 . Fix a large constant $h \in \mathbb{N}$. Subdivide the boundary of D into $2N(h)$ equal intervals. We require that K is large enough so that the following holds:

- (1) the distance between the endpoints of an interval, denoted by E , is $\geq 3/4$;
- (2) all but $\frac{1}{N(h)}$ of area of D is contained within $\frac{1}{4}$ -neighbourhood of the boundary.

We define a quotient map q on ∂D that identifies pairs of intervals in such a way that $q(\partial D)$ is a ternary tree T with $N(h)$ edges. In other words, we consider a closed tour of the tree so that each edge is traversed twice, and regard this tour as a map $q : S^1 = \partial D \rightarrow T$. We then extend q to a map of D to a sphere M so that it is an isometry on the interior of D . We can think of it as “gluing” the boundary of D onto a ternary tree T to obtain a sphere M with singular metric on T and hyperbolic metric on the open set $M \setminus T$.

Remark 3.1. Alternatively, as was suggested to the author by F. Balacheff, one could consider a $2N(h)$ -gon made out of $2N(h)$ flat equilateral triangles with a common vertex. Edges of the $2N(h)$ -gon are pairwise identified to obtain a ternary tree in the same way we did it above for the hyperbolic disc. We obtain a singular metric on the sphere satisfying properties (1)-(3) from the introduction. If we glue triangles adjacent to the same edge of the ternary tree so that they make two sides of “one triangle”, we can visualize this example as in Figure 2.

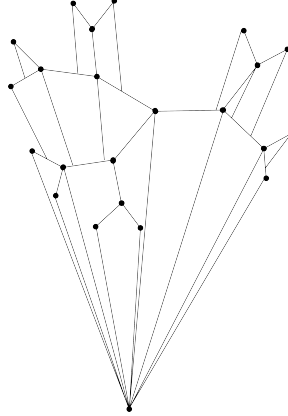


FIGURE 2. Sphere that is hard to subdivide. Figure courtesy of F. Balacheff.

The difference between these two constructions is that negative curvature in the first case is uniformly distributed over the complement of tree T and in the second case it is concentrated at a point (the central vertex). To prove Theorem 1.2 we will use the first construction with hyperbolic disc. The argument can be adopted to prove the same result for the sphere on Figure 2.

The main fact about hyperbolic geometry that we will be using is the isoperimetric inequality in \mathbb{H}^2 .

Theorem 3.2. *Let \mathbb{H}^2 be the 2-dimensional hyperbolic space of constant curvature $-K^2$. Then for every integral flat 1-cycle c we have $|c| \geq K \text{Fill}(c)$*

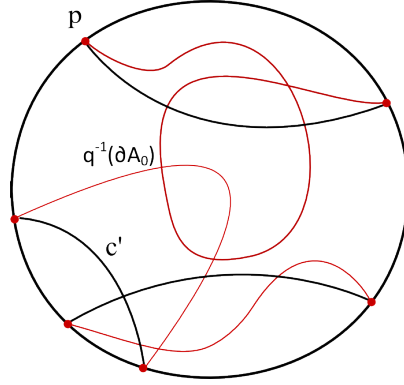
For the proof see [3]. Isoperimetric inequality holds for cycles with coefficients in \mathbb{Z} or \mathbb{Z}_2 .

2. Plan of the proof

Let c be a cycle whose minimal filling A has area close to half of the volume of M . We will prove that if height h of the embedded ternary tree is large enough then $|c| \geq \frac{h}{3}$.

We will successively approximate cycle c by 1-cycles with certain special properties that will allow us to relate its length and the area enclosed by it to the way it intersects the ternary tree. In the process of approximation the length and filling area of the cycle will change, but in a controlled way.

In section 3 we will replace all arcs of $c \cap M \setminus T$ with geodesic arcs in the hyperbolic disc $M \setminus T$. The 2-chain filling this new cycle we will denote by A_1 . From the isoperimetric inequality in hyperbolic plane it will follow that the difference $|\text{Fill}(c) - |A_1||$ can be bounded in terms of length of the cycle c (see (3.1)).

FIGURE 3. Constructing new cycle ∂A_1

Our second approximation (section 4) will be to erase all arcs of ∂A_1 that have length $< E$ (distance between two adjacent vertices of the tree). Again the area will change by an amount controlled by $|c|$ as in (3.3). The resulting 2-chain we call A_2 .

In section 5 we show that the area enclosed by a cycle is proportional (up to a small error) to the number of edges of tree T enclosed by it.

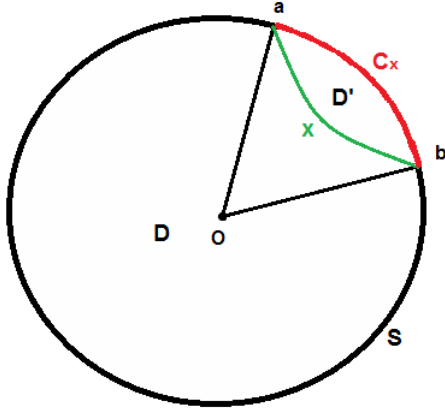
In section 6 we give a combinatorial argument based on simple Lemma 3.3 showing that if $|\frac{|M|}{2} - |A_2|$ is small, then the sum of total number of whole edges of T in $\partial A_2 \cap T$ and arcs of $\partial A_2 \setminus T$ must be large. By inequality (3.4) this implies that the length of ∂A_1 is large. Combining this with inequalities (3.1) and (3.3) we conclude that the length of c must be large.

3. Approximating $|c|$ by images of geodesic arcs

Let A be a Lipschitz chain in M filling c with $||A| - \frac{1}{2}|M|| < \epsilon$ for some small positive $\epsilon < \frac{|M|}{N}$. It is a well-known result in geometric measure theory that an integral Lipschitz chain can be approximated by a chain $A_0 = \sum a_i f_i$ where each f_i is smooth and $|A| - |A_0|$ and $|\partial A| - |\partial A_0|$ are arbitrarily small (see [4], 4.2.20). We make another small perturbation to ensure that ∂A_0 intersects the tree T transversally and does not intersect vertices of T . Further we may assume that $\partial A_0 = \sum c_i$, where each c_i is either a closed curve in $M \setminus T$ or an arc with endpoints on T whose interior avoids the tree T .

We construct a new 2-chain A_1 as follows. For each cycle $c_i \in \partial A_0$ that avoids the tree T we can fill it by a 2-cycle of area $\leq \frac{2}{K}|c_i|$.

Let c_i be an arc with endpoints on T . We replace it with a geodesic arc in $M \setminus T$ in the following way. Observe that the pre-image $q^{-1}(\partial A_0)$ is a 1-chain in $D \subset \mathbb{H}^2$ with $p = \partial q^{-1}(\partial A_0)$ a 0-cycle in ∂D (see Figure 3). We fill p in D by a minimizing 1-cycle c' which consists of geodesic arcs in D . Then $\partial c' - q^{-1}(\partial A_0)$ is a cycle of length $\leq 2|\partial A_0|$ (since c' is minimizing). Hence, we can fill it by a 2-chain B of

FIGURE 4. Short arc of length x on a hyperbolic disc D

area $\leq \frac{4}{K}|\partial A_0|$. Define $A_1 = q(q^{-1}(A_0) + B)$. Then ∂A_1 is a union of arcs whose pre-images under the quotient map are geodesics with endpoints on ∂D .

We have the following relationship between A_1 and the original cycle c :

$$(3.1) \quad \begin{aligned} |c| &\geq |\partial A_1|, \\ |\text{Fill}(c) - A_1| &\leq \frac{4}{K}|c| \end{aligned}$$

4. Replacing short arcs by arcs in T

Recall that by construction $M \setminus T$ is isometric to an open disc of radius $\frac{1}{2}$ in the hyperbolic plane. Each arc of $\partial A_1 \setminus T$ separates $M \setminus T$ into two subdiscs. Let D' denote the smaller of subdiscs. Suppose the length of an arc l is smaller than E , the distance between neighbouring vertices of T . We will call such an arc a short arc. Then we show that the area of D' satisfies the following inequality.

$$(3.2) \quad |D'| \leq \frac{|M|}{N(h)}|l|$$

Indeed, let a and b be two points on unit circle S in hyperbolic space, let $x = \text{dist}_{\mathbb{H}^2}(a, b)$ and C_x denote the length of the shorter arc of S from a to b (see Figure 4). Using hyperbolic trigonometry we observe that $\frac{x}{C_x}$ is a decreasing function of x . Let O denote the center of the hyperbolic disc. We observe that the area of a sector of the disc between Oa and Ob is proportional to C_x . If the length of an arc is equal to C_E then the area of the corresponding sector is $\frac{|M|}{2N(h)}$. Therefore the area of the

sector of D containing $q^{-1}(D')$ is $\frac{C_{|l|}}{C_E} \frac{|M|}{2N(h)} \leq \frac{|l|}{E} \frac{|M|}{2N(h)}$. Since $E \geq \frac{3}{4}$ we obtain that $|D'| \leq \frac{4}{3} \frac{|M|}{2N(h)} |l|$.

We replace each short arc c_i of ∂A_1 by the shortest path in T with the same endpoints and form this way a new 2-chain A_2 .

The boundary ∂A_2 then consists of long arcs of ∂A_1 connected by paths in T . We contract each path in T to the shortest path with the same endpoints. Clearly, this does not change the area of A_2 .

Let L_s denote the union of all short arcs in ∂A_1 . By (3.2) we obtain that the area of A_2 satisfies

$$(3.3) \quad |A_1| - \frac{|M|}{N(h)} |L_s| \leq |A_2| \leq |A_1| + \frac{|M|}{N(h)} |L_s|$$

We will also need an estimate relating the number of whole edges in $\partial A_2 \cap T$ to the length of L_s . Let l be a path in ∂A_1 with endpoints in T consisting entirely of short arcs. Suppose the shortest path in T connecting the endpoints of l contains n whole edges. As noted above the ratio $\frac{x}{C_x}$ of the length x of a geodesic path between two points on a circle in hyperbolic plane to the length C_x of the circular arc that connects them is a decreasing function of x . From this fact it is not hard to show that $|l| \geq nE$.

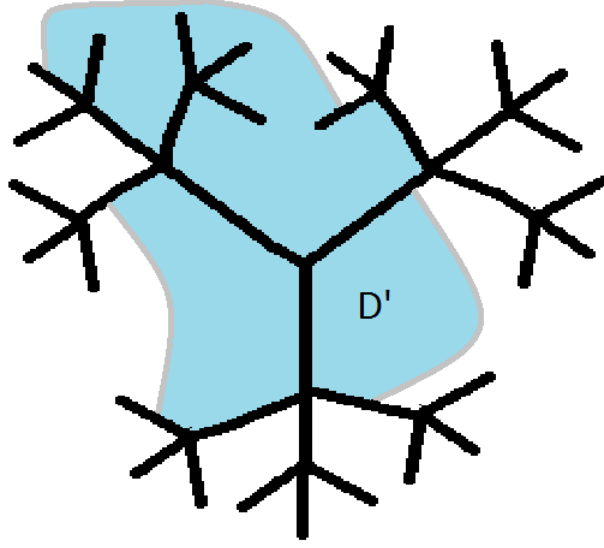
Let m_l be the number of arcs in $\partial A_2 \setminus T$. These are arcs of length $\geq E \geq \frac{3}{4}$ that lie in $\partial A_1 \cap \partial A_2$. Let m_s be the number of whole edges in $\partial A_2 \cap T$. We obtain that the length of ∂A_1 satisfies

$$(3.4) \quad |\partial A_1| \geq \frac{3}{4}(m_l + m_s)$$

5. Area and the number of edges enclosed by a cycle

In the estimates below we do not want to keep track of the exact value of small terms that will be shown negligible in the end. We will use the following notation. We will write $O(x)$ to denote a quantity that is between $-Cx$ and Cx for some constant C independent of N .

Suppose l is a long arc, i.e. $|l| > E$. Let e_1 and e_2 be edges of $\partial D \subset \mathbb{H}^2$ connected by $q^{-1}(l)$ and D' be one of the two discs in $D \setminus q^{-1}(l)$. Let N' denote the number of whole edges of ∂D whose interiors are contained in $\partial D'$. Recall that the distance E' between two non-adjacent edges e_1 and e_2 satisfies $\frac{3}{4} < E \leq E' \leq 1$. Geodesic l does not enter $\frac{1}{4}$ -neighbourhood of any edge other than e_1 , e_2 and possibly one of the neighbours of each e_1 and e_2 . Indeed, if there is a path α from a point on l to an edge non-adjacent to e_1 or e_2 then by triangle inequality $|l| + 2|\alpha| > \frac{3}{2}$, so

FIGURE 5. Calculating area of D'

as $|l| \leq 1$ we have $\alpha > \frac{1}{4}$. As all but at most $\frac{|M|}{N(h)}$ of area is concentrated in the $1/4$ -neighbourhood of the boundary we conclude that the area of D' is given by

$$(3.5) \quad |D'| = \frac{|M|N'}{2N(h)} + O\left(\frac{|M|}{N(h)}\right)$$

6. Combinatorial estimate

Let $m = 2(m_l + m_s)$. By the inequality (3.4) we $|\partial A_1| \geq \frac{3}{8}m$. We prove that the area of A_2 is given by an expression

$$(3.6) \quad |A_2| = \sum_{i=1}^{m'} (-1)^{s_i} N(h_i) \frac{|M|}{N(h)} + O(m) \frac{|M|}{N(h)}$$

where s_i and h_i are some integers and $m' \leq m$. Note that h_i 's are allowed to coincide.

Consider a connected component L of ∂A_2 . Let $L_l = \sqcup l_i$ denote the union of all arcs of $L \setminus T$ with endpoints $a_1, \dots, a_{2n} \in T$. Each a_{2i} is connected to a_{2i+1} by a minimizing path in T . Let D' be one of the connected components of $M \setminus L$ (see Figure 5). Since the area of A_2 can be written as a sum $\sum \pm |D_i|$ (plus, possibly, the total area $|M|$), where each D_i is a complement of a connected component of ∂A_2 , it is enough to prove equation (3.6) for the case when $A_2 = D'$.

We prove (3.6) by induction on the number of arcs of L_l . Suppose first that L_l consists of one arc with the same endpoints. Then L_l intersects T at one point a dividing T into two subtrees. Let e be the edge of T that contains a and let v be the vertex of e that is further away from the root of T . Then v is the root of a ternary subtree T' of height h' that is either entirely inside D' or outside D' . Hence, by (3.5), $|D'| = (N(h') + O(1))\frac{|M|}{N(h)}$ or $|D'| = |M| - (N(h') + O(1))\frac{|M|}{N(h)} = (N(h) - N(h') + O(1))\frac{|M|}{N(h)}$.

Now suppose that L_l consists of one arc with different endpoints a_1 and a_2 . As in the previous case we have one ternary subtree that is entirely inside or outside of D' . Let t denote the shortest path in T from a_1 to a_2 and let k denote the number of whole edges in t . For each vertex v in t there are at most two edges starting at v that are not in t . For each of them there is a choice of whether they are inside or outside of D' . Hence, we have $2k$ more summands of the form $\pm N(h_i)\frac{|M|}{N(h)}$. The area in the neighbourhood of t introduces a term of $\pm k|\frac{|M|}{2N(h)} + O(\frac{|M|}{2N(h)})$. We conclude that the area of D' is given by $\sum_{i=1}^{2(k+1)} (-1)^{s_i} N(h_i)\frac{|M|}{N(h)} + O(\frac{(k+n)|M|}{2N(h)})$

Suppose L has n arcs l_1, \dots, l_n with endpoints a_1, \dots, a_{2n} and t_1, \dots, t_n are geodesic paths in T from a_{2i} to a_{2i+1} . Let k_i denote the number of whole edges in t_i and $k = \sum k_i$. We claim that the area of D' is given by $|D'| = \sum_{i=1}^{m'} (-1)^{s_i} N(h_i)\frac{|M|}{N(h)} + O(\frac{(k+n)|M|}{N(h)})$, where $m' \leq 2(n+k)$.

Suppose this is true for $n-1$ long arcs.

To prove inductive step consider L with n long arcs. Let l be one of them and let D_l be the smaller disc of $(M \setminus T) \setminus l$. We apply the base of induction to D_l and inductive assumption to $D' \setminus D_l$. If we cancel out the terms that come from the edges of T that lie in the common boundary of D_l and $D' \setminus D_l$ we obtain the desired expression.

This proves equation (3.6).

We claim that if the difference $|\sum_{i=1}^{m'} (-1)^{s_i} N(h_i)\frac{|M|}{N(h)} - \frac{|M|}{2}|$ is small then m' must be large. This follows from a simple lemma below.

Lemma 3.3. *Let $N > m > 0$ and $p \geq 3$ be positive integers. Let $\{h_i\}_{i=0}^{m-1}$ and $\{s_i\}_{i=0}^{m-1}$ be two collections of positive integers. Then $|\frac{p^N-1}{p-1} - \sum_{i=0}^{m-1} (-1)^{s_i} p^{h_i}| \geq \frac{p^{N-m}-1}{p-1}$.*

Proof. Fix positive integer N . The proof is by induction on m . Let $m = 1$. For s_0 even, $h_0 = N-1$ we get exactly $\frac{p^{N-1}-1}{p-1}$. For s_0 odd, $h_0 = N$ we obtain

$$p^N - \frac{p^N - 1}{p-1} = \frac{p^{N-1}(p^2 - 2p) + 1}{p-1} > \frac{p^{N-1} + 1}{p-1}$$

since $p > 1 + \sqrt{2}$.

For all other values of h_0 and s_0 we get $|\frac{p^{N-1}}{p-1} - (-1)^{s_0} p^{h_0}| > \frac{p^{N-1-1}}{p-1}$.

We assume that the statement of the lemma holds for $m-1$ and we prove it for m .

Suppose, by contradiction, that $|\frac{p^{N-1}}{p-1} - \sum_{i=1}^{m-1} (-1)^{s_i} p^{h_i}| < \frac{p^{N-m-1}}{p-1}$. Let h_j be the smallest power in the summation. If $h_j > N-m$ then $\sum_{i=1}^{m-1} (-1)^{s_i} p^{h_i}$ is divisible by p^{N-m+1} and $\frac{p^{N-1}}{p-1} = p^{N-m+1}(p^{m-2} + \dots + 1) + \frac{p^{N-m+1-1}}{p-1}$. Hence, $|\frac{p^{N-1}}{p-1} - \sum_{i=1}^{m-1} (-1)^{s_i} p^{h_i}|$ is congruent modulo p^{N-m+1} to $\frac{p^{N-m+1-1}}{p-1}$ or $p^{N-m+1} - \frac{p^{N-m+1-1}}{p-1}$. Since $p > 1 + \sqrt{2}$ we obtain $p^{N-m+1} - \frac{p^{N-m+1-1}}{p-1} > \frac{p^{N-m+1-1}}{p-1} > \frac{p^{N-m+1-1}}{p-1}$.

If $h_j \leq N-m$ then $|\frac{p^{N-1}}{p-1} - \sum_{i=1, i \neq j}^{m-1} (-1)^{s_i} p^{h_i}| < \frac{p^{N-m-1}}{p-1} + p^{N-m} = \frac{p^{N-m+1-1}}{p-1}$, which contradicts the inductive assumption. \square

The difference between the volume of A_2 and half of the total volume is given by

$$\left| \frac{|M|}{2} - |A_2| \right| = \left| \frac{1}{2} N(h) - \sum_{i=1}^{m'} (-1)^{s_i} N(h_i) \right| \frac{|M|}{N(h)} + O(m) \frac{|M|}{N(h)}$$

Recall that $N(h) = \frac{3}{2}(3^h - 1)$ and $m' \leq m \leq \frac{8}{3}|\partial A_1|$ (by inequality (3.4)). We can rewrite the above expression as

$$\frac{3}{2} \left| \frac{3^h - 1}{2} - \sum_{i=1}^{m'} (-1)^{s_i} 3^{h_i} \right| \frac{|M|}{N(h)} + O(|\partial A_1|) \frac{|M|}{N(h)}$$

By Lemma 3.3 we obtain

$$\left| \frac{|M|}{2} - |A_2| \right| \geq \frac{3^{h - \frac{8}{3}|\partial A_1|}}{2} \frac{|M|}{N(h)} + O(|\partial A_1|) \frac{|M|}{N(h)}$$

Recall that $||A_2| - |A_1|| = O(|c|) \frac{|M|}{N(h)}$ by (3.3). As we are interested in the case when h is large, we can assume $K \gg 4$, so $|Fill(c) - A_1| \leq \frac{4}{K}|c| < |c|$ and $|\partial A_1| \leq |c|$ by (3.1). Collecting all the estimates together we get

$$\begin{aligned} \frac{|M|}{N(h)} &> \left| \frac{|M|}{2} - Fill(c) \right| \geq \left| \frac{|M|}{2} - |A_2| \right| - |Fill(c) - |A_2|| \\ &\geq \frac{3^{h - \frac{8}{3}|c|}}{2} \frac{|M|}{N(h)} + O(|c|) \frac{|M|}{N(h)} \end{aligned}$$

Cancelling out $\frac{|M|}{N(h)}$ on both sides and rearranging we obtain

$$\frac{8}{3}|c| + \log_3(O(|c| + 1)) \geq h$$

Since h can be made arbitrarily large it follows that $|c|$ can be made arbitrarily large. This finishes the proof of Theorem 1.2 in the case of sphere.

4. SURFACES OF LARGE WIDTH

The proof of Theorem 1.2 for an arbitrary surface M proceeds as follows. We take the sphere constructed in the previous section and glue in handles in a small disc away from the tree T to get the desired topology. As the handles are small they do not affect the diameter significantly. However, since our 1-cycle may wind around multiple times around the handles we can not say that their contribution to the area of minimal filling will be small. Because of this we will glue in handles in such a way that it does not change the total area of the surface and use the following lemma.

Lemma 4.1. *Let Σ be a compact Riemannian 2-surface with boundary and let Γ denote the set of homologically trivial Lipschitz 1-cycles with coefficients in \mathbb{Z} if Σ is orientable and \mathbb{Z}_2 otherwise. Then $\inf\{\frac{|\gamma|}{\sqrt{Fill(\gamma)}} \mid \gamma \in \Gamma\} > 0$.*

Proof. Let $\gamma = \sum a_i f_i$ be a homologically trivial Lipschitz 1-cycle in Σ . Without any loss of generality we can assume that each f_i can be filled by a 2-cycle of area $\leq |\Sigma|$.

Since Σ is compact there exists a positive number $r > 0$, such that every ball $B_r \subset \Sigma$ of radius $\leq r$ is bilipschitz homeomorphic to a subset of the positive half-plane \mathbb{R}_+^2 with bilipschitz constant $L = 1 + O(r^2)$.

Hence, if $|f_i| < r$ then it can be filled by a 2-cycle of area $\leq (1 + O(r^2))\frac{|f_i|^2}{\pi}$. By choosing r sufficiently small we obtain that for all $|f_i| < r$, $\frac{|f_i|}{\sqrt{Fill(f_i)}} > \frac{\sqrt{\pi}}{2}$.

On the other hand, we have $Fill(f_i) \leq |\Sigma|$ so for $|f_i| \geq r$ we have $\frac{|f_i|}{\sqrt{Fill(f_i)}} \geq \frac{2r}{\sqrt{|\Sigma|}}$. \square

Let M_K denote the sphere from the previous section, where K is the curvature of hyperbolic disc D used in the construction. Let $O \in M_K$ be the point in the centre of the hyperbolic disc D in M_K . Choose a very small ball U with a center at O . Since U is very small it is $(1 + \epsilon)$ -bilipschitz diffeomorphic to a flat disc of the same radius.

Consider a subset V of M diffeomorphic to a disc. Define a Riemannian metric on V so that it is isometric to $M_K \setminus U$. We extend this metric to the rest of M in the following way. Let Σ denote $M \setminus V$ and g denote its genus. By considering embeddings of a disc or a Mobius strip in \mathbb{R}^3 and attaching handles it is easy to construct a metric on Σ , so that

- (1) $Area(\Sigma) = (g + 10)$
- (2) $\sup dist(x, \partial\Sigma) \leq 10$

$$(3) \quad |\partial\Sigma| = 1$$

We scale the metric so that $|\Sigma| = \frac{1}{2}|U|$. Then $|\partial\Sigma|$ is approximately $\frac{|\partial U|}{\sqrt{2\pi(g+10)}}$. We attach a cylinder C to Σ of area $\frac{1}{2}Area(U)$ and lengths of boundary components $|\partial\Sigma|$ and $|\partial U|$. Hence, we obtain a metric on Σ that has area and length of the boundary exactly the same as U .

Observe that up to scaling this construction of metric on Σ is independent of the curvature K used in construction of M_K . In particular, the scale invariant quantity $\alpha = \inf\left\{\frac{|\gamma|}{\sqrt{Fill(\gamma)}}\right\}$, where inf is taken over homologically trivial curves in Σ , does not depend on K .

Let a and b denote points on $\partial\Sigma$ and let $l_1(a, b)$ and $l_2(a, b)$ denote lengths of minimizing geodesics between a and b in Σ and $\partial\Sigma$ respectively. Observe that infimum β of the ratio $\frac{l_1}{l_2}$ is positive and scale-invariant. In particular, it is also independent of K .

Now let c be a cycle in M and let A be a nearly area-minimizing chain filling c with $|\frac{|M|}{2} - |A| < \frac{|M|}{N}$. If c does not intersect $\partial\Sigma$ then since $|\Sigma| = |U|$ and V is isometric to $M_K \setminus U$ we obtain that $|c| \rightarrow \infty$ as $K \rightarrow \infty$.

Suppose $c \cap \Sigma$ is non-empty. If $c \subset \Sigma$ then $|A| \leq \alpha|c|^2 + \epsilon$ so $|c|$ has to be very large.

Suppose c intersects $\partial\Sigma$. We perturb c so that it intersects $\partial\Sigma$ transversally. Let a be an arc of $c \cap \Sigma$ and let $v_1, v_2 \in \partial\Sigma$ be endpoints of a . Let l be the shorter arc of $\partial\Sigma$ from v_1 to v_2 .

We can fill $a - l$ by a 2-chain B in Σ of area $|B| \leq (\frac{|a|+|l|}{\alpha})^2$. Adding B to A erases arc a and substitutes it with l . This changes length of c by $||a| - |l|| < (1 + \frac{1}{\beta})|a|$.

Performing this procedure for each arc of c in Σ we obtain a new 2-chain A_1 with boundary c_1 , such that $c_1 \cap \Sigma = \emptyset$.

We have $|c_1| = O(|c|)$ and $||A| - |A_1|| = O(|c|^2)$. Using our proof for the sphere we obtain

$$|\frac{|M|}{2} - |A_1|| \geq \frac{3^{h-\frac{8}{3}|c_1|}}{2} \frac{|M|}{N} + O(|c_1|) \frac{|M|}{N}$$

Thus, $3^{h-O(|c|)} \leq O(|c|^2)$. It follows that $O(|c|) \geq h$. This finishes the proof of the theorem.

Proof of Theorem 1.3

We will prove that every sweep-out of M by 1-cycles contains a cycle c , such that $Fill(c) = \frac{|M|}{2}$.

Suppose not, i.e. there exists a non-contractible loop z in $Z_1(M)$, such that for every $c \in z$ we have $Fill(c) \leq \frac{|M|}{2} - \epsilon$.

Consider a very fine subdivision of $S^1 \setminus \{t_1, \dots, t_n\}$. Then $z(t_i)$ and $z(t_{i+1})$ are two cycles that are very close in flat norm. We can fill $z(t_i) - z(t_{i+1})$ by a 2-chain A_i of area $\leq \frac{\epsilon}{4}$. Proceeding this way we construct a 2-cycle A . It follows from the proof of Almgren's isomorphism theorem that for all sufficiently fine subdivisions of S^1 A will represent a non-trivial element of $H_2(M, \mathbb{k})$.

For each $z(t_i)$ we can fill it by a 2-chain B_i of area $\leq \frac{|M|}{2} - \frac{\epsilon}{4}$. Then $|B_i + A_i - B_{i+1}| < |M|$. Hence, this 2-cycle can be filled by a 3-chain. Proceeding this way we construct a filling of A , which is a contradiction.

REFERENCES

- [1] F. Almgren, The homotopy groups of the integral cycle groups, *Topology* **1** (1960) 257-299
- [2] F. Balacheff and S. Sabourau, Diastolic and isoperimetric inequalities on surfaces, *Ann. Sci. Ecole Norm. Sup.* **43** (2010) 579-605.
- [3] Yu. Burago and V. Zalgaller, Geometric inequalities, translated by A. B. Sossinsky (Springer-Verlag, 1988).
- [4] H. Federer, Geometric Measure Theory (Springer-Verlag, 1969).
- [5] W. Fleming, Flat chains over a finite coefficient group, *Trans. Amer. Math. Soc.* **121** (1966), 160-186.
- [6] S. Frankel and M. Katz, The Morse landscape of a Riemannian disc, *Annales de l'Inst. Fourier* **43** (1993), no. 2, 503-507.
- [7] L. Guth, The width-volume inequality, *Geom. Funct. Anal.* **17:4** (2007) 1139-1179.
- [8] M. Gromov, Filling Riemannian manifolds, *J. Differential Geom.* Volume 18, Number 1 (1983), 1-147.
- [9] Y. Liokumovich, Spheres of small diameter with long sweep-outs, *Proc. Amer. Math. Soc.* **141** (2013), 309-312.
- [10] Y. Liokumovich, A. Nabutovsky, R. Rotman, Contracting the boundary of a Riemannian 2-disc, preprint, math arXiv:1205.5474.
- [11] J. Pitts, Existence and Regularity of Minimal Surfaces on Riemannian Manifolds, Math. Notes, Princeton University Press (1981).

DEPARTMENT OF MATHEMATICS, UNIVERSITY OF TORONTO, TORONTO, CANADA

E-mail address: liokumovich@math.toronto.edu