

# Information-Entropic Stability Bound for Compact Objects: Application to Q-Balls and the Chandrasekhar Limit of Polytropes

Marcelo Gleiser<sup>1,\*</sup> and Damian Sowinski<sup>1,†</sup>

<sup>1</sup>*Department of Physics and Astronomy, Dartmouth College, Hanover, NH 03755, USA*

(Dated: February 25, 2022)

Spatially-bound objects across diverse length and energy scales are characterized by a binding energy. We propose that their spatial structure is mathematically encoded as information in their momentum modes and described by a measure known as configurational entropy (CE) [1]. Investigating solitonic  $Q$ -balls and stars with a polytropic equation of state  $P = K\rho^\gamma$ , we show that objects with large binding energy have low CE, whereas those at the brink of instability (zero binding energy) have near maximal CE. In particular, we use the CE to find the critical charge allowing for classically stable  $Q$ -balls and the Chandrasekhar limit for white dwarfs ( $\gamma = 4/3$ ) with an accuracy of a few percent.

PACS numbers: 11.10.Lm, 03.65.Ge, 04.40.Dg, 05.45.Yv

## INTRODUCTION

From subatomic to astrophysical scales, spatially-bound objects result from the interplay between attractive and repulsive interactions whenever there is an energy gain. This behavior is well-illustrated when the object can be described as composed of one or more types of particles of mass  $m_i$ . The atomic nucleus is an obvious example, where  $E_{\text{bind}} = M - [Zm_p + (A - Z)m_n]$ , with  $M$  the nucleus mass,  $A$  the mass number, and  $m_{p(n)}$  the proton (neutron) mass. The instability of the nucleus under fission occurs when  $E_{\text{bind}}$  approaches 0. In most classical and semi-classical applications, the main focus of this work, spatially-bound objects are solutions to the nonlinear equations modeling the system [2, 3] with energy density vanishing at spatial infinity.

In most cases the methodology is similar: spatially-localized solutions are sought for certain boundary conditions; once found, their stability under certain classes of perturbations is explored, usually by varying one or more physical parameters. From solitons in field theory [3, 4] to stellar objects [5, 6], the onset of instability is usually identified by a growing perturbation.

In the present work we explore the physics of spatially-localized objects using a newly proposed quantity that, as will be shown here, discriminates between stable and unstable configurations *without* the use of perturbative techniques. Our method is based on the configurational entropy (CE) proposed by Gleiser and Stamatopoulos [1]. As we will see, the CE identifies both the onset of instability of a spatially-bound configuration (the maximum in CE), as well as the approach towards the optimal, or most bound, state (the minimum in CE) with an accuracy of a few percent.

We first introduce the definition of the configurational entropy. We then explore the stability of  $Q$ -balls, soliton-like objects constructed from a complex scalar field that owe their stability to a conserved  $U(1)$  global charge  $Q$  [11]. Next, we use the CE to investigate the stability of

gravitationally-bound stars known as Newtonian polytropes [5, 6], showing that the CE correctly predicts the onset of instability known as the Chandrasekhar limit for white dwarfs. We conclude with remarks on how to extend our approach to general-relativistic bound states and gravitational collapse.

## CONFIGURATIONAL ENTROPY

Since we are interested in structures with spatially-localized energy, consider the set of square-integrable bounded functions  $f(\mathbf{x}) \in \mathbf{L}^2(\mathbf{R}^d)$  and their Fourier transforms  $F(\mathbf{k})$ . Now define the modal fraction  $f(\mathbf{k})$ ,

$$f(\mathbf{k}) = \frac{|F(\mathbf{k})|^2}{\int |F(\mathbf{k})|^2 d^d \mathbf{k}}, \quad (1)$$

where the integration is over all  $\mathbf{k}$  where  $F(\mathbf{k})$  is defined and  $d$  is the number of spatial dimensions.  $f(\mathbf{k})$  measures the relative weight of a given mode  $\mathbf{k}$ . For periodic functions where a Fourier series is defined,  $f(\mathbf{k}) \rightarrow f_{\mathbf{n}} = |A_{\mathbf{n}}|^2 / \sum |A_{\mathbf{n}}|^2$ , where  $A_{\mathbf{n}}$  is the coefficient of the  $\mathbf{n}$ -th Fourier mode. (For details see [1].) In the continuum, we further introduce the normalized modal fraction,  $\tilde{f}(\mathbf{k}) = f(\mathbf{k})/f(\mathbf{k}_{\text{max}})$ , where  $\mathbf{k}_{\text{max}}$  denotes the mode with maximum contribution to  $f(\mathbf{k})$ . The configurational entropy  $S_C[\tilde{f}]$  is defined as

$$S_C[\tilde{f}] = - \int \tilde{f}(\mathbf{k}) \ln[\tilde{f}(\mathbf{k})] d^d \mathbf{k}. \quad (2)$$

The integrand  $\tilde{f}(\mathbf{k}) \ln[\tilde{f}(\mathbf{k})]$  is the configurational entropy density. For configurations with a finite spatial extent (such as stars with radius  $R$ , see below) one must exclude irrelevant modes to avoid overcounting. In the spirit of Shannon's information entropy [7],  $S_C[\tilde{f}]$  gives an informational measure of the relative weights of different  $k$ -modes composing the configuration: in the 1-dimensional discrete case it is maximized when all  $N$  modes carry the



$\rho(r)$  for each  $Q$ -ball solution. Each point corresponds to a solution of Eq. 5. The curves start at the lower left and run upwards with increasing  $\omega$ .  $Q$ -balls are classically stable when  $E/Q < 1$ . There is a clear correlation between the binding energy and the configurational entropy: Figure 1 shows the maximal CE tracing the line of instability; Figure 2 shows that the maximum CE overshoots the line of instability by no more than 3%.

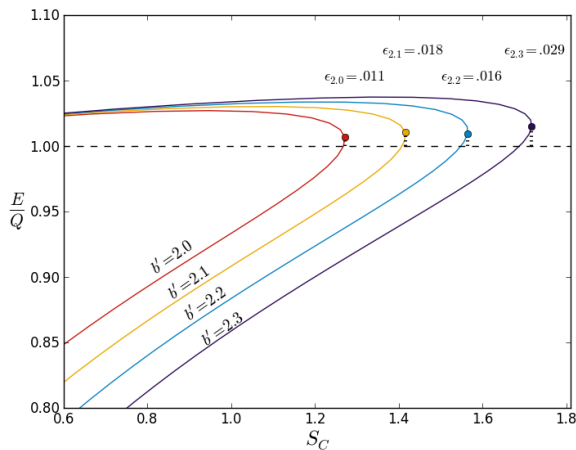


FIG. 2:  $Q$ -ball instability ratio versus configurational entropy parametrized by the value of  $\omega$  for several values of  $b$ . Percent errors indicate the deviation of the maximum CE from the instability line (dashed).

## NEWTONIAN STARS AND THE CHANDRASEKHAR LIMIT

Next we investigate Newtonian polytropes and show how the CE can determine both the region of optimal stability and the region of instability, in particular the Chandrasekhar limit for relativistic white dwarf stars. In Newtonian gravity, stars are described as self-gravitating objects in hydrostatic equilibrium. For a spherically-symmetric, non-rotating configuration with pressure  $P(r)$  and energy density  $\rho(r)$  we have [5, 6],

$$\frac{d}{dr} \left[ \frac{r^2}{\rho(r)} \frac{dP(r)}{dr} \right] = -4\pi G r^2 \rho(r). \quad (7)$$

Eq. 7 is supplemented by a general polytropic equation of state

$$P = K \rho^\gamma, \quad (8)$$

where the constant  $K$  depends on the entropy per nucleon and chemical composition. No heat flow throughout the object requires  $\gamma$  to be the adiabatic index, defined as the ratio of the heat capacities of the fluid at constant pressure and volume. Small mass, stable white dwarfs are

well-modeled by  $\gamma = 5/3$  and  $K = \frac{\hbar^2}{15m_e\pi^2} \left( \frac{3\pi^2}{m_N\mu} \right)^{5/3}$ , where  $m_{e(N)}$  is the electron (nucleon) mass, and  $\mu \sim 2$  is the number of nucleons per electron. The largest mass white dwarfs are modeled by  $\gamma = 4/3$  and  $K = \frac{\hbar}{12\pi^2} \left( \frac{3\pi^2}{m_N\mu} \right)^{4/3}$  [5, 6]. The binding energy for polytropes with  $N$  nucleons,  $E_{\text{bind}} = M - Nm_N$ , can be written as  $E = -\frac{(3\gamma-4)}{(5\gamma-6)} \frac{GM^2}{R}$ , where  $M = \int_0^R 4\pi r^2 \rho(r) dr$  is the star's mass and  $R$  its radius, defined from  $\rho(R) = 0$ . Solutions to Eqs. 7 and 8 must satisfy  $\rho(0) = \rho_c$  and  $\rho'(0) = 0$ , and are found introducing new variables  $\rho(r) = \rho_c \theta(\xi)^{1/(\gamma-1)}$  and  $\xi = r/\alpha$ , with  $\alpha^2 = \frac{K\gamma}{4\pi G(\gamma-1)} \rho_c^{(\gamma-2)}$ . Equation 7 then becomes the Lane-Emden equation with boundary conditions  $\theta(0) = 1$  and  $\theta'(0) = 0$ ,

$$\frac{1}{\xi^2} \frac{d}{d\xi} \xi^2 \frac{d\theta}{d\xi} + \theta^{1/(\gamma-1)} = 0. \quad (9)$$

Solutions are found via a 4<sup>th</sup>-order Runge-Kutta method with step size  $10^{-3}$ . The CE is computed from the energy density using Eq. 2. Since stars have a finite radius (where  $\rho(R) = 0$  or, equivalently,  $\theta(\xi_R) = 0$ ), the integration is in the interval  $k \in [k_{\text{min}} = \pi/R, \infty)$ . This ensures that only modes with wavelengths smaller than the polytrope contribute to the configurational entropy.

In Figure 3 (top) the dashed lines show the energy density profiles for polytropes with  $\gamma = 5/3$  (cold white dwarf) and  $\gamma = 4/3$  (Chandrasekhar limit). The solid lines correspond to the solutions for the minimum and maximum of the configurational entropy as depicted in Figure 4. The bottom graph in Figure 3 shows the difference ( $\Delta$ ) between the two curves. The white dwarf with  $\gamma = 5/3$  corresponding to a non-relativistic stable bound state is well-approximated by the minimum of the CE, while the marginally stable ultra-relativistic  $\gamma = 4/3$  case is near the CE maximum.

Recalling the results for  $Q$ -balls, we see that the configurational entropy provides a clear signature both for the optimal bound states (those with low CE) and for the marginally stable states (those with maximal CE). Indeed, we propose that the CE offers an independent criterion to determine the stability of spatially-bound configurations based solely in the informational content of their spatial profiles: the CE maximum represents the boundary between stability and instability.

## SUMMARY AND OUTLOOK

We have investigated an entropic measure of ordering in field configuration space for nonlinear models with spatially-localized energy solutions. By studying the binding energy of  $Q$ -balls and of Newtonian polytropes as examples, we have found that this measure, the configurational entropy defined in Ref. [1], can be used to

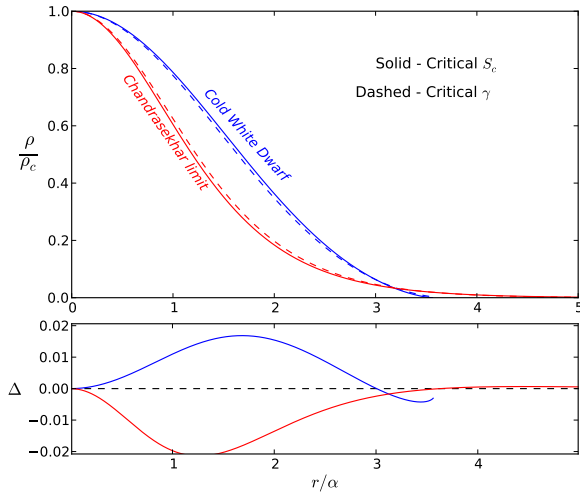


FIG. 3: Energy density vs. radius for polytropes with  $\gamma = 5/3$  (Cold White Dwarf) and  $\gamma = 4/3$  (Chandrasekhar limit). (Top) Dashed lines are solutions to the Lane-Emden equation, while continuous lines are solutions corresponding to the CE minimum and maximum, respectively. (Bottom) The difference between the two sets of curves.

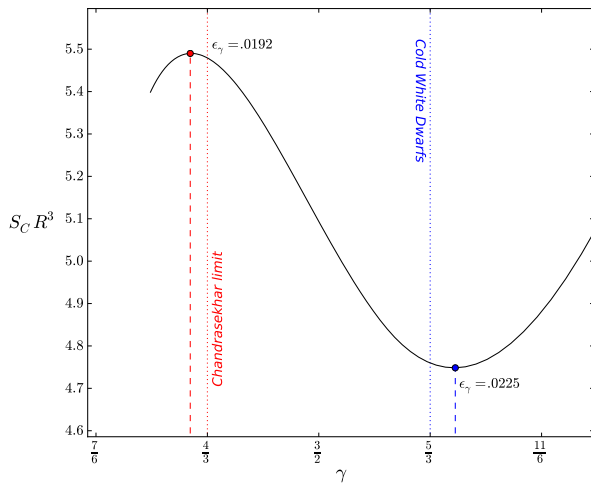


FIG. 4: Volume weighted configurational entropy for Newtonian polytropes. Note how the CE minimum is within a few percent of the stable polytrope with  $\gamma = 5/3$ , modeling non-relativistic white dwarfs, while the CE maximum is within a few percent of the Chandrasekhar limit  $\gamma = 4/3$ .

establish the region of stability for such compact objects with excellent accuracy. In particular, the CE maximum corresponds to the boundary between stability and instability, while optimally-bound structures have near-minimal CE. Although we have been unable so far to offer a formal proof relating the maximum of the configurational entropy to the boundary between stability

and instability of spatially-bound objects, the evidence presented here, together with the results of Ref. [1], indicates that such proof is worth pursuing and that this relationship is quite general, possibly opening a new door in the study of complex systems in nature. It is possible that the agreement found here can be improved and made exact (within numerical accuracy) with a deeper understanding of the physical nature of the CE and its relation to the dynamical constraints of bound systems. Work along these lines is in progress.

We also intend to extend this study to general relativistic systems, exploring how the CE may give an indication of gravitational collapse such as in Oppenheimer-Snyder [5, 6] or in establishing the stability of boson stars [20]. As in Ref. [21], we will then need a full time-dependent treatment. It is an open question whether there is a relation between the CE and Bekenstein's universal upper bound to entropy-to-energy ratio for bounded systems [22].

MG is supported in part by a National Science Foundation grant PHY-1068027. MG and DS acknowledge support from the John Templeton Foundation grant under the New Frontiers in Astronomy & Cosmology program.

\* Electronic address: mgleiser@dartmouth.edu

† Electronic address: Damian.Sowinski.GR@dartmouth.edu

- [1] M. Gleiser and N. Stamatopoulos, Phys. Lett. B **713**, 304 (2012).
- [2] S. Scott, *Nonlinear Science: Emergence and Dynamics of Coherent Structures* (Oxford University Press, Oxford, UK, 2003).
- [3] A. Vilenkin and E. P. S. Shellard, *Cosmic Strings and Other Topological Defects* (Cambridge University Press, 1994).
- [4] R. Rajamaran, *Solitons and Instantons* (North-Holland, Amsterdam, 1987).
- [5] S. Weinberg, *Gravitation and Cosmology: Principles and Applications of the General Theory of Relativity* (J. Wiley & Sons, New York, 1972).
- [6] S. L. Shapiro and S. A. Teukolsky, *Black Holes, White Dwarfs, and Neutron Stars: The Physics of Compact Objects* (J. Wiley & Sons, New York, 1983).
- [7] C. E. Shannon, The Bell System Technical J. **27**, 379 (1948); *ibid.* 623 (1948).
- [8] P. L. Privalov and G. I. Makhatadze, J. Mol. Biol. **232**, 660 (1993); J. N. Onuchic, P. G. Wolynes, Z. Luthey-Schulten, and N. D. Socci, PNAS **92**, 3626 (1995); J. H. Missimer et al., Protein Sci., **16**, 1349 (2007).
- [9] S. Sastry, Nature **409**, 164 (2001); P. K. Gupta and J. C. Mauro, J. Non-Crystalline Solids, **355**, 595 (2009).
- [10] W. H. Press, S. A. Teukolsky, W. T. Vetterling, and B. P. Flannery, *Numerical Recipes: The Art of Scientific Computing* 2nd ed. (Cambridge University Press, Cambridge, UK, 1992).
- [11] S. Coleman, Nucl. Phys. B **262**, 263 (1985); [Erratum-*ibid.* B **269**, 744 (1986)].
- [12] A. Safian, S. Coleman, and M. Axenides, Nucl. Phys. B

- 304**, 403 (1988).
- [13] K. Lee, J. A. Stein-Schabes, R. Watkins, and L. M. Widrow, Phys. Rev. D **39**, 1665 (1989); K. N. Anagnostopoulos, M. Axenides, E. Floratos, and N. Tetradis, Phys. Rev. D **64**, 125006 (2001); T. Levi and M. Gleiser, Phys. Rev. D **66**, 087701 (2002).
  - [14] A. Kusenko, Phys. Lett. B **405**, 108 (1997); M. Axenides, E. Floratos, and A. Kehagias, Phys. Lett. B **444**, 190 (1998).
  - [15] M. Axenides, S. Komineas, L. Perivolaropoulos, Phys. Rev. D **61**, 085006 (2000); R. A. Battye and P. M. Sutcliffe, Nucl. Phys. B **590**, 329 (2000).
  - [16] N. Graham, Phys. Lett. B **513**, 112 (2001).
  - [17] J. Frieman, G. Gelmini, M. Gleiser and E. W. Kolb, Phys. Rev. Lett. **60**, 2101 (1988); J. A. Frieman, A. V. Olinto, M. Gleiser, and C. Alcock, Phys. Rev. D **40**, 3241 (1989); A. Kusenko and M. Shaposhnikov, Phys. Lett. B **418**, 46 (1998).
  - [18] M. Gleiser and J. Thorarinson, Phys. Rev. D **73**, 065008 (2006).
  - [19] M. Alford, Nucl. Phys. B **298**, 323 (1988).
  - [20] A. R. Liddle and M. S. Madsen, Int. J. Mod. Phys. D**01**, 101 (1992).
  - [21] M. Gleiser and N. Stamatopoulos, Phys. Rev. D **86** 045004 (2012).
  - [22] J. Bekenstein, Phys. Rev. D **23**, 287 (1981).