

Oscillatory features in the curvature power spectrum after a sudden turn of the inflationary trajectory

Xian Gao,^{1,2,3,*} David Langlois,^{1,†} and Shuntaro Mizuno^{1,4,‡}

¹*Astroparticule et Cosmologie (APC), UMR 7164-CNRS, Université Denis Diderot-Paris 7,
10 rue Alice Domon et Léonie Duquet, 75205 Paris, France*

²*Laboratoire de Physique Théorique, École Normale Supérieure, 24 rue Lhomond, 75231 Paris, France,*

³*Institut d'Astrophysique de Paris (IAP), UMR 7095-CNRS,*

Université Pierre et Marie Curie-Paris 6, 98bis Boulevard Arago, 75014 Paris, France.

⁴*Laboratoire de Physique Théorique, Université Paris-Sud 11 et CNRS, Bâtiment 210, 91405 Orsay Cedex, France*
(Dated: September 7, 2018)

In the context of two-field inflation characterized by a light direction and a heavy direction, we revisit the question of the impact of the massive modes on the power spectrum produced after a turn in the inflationary trajectory. We consider in particular the resonant effect due to the background oscillations following a sharp turn. Working in the mass basis, i.e. in the basis spanned by the eigenvectors of the effective mass matrix for the perturbations, we provide an analytical estimate of the resonant effect, using the in-in formalism. In comparison with earlier estimates, we find the same the spectral dependence but a smaller amplitude. We also compute, again via the in-in formalism, the effect of the direct coupling between the light and heavy modes at the instant of the turn and confirm our previous results obtained via a different method.

PACS numbers:

I. INTRODUCTION

The possibility that high energy effects, with typical scale higher than the Hubble scale during inflation, might leave some imprint in the primordial cosmological perturbations has been intensively explored during the last few years. In particular, it has been realized in the context of multi-field inflation that very massive directions, which were usually thought to be irrelevant during inflation, could have some impact on the cosmological perturbations generated during inflation when the inflationary trajectory in the multi-dimensional field space is non trivial. Considering the simplest case of a two-dimensional field space with a light direction and a massive direction, it was shown that, for a moderate bending of the trajectory, one can describe the system as a single field model with a reduced effective speed of sound [1]:

$$c_s^{-2} = 1 + 4\dot{\theta}^2/m_{\text{eff}}^2, \quad (1.1)$$

where θ denotes the angle of the inflationary direction in field space (with respect to some fixed basis) and m_{eff} corresponds to the heavy mass plus some corrections ($m_{\text{eff}}^2 \simeq m_h^2 - \dot{\theta}^2$). The variation of c_s along the inflationary trajectory leads to specific features in the power spectrum [2, 3] (see also [4–21] for other works investigating the effects of heavy modes from the view point of a single field effective theory). However, if sharp turns occur along the trajectory, the massive degrees of freedom can be excited, which implies a breakdown of the effective single field description [22, 23]. A related consequence of a sharp turn is the existence, just after the turn, of oscillations along the massive direction. These oscillations affect the background evolution via a small oscillatory contribution, which can lead to resonant effects on the power spectrum and bispectrum of the cosmological perturbations [24–26], with the potential perspective to detect this signature in the observations [27–29].

Note that although we consider here only one heavy degree of freedom in addition to a single light degree of freedom, the case of several heavy degrees of freedom have also been considered [30–32].

In the present work, we revisit the question of the impact on the curvature power spectrum of the sharp turn and of the subsequent oscillations along the inflationary trajectory. In contrast with most previous analytical treatments, our results take into account both the light and heavy perturbations, without resorting to a single-field approximation. Our treatment relies on the use of the mass basis defined by the eigenvectors of the effective mass matrix (which almost coincides with the Hessian of the potential) instead of the often used adiabatic/entropic decomposition.

*Email: xgao@apc.univ-paris7.fr

†Email: langlois@apc.univ-paris7.fr

‡Email: shuntaro.mizuno@apc.univ-paris7.fr

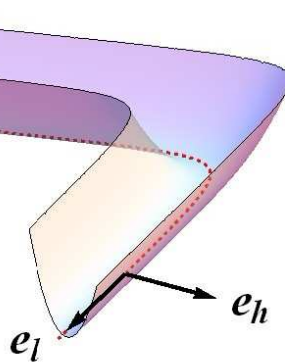


FIG. 1: Schematic illustration of a valley in some two-dimensional potential. The red dashed line indicates the bottom of the potential. The light and heavy directions associated with the valley are also shown.

In the following, we consider a two-field model described by the action

$$S = \int d^4x \sqrt{-g} \left(-\frac{1}{2} \delta_{IJ} \partial_\mu \phi^I \partial^\mu \phi^J - V(\phi^I) \right), \quad \phi^I = \{\phi, \chi\} \quad (1.2)$$

where g is the determinant of the spacetime metric $g_{\mu\nu}$ and $V(\phi, \chi)$ is the potential of the scalar fields. For simplicity, we have chosen a flat metric in field space, i.e. $G_{IJ} = \delta_{IJ}$ although our treatment could be extended to non trivial field space metrics (see e.g. [33]). We suppose that the potential $V(\phi, \chi)$ contains a valley, which suddenly bends along the inflationary trajectory (see Fig.1). If the velocity of the inflaton when it reaches the turn is sufficiently large, or equivalently if the turn is sufficiently sharp, then the trajectory will deviate from the local minimum of the potential. After the turn, the inflationary motion will undergo Hubble damped oscillations about the bottom of the valley (see Fig.2).

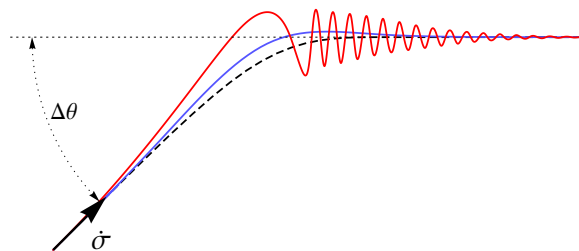


FIG. 2: Schematic representation of the inflationary trajectory after a sharp turn (red) or a soft turn (blue). The dashed curve corresponds to the bottom of the valley.

The goal of the present work is to study in detail, and as much as possible analytically, the effect of this sudden turn on the final curvature power spectrum. One can distinguish two effects that will affect the final curvature power spectrum. The first effect is the direct coupling of the massive modes to the light modes at the turn, which depends on the angular velocity at the turn. The second effect is a resonant amplification of the perturbations arising from the modulation of the background evolution, due to the oscillations about the bottom of the valley after the turn. We have already treated the first effect in a previous work [31], using directly the equations of motions for the perturbations. In the present work, we compute again this effect by resorting to the in-in formalism, which has now been widely used in the literature, and thus confirm our previous results. The main emphasis of this paper, however, is the study of the resonant effect. In particular, we show that a full treatment, including both light and massive perturbations, is greatly simplified by using the mass basis. Working in this basis,

we compute the correction to the power spectrum due to this effect. In comparison with previous estimates, we find the same spectral dependence but an amplitude which is much smaller.

The plan of our paper is the following. In the next section, we summarize the general formalism to treat the background evolution and the linear perturbations in multi-field inflation. We also present a few basic formulas in the context of the in-in formalism that will be useful for our calculations. The subsequent section, Section III, is devoted to the impact of the background oscillations on the power spectrum. Section IV then deals with the effect of the coupling between massive and light modes at the turn. We summarize our results in the conclusion. We have also added an appendix that tries to compare the various notations, and approximations, used in the literature.

II. GENERAL FORMALISM

In this section, we present our general formalism to study the equations of motion for the background and for the linear perturbations in the context of multi-field inflation (see e.g. [34] for a pedagogical introduction). In particular, we emphasize the advantage of the mass/potential basis, as introduced in our previous work [31], with respect to the more traditional kinematic basis. We conclude this section by a short introduction to the in-in formalism, which will be used in the following sections.

A. Background equations of motion

In a spatially homogeneous and isotropic spacetime, endowed with the metric

$$ds^2 = g_{\mu\nu} dx^\mu dx^\nu = -dt^2 + a^2(t) \delta_{ij} dx^i dx^j, \quad (2.1)$$

the evolution of the scale factor $a(t)$ is governed by the Friedmann equations

$$H^2 = \frac{1}{3} \left(\frac{1}{2} \delta_{IJ} \dot{\phi}^I \dot{\phi}^J + V \right), \quad \dot{H} = -\frac{1}{2} \delta_{IJ} \dot{\phi}^I \dot{\phi}^J \equiv -H^2 \epsilon, \quad (2.2)$$

where $H \equiv \dot{a}/a$ is the Hubble parameter and a dot denotes a derivative with respect to the cosmic time t . We work in units such that $M_P \equiv (8\pi G)^{-1/2} = 1$ and we adopt Einstein's convention in which repeated indices implicitly denote a summation. The equations of motion for the homogeneous scalar fields are

$$\ddot{\phi}^I + 3H\dot{\phi}^I + \delta^{IJ} V_{,J} = 0, \quad (2.3)$$

where $V_{,J} \equiv \partial V / \partial \phi^J$.

As we will see later, it can be convenient to make a change of orthonormal basis in field space, so that the initial velocity components, for instance, are reexpressed as

$$\dot{\phi}^I = \dot{\phi}^m e_m^I, \quad m = 1, \dots, N, \quad (2.4)$$

where the new basis vectors e_m^I satisfy the orthonormality condition

$$\delta_{IJ} e_m^I e_n^J = \delta_{mn}, \quad (2.5)$$

as well as $\delta^{mn} e_m^I e_n^J = \delta^{IJ}$.

In the new basis, the equations of motion (2.3) become

$$\ddot{\phi}_m + Z_{mn} \dot{\phi}_n + 3H\dot{\phi}_m + V_{,m} = 0, \quad (2.6)$$

where

$$Z_{mn} := \delta_{IJ} e_m^I \dot{e}_n^J, \quad V_{,m} \equiv e_m^I V_{,I}. \quad (2.7)$$

The coefficients Z_{mn} , which are antisymmetric ($Z_{mn} = -Z_{nm}$) as a consequence of the orthonormality condition (2.5), characterize the rotation rate of the new basis with respect to the former field space basis. In a two-dimensional field space, the new basis is fully characterized by its angle θ with respect to the initial basis, and the coefficients Z_{mn} are simply given by

$$\mathbf{Z} = \begin{pmatrix} 0 & -\dot{\theta} \\ \dot{\theta} & 0 \end{pmatrix}. \quad (2.8)$$

B. Equations of motion for the linear perturbations

Let us now turn to the linear perturbations of the two scalar fields coupled to gravity. For multi-field models, it is convenient to work in the spatially-flat gauge, where the scalar-type perturbative degrees of freedom are encoded in the scalar field perturbations $Q^I = \delta\phi^I$ (see Appendix for details). The quadratic action for the Q^I can be obtained by expanding the action S , given in (1.2), to quadratic order in the perturbations. Using the conformal time $\eta = \int dt/a(t)$ instead of the cosmic time t , the action for the linear perturbations, expressed in terms of the canonically-normalized variables $v^I = aQ^I$, is given by

$$S^{(2)} = \frac{1}{2} \int d\eta d^3x \left[v'^T v' - \delta^{ij} \partial_i v^T \partial_j v - a^2 v^T (\mathbf{M} - H^2 (2 - \epsilon)) v \right], \quad (2.9)$$

where we use a matrix notation, v being the column vector with components v^I and v^T is the corresponding transposed matrix. A prime denotes a derivative with respect to the conformal time η . The matrix \mathbf{M} corresponds to the (squared) mass matrix and is given explicitly by

$$M_{IJ} \equiv V_{,IJ} + (3 - \epsilon) \dot{\phi}_I \dot{\phi}_J + \frac{1}{H} \left(V_{,I} \dot{\phi}_J + \dot{\phi}_I V_{,J} \right), \quad (2.10)$$

where ϵ is the standard slow-roll parameter, introduced in (2.2).

If we go to another orthonormal basis e_m^I , as defined in (2.4), the linear perturbations will be described by new components u^m , which are related to the former components as

$$v^I = e_m^I u^m, \quad m = 1, 2. \quad (2.11)$$

The equation of motion for the u^m can be derived from the quadratic action

$$S = \frac{1}{2} \int d\eta d^3x \left[u'^T u' + u^T \partial^2 u - a^2 u^T \left(\tilde{\mathbf{M}} - H^2 (2 - \epsilon) \right) u + 2a u'^T \mathbf{Z} u \right], \quad (2.12)$$

with

$$\tilde{\mathbf{M}} := \mathbf{M} + \mathbf{Z}^2, \quad (2.13)$$

where \mathbf{M} now denotes the matrix of coefficients M_{mn} (we use the same notation \mathbf{M} for simplicity) defined by

$$M_{mn} := M_{IJ} e_m^I e_n^J, \quad (2.14)$$

and where \mathbf{Z} is the antisymmetric matrix of components Z_{mn} introduced in (2.7). In matrix notation, these equations of motion are given by

$$u'' - \partial^2 u + a^2 \left(\tilde{\mathbf{M}} - H^2 (2 - \epsilon) + \dot{\mathbf{Z}} + H \mathbf{Z} \right) u + 2a \mathbf{Z} u' = 0. \quad (2.15)$$

The only difference with the equations of motion for the quantities v^I is the presence of the rotation matrix Z .

C. Kinematic basis versus potential basis

We now present two possible choices for the orthonormal basis, in addition to the original basis defined directly with respect to the scalar fields ϕ^I .

1. Kinematic basis

A natural choice of basis is the kinematic basis, corresponding to the usual adiabatic-entropic decomposition [35, 36]. The adiabatic direction is represented by the unit vector

$$n^I = \frac{\dot{\phi}^I}{\dot{\sigma}}, \quad \dot{\sigma} \equiv \sqrt{\delta_{IJ} \dot{\phi}^I \dot{\phi}^J}, \quad (2.16)$$

while the entropic direction is along the unit vector s^I , which is orthogonal to n^I . We call the basis $\{n^I, s^I\}$ the ‘‘kinematic basis’’, since n^I is always pointing in the velocity direction (n^I is always tangent to the inflationary actual trajectory, for instance the red trajectory of Fig.2 after a sharp turn).

Starting from the background equation of motion (2.3) in the original basis (or from (2.6) in an arbitrary orthonormal basis), the projection onto the adiabatic (velocity) direction, whose components are denoted n^I (or n^m), yields

$$\ddot{\sigma} + 3H\dot{\sigma} + V_{,\sigma} = 0, \quad V_{,\sigma} \equiv n^I V_{,I}. \quad (2.17)$$

Since n^I is a unit vector, its time variation is orthogonal to n^I , and therefore proportional to s^I , so that one can write

$$\dot{n}^I := \dot{\theta} s^I \quad (2.18)$$

where the coefficient of proportionality, $\dot{\theta}$, corresponds to the time derivative of the angle θ of n^I with respect to the initial field basis.

One can also derive a second order equation of motion for θ , by using the projection of the background equation (2.3) along the entropic direction, which reads

$$\dot{\sigma}\dot{\theta} + V_{,s} = 0, \quad V_{,s} \equiv s^I V_{,I}. \quad (2.19)$$

The time derivative of this equation yields

$$\dot{\sigma}\ddot{\theta} + \ddot{\sigma}\dot{\theta} + \dot{\sigma}V_{,\sigma s} - \dot{\theta}V_{,\sigma} = 0, \quad V_{,\sigma s} \equiv n^I s^J V_{,IJ}, \quad (2.20)$$

where we have used $\dot{s}^I = -\dot{\theta}n^I$. Dividing by $\dot{\sigma}$ and using the adiabatic equation (2.17) to eliminate $V_{,\sigma}$, we finally obtain

$$\ddot{\theta} + \left(3H + 2\frac{\ddot{\sigma}}{\dot{\sigma}}\right)\dot{\theta} + V_{,\sigma s} = 0. \quad (2.21)$$

As for the perturbations, their equations of motion in the kinematic basis can be obtained directly from (2.15), with (2.8). In Fourier space, they read

$$u''_{\sigma} + k^2 u_{\sigma} - \frac{z''}{z} u_{\sigma} = 2\theta' u'_s + 2\frac{(z\theta')'}{z} u_s, \quad (2.22)$$

$$u''_s + k^2 u_s + a^2 \left(V_{,ss} - \dot{\theta}^2 - H^2 (2 - \epsilon) \right) u_s = -2\theta' u'_\sigma + 2\frac{z'}{z} \theta' u_\sigma, \quad (2.23)$$

where $z \equiv a\sqrt{2\epsilon}$. During a sharp turn, the trajectory deviates from the bottom of the valley, and then rapidly oscillates about the curve that follows the bottom of the valley. As a consequence, the angle θ undergoes strong oscillations after the turn, as illustrated in Fig.3, which makes the analysis of the above system of equations somewhat complicated.

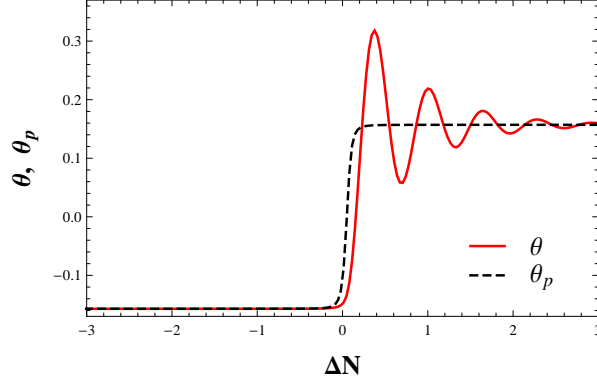


FIG. 3: Behaviour of the kinematic basis (angle θ) and of the potential basis (angle θ_m) during and after a sharp turn.

2. Potential/mass basis

When there exists a mass hierarchy between the various directions in field space, as assumed in the present work, it is also convenient to use the “potential” basis, i.e. the eigenvectors of the Hessian matrix of the potential. In the potential basis, we have by construction

$$V_{,mn} = \text{diag}\{\hat{m}_l^2, \hat{m}_h^2\}, \quad \text{with} \quad \hat{m}_l \ll H \ll \hat{m}_h. \quad (2.24)$$

Let us denote θ_p the angle between the potential basis and the original field basis.

Now, from the point of view of the potential basis, the adiabatic and entropic unit vectors, defined in (2.16) and (2.18) respectively, can be written in terms of an angle ψ

$$n^m = \{\cos \psi, \sin \psi\}, \quad s^m = \{-\sin \psi, \cos \psi\}. \quad (2.25)$$

where ψ corresponds to the angle of the background velocity with respect to the ‘‘potential basis’’, i.e.

$$\theta = \psi + \theta_p. \quad (2.26)$$

This implies in particular

$$V_{,\sigma\sigma} = \cos^2 \psi \hat{m}_l^2 + \sin^2 \psi \hat{m}_h^2, \quad V_{,\sigma s} = \frac{1}{2} (\hat{m}_h^2 - \hat{m}_l^2) \sin(2\psi). \quad (2.27)$$

Substituting this decomposition into (2.21), one obtains [31]

$$\ddot{\psi} + 3H \left(1 + \frac{2\ddot{\sigma}}{3H\dot{\sigma}} \right) \dot{\psi} + \frac{1}{2} (\hat{m}_h^2 - \hat{m}_l^2) \sin(2\psi) = -\ddot{\theta}_p - 3H \left(1 + \frac{2\ddot{\sigma}}{3H\dot{\sigma}} \right) \dot{\theta}_p, \quad (2.28)$$

i.e. an equation of motion for ψ , where the source term depends on the angle θ_p . The interest of this equation is that, in general, one expects the behaviour of θ_p to be rather smooth whereas the angle θ (and therefore ψ) oscillates wildly after a sharp turn, as illustrated in Fig.3. With the above equation, one can thus simply view the evolution of ψ as a response to the change of the potential.

Going back to (2.9), one sees that a slightly different basis is obtained by choosing the (normalized) eigenvectors of the mass matrix (2.10) rather than of the Hessian of the potential. In principle, the corresponding basis, which we will call the mass basis, differs from the potential basis. However, in the case of a large mass hierarchy, the potential basis and the mass basis almost coincide in general because, in the heavy subspace, the first term on the right hand side of (2.10) is much bigger than the other terms.

Using (2.15), one immediately finds that the equations of motion in the mass basis are given by

$$u_l'' + \left(k^2 + a^2 m_l^2 - \theta_m'^2 - \frac{a''}{a} \right) u_l = \theta_m'' u_h + 2\theta_m' u_h', \quad (2.29)$$

$$u_h'' + \left(k^2 + a^2 m_h^2 - \theta_m'^2 - \frac{a''}{a} \right) u_h = -\theta_m'' u_l - 2\theta_m' u_l', \quad (2.30)$$

In contrast with the angle θ of the kinematic basis, the behaviour of $\theta_m \approx \theta_p$ is very smooth¹.

Note that the descriptions in the kinematic basis and in the mass basis are simply related by a rotation of angle $\psi \equiv \theta - \theta_m$, so that, at any time, the adiabatic mode, for instance, is given by

$$u_\sigma = \cos \psi u_l + \sin \psi u_h, \quad (2.31)$$

in terms of the light and heavy modes. Moreover, long after the turn, the angle ψ relaxes to zero if we assume that there is no subsequent turn. Therefore, the light mode and the adiabatic mode will coincide in the asymptotic limit, which allow us to compute the prediction for the adiabatic power spectrum either by using the adiabatic mode, or the light mode at late time.

D. In-in formalism

In order to estimate the impact of the turn on the final adiabatic power spectrum, with respect to the usual featureless quasi scale-invariant spectrum, we resort to use a perturbative approach. In particular, we exploit the in-in formalism, which has been widely used in the recent literature studying cosmological perturbations generated during inflation ([37–39] and see e.g. [40] for a review). In our case, we will need the in-in formalism expressions at first and second order, which can be written respectively as

$$\langle \mathcal{O}(\eta) \rangle_{(1)} = 2\Re \left[-i \int_{-\infty}^{\eta} d\eta' \langle 0 | \mathcal{O}(\eta) H_I(\eta') | 0 \rangle \right] \quad (2.32)$$

¹ Note that θ_m (and also θ_p) has an oscillatory component, because the trajectory oscillates around the bottom of the valley, but this oscillatory component is in general subdominant with respect to the smooth component.

and

$$\langle \mathcal{O}(\eta) \rangle_{(2)} = -2\Re \left[\int_{-\infty}^{\eta} d\eta' \int_{-\infty}^{\eta'} d\eta'' \langle 0 | \mathcal{O}(\eta) H_I(\eta') H_I(\eta'') | 0 \rangle \right] + \int_{-\infty}^{\eta} d\eta' \int_{-\infty}^{\eta} d\eta'' \langle 0 | H_I(\eta') \mathcal{O}(\eta) H_I(\eta'') | 0 \rangle, \quad (2.33)$$

where \mathcal{O} is some operator, and H_I the interaction Hamiltonian.

In the mass basis, the action that leads to the equations of motion (2.29) and (2.30) can be obtained directly from the general expression (2.12). It can be decomposed as

$$S = \int d\eta d^3x (\mathcal{L}^l + \mathcal{L}^h + \mathcal{L}^\theta), \quad (2.34)$$

with

$$\mathcal{L}^{l,h} = \frac{1}{2} \left[u_{l,h}'^2 - (\partial u_{l,h})^2 - \left(a^2 m_{l,h}^2 - \frac{a''}{a} \right) u_{l,h}^2 \right], \quad (2.35)$$

$$\mathcal{L}^\theta = \frac{1}{2} \theta_m'^2 u_l^2 + \frac{1}{2} \theta_m'^2 u_h^2 + 2\theta_m' u_l u_h' + \theta_m'' u_l u_h, \quad (2.36)$$

where the last contribution \mathcal{L}^θ comes from the \mathbf{Z}^2 contribution in \tilde{M} and from the term $au^T \mathbf{Z}u$ in (2.12), up to an integration by parts in order to eliminate the time-derivative of u_l . This contribution includes all the terms that depend explicitly on the variation of the angle θ_m . It contains a self-coupling term for the light and heavy modes as well as terms coupling the light and heavy modes. These terms are significant just at the moment of the turn but are then suppressed very quickly, since the behavior of θ_m is essentially the same as that of θ_p (see Fig. 3).

The Hamiltonian density associated with the above action is given by

$$\begin{aligned} \mathcal{H} = & \frac{1}{2} \pi_l^2 + \frac{1}{2} (\partial u_l)^2 + \frac{1}{2} \left(a^2 m_l^2 - \frac{a''}{a} \right) u_l^2 + \frac{1}{2} \pi_h^2 + \frac{1}{2} (\partial u_h)^2 + \frac{1}{2} \left(a^2 m_h^2 - \frac{a''}{a} \right) u_h^2 \\ & + \frac{3}{2} \theta_m'^2 u_l^2 - 2\theta_m' \pi_h u_l - \theta_m'' u_l u_h - \frac{1}{2} \theta_m'^2 u_h^2. \end{aligned} \quad (2.37)$$

where π_l and π_h denote the conjugate momenta associated with u_l and u_h , respectively. We now split the Hamiltonian into a free part and an interaction part, given respectively by

$$\mathcal{H}_0 = \mathcal{H}_0^{(l)} + \mathcal{H}_0^{(h)} \equiv \frac{1}{2} \pi_l^2 + \frac{1}{2} (\partial u_l)^2 + \frac{1}{2} \left(a^2 m_l^2 - \frac{a''}{a} \right) u_l^2 + \frac{1}{2} \pi_h^2 + \frac{1}{2} (\partial u_h)^2 + \frac{1}{2} \left(a^2 m_h^2 - \frac{a''}{a} \right) u_h^2 \quad (2.38)$$

and

$$\mathcal{H}_I = \mathcal{H}_I^{(l)} + \mathcal{H}_I^{(h)} + \mathcal{H}_I^{(\theta)}, \quad (2.39)$$

$$\mathcal{H}_I^{(l)} = \frac{1}{2} \Delta \left(a^2 m_l^2 - \frac{a''}{a} \right) u_l^2, \quad (2.40)$$

$$\mathcal{H}_I^{(h)} = \frac{1}{2} \Delta \left(a^2 m_h^2 - \frac{a''}{a} \right) u_h^2, \quad (2.41)$$

$$\mathcal{H}_I^{(\theta)} = -2\theta_m' u_l \pi_h - \theta_m'' u_l u_h + \frac{3}{2} \theta_m'^2 u_l^2 - \frac{1}{2} \theta_m'^2 u_h^2. \quad (2.42)$$

In the perturbative part, we have included not only the terms coming from \mathcal{L}^θ but also the contributions to the effective mass due to the turn (these contributions will be defined more precisely in the next section).

In the free part, the light and heavy modes are fully decoupled. Assuming a quasi-de Sitter expansion, i.e. $a = -1/(H\eta)$, the quantum fluctuations are described by

$$\hat{u}_{l,h}(\eta, \mathbf{k}) = u_{l,h}(\eta, \mathbf{k}) a_{l,h}(\mathbf{k}) + u_{l,h}^*(\eta, -\mathbf{k}) a_{l,h}^\dagger(-\mathbf{k}), \quad (2.43)$$

with

$$u_l(\eta, \mathbf{k}) = \frac{e^{-ik\eta}}{\sqrt{2k}} \left(1 - \frac{i}{k\eta} \right), \quad (2.44)$$

$$u_h(\eta, \mathbf{k}) = \frac{\sqrt{\pi}}{2} e^{-\frac{\pi}{2}\nu + i\frac{\pi}{4}} \sqrt{-\eta} H_{i\nu}^{(1)}(-k\eta) \quad \text{with } \nu = \sqrt{\frac{m_h^2}{H^2} - \frac{9}{4}}. \quad (2.45)$$

where the annihilation and creation operators, $a_{l,h}$ and $a_{l,h}^\dagger$ respectively, satisfy the usual commutation relations (with the heavy and light sectors fully independent).

Our final goal will be to compute the power spectrum \mathcal{P}_{u_l} of the light mode at late times (i.e. in the limit $\eta \rightarrow 0$), defined by

$$\langle 0|\hat{u}_l(0, \mathbf{k}_1)\hat{u}_l(0, \mathbf{k}_2)|0\rangle = (2\pi)^3\delta^{(3)}(\mathbf{k}_1 + \mathbf{k}_2)\mathcal{P}_{u_l}\frac{2\pi^2}{k_1^3}. \quad (2.46)$$

Taking into account only the free part of the Hamiltonian, one recovers the standard result

$$\mathcal{P}_{u_l(0)} = \frac{a^2 H^2}{4\pi^2}. \quad (2.47)$$

In the next two sections, we will compute the corrections to this power spectrum due to the interaction Hamiltonian. As suggested by the decomposition (2.39), one can consider separately two effects. The impact of the oscillating background component, due to $\mathcal{H}_I^{(l)}$, will be treated first². Finally, we will study the consequences of the couplings induced by the turn, i.e. the term $\mathcal{H}_I^{(\theta)}$.

III. IMPACT OF THE BACKGROUND OSCILLATIONS

In this section, we first derive an analytical estimate of the background quantity which appears in $\mathcal{H}_I^{(l)}$, introduced in (2.40). In order to do so, we need to study the evolution of the slow-roll parameter ϵ , which is directly related to the norm $\dot{\sigma}$ of the velocity vector, since $\epsilon = \dot{\sigma}^2/(2H^2)$. By taking time derivative of the adiabatic background equation (2.17), we get the (exact) equation

$$\frac{\ddot{\sigma}}{\dot{\sigma}} + 3H\frac{\ddot{\sigma}}{\dot{\sigma}} + 3\dot{H} + V_{,\sigma\sigma} - \dot{\theta}^2 = 0. \quad (3.1)$$

Using the number of e-folds N instead of cosmic time as the evolution variable, this implies the following *exact* equation of motion for ϵ :

$$\frac{1}{2\epsilon}\frac{d^2\epsilon}{dN^2} + \frac{1}{2}\left(3 - 5\epsilon - \frac{1}{2}\frac{d\ln\epsilon}{dN}\right)\frac{d\ln\epsilon}{dN} - 2\epsilon(3 - \epsilon) = S^{(\epsilon)}, \quad (3.2)$$

where the source term on the right hand side is defined as

$$S^{(\epsilon)} \equiv \left(\frac{d\theta_p}{dN} + \frac{d\psi}{dN}\right)^2 - \frac{\hat{m}_l^2}{H^2} - \frac{\hat{m}_h^2 - \hat{m}_l^2}{H^2}\sin^2\psi. \quad (3.3)$$

The source term depends on the evolution of the angle ψ . It can be determined from the equation (2.28), which can be rewritten in terms of e-folding number N as

$$\frac{d^2\psi}{dN^2} + 3\left(1 - \epsilon + \frac{1}{3\epsilon}\frac{d\epsilon}{dN}\right)\frac{d\psi}{dN} + \frac{\hat{m}_h^2 - \hat{m}_l^2}{2H^2}\sin(2\psi) = -\frac{d^2\theta_p}{dN^2} - 3\left(1 - \epsilon + \frac{1}{3\epsilon}\frac{d\epsilon}{dN}\right)\frac{d\theta_p}{dN}. \quad (3.4)$$

From now on, we consider the evolution of θ_p as given since it depends essentially on the shape of the potential, and we will try to estimate the behaviour of ϵ and of ψ when there is a sharp change of θ_p . A simple way to model this sharp change is to use a Gaussian function of the form

$$\frac{d\theta_p}{dN} = \Delta\theta\frac{\mu}{\sqrt{2\pi}}e^{-\frac{1}{2}\mu^2 N^2}, \quad (3.5)$$

where $\Delta\theta$ is the global ‘‘turning angle’’ of the trajectory (comparing the trajectory direction well before and after the turn), which we will assume to be small, and μ is a dimensionless quantity characterizing the ‘‘sharpness’’ of the turn. As discussed

² Note that the contribution $\mathcal{H}_I^{(h)}$ is of no direct relevance for our calculation since we are interested only in the power spectrum of the light mode, which is directly observable, and not that of the heavy mode.

in [31], a turn is considered to be “sharp” when the parameter μ is larger than the heavy mass m_h . In the following, we will restrict ourselves to the limit where μ is extremely large, corresponding to an *instantaneous turn* of the trajectory:

$$\frac{d\theta_p}{dN} = \Delta\theta \delta(N). \quad (3.6)$$

A more general discussion depending on the value of μ can be found in [31]. The dimensionless quantity $\Delta\theta$ will play the role of the small parameter in our perturbative treatment of the effects due to the turn.

A. Evolution of ψ

Let us start with the equation for ψ , which is simpler to solve as it does not depend on ϵ in the slow-roll approximation. The evolution of ψ has been analyzed in detail in our previous work [31]. Here we simply summarize the results.

Neglecting ϵ as well as $\epsilon^{-1}d\epsilon/dN$, and assuming ψ remains small, the equation (3.4) can be approximated by

$$\frac{d^2\psi}{dN^2} + 3\frac{d\psi}{dN} + \frac{\hat{m}_h^2 - \hat{m}_l^2}{2H^2} \sin(2\psi) = -\frac{d^2\theta_p}{dN^2} - 3\frac{d\theta_p}{dN}. \quad (3.7)$$

Although the Hubble parameter H contains a time-dependent contribution, as follows from the equation (3.2) for $\epsilon = (1/H)^2$, we assume that its leading component is constant during the turning process and H in (3.7) is thus treated as a constant.

By introducing the retarded Green’s function associated to the homogeneous part of Eq. (3.7), namely

$$G_\psi(N, N') = \frac{\sin(\hat{\omega}(N - N'))}{\hat{\omega}} e^{-\frac{3}{2}(N - N')} \Theta(N - N'), \quad \hat{\omega} \equiv \sqrt{\frac{m_h^2}{H^2} - \frac{9}{4}} \approx \frac{m_h}{H} \gg 1, \quad (3.8)$$

it is straightforward to determine the evolution for ψ :

$$\begin{aligned} \psi(N) &= -\int^N dN' G_\psi(N, N') \left(\frac{d^2\theta_p}{dN^2}(N') + 3\frac{d\theta_p}{dN}(N') \right) \\ &\equiv -\Delta\theta e^{-\frac{3}{2}N} \frac{\cos(\hat{\omega}N - \alpha)}{\cos\alpha} \Theta(N), \end{aligned} \quad (3.9)$$

with

$$\alpha = \arctan \frac{3}{2\hat{\omega}} \ll 1. \quad (3.10)$$

In the rest of this paper, we will write down our results directly in the limit $\alpha = 0$, for simplicity. We emphasize that the approximate solution (3.9) is valid only if $|\Delta\theta| \ll 1$, i.e. the turning angle is small.

B. Evolution of ϵ

Let us now study the equation of motion (3.2) for ϵ . After the turn, the source term (3.3) of the equation for ϵ is oscillating as a consequence of the oscillatory behavior of ψ (3.9) and ϵ will thus contain an oscillating component. Although the evolution equation (3.2) is nonlinear with respect to ϵ , in contrast to the equation for ψ , one can nevertheless solve it perturbatively for small $\Delta\theta$.

Assuming that the oscillatory part of ϵ is small with respect to its smooth part, i.e.

$$\epsilon \equiv \bar{\epsilon} + \Delta\epsilon, \quad \Delta\epsilon \ll \bar{\epsilon} \quad (3.11)$$

where $\bar{\epsilon}$ is the *smooth part* and $\Delta\epsilon$ the oscillatory part, the linearization of (3.2) immediately yields

$$\frac{d^2\Delta\epsilon}{dN^2} + 3\frac{d\Delta\epsilon}{dN} - 12\bar{\epsilon}\Delta\epsilon = 2\bar{\epsilon} S_{\text{osci}}^{(\epsilon)}, \quad (3.12)$$

where the right hand side contains only the oscillatory component of the source term $S^{(\epsilon)}$. Noting that

$$\frac{d\theta}{dN} = \frac{d\psi}{dN} + \frac{d\theta_p}{dN} = \Delta\theta \hat{\omega} e^{-\frac{3}{2}N} \sin(\hat{\omega}N) \Theta(N), \quad (3.13)$$

we get

$$S_{\text{osci}}^{(\epsilon)} = -(\Delta\theta)^2 \frac{m_h^2}{H^2} e^{-3N} \cos(2\hat{\omega}N) \Theta(N), \quad (3.14)$$

whereas the smooth part is simply $\bar{S}^{(\epsilon)} = -\hat{m}_l^2/H^2$. Again, we treat H as a constant. Moreover, in order to solve (3.12), we will replace $\bar{\epsilon}$ in terms of its constant average value ϵ_0 .

We can now solve Eq. (3.12) by introducing the retarded Green's function

$$G_\epsilon(N, N') = \frac{\sinh(w(N - N'))}{w} e^{-\frac{3}{2}(N - N')} \Theta(N - N'), \quad w = \sqrt{\frac{9}{4} + 12\epsilon_0} \approx \frac{3}{2}.$$

The contribution $\Delta\epsilon$ is thus given by

$$\begin{aligned} \Delta\epsilon &= -2\epsilon_0 (\Delta\theta)^2 \frac{m_h^2}{H^2} \Theta(N) \int_0^N dN' \frac{\sinh(w(N - N'))}{w} e^{-\frac{3}{2}(N - N')} e^{-3N'} \cos(2\hat{\omega}N') \\ &= \frac{1}{2}\epsilon_0 (\Delta\theta)^2 \Theta(N) e^{-3N} \cos(2\hat{\omega}N) + \text{non-osci}, \end{aligned} \quad (3.15)$$

where we have used the approximation $w \simeq 3/2$ to obtain the last line. In (3.15), ‘‘non-osci’’ denotes an additional non-oscillatory contribution to $\Delta\epsilon$ which is not relevant for our purpose. From the above derivation, the approximate solution for $\Delta\epsilon$ is valid only if $|\Delta\theta|$ is small.

C. Corrections to the power spectrum

We are now ready to evaluate the corrections to the light power spectrum due to the resonance between the background oscillations and the mode functions. Neglecting the light mass, the relevant component of the interaction Hamiltonian, introduced in (2.40), reduces to the expression (the subscript ‘‘osc’’ denotes the oscillatory part)

$$\mathcal{H}_I^{(l)} = -\frac{1}{2} \left(\frac{a''}{a} \right)_{\text{osc}} u_l^2 \simeq \frac{1}{2} a^2 H^2 \Delta\epsilon_{\text{osc}} u_l^2, \quad (3.16)$$

where we have used the relation $a''/a = a^2 H^2 (2 - \epsilon)$. Note that, even if the oscillatory component is negligible in the evolution of a and H , it can become significant in the second derivative of a which appears in the Hamiltonian.

The oscillatory component of $\Delta\epsilon$, given in (3.15) in terms of the number of e-folds, can be reexpressed as a function of the conformal time, using $N \approx H(t - t_*) = -\ln(\eta/\eta_*)$:

$$\Delta\epsilon_{\text{osc}}(\eta) = \frac{1}{2}\epsilon_0 (\Delta\theta)^2 \left(\frac{\eta}{\eta_*} \right)^3 \cos \left[2 \frac{m_h}{H} \ln \left(\frac{\eta}{\eta_*} \right) \right] \Theta \left[\ln \left(\frac{\eta_*}{\eta} \right) \right], \quad (3.17)$$

where t_* and η_* correspond to the time of the turn.

Substituting the interaction Hamiltonian

$$H_I = \frac{1}{2} a^2 H^2 \Delta\epsilon_{\text{osc}} \int d^3x u_l^2 = \frac{1}{2\eta^2} \Delta\epsilon(\eta) \int \frac{d^3p}{(2\pi)^3} u_l(\eta, \mathbf{p}) u_l(\eta, -\mathbf{p}) \quad (3.18)$$

into the first order expression (2.32) from the in-in formalism, we get, after some manipulations, the following contribution to the two-point correlation function of the light mode:

$$\Delta \langle \hat{u}_l(\eta, \mathbf{k}) \hat{u}_l(\eta, \mathbf{k}') \rangle = i (2\pi)^3 \delta(\mathbf{k} + \mathbf{k}') 2u_l^{*2}(\eta, k) \int_{-\infty}^{\eta} d\eta' \frac{1}{2\eta'^2} \Delta\epsilon(\eta') u_l^2(\eta', k) + \text{c.c.} \quad (3.19)$$

Similar contributions due to the resonance between the background oscillations and the perturbations have been first estimated in [24]. Inserting the expression (3.18) into the above formula, one obtains the correction to the light power spectrum, which, in the late time limit ($\eta \rightarrow 0$), takes the form

$$\frac{\Delta P(k)}{P_0(k)} = -\frac{i}{4} \epsilon_0 (\Delta\theta)^2 \frac{1}{x_*^3} I(k) + \text{c.c.} \quad (3.20)$$

where P_0 is the standard single-field power spectrum. We have introduced the quantity $x_* \equiv -k\eta_* = k/(a_*H)$, which expresses the ratio between an arbitrary wavenumber k and the wavenumber $k_* \equiv a_*H$ that crosses the Hubbe radius precisely at the turn, as well as the integral

$$I(k) = \int_0^{x_*} dx \cos \left[2\frac{m_h}{H} \ln \left(\frac{x}{x_*} \right) \right] e^{2ix} x \left(1 + \frac{i}{x} \right)^2. \quad (3.21)$$

In the regime $m_h \gg H$, the integral $I(k)$ contains fast-oscillating functions and can be estimated by using the ‘‘stationary phase’’ approximation³. Writing (3.21) as

$$I(k) = \frac{1}{2} \int_0^{x_*} dx e^{i\phi_+(x)} x \left(1 + \frac{i}{x} \right)^2 + \frac{1}{2} \int_0^{x_*} dx e^{i\phi_-(x)} x \left(1 + \frac{i}{x} \right)^2, \quad (3.22)$$

with

$$\phi_{\pm}(x) \equiv 2x \pm 2\frac{m_h}{H} \ln \left(\frac{x}{x_*} \right). \quad (3.23)$$

Since $x > 0$, only ϕ_- can reach its stationary value for $x_- = m_h/H$, provided x_- belongs to the interval $[0, x_*]$, i.e.

$$k > a_*m_h, \quad (3.24)$$

This implies that only the modes with sufficiently short wavelengths are affected by the oscillating background and thus sensitive to the induced resonant effect. In this case,

$$I(k) \approx \frac{1}{2} x_- \left(1 + \frac{i}{x_-} \right)^2 \sqrt{\frac{2\pi}{-i\phi_-''(x_-)}} e^{i\phi_-(x_-)} \Theta \left(\frac{k}{a_*m_h} - 1 \right), \quad (3.25)$$

with $\phi_-''(x_-) = 2H/m_h$. We thus find that the correction to the power spectrum (3.20) due to the oscillating background is given by

$$\left(\frac{\Delta P}{P_0} \right)_{\text{osc}} \approx \frac{\sqrt{\pi}}{4} \epsilon_0 (\Delta\theta)^2 \frac{1}{x_*^3} \left(\frac{m_h}{H} \right)^{3/2} \cos \left[2\frac{m_h}{H} \ln \left(\frac{k}{a_*m_h} \right) + 2\frac{m_h}{H} - \frac{\pi}{4} \right] \Theta \left(\frac{k}{a_*m_h} - 1 \right). \quad (3.26)$$

This is the main result of this work. The above expression means that, just after a the sharp turn, the oscillating background leaves an imprint on the power spectrum with features that are periodic in $\ln k$, with a frequency $2m_h/H \gg 1$. These oscillatory features manifest themselves only on small lengthscales, i.e. for modes large wavenumber $k > a_*m_h$. However, the amplitude of these features quickly decreases with k , because of the factor $1/x_*^3$. Finally, the global amplitude is also suppressed by the slow-roll parameter ϵ_0 (the turning angle $\Delta\theta$ is also small in our perturbative approach, but this assumption can be relaxed in principle). Note that our result (3.26) possesses the same dependence on k as that obtained in [25], but the amplitude is smaller in our case. Typically, we find that the effect is proportional to $(m_h/H)^{3/2}\epsilon$, in contrast with the $(m_h/H)^{7/2}\epsilon$ amplitude obtained in [25]. As we explain in the appendix, the result of [25] relies on a single-field approximation which leads to a calculation that differs from ours.

IV. IMPACT OF THE COUPLING TERMS ARISING FROM THE TURN

We now consider the influence on the power spectrum of the coupling terms that arise directly from the turn, i.e. the terms included in the Hamiltonian contribution $\mathcal{H}_I^{(\theta)}$, more specifically

$$\mathcal{H}_I^{(\theta,1)} = \frac{3}{2} \theta_m'^2 u_l^2, \quad \mathcal{H}_I^{(\theta,2)} = -2\theta'_m u_l \pi_h - \theta''_m u_l u_h. \quad (4.1)$$

There is also a self-coupling term for the heavy mode in $\mathcal{H}_I^{(\theta)}$, but since we are interested only in the power spectrum for the light mode, this term is irrelevant and can be ignored in our calculation.

The impact of these contributions has already been analyzed in details in [31], but by solving directly the equations of motion perturbatively. Here, we wish to compute the corrections induced on the power spectrum by using the in-in formalism, which has been widely used in the last few years to study cosmological perturbations from inflationary models. We then show that the results from the in-in formalism are exactly the same as those obtained in [31].

³ The relevant formula is well-known: $\int dx e^{i\phi(x)} \approx \sqrt{\frac{2\pi}{-i\phi''(x_s)}} e^{i\phi(x_s)}$, where x_s satisfies $\phi'(x_s) = 0$.

A. Calculation in the in-in formalism

From (4.1), the leading order contributions to the two-point function of the light mode u_l due to the direct couplings at the turn arise from the interaction Hamiltonian

$$H_I^c = H_I^{c(1)} + H_I^{c(2)}, \quad (4.2)$$

with (in Fourier space)

$$H_I^{c(1)} = \frac{3}{2} \theta_m'^2(\eta) \int \frac{d^3 p}{(2\pi)^3} u_l(\eta, \mathbf{p}) u_l(\eta, -\mathbf{p}), \quad (4.3)$$

$$H_I^{c(2)} = - \int \frac{d^3 p}{(2\pi)^3} u_l(\eta, \mathbf{p}) (\theta_m''(\eta) + 2\theta_m'(\eta) \partial_\eta) u_h(\eta, -\mathbf{p}), \quad (4.4)$$

where $H^{c(1)}$ corresponds to the self-coupling of the light mode u_l and $H^{c(2)}$ to the coupling with the heavy mode u_h . It is important to notice that $H^{c(1)}$ is proportional to $\Delta\theta^2$, whereas $H^{c(2)}$ depends linearly on $\Delta\theta$. However, the two-point correlation function for the light mode must involve at least two $H^{c(2)}$ vertices, and only one $H^{c(1)}$ vertex, as depicted in Fig. 4. As a consequence, the two contributions to the two-point function of the light mode will be of the same order, namely quadratic, in the small parameter $\Delta\theta$. Note that the subscripts “(1)” and “(2)” thus correspond to the number of vertices in the associated Feynman-type diagrams.




FIG. 4: Feynman-type graphs for the leading order contributions due to the turning trajectory to the power spectrum of the light modes. Left panel: contribution from the self-coupling of the light mode itself, which is of order $\sim \theta_m'^2$. Right panel: contribution from the coupling with the heavy mode, which is of order $\sim \theta_m'$. Since the later involves two vertices, both contributions are of the same order of magnitude.

To compute the first contribution (left in Fig. 4), one simply needs to apply the first order expression (2.32), which yields

$$\langle \hat{u}_l(\eta, \mathbf{k}_1) \hat{u}_l(\eta, \mathbf{k}_2) \rangle_{(1)} = -2\Re \left[i \int_{-\infty}^{\eta} d\eta' \left\langle \hat{u}_l(\eta, \mathbf{k}_1) \hat{u}_l(\eta, \mathbf{k}_2) \hat{H}^{c(1)}(\eta') \right\rangle \right] \quad (4.5)$$

which is already proportional to $\Delta\theta^2$. By contrast, for the second contribution (right in Fig. 4), due to the coupling of u_l with u_h , one needs the second order expression (2.33). This gives

$$\begin{aligned} \langle \hat{u}_l(\eta, \mathbf{k}_1) \hat{u}_l(\eta, \mathbf{k}_2) \rangle_{(2)} &= -2\Re \left[\int_{-\infty}^{\eta} d\eta_1 \int_{-\infty}^{\eta_1} d\eta_2 \left\langle \hat{u}_l(\eta, \mathbf{k}_1) \hat{u}_l(\eta, \mathbf{k}_2) \hat{H}^{c(2)}(\eta_1) \hat{H}^{c(2)}(\eta_2) \right\rangle \right] \\ &+ \int_{-\infty}^{\eta} d\eta_1 \int_{-\infty}^{\eta} d\eta_2 \left\langle \hat{H}^{c(2)}(\eta_1) \hat{u}_l(\eta, \mathbf{k}_1) \hat{u}_l(\eta, \mathbf{k}_2) \hat{H}^{c(2)}(\eta_2) \right\rangle, \end{aligned} \quad (4.6)$$

which is proportional to $\Delta\theta^2$ and thus of the same order as (4.5). After some straightforward manipulations, we find that the correction to the light power spectrum due to the direct couplings at the turn, is given, in the late time limit $\eta \rightarrow 0$, by the expression

$$\begin{aligned} \left(\frac{\Delta P}{P_0} \right)_c(k) &= -3i \int_{-\infty}^0 d\eta \theta_m'^2(\eta) (u_l^2(\eta) - u_l^{*2}(\eta)) + 2 \left| \int_{-\infty}^0 d\eta u_l(\eta) \Gamma(\eta) \right|^2 \\ &+ 4\Re \int_{-\infty}^0 d\eta_1 \int_{-\infty}^{\eta_1} d\eta_2 u_l^*(\eta_1) u_l^*(\eta_2) \Gamma(\eta_1) \Gamma^*(\eta_2), \end{aligned} \quad (4.7)$$

where we have defined (the k -dependence of the mode functions is not written explicitly, for simplicity)

$$\Gamma(\eta) := \theta_m''(\eta) u_h(\eta) + 2\theta_m'(\eta) u_h'(\eta).$$

We refer the reader to our previous paper [31] to find quantitative estimates of the above expression, since it is equivalent to our previous result as we show next.

B. Comparison with the Green's function approach

In our previous work [31], we have obtained the correction to the power spectrum by working directly with the equations of motion for the perturbations (2.29)-(2.30). For example, let us write the equation of motion (2.29) for the light mode (with $m_l = 0$) as

$$u_l'' + \left(k^2 - \frac{a''}{a} \right) = S_l + S_h, \quad (4.8)$$

with the two source terms

$$S_l = \theta_m'^2 u_l, \quad S_h = \theta_m'' u_h + 2\theta_m' u_h'. \quad (4.9)$$

Note that S_l is linear in $\Delta\theta$ whereas S_h is quadratic, similarly to $H^{c(2)}$ and $H^{c(1)}$ introduced above. Treating the source terms perturbatively, one can write the solution of the above equation in the form

$$u_l \simeq \lambda_l u_{l(0)} + C u_{l(0)} + D u_{l(0)}^*, \quad (4.10)$$

where λ_l is some coefficient depending on the initial conditions⁴ and the perturbative coefficients are given by

$$C = i \int u_{l(0)}^* (S_l + S_h), \quad D = -i \int u_{l(0)} (S_l + S_h). \quad (4.11)$$

Similarly, the perturbative solution of the equation of motion (2.30) for the heavy mode is

$$u_h \simeq \lambda_h u_{h(0)} + E u_{h(0)} + F u_{h(0)}^*, \quad (4.12)$$

where the coefficients E and F can be written in a form analogous to (4.11).

In order to compute the power spectrum, one must take into account the fact that the initial Bunch-Davies vacua for the light and heavy modes are uncorrelated and therefore sum in quadrature the power spectra obtained separately with the initial conditions ($\lambda_l = 1, \lambda_h = 0$) and ($\lambda_l = 0, \lambda_h = 1$). The total power spectrum is thus

$$\frac{P}{P_0} = |1 + C_1 - D_1|^2 + |C_2 - D_2|^2 \quad (4.13)$$

where the first term corresponds to the initial conditions ($\lambda_l = 1, \lambda_h = 0$) and the second to ($\lambda_l = 0, \lambda_h = 1$). Since we have solved the equations of motion perturbatively, we must expand the above expression with respect to the small parameter $\Delta\theta$. The coefficients C_1 and D_1 contain two types of components: a term coming from S_l with $u_l = u_{l(0)}$, and a term coming from S_h with $u_h = E_1 u_{h(0)} + F_1 u_{h(0)}^*$, and both terms are of order $\Delta\theta^2$. By contrast, C_2 and D_2 start at order $\Delta\theta$. Consequently, the leading correction of the power spectrum is of order $\Delta\theta^2$ and is given by

$$\frac{\Delta P}{P_0} = 2\Re(C_1 - D_1) + |C_2 - D_2|^2. \quad (4.14)$$

The explicit calculation gives [31]

$$\begin{aligned} \left(\frac{\Delta P}{P_0} \right)_\theta(k) = & -3i \int_{-\infty}^0 d\eta \theta_m'^2(\eta) (u_l^2(\eta) - u_l^{*2}(\eta)) + 4 \left| \int_{-\infty}^0 d\eta \Re u_l(\eta) \Gamma(\eta) \right|^2 \\ & - \int_{-\infty}^0 d\eta_1 \int_{-\infty}^{\eta_1} d\eta_2 (u_l(\eta_1) + u_l^*(\eta_1)) (u_l(\eta_2) - u_l^*(\eta_2)) [\Gamma(\eta_1) \Gamma^*(\eta_2) - \Gamma^*(\eta_1) \Gamma(\eta_2)]. \end{aligned} \quad (4.15)$$

The above form can be obtained by performing integrations by parts and regrouping the terms in the relevant expressions (Eq.(5.16)-Eq.(5.19)) in [31].

⁴ In principle, the homogeneous solution contains also a term $u_{l(0)}^*$ but we only consider initial conditions (Bunch-Davies vacuum) where this component vanishes.

The difference between this result and the expression obtained via the in-in formalism (4.7) can be written as $I_1 + 2\Re I_2$, with

$$I_1 := - \int_{-\infty}^0 d\eta_1 \int_{-\infty}^0 d\eta_2 [u_l(\eta_1) u_l^*(\eta_2) - u_l^*(\eta_1) u_l(\eta_2)] \Gamma(\eta_1) \Gamma^*(\eta_2) \\ + \int_{-\infty}^0 d\eta_1 \int_{-\infty}^{\eta_1} d\eta_2 [u_l(\eta_1) u_l^*(\eta_2) - u_l^*(\eta_1) u_l(\eta_2)] [\Gamma(\eta_1) \Gamma^*(\eta_2) - \Gamma^*(\eta_1) \Gamma(\eta_2)], \quad (4.16)$$

$$I_2 := \int_{-\infty}^0 d\eta_1 \int_{-\infty}^0 d\eta_2 u_l^*(\eta_1) u_l^*(\eta_2) \Gamma(\eta_1) \Gamma^*(\eta_2) \\ - \int_{-\infty}^0 d\eta_1 \int_{-\infty}^{\eta_1} d\eta_2 u_l^*(\eta_1) u_l^*(\eta_2) [\Gamma(\eta_1) \Gamma^*(\eta_2) + \Gamma^*(\eta_1) \Gamma(\eta_2)]. \quad (4.17)$$

Using the trick

$$\int_{-\infty}^0 d\eta_1 \int_{-\infty}^0 d\eta_2 \Phi(\eta_1, \eta_2) = \int_{-\infty}^0 d\eta_1 \int_{-\infty}^{\eta_1} d\eta_2 \Phi(\eta_1, \eta_2) + \int_{-\infty}^0 d\eta_1 \int_{-\infty}^{\eta_1} d\eta_2 \Phi(\eta_2, \eta_1), \quad (4.18)$$

to rewrite the first lines in (4.16) and (4.17) respectively, one can show immediately that $I_1 = I_2 = 0$, which implies that the Green's function approach and the in-in formalism are exactly equivalent, as could have been expected (see e.g. [41]).

V. CONCLUSIONS

In this work, we have considered in detail the impact of a sudden turn of the inflationary trajectory in a two-dimensional potential that contains a light direction and a heavy direction. In contrast to many treatments in the literature, our approach goes beyond a description in terms of a single effective degree of freedom and takes into account both the light and heavy modes. Moreover, we have tried to rely as much as possible on an analytical treatment: even if it requires some approximations, it gives more physical insight into the phenomena than a numerical resolution.

We have considered separately two effects. One is the impact of the direct coupling between the light and massive modes at the instant of the turn. Although we had already treated this aspect in our previous work [31], we have computed this effect here by using a different route, namely the in-in formalism that has become ubiquitous in the recent literature on perturbations. In this way, we have confirmed our previous conclusions, based on the more traditional use of Green's function methods. The second aspect is the resonant effect on the power spectrum of the tiny periodic component in the background due to the oscillations along the massive direction after the turn. In contrast with some previous estimates, our analytical treatment indicates that the amplitude of this effect is in general small, since it is suppressed by the slow-roll parameter ϵ (and enhanced by a factor $(m_h/H)^{3/2}$). The dependence on the wavenumber is the same as calculated previously. We believe that the difference between previous analytical works and ours is due to the single-field approximation adopted in the former. As discussed in more details in our appendix (see also [42]), such truncation to a single degree of freedom depends crucially on the choice of gauge and the choice of variables. Although our results indicate that the resonant effect in the simplest models will be very difficult to detect, it is worth mentioning that significant resonant effects could be generated in models involving derivative couplings between the inflaton and the heavy field [43–45].

Acknowledgments

We would like to thank Xingang Chen, whose stimulating questions initiated this project, for fruitful and challenging discussions and correspondence. We are also grateful to Ryo Saito, who pointed out the difference between the single-field approximation in the flat gauge and that in the uniform-light field gauge, for very fruitful discussions that helped the writing of the Appendix in this paper. We finally thank Thorsten Battefeld for very instructive discussions. X.G. and D.L. were partly supported by ANR (Agence Nationale de la Recherche) grant ‘‘STR-COSMO’’ ANR-09-BLAN-0157-01. S.M. was supported by IN2P3.

Appendix A: Comparison of our variables with previous works

Let us write the scalarly perturbed metric in the form

$$ds^2 = -(1 + 2\phi)dt^2 + 2\partial_i B dt dx^i + a^2(t) [(1 - 2\psi) \delta_{ij} + 2\partial_i \partial_j E] dx^i dx^j. \quad (A1)$$

1. Single scalar field

Let us first recall the usual notation for the perturbations in single field inflation, where the scalar field is denoted ϕ . Combining the metric perturbation ψ and the scalar field perturbation $\delta\phi$, one can construct the gauge-invariant quantity

$$Q := \delta\phi + \frac{\dot{\phi}}{H}\psi. \quad (\text{A2})$$

In the flat gauge ($\psi = 0$), the field fluctuation coincides with Q . Alternatively, one can work with the other gauge-invariant quantity

$$\mathcal{R} := \frac{H}{\dot{\phi}}Q = \psi + \frac{H}{\dot{\phi}}\delta\phi \quad (\text{A3})$$

In the uniform field gauge (i.e. $\delta\phi = 0$), the curvature perturbation ψ coincides with \mathcal{R} . Note that the quantity \mathcal{R} , up to a sign, is often denoted ζ in the literature [40, 46]⁵.

The quadratic action governing the dynamics of the scalar degree of freedom, can be written in terms of Q ,

$$S_Q = \frac{1}{2} \int dt d^3x a^3 \left\{ \dot{Q}^2 - \frac{1}{a^2} \partial_i Q \partial^i Q - \left[V'' - \frac{1}{a^3} \frac{d}{dt} \left(\frac{a^3 \dot{\phi}^2}{H} \right) \right] Q^2 \right\} \quad (\text{A4})$$

or in terms of \mathcal{R} ,

$$S_{\mathcal{R}} = \frac{1}{2} \int dt d^3x a^3 \frac{\dot{\phi}^2}{2H^2} \left\{ \dot{\mathcal{R}}^2 - \frac{1}{a^2} \partial_i \mathcal{R} \partial^i \mathcal{R} \right\} \quad (\text{A5})$$

2. Two-field models

Let us now discuss the perturbations in models with two scalar fields. From the two scalar field perturbations $\delta\phi_I$, one can construct two gauge-invariant quantities

$$Q_I := \delta\phi_I + \frac{\dot{\phi}_I}{H}\psi. \quad (\text{A6})$$

One can also define the global gauge-invariant curvature perturbation

$$\mathcal{R} = \frac{H}{\|\dot{\vec{\phi}}\|^2} \dot{\phi}_I Q_I = \psi + \frac{H}{\|\dot{\vec{\phi}}\|^2} \dot{\phi}_I \delta\phi_I. \quad (\text{A7})$$

a. Kinematic basis

Instead of the initial field basis, one can decompose the perturbations in the kinematic basis.

The first vector, which we denote e_{\parallel}^I , is parallel to the instantaneous velocity along the inflationary trajectory, and the second vector, denoted e_{\perp}^I , is orthogonal to the first. The corresponding gauge-invariant quantities in this basis are denoted respectively

$$(Q_{\parallel}, Q_{\perp}) \quad \text{kinematic basis} \quad (\text{A8})$$

Note that

$$\mathcal{R} = \frac{H}{\|\dot{\vec{\phi}}\|} Q_{\parallel} \quad (\text{A9})$$

⁵ It should however not be confused with $\zeta_{\text{Bardeen}} \equiv -\psi + H\delta\rho/\rho$. The quantity ζ_{Bardeen} differs from \mathcal{R} , although they coincide on super-Hubble scales.

The quantity

$$\mathcal{S} = \frac{H}{\|\dot{\phi}\|} Q_{\perp} \quad (\text{A10})$$

corresponds to the (instantaneous) isocurvature perturbation. One can also work directly with \mathcal{R} and Q_{\perp} , as in Ref. [23] (where Q_{\perp} is named \mathcal{F}).

b. “potential” basis

One can choose for the basis the two eigenvectors of the matrix $\partial_I \partial_J V$. The first, corresponding to the smallest eigenvalue, is the light vector denoted e_l^I ; the second represents the heavy direction and is denoted e_h^I . The corresponding gauge-invariant quantities in this basis are

$$(Q_l, Q_h) \quad \text{potential basis} \quad (\text{A11})$$

In general, one goes from one basis to another by a simple rotation. An important point is that, *before and long after the turn*, the two above bases coincide.

c. Uniform light-field gauge

In single field inflation, it is sometimes convenient to use the uniform-field gauge leading, as we saw above, to the action (A5). One possible extension of this gauge in the two-field context is the uniform *light-field* gauge ($E = 0, \delta\phi_l = 0$), which has been used in [25]. In this description, the two degrees of freedom are

$$\zeta \equiv \psi = \frac{H}{\dot{\phi}_l} Q_l, \quad \delta\sigma \equiv \delta\phi_h. \quad (\text{A12})$$

In [25], the resonant effect was computed by truncating the quadratic action expressed in terms of ζ and $\delta\sigma$. Keeping the terms that depend only on ζ (i.e. setting $\delta\sigma = 0$) leads to an action where the kinetic and gradient terms for ζ are both proportional to $\epsilon = (\dot{\phi}_l^2 + \dot{\phi}_h^2)/(2H^2)$.

However, the uniform-light-field gauge is very special in the sense that the fluctuation $\delta\sigma$ in fact depends on both the gauge-invariant perturbations Q_h and Q_l :

$$\delta\sigma = Q_h - \frac{\dot{\phi}_h}{\dot{\phi}_l} Q_l. \quad (\text{A13})$$

In order to disentangle the light and heavy degrees of freedom, it is useful to write the quadratic action for the perturbations (2.9) in terms of ζ and of Q_h . One finds

$$S = \int dt d^3x a^3 \left\{ \frac{\dot{\phi}_l^2}{2H^2} \dot{\zeta}^2 - \frac{\dot{\phi}_l^2}{2H^2} \frac{(\partial\zeta)^2}{a^2} + \frac{1}{2} \dot{Q}_h^2 - \frac{1}{2} \frac{(\partial Q_h)^2}{a^2} + \frac{1}{2} \mu_{\zeta}^2 \zeta^2 + \frac{1}{2} \mu_{Q_h}^2 Q_h^2 + \lambda \zeta Q_h \right\}, \quad (\text{A14})$$

with

$$\begin{aligned} \mu_{\zeta}^2 &\equiv \frac{(3-\epsilon)}{H^2} \dot{\phi}_l^2 \dot{\phi}_h^2 + \frac{\dot{\phi}_l \dot{\phi}_h}{H^3} \left(\dot{\phi}_l V_{,h} + \dot{\phi}_h V_{,l} \right), & \mu_{Q_h}^2 &\equiv - \left(V_{,hh} + 2 \frac{\dot{\phi}_h V_{,h}}{H} + (3-\epsilon) \dot{\phi}_h^2 \right), \\ \lambda &\equiv 2 \frac{\dot{\phi}_l}{H} \left[\left(V_{,l} \frac{\dot{\phi}_h}{H} + V_{,h} \frac{\dot{\phi}_l}{H} \right) + (3-\epsilon) \dot{\phi}_l \dot{\phi}_h \right]. \end{aligned} \quad (\text{A15})$$

If one truncates the above action to keep only the light degree of freedom ζ , one sees that the coefficient in front of $\dot{\zeta}^2$ and $(\partial\zeta)^2$ is $\dot{\phi}_l^2/(2H^2)$ instead of ϵ : the $\dot{\phi}_h^2$ contribution, which is the main oscillating term, is not present in our case. More details and a broader discussion of this issue will be presented elsewhere [42].

- [2] A. Achucarro, J. O. Gong, S. Hardeman, G. A. Palma and S. P. Patil, Phys. Rev. D **84** (2011) 043502 [arXiv:1005.3848 [hep-th]].
- [3] A. Achucarro, J. O. Gong, S. Hardeman, G. A. Palma and S. P. Patil, JCAP **1101** (2011) 030 [arXiv:1010.3693 [hep-ph]].
- [4] X. Gao, JCAP **1002** (2010) 019 [arXiv:0908.4035 [hep-th]].
- [5] X. Chen and Y. Wang, Phys. Rev. D **81**, 063511 (2010) [arXiv:0909.0496 [astro-ph.CO]].
- [6] X. Chen and Y. Wang, JCAP **1004**, 027 (2010) [arXiv:0911.3380 [hep-th]].
- [7] M. G. Jackson and K. Schalm, Phys. Rev. Lett. **108** (2012) 111301 [arXiv:1007.0185 [hep-th]].
- [8] S. Cremonini, Z. Lalak and K. Turzynski, JCAP **1103**, 016 (2011) [arXiv:1010.3021 [hep-th]].
- [9] M. G. Jackson and K. Schalm, arXiv:1104.0887 [hep-th].
- [10] S. R. Behbahani, A. Dymarsky, M. Mirbabayi and L. Senatore, JCAP **1212** (2012) 036 [arXiv:1111.3373 [hep-th]].
- [11] A. Achucarro, J. -O. Gong, S. Hardeman, G. A. Palma and S. P. Patil, JHEP **1205**, 066 (2012) [arXiv:1201.6342 [hep-th]].
- [12] M. G. Jackson and K. Schalm, arXiv:1202.0604 [hep-th].
- [13] A. Avgoustidis, S. Cremonini, A. -C. Davis, R. H. Ribeiro, K. Turzynski and S. Watson, JCAP **1206**, 025 (2012) [arXiv:1203.0016 [hep-th]].
- [14] X. Chen and Y. Wang, JCAP **1209**, 021 (2012) [arXiv:1205.0160 [hep-th]]. arXiv:1205.0160;
- [15] S. Pi and M. Sasaki, JCAP **1210** (2012) 051 [arXiv:1205.0161 [hep-th]].
- [16] A. Achucarro, V. Atal, S. Cespedes, J. -O. Gong, G. A. Palma and S. P. Patil, Phys. Rev. D **86**, 121301 (2012) [arXiv:1205.0710 [hep-th]].
- [17] C. P. Burgess, M. W. Horbatsch and S. .P. Patil, JHEP **1301** (2013) 133 [arXiv:1209.5701 [hep-th]].
- [18] R. Gwyn, G. A. Palma, M. Sakellariadou and S. Syropoulos, JCAP **1304** (2013) 004 [arXiv:1210.3020 [hep-th]].
- [19] T. Noumi, M. Yamaguchi and D. Yokoyama, JHEP **1306** (2013) 051 [arXiv:1211.1624 [hep-th]].
- [20] A. Achucarro, J. -O. Gong, G. A. Palma and S. P. Patil, arXiv:1211.5619 [astro-ph.CO].
- [21] T. Battefeld, J. C. Niemeyer and D. Vlaykov, JCAP **1305**, 006 (2013) [arXiv:1302.3877 [astro-ph.CO]].
- [22] G. Shiu and J. Xu, Phys. Rev. D **84**, 103509 (2011) [arXiv:1108.0981 [hep-th]].
- [23] S. Cespedes, V. Atal and G. A. Palma, JCAP **1205**, 008 (2012) [arXiv:1201.4848 [hep-th]].
- [24] X. Chen, R. Easther and E. A. Lim, JCAP **0804**, 010 (2008) [arXiv:0801.3295 [astro-ph]].
- [25] X. Chen, JCAP **1201**, 038 (2012) [arXiv:1104.1323 [hep-th]].
- [26] X. Chen, Phys. Lett. B **706**, 111 (2011) [arXiv:1106.1635 [astro-ph.CO]].
- [27] X. Chen and C. Ringeval, JCAP **1208** (2012) 014 [arXiv:1205.6085 [astro-ph.CO]].
- [28] M. G. Jackson, B. Wandelt and F. Bouchet, arXiv:1303.3499 [hep-th].
- [29] P. A. R. Ade *et al.* [Planck Collaboration], arXiv:1303.5082 [astro-ph.CO].
- [30] C. M. Peterson and M. Tegmark, arXiv:1111.0927 [astro-ph.CO].
- [31] X. Gao, D. Langlois, S. Mizuno, JCAP **1210**, 040 (2012) [arXiv:1205.5275 [hep-th]].
- [32] S. Cespedes and G. A. Palma, arXiv:1303.4703 [hep-th].
- [33] Z. Lalak, D. Langlois, S. Pokorski and K. Turzynski, JCAP **0707**, 014 (2007) [arXiv:0704.0212 [hep-th]]. D. Langlois and S. Renaux-Petel, JCAP **0804** (2008) 017 [arXiv:0801.1085 [hep-th]]. D. Langlois, S. Renaux-Petel, D. A. Steer and T. Tanaka, Phys. Rev. Lett. **101** (2008) 061301 [arXiv:0804.3139 [hep-th]]. D. Langlois, S. Renaux-Petel, D. A. Steer and T. Tanaka, Phys. Rev. D **78** (2008) 063523 [arXiv:0806.0336 [hep-th]]. F. Arroja, S. Mizuno and K. Koyama, JCAP **0808**, 015 (2008) [arXiv:0806.0619 [astro-ph]]. J. -O. Gong and T. Tanaka, JCAP **1103**, 015 (2011) [Erratum-ibid. **1202**, E01 (2012)] [arXiv:1101.4809 [astro-ph.CO]].
- [34] D. Langlois, Lect. Notes Phys. **800**, 1 (2010) [arXiv:1001.5259 [astro-ph.CO]].
- [35] C. Gordon, D. Wands, B. A. Bassett and R. Maartens, Phys. Rev. D **63** (2001) 023506 [arXiv:astro-ph/0009131].
- [36] S. Groot Nibbelink and B. J. W. van Tent, Class. Quant. Grav. **19** (2002) 613 [arXiv:hep-ph/0107272 [hep-ph]].
- [37] S. Weinberg, Phys. Rev. D **72**, 043514 (2005) [hep-th/0506236].
- [38] S. Weinberg, Phys. Rev. D **74**, 023508 (2006) [hep-th/0605244].
- [39] D. Seery, K. A. Malik and D. H. Lyth, JCAP **0803** (2008) 014 [arXiv:0802.0588 [astro-ph]].
- [40] X. Chen, Adv. Astron. **2010** (2010) 638979 [arXiv:1002.1416 [astro-ph.CO]].
- [41] S. Weinberg, Phys. Rev. D **78** (2008) 063534 [arXiv:0805.3781 [hep-th]].
- [42] X. Chen, X. Gao, D. Langlois, S. Mizuno, in preparation.
- [43] R. Saito, M. Nakashima, Y. Takamizu and J. Yokoyama, JCAP **1211** (2012) 036 [arXiv:1206.2164 [astro-ph.CO]].
- [44] T. Kobayashi and J. Yokoyama, JCAP **1302** (2013) 005 [arXiv:1210.4427 [astro-ph.CO]].
- [45] R. Saito and Y. Takamizu, arXiv:1303.3839 [astro-ph.CO].
- [46] J. M. Maldacena, JHEP **0305** (2003) 013 [astro-ph/0210603].