

Analysis of communities in a mythological social network

P. J. Miranda¹, M. S. Baptista², and S. E. de Souza Pinto^{1,2*}

1. Departamento de Física, Universidade Estadual

de Ponta Grossa, 84030-900, Paraná, Brazil

2. Institute for Complex Systems and Mathematical Biology,

SUPA, University of Aberdeen, Aberdeen, United Kingdom

(Dated: April 4, 2024)

Abstract

The intriguing nature of classical Homeric narratives has always fascinated the occidental culture contributing to philosophy, history, mythology and straight forwardly to literature. However what would be so intriguing about Homer's narratives? At a first gaze we shall recognize the very literal appeal and aesthetic pleasure presented on every page across Homer's chants in Odyssey and rhapsodies in Iliad. Secondly we may perceive a biased aspect of its stories contents, varying from real-historical to fictional-mythological. To encompass this glance, there are some new archeological finding that supports historicity of some events described within Iliad, and consequently to Odyssey. Considering these observations and using complex network theory concepts, we managed to built and analyze a social network gathered across the classical epic, Odyssey of Homer. Longing for further understanding, topological quantities were collected in order to classify its social network qualitatively into real or fictional. It turns out that most of the found properties belong to real social networks besides assortativity and giant component's size. In order to test the network's possibilities to be real, we removed some mythological members that could imprint a fictional aspect on the network. Carrying on this maneuver the modified social network resulted on assortative mixing and reduction of the giant component, as expected for real social networks. Overall we observe that Odyssey might be an amalgam of fictional elements plus real based human relations, which corroborates other author's findings for Iliad and archeological evidences.

PACS numbers: 89.75.-k, 89.65.Ef, 02.10.Ox

* Corresponding author: desouzapinto@gmail.com

I. INTRODUCTION

The paradigm shift of reductionism to holism are in common use nowadays, turning the scientist's interests to the interdisciplinary approach [1]. This endeavor may be accomplished as far as the fundamental concepts of complex network theory are applied on problems that may arise from many areas of study, like social networks, communication, economy, financial market, computer science, internet, World Wide Web, transportation, electric power distribution, molecular biology, ecology, neuroscience, linguistics, climate networks and so on [2]. As the study of the objects under the network subject paradigm goes on [3], some classes may arise as function of their general structure or topology [4]. Given these structures, some patterns may be perceived into the aspect of network measures that, in addition to one another, may determine a class of networks [5]. Considering this one can define some sort of taxonomy of networks that can be built by the simple comparison regarding their topological properties [6]. With conformity with this reasoning, a notion of universality also may be used as key-concept to unify the various kinds of networks into characteristic groups [7].

Based on this concept of universality, Carron and Kenna [8] proposed an analysis method to discriminate a given narrative into real or fictional, based on the social network it would represent. Specifically they analyzed three classical narratives with uncertain historicity, which was: Beowulf, Iliad and Táin Bó Cuailnge [8]. From these was created some sort of social networks where nodes would represent characters and edges their social relation in the tale. As result, it generated what was denominated the mythological networks. This type of network is essentially a social network with distinguished topological properties. In order to determine what is distinguished, we must first determine what is common in topological terms. The real social networks are known to be usually small world [4, 9], hierarchically organized [10–12], highly clustered, assortatively mixed by degree [13, 14], and scale free [4, 15]. In addition to these basic characteristics, real social networks also may show power law dependence of the degree distribution [4], hold a giant component with less than 90% of the total number of vertices, be vulnerable to targeted attacks and hold robustness to random attacks [16].

In the other extreme of a social networks configuration derived from a narrative, there are the fictional social networks. These can be characterized as being small world, bear

hierarchical structure, hold a exponential dependence of degree distribution, not scale free, size giant component with more than 90% of the total vertices, show no assortativity by degree and being robust to random or targeted attacks. Its properties show some resembling features of real social networks. However a profound analysis would show their artificial nature [8, 12, 17]. Based on these set of classificatory properties, the authors of the preceding research figured out that Iliad would be more realistic than fictional in term of its social network, whilst the other two (Beowulf and Táin) would be needed some simple and reasonable modification to render their network as real [9]. Although this made manipulation, they managed to synthesize a way to analyze folktales, myths or other classical poems, epics or narratives. This synthesis can be used to identify sociological structure which is valuable as a tool in the field of comparative mythology. Conversely it is worth noting and citing

Campbell’s work *The Hero with a Thousand Faces*, where is brought to light a notion that mythological narratives from diverse culture frequently share the same structure denominated the monomyth [18]. With Carron’s and Kenna’s results and Campbell’s statement, we can build an idea that classic narratives tend overall to be based on some historicity mixed with some sort of myth or legend, turning a historical document more attractive to be passed throughout generations.

Inspired by this preceding speculation, we propose a social network analysis of the Homeric Greek epic *Odyssey* [19]. Looking for some meaning in terms of its network topology, we will attempt to classify the resulting net into real or imaginary as well as considering its implication for the comparative mythology. In addition to this methodology, we shall also run an algorithm to discriminate the so called “communities” or modules into the network. The novelty of this work stands is to verify if these sub-social groupings (i. e. communities) may have meaning, in terms of its characters composition and within topology, long story shorting: what are their contribution to the *Odyssey*’s social network? We shall perform this task through random walk algorithm [20]. As far as the communities are found, an interpretation must follow concerning its characters composition, internal topology and its importance to the whole topological structure may follow.

II. NETWORK MEASURES

The first fundamental property that appears with a network is the total number of vertices N along with the total number of edges between nodes E . As the net is formed, each node will have a certain number of edges that make the connection to other vertices; this will be the degree k of the vertex. The averaging over all degrees gives us the mean degree $\langle k \rangle$ of the network. Exploring a longer bit the degree property, we can derive $p(k)$, which represents the probability that a given node has degree k , then for most real network the degree distribution holds for

$$p(k) \sim k^{-\gamma} \quad (1)$$

for positive and constant γ .

This is the power law dependency of degree distribution. For a network this reflects that the nodes are sparsely connected or there are little nodes with high degree and numerous vertices with low degree. The scale free characteristic of a network is maintained if 1 is satisfied [15]. Some other important structural properties are also to be collected in the light of Graph's Theory, likely: the average path length l , the longest geodesic ℓ_{max} and the clustering coefficient C . Consider a graph G and its set of vertices V . If $d(v_i v_j)$ are to be the shortest distance between the vertices v_i and v_j , where v_i and $v_j \in V$; assume that $d(v_i v_j) = 0$ if $v_j = v_i$ or v_i can't reach v_j . Given these conditions we can define the average path length l as

$$\ell_G = \frac{1}{n(n-1)} \sum_{i,j} d(v_i v_j) \quad (2)$$

where n is the number of vertices of the graph G . The longest geodesic, often known as diameter of a graph, consist simply in the largest value of $d(v_i v_j)$ or in other terms, the longest topological separation between all pairs of vertices of the graph. The third property C , quantify to what extent a given neighborhood of the network is cliqued. If vertices i has k_i neighbors, we find out that the maximal number of potential links between them will be $k_i(k_i - 1)/2$. Analogous to this we define n_i as the actual number of links between the k_i neighbors of i , the clustering coefficient [9] of the node shall be defined as,

$$C_i = \frac{2n_i}{k_i(k_i - 1)} \quad (3)$$

where the clustering coefficient C for the whole network is simply the averaging of 2. Many real network show a modular structure implying that groups of nodes organize in a hierarchical manner into increasingly larger groups. This feature can be overviewed as the power-law dependency fitting of the averaged clustering coefficient versus degree [10–12]:

$$C(k) = \frac{1}{k} \quad (4)$$

Additionally, we test the small-world phenomenon on the network. For that we sustain that the network will be small world if $\ell \approx \ell_{rand}$ and $C \gg C_{rand}$ are both satisfied [9].

Where ℓ_{rand} and C_{rand} , are respectively, the average path length and the clustering coefficient for a random network built with the same size (N) and degree distribution [9]. We also intent to measure the assortative mixing by degree, which brings the notion that nodes of high degree often associate with similarly highly connected nodes, while nodes with low degree associate with other less linked nodes. This quantity is given by the simple Pearson correlation r for all pairs of N nodes of the network. Newman showed that real social network tend to be assortatively mixed by degree, conversely Gleiser sustained that disassortativity of social network may signal artificiality, and in our context, a fictional social network [12, 13].

The size of the giant component G_c is an important network property which, in some fashion, measure the connectivity capturing the maximal connected components of a network [7]. It is also stated that in scale free networks, removal of influential nodes causes the giant component to break down quickly demonstrating vulnerability. This is an important feature of real social network may have. However the process depends on how we define the importance of a node in the network. As well as degree, the “betweenness” centrality of a given node g_ℓ indicates how influential that node is in the net. This measure can be defined as an amalgamation of the degree and the total number of geodesics that pass through a vertex [21]. If $\sigma(i, j)$ is the number of geodesics between vertices i and j and number of these which pass through node ℓ is $\sigma_1(i, j)$, then the betweenness centrality of ℓ shall be given by

$$g_\ell = \frac{2}{(N-1)(N-2)} \sum_{i \neq j} \frac{\sigma_\ell(i, j)}{\sigma(i, j)} \quad (5)$$

g_ℓ will be 1 if all geodesics pass through ℓ . With this node's importance defined, it is possible to perform the target attack, which is the removal of the most important nodes seeing how the size of the giant component behaves after the removal. In addition to the target attack, we shall realize a random attack where, differently from the target attack; the vertices to be removed are chosen at random. The main difference between these two kinds of attacks may show us some kind of intrinsic organization within the social network [16].

As a complement of all topological measurements described until now, we also applied an algorithm called Walktrap that captures the dense subgroups within the network often known as “communities” via random walk [20]. This method allows us to describe the “communities” composition in terms of its characters array and topological configurations.

III. ODYSSEY'S POEM ANALYSIS

Along with Iliad, the Odyssey of Homer express with fierce and beauty the wonders of the remote Greek civilization. The epics date around the VIII century B.C., after the writing system development using the Phoenician alphabet [22, 23]. It is also known that Odyssey carry some echoes from the Trojan War narrated mainly on Iliad. Recalling again Carron's and Kenna's paper, from their three myths analyzed, the network of characters from Iliad showed properties most similar to those of the real social networks. In addition they maintained that this similarity perhaps reflects the archeological evidence supporting the historicity of some conflict occurred during the XII century B.C. [24, 25]. The poem's title (Odyssey) comes from the name of the protagonist, Odysseus (or Ulysses, for the roman adaptation), son and successor of Laertes, King of Ithaca and husband of Penelope. The epic has its center scenario on the protagonist journey back home after his participation on the Trojan War. This saga takes Odysseus ten years to reach Ithaca after the ten years of warring [19]. The epic poem is composed by 24 chants in hexameter verses, where the tale begin 10 years after the War in which Odysseus fought siding with the Greeks. Worth noting that the narrative has inverse order: it starts with the closure, or the Assembly of the Gods when Zeus decides Odysseus's journey back to home. The text is structured on four main parts: the first (chants I to IV), entitled “Assembly of the gods”; the second (chants

V to VIII), “The new assembly of the gods”; the third (chants IX to XII), “Odysseus’s Narrative”; and forth (chants XIII to XXIV), “Journey back home”.

Odyssey’s masterwork after all, holds a set of adventures often considered more complex than Iliad; it has many epopee aspects that are close to human nature, while the predominant aspect of Iliad is to be heroic, legendary and of godlike wonders. However there is a consensus that Odyssey completes Iliad picture of the Greek civilization, and together they hold the very witness geniality of Homer, being both pieces of fundamental importance to universal poesy in the occident [19].

As a careful textual analysis was performed, we managed to identify 342 unique characters bounded socially by 1747 relations 1. We should point out that this network may be socially limited; it rather captures some spotlights on the societies from that time [7, 8]. We define the social relation between two character when they’ve met in the story, speak directly to each other, cite one another to a third or when it is clear they know each other. To avoid some possible misleading interpretation of the poem’s social relations, we studied different translations and editions of Odyssey [19, 22, 23]. The basic differences from the Odyssey’s translations generated no significant deviation as the network creation process was made.

IV. NETWORK TOPOLOGY AND ANALYSIS RESULTS

A summary (Table I) of the found topological properties was compiled along with Carron’s and Kenna’s results for their described mythological networks [9]. As expected, the social network analyzed has average path length similar to a random network build with same size and average degree. Additionally it also has high clustering coefficient compared to random network indicating the small world phenomenon. The hierarchical feature of the network is displayed on 2, where the mean clustering coefficient per degree is plotted ($C(k) \times k$). It is possible to verify that nodes with smaller degree present higher clustering than those with higher degree, the decay these relation may follow approximately 3. We may interpret that high degree vertices integrate the small communities, generating the unification of the whole network.

The observed giant component of Odyssey contains all the vertices of the network, suggesting two possible reasoning: the giant component phenomenon didn’t actually occur or the data set is limited to its appearance. Following with that thought, the directed attack

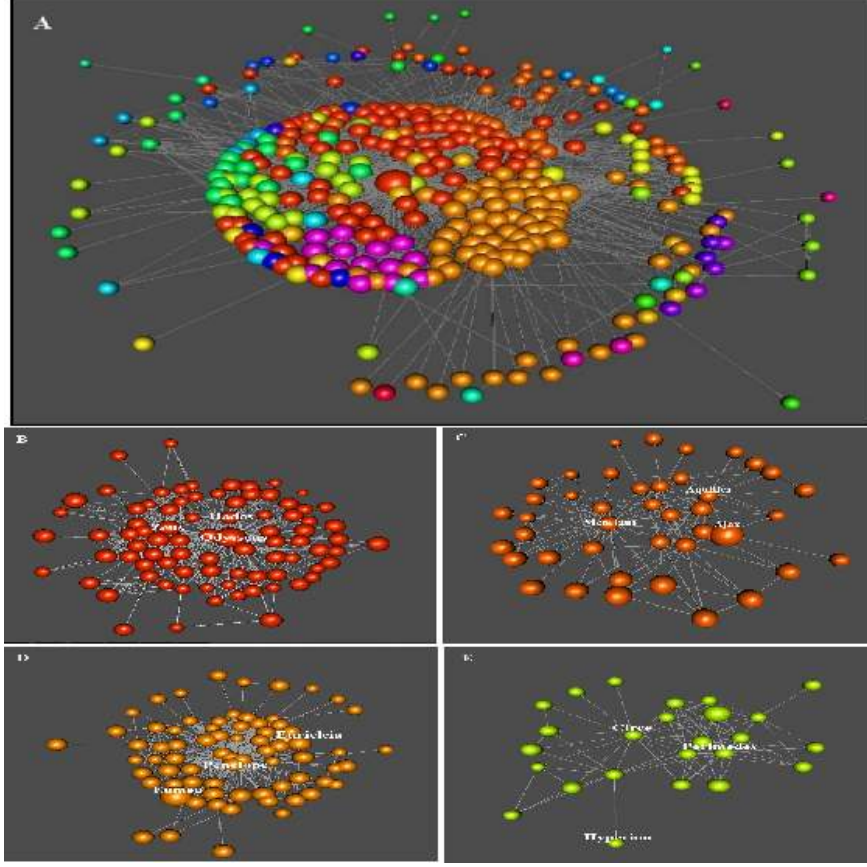


FIG. 1. (A) Represents Odyssey's social network, the coloring of the vertex determine to which community they belong. The vertex size is based on its importance on the network; (B), (C) and (D) show some of the most important communities to the whole network.

Network	N	E	$\langle k \rangle$	ℓ	ℓ_{rand}	ℓ_{max}	C	C_{rand}	G_C	r
Odyssey	342	1747	10.22	2.58	2.47	6	0.27	0.11	342(100%)	-0.15
Odyssey*	318	1129	7.10	4.08	3.10	11	0.54	0.06	274(86%)	0.09
Iliad	716	-	7.40	3.54	3.28	11	0.57	0.01	707(98.7%)	-0.09
Beowulf	74	-	4.45	2.37	2.88	6	0.69	0.06	50(67.5%)	-0.10
Táin	404	-	2.76	2.76	3.32	7	0.82	0.02	398(98.5%)	-0.33
Beowulf*	67	-	3.49	2.83	3.36	7	0.68	0.05	43(64.2%)	0.01
Táin*	324	-	3.71	3.88	4.41	8	0.69	0.01	201(62%)	0.04

TABLE I. Size (N), number of edges (E), average path length (ℓ), diameter (ℓ_{max}), clustering (C), size of giant component (G_c and assortativity (r). Odyssey*, Beowulf* and Táin are teh same original network with some character modification.

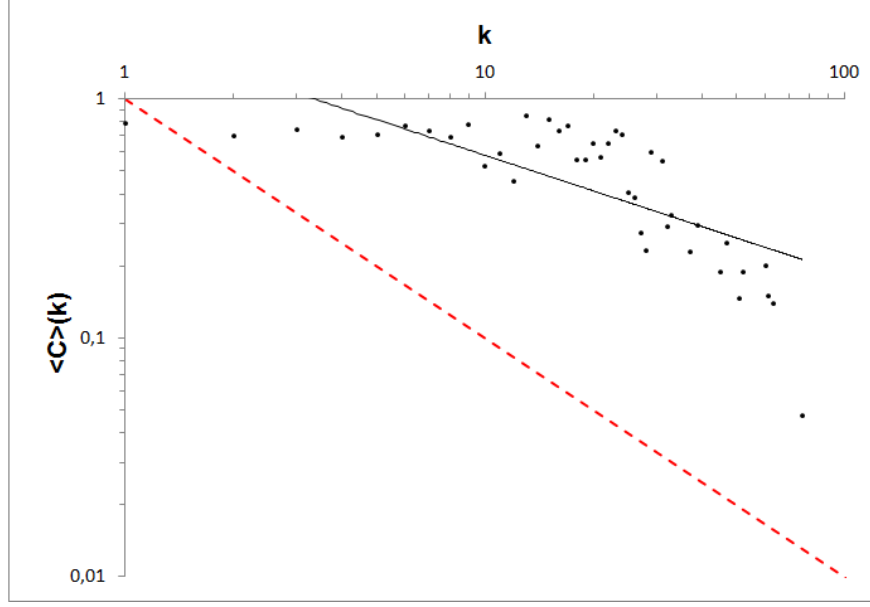


FIG. 2. Mean clustering coefficient per degree with the red dashed line holding for the power law $1/k$.

G_c for a targeted attack		G_c for a random attack	
No attack	3442 (100%)	No attack	342 (100%)
5%	274 (79.6%)	5%	332 (93.6%)
10%	188 (54.6%)	10 %	309 (89.9%)
15%	163 (47.3%)	15%	282 (81.9%)
20%	121 (35.1%)	20%	273 (79.3%)
25%	41 (11.9%)	25 %	248 (72%)

TABLE II. Directed and random attacks along with size of giant component G_c response in terms of absolute and relative number of nodes.

200 showed that the network's topology depends mostly on central characters, considering that
 201 its giant component is little affected (Table II). However if we remove, at the same pro-
 202 portion, nodes chosen independently from their "betweenness" centrality, we see a certain
 203 robustness of the giant component size. Vulnerability to targeted attack and resilience to
 204 random attacks indicate that studied network may be scale free. Analogous to this, we show
 205 in the Figure 3 the degree distribution and its power dependence for $Y = 1, 2 \pm 1$ (with
 206 $X^2df = 0,06$), demonstrating that the network is actually free scale.

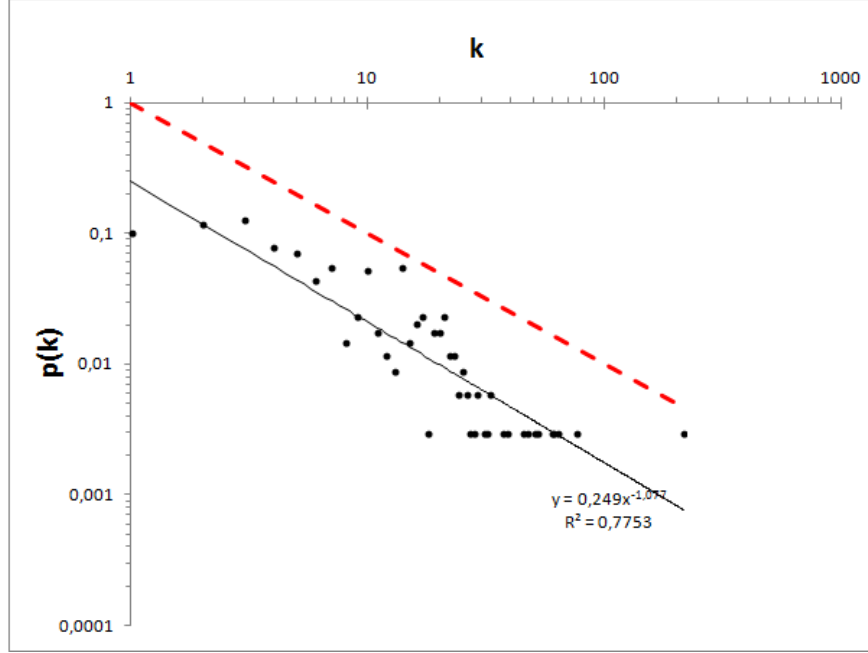


FIG. 3. Degree distribution of Odysseys1s network with the red dashed line representing the power law distribution.

Early we stated that real social networks tend to be assortatively mixed by degree while disassortativity of social network signal artificiality. As result the network is found to be disassortatively. However this disassortativity may also reflect conflictual nature into the epic. The same result were observed on Iliad and Táin, where main characters find themselves on confrontation with enemies which seems to have any other relations to the rest of the tale, resulting on a high number of loose vertices connected to central vertices. These phenomena should drive the overall degree assortativity to negative values [8]. This may also be due to high linked central characters be connected to low accessory characters considering the epic's context. To overcome this problem we removed those nodes that carry the mythological background into the story, verifying its effect on the size of the giant component and degree assortativity. These characters would be those with central importance for the epic known as main heroes, legends, godlike or even gods. We tested the removal of high importance in terms of topology and epics continuance, the results are resumed on Table III. It is notable that as the removing of central characters follows, the network tends to demonstrate a real social network pattern. It becomes assortatively mixed by degree and bears size of the giant component less than 90%. Besides giant component and assortativity

we must analyze the further topological modification. The resulting modified network is named Odyssey* compiled on Table I. As result, naturally we expected the decay on the observed number of vertices and edges. Recalling that the removal was for the most important nodes the mean degree felt as well. Unfortunately the difference between the average path length and the random network average path length increased, so the network loses some of its small world pattern, however the clustering coefficient difference is enhanced. As this follow, we still consider the network to be small-world. Another interesting fact is the resembling of the mean degree and diameter of Iliad and Odyssey*. Due to modifications, the analyzed epic becomes closer to Iliad, something worth noting since Iliad was rendered real based [8]. Additionally the degree distribution showed no significant difference after the modification.

The previous manipulation implies that the network can be perceived as an amalgam of fictional and real aspects. Which the fictional effects, built up by fictional characters (heroes, gods and monsters) form within themselves a back-bone effect to the built of the social network to which all the other relation shall connect. We verify this network's dependence on the next section more explicitly. Overall we may say that these myths all over the tale become intertwined with real backgrounds which are formed by humans relations, tribes, families or some other sort of human cliques. This brings us back to the monomyth concept of Campbell, which most of the myths have common structures based on a main character and his crusade, being the secondary elements of the crusade based or not on sociological relation in the epoch [18]. Considering this and our given findings, it is reasonable to think that Homer himself could've intended to write a myth mixed with historical facts in order to increase its appeal hoping for the next generations to reach it [23, 26].

V. NETWORK'S COMMUNITIES' COMPOSITION

Through the walktrap algorithm we could identify 32 communities that compound Odyssey's social network, the max degree distribution, as a community importance ranking, can be found on Figure 4. Additionally the most influential communities ($n \geq 10$) and their topological measures can be found on table IV, comprising 10 communities. The features described was the size (N), maximum degree (k_{\max}), mean degree $\langle k \rangle$, average path length (ℓ), average path length for a randomly created community (ℓ_{rand}), clustering coefficient

253 (C), clustering coefficient for a randomly created community C_{rand} , assortativity (r), small
 254 world ($\ell \approx \ell_{rand}$ and $C \gg C_{rand}$), degree distribution fitting and hierarchy test. As far as
 255 the concept of community is difficult to clearly define, we choose to recognize them using
 256 two different "views" for this work. Although we may perceive the communities as part
 257 of the complete network, that we call joining communities, we can also discriminate them
 258 separately from the network, which represents the subgraphs (see Figure 5). This differen-
 259 tiation seems to be trivial but is actually very important to the topological measures within
 260 communities. This happens because topological properties of the communities shall vary as
 261 long as if they belong or not the whole network, except for the number of vertices, N .

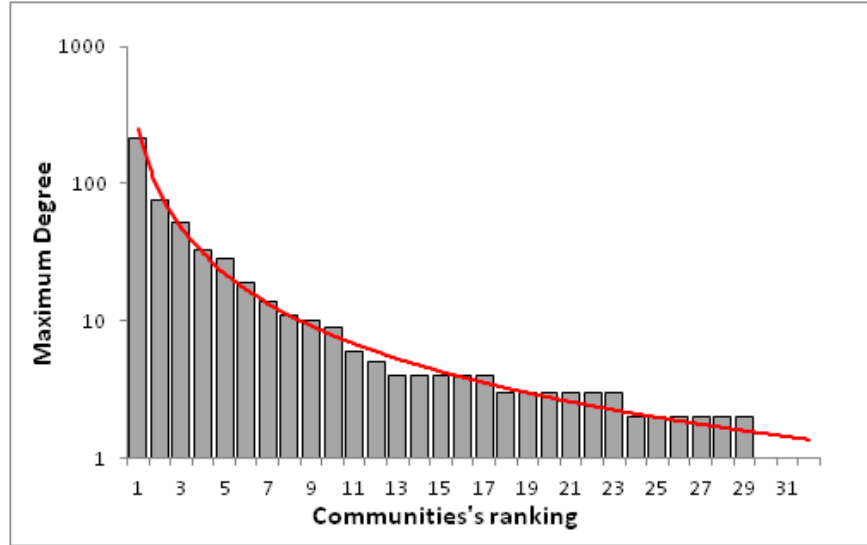


FIG. 4. Maximum degree of each community plotted on ranking.

262 On a first look at Table IV, we realize that community A have a especial tendency of
 263 organization when compared to others community. The property that points out this effect
 264 is the higher mean degree as the community is took away from the network; this incites us
 265 to think that this part can sustain itself as a network. The small world and the scale free
 266 phenomena also have been observed on this community, confirming its global function as a
 267 social network. Yet, this network doesn't seem to have a hierarchical structure, so hierarchi-
 268 cal feature of the total network must arise as the several communities combine themselves.
 269 The number of nodes of each community, that follows a power law distribution, corroborates
 270 to this behavior, suggesting that the most relevant communities combine themselves with
 271 the lesser ones choosing the most connected elements to make links between communities.

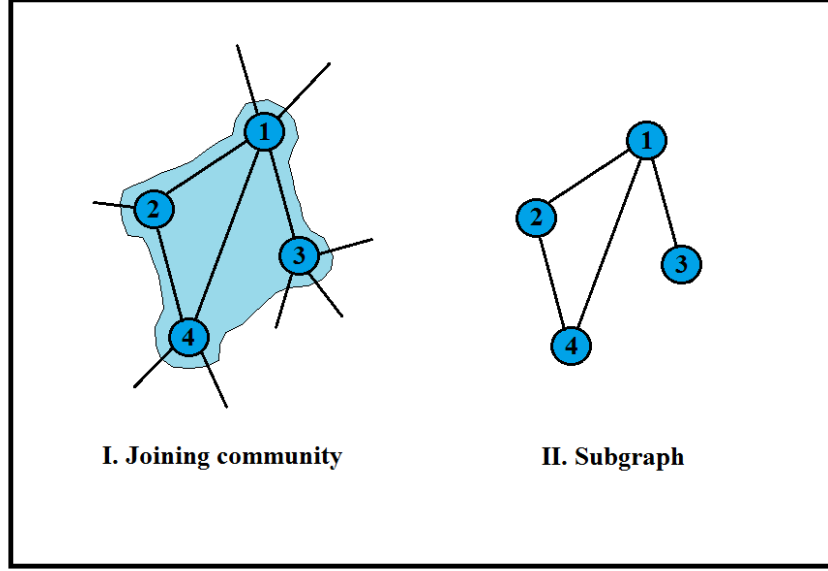


FIG. 5. (I) Joining Community: the nodes keep their degree and topological dependences with the rest of the network. (II) Subgraph: the topological quantities depend only on the community alone.

Character	Assortativity	Size of giant component
Complete network	-0.15	100%
Odysseus removal	-0.07	97%
plus Zeus removal	-0.06	97%
plus Telemachus removal	-0.03	95%
plus Athena removal	-0.04	93%
plus Penelope removal	-0.04	92%
plus Menelaus removal	0.007	92%
plus Hades removal	0.03	92%
plus Poseidon removal	0.06	91%
plus Persephone removal	0.09	86%

TABLE III. Odysseus's network main characters removal along with assortativity and giant component responses.

We also maintain that community A is special; actually it acts as a back-bone spine to the other communities for form the total network.

Well, we must now consider the character composition of each of the most important community. The process of random walk algorithm discriminates the communities choosing each element to belong or not to a dense set, but to this work it also managed to separate each community on terms of the epic's chants character composition. For example, the community A contain all the elements of the chants concerning the "Assembly of the gods"; the community B is composed by the most remarkable heroes that played an important role on the Troy's War; community C synthesizes the elements present on the episodes that narrates the events occurring on Ithaca while Odysseus's Journeys, most of them comprising Penelope's servants and suitors; community D captures some secondary characters like nymphs, godlike monsters and minor gods, they come along because there is some secondary stories that enclose them into the main epic; community E takes account the sons and daughters of Nestor, capturing the episode where Telemachus search for his father; community F is very important, it ensembles several epics scenarios of Odysseus's Journey, capturing the passage to the Lotofagus's Island, Circe's Lair, Hiperyon Sun's Island and Sila and Caribdis episode. This community also contains most of the main journey's comrades of Odysseus; community G represents the Odysseus passage to the land of Phaeacians, containing all elements of that episode; and finally community H captures the Odysseus passage to Eolus's Island, so its characters are composed mainly by his sons and daughters. It is probable that the used algorithm separated the Odysseus's network into the societies the tale itself narrates.

VI. CONCLUSIONS

Our analysis demonstrated that Odyssey's social network is small world, highly clustered, slightly hierarchical and resilient to random attacks. This configuration is known to belong for most real social networks. However and additionally we also found that it is vulnerable to target attack, hold for power law dependence of degree distribution and is scale free. Although further modification were made to the network, the assortativity degree and non-total giant component was confirmed; these was achieved when high connected nodes were removed, mainly those representing heroes, gods and legends. This procedure lead us to think that mythical elements on Odyssey's epic drag the network to a fictional aspect, ergo

Community	Type	N	k_{max}	$\langle k \rangle$	ℓ	ℓ_{rand}	C	C_{rand}	r	Small World	$p(k)$	Hierarchy
Com. A	joining	83	214	8.30	2.08	2.41	0.57	0.23	*	no	NA	no
	subgraph	83	66	12.8	2.09	2.09	0.62	0.27	-0.29	yes	power law	no
Com. B	joining	42	52	9.10	2.02	2.09	0.67	0.26	*	no	NA	no
	subgraph	42	29	6.10	2.09	2.02	0.64	0.42	-0.24	no	NA	no
Com. C	joining	73	76	13.40	2.05	2.30	0.61	0.22	*	no	NA	no
	subgraph	73	46	11.00	2.12	2.00	0.59	0.54	-0.28	no	NA	no
Com. D	joining	10	10	3.90	1.86	2.64	0.66	0.19	*	no	NA	no
	subgraph	10	6	2.20	2.00	1.94	0.28	0.34	-0.40	no	NA	no
Com. E	joining	11	19	9.81	1.30	1.85	0.65	0.26	*	no	NA	no
	subgraph	11	9	6.18	1.30	1.30	0.70	0.70	-0.30	no	NA	no
Com. F	joining	25	28	9.60	1.78	2.19	0.66	0.33	*	no	NA	no
	subgraph	25	19	6.88	1.82	1.77	0.66	0.55	-0.26	no	NA	no
Com. G	joining	20	33	14.9	1.31	2.00	0.74	0.18	*	no	NA	no
	subgraph	20	16	12.5	1.31	1.31	0.82	0.82	-0.12	no	NA	no
Com. H	joining	13	14	14.00	0.92	1.88	1.00	0.20	*	no	NA	no
	subgraph	13	12	12.00	0.92	0.92	1.00	1.00	-0.01	no	NA	no

TABLE IV. Type (joining community or sub graph), size (N), maximum degree (k_{max}), mean degree ($\langle k \rangle$), average path length (ℓ), average path length for a randomly created community (ℓ_{rand}), clustering coefficient (C), clustering coefficient for a randomly created community (C_{rand}), assortativity (r), small world ($\ell \approx \ell_{rand}$ and $C \gg C_{rand}$), degree distribution and hierarchy. OBS.: NA holds for any fit.

its fundamental background is purely real considering its social topological terms. This set of observed results; both modification and interpretation lead us to conclude that Odyssey may be fruit of a mixture of myth and historical based societies that corroborate with Carron and Kenna finding of Iliad and the archeological evidence that supports its events.

This work has been made possible thanks to the partial financial support from the fol-

lowing Brazilian research agencies: CNPq, CAPES and Fundação Araucária.

- [1] Newman, M. E. J. *Networks, An Introduction*. (Oxford University Press, New York) 2010.
- [2] Costa, Luciano da Fontoura; Oliveira, Osvaldo N., Jr.; Travieso, Gonzalo; *et al.* Analyzing and modeling real-world phenomena with complex networks: a survey of applications. *Advances in Physics* **60**, 329 (2011).
- [3] Newman, M. E. The Structure and function of complex networks, *SIAM Rev.*, 45 (2003) 167.
- [4] Amaral, L. A., Scala, A., Barthélemy, M. and Stanley, H. E. Classes of small-world networks. *Proc. Natl. Acad. Sci. U.S.A.*, 97 (2000) 11149.
- [5] Wasserman, F. and Faust, K. *Social Network Analysis*. (Cambridge University Press, Cambridge) 1994.
- [6] Onnela, Jukka-Pekka; Fenn, Daniel J.; Reid, Stephen; *et al.* Taxonomies of networks from community structure. *Phys. Rev. E* **86**, 036104 (2012).
- [7] Albert, R. and Barabási, A.-L. Statistical mechanics of complex networks. *Rev. Mod. Phys.*, 74 (2002) 47.
- [8] Carron, P.M. and Kenna, R. Universal properties of mythological networks. *E.P.L.*, 99 (2012) 28002.
- [9] Watts, D. J. and Strogatz, S. H. Collective dynamics of small-world networks. *Nature*, 393 (1998) 440442.
- [10] Ravasz, E. and Barabási, A.-L. Hierarchical organization on complex networks. *Phys. Rev. E.*, 67 (2003) 026112.
- [11] Dorogovtsev, S. N., Goltsev, A. V. and Mendes, J. F. F. Pseudofractal scale-free web. *Phys. Rev. E.*, 65 (2002) 066122.
- [12] Gleiser, P. M. How to become a superhero. *J. Stat. Mech.* (2007) P09020.
- [13] Newman, M. E. J. Assortative mixing in networks. *Phys. Rev. Lett.*, 89 (2002) 208701.
- [14] Newman, M. E. J. and Park, J. Why social networks are different from other types of networks. *Phys. Rev. E.*, 68 (2003) 036122.
- [15] Barabási, A.-L. and Albert, R. Emergence of Scaling in random networks. *Science*, 286 (1999) 509512.
- [16] Albert R., Jeong, H. and Barabási, A.-L. Error and attack tolerance of complex networks.

336 Nature, 406 (2000) 378.

337 [17] Alberich, R., Miro-Julia, J. and Roselló, F. Marvel Universe looks almost like a real social
338 network. cond-mat/0202174.

339 [18] Campbell, J. The Hero with a Thousand Faces. (Princeton University Press, Princeton) 1949.

340 [19] Odyssey of Homer, translated by Mendes, M. Edited by Rodrigues, A. M. (Editora da Uni-
341 versidade de São Paulo) 2000.

342 [20] Pons, P. and Latapy, M. Computing communities in large networks using random walks.
343 Computer and Information Sciences **3733**, 284 (2005).

344 [21] Freeman, L. C. A set of Measures of Centrality Based on Betweenness. Sociometry, 40 (1977)
345 35.

346 [22] The Odyssey, translated by Rieu, E. V. (Penguin Classics, London) 1946.

347 [23] Introduction to The Odyssey, Rieu, E. V. (Penguin Classics, London) 2003.

348 [24] Korfman, M. Archeology, 57 (2004) 36.

349 [25] Kraft, J. C., Rapp, G., Kayan, I. and Luce, J. V. Geology, 31 (2003) 163.

350 [26] Odyssey of Homer, translated by the Priests Palmeira, E. D. and Correia, M. A. (Livraria Sá
351 da Costa Editora, Portugal) 1994.