

Nonlinear waves in a positive-negative coupled waveguide zigzag array

Elena V. Kazantseva^{1,3}, Andrey I. Maimistov^{2,3}

¹: *Joint Institute of High Temperatures,
RAS, Moscow, 125412, Russia*

²: *Department of General Physics,
Moscow Institute for Physics and Technology,
Dolgoprudny, Moscow region, 141700 Russia*

³: *Department of Solid State Physics and Nanostructures,
National Nuclear Research University Moscow Engineering Physics Institute,
Moscow, 115409*

*E-mails: elena.kazantseva@gmail.com,
aimaimistov@gmail.com*

(Dated: February 7, 2022)

We consider the coupled electromagnetic waves propagating in a waveguide array, which consists of alternating waveguides of positive and negative refraction indexes. Due to zigzag configuration there are interactions between both nearest and next nearest neighboring waveguides exist. It is shown that there is a stop band in the spectrum of linear waves. The system of evolution equations for coupled waves has the steady state solution describing the electromagnetic pulse running in the array. Numerical simulation demonstrates robustness of these solitary waves.

PACS numbers: 42.65.Tg, 42.79.Gn, 42.81.Qb

I. INTRODUCTION

Recently new applied physics field is referred to as transformation optics develops [1–6]. The transformation optics owes its origin to the artificial materials — metamaterials, which are featured by unusual electrodynamics properties [7–10]. For instance these media are characterized by a negative refraction index (NRI) when the real parts of the dielectric permittivity and the magnetic permeability are simultaneously negative in a certain frequency range.

The negative refraction in metamaterials manifest themselves when the wave passes through the interface between such medium and a conventional dielectric or in the case of the surface waves [11, 12]. The novel kind of nonlinear interaction of the guided waves can be realized in a nonlinear oppositely-directional coupler [13, 14]. This coupler consist of two tightly spaced nonlinear/linear waveguides. The sign of the index of refraction of one of these waveguides is positive and the index of refraction of other waveguide is negative. The opposite directionality of the phase velocity and the energy flow in the NRI waveguide facilitates an effective feedback mechanism that leads to optical bistability [15] and gap soliton formation [14, 16].

The optical waveguide array provide a convenient setup for experimental investigation of periodic nonlinear systems in one dimension [17]. Nonlinear optical waveguide arrays (NOWA) are a natural generalization of nonlinear couplers. NOWA with a positive refractive index have many useful applications and are well studied in the literature (see for example [18–20]). If the sign of the index of refraction of one of waveguides in NOWA is

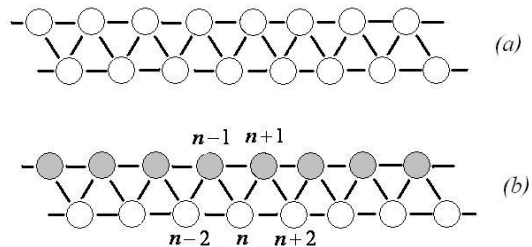


FIG. 1: A schematic illustration of zigzag coupled waveguides array (a); and zigzag positive-negative coupled waveguides array (b).

positive and the index of refraction of other neighboring waveguide waveguide is negative the alternated NOWA will be obtained [23–25].

Usually the coupling between nearest neighboring waveguides is taken into account. It is correct approximation for strong localized electromagnetic wave in waveguide. However, the coupling between both nearest neighboring waveguides and the next nearest neighboring ones can be introduced by the use of a zigzag arrangement [21, 22]. Let ϑ_b is an angle between the lines connecting the centers of neighboring waveguides. In a linear array this angle is π . In a zigzag like array at $\vartheta_b \approx \pi/2$ the coupling between the nearest neighboring waveguides and the next nearest neighboring ones is approximately the same. Nonlinear optical waveguide zigzag arrays (NOWZA) can be considered as generation of NOWA.

In this paper we will consider nonlinear optical waveguide array that looks like zigzag array discussed in [21]. However in the case under consideration the refractive indexes of the neighboring waveguides have a different sign

(Fig. 1 b). The dispersion relation of the linear wave will be determined. We suppose that only waveguides with PRI are manufactured from cubic nonlinear dielectric. Steady state solitary waves of the particular kind will be found. Numerical simulation of the steady state waves collision will be used to illustrate the robustness of these solitary waves.

II. THE MODEL FORMULATION

Let us assume that waveguide marked by index n is characterized by positive refractive index (PRI), the nearest neighboring waveguides with indexes $n-1$ and $n+1$ possess negative refractive index. If the electromagnetic radiation is localized in each waveguide the coupled wave theory can be used. In the case of the array which is prepared in the form of line (i.e., all centers of waveguide placed on one line), only the interaction between the nearest neighboring waveguides is essential. In this configuration the angles between the lines connecting waveguides are equal π . However, if the array is deformed in the form of zigzag, where the angles between the lines connecting waveguides are equal approximately $2\pi/3$, interaction between both the nearest neighboring and the next nearest neighboring waveguides will be important [21].

The system of equations describing the wave propagation in a nonlinear zigzag waveguide array with alternated sign of refractive index reads as

$$i \left(\frac{\partial}{\partial \zeta} + \frac{\partial}{\partial \tau} \right) e_n + c_1(e_{n+1} + e_{n-1}) + c_2(e_{n+2} + e_{n-2}) + r_1|e_n|^2 e_n = 0, \quad (1)$$

$$i \left(-\frac{\partial}{\partial \zeta} + \frac{\partial}{\partial \tau} \right) e_{n+1} + c_1(e_{n+2} + e_n) + c_3(e_{n+3} + e_{n-1})r_2|e_n|^2 e_n = 0, \quad (2)$$

where e_n is the normalized envelope of the wave localized in n -th waveguide. Coupling between neighboring PRI and NRI waveguides is defined by parameter c_1 . The parameter c_2 (c_3) is coupling constant between neighboring PRI (NRI) waveguides. The all functions $e_n(\zeta, \tau)$, independent variables ζ , τ and other parameters are expressed in terms of the physical values represented in [23]. We will assume that NRI waveguides are linear ones ($r_2 = 0$). The configuration of these alternating waveguides will be remarked as asymmetric alternating nonlinear optical waveguide zigzag arrays (ANOWZA).

III. LINEAR PROPERTIES OF THE ALTERNATING WAVEGUIDE ZIGZAG ARRAY

let us consider the case of the linear waveguides combined into zigzag alternating waveguide array. This optical sys-

tem is described by following equations

$$i \left(\frac{\partial}{\partial \zeta} + \frac{\partial}{\partial \tau} \right) e_n + c_1(e_{n+1} + e_{n-1}) + c_2(e_{n+2} + e_{n-2}) = 0, \quad (3)$$

$$i \left(\frac{\partial}{\partial \zeta} - \frac{\partial}{\partial \tau} \right) e_{n+1} - c_1(e_{n+2} + e_n) - c_3(e_{n+3} + e_{n-1}) = 0. \quad (4)$$

To find the linear wave spectrum we can employ the presentation of the envelopes in the form of harmonic waves

$$e_n = A e^{-i\omega\tau + iq\zeta + i\phi n}, \quad e_{n+1} = B e^{-i\omega\tau + iq\zeta + i\phi(n+1)}.$$

Substitution of this expression in (3) and (4) leads to a system of the algebraic linear equations respecting A and B . Nonzero solutions of these equations exist if the determinant

$$\det \begin{pmatrix} q + \omega + \gamma_3 & \gamma_1 \\ -\gamma_1 & q - \omega - \gamma_2 \end{pmatrix}$$

is equal to zero. Here the parameters $\gamma_1 = 2c_1 \cos \phi$, $\gamma_2 = 2c_2 \cos 2\phi$, and $\gamma_3 = 2c_3 \cos 2\phi$ were introduced. This condition results in equation

$$(\omega + \omega_0)^2 = \gamma_1^2 + (q - q_0)^2$$

where

$$2\omega_0 = (\gamma_2 + \gamma_3), \quad 2q_0 = (\gamma_2 - \gamma_3).$$

Thus, we obtain the dispersion law for linear waves in linearized ANOWZA

$$\omega^{(\pm)}(q) = -\omega_0 \pm \sqrt{\gamma_1^2 + (q - q_0)^2}. \quad (5)$$

Expression (5) shows that (a) the forbidden zone (gap) in spectrum of the linear waves exist $\Delta\omega = 2\gamma_1$, (b) spectrum is shifted along both frequency axis and wave numbers axis, (c) the form of spectrum likes the spectrum for linear oppositely-directional coupler [14, 23, 25]. The gapless spectrum appears only when condition $\phi = \pi/2$ is hold. In this case the radiation propagates along waveguides with the same refractive indexes. Energy flux between neighboring waveguides is zero.

IV. NONLINEAR WAVES IN ANOWZA

The simplest approximation is based on following ansatz

$$e_n(\zeta, \tau) = A(\zeta, \tau) e^{i\phi n}, \quad e_{n+1}(\zeta, \tau) = B(\zeta, \tau) e^{i\phi(n+1)},$$

where A and B are the envelopes of the quasi-harmonic waves. It allows to do reduction of the equations (1)-(2) and to obtain the equations

$$i \left(\frac{\partial}{\partial \zeta} + \frac{\partial}{\partial \tau} \right) A + \gamma_1 B + \gamma_2 A + r|A|^2 A = 0, \quad (6)$$

$$i \left(\frac{\partial}{\partial \zeta} - \frac{\partial}{\partial \tau} \right) B - \gamma_1 A - \gamma_3 B = 0. \quad (7)$$

At $\phi = \pi/2$ this system of equations is splitting in two independent equations. At $\phi = \pi/4$ (6)-(7) is transformed to that, which was considered in [13, 14].

Real amplitudes and phases can be introduced by means of the formulae $A = a_1 \exp(i\varphi_1)$ and $B = a_2 \exp(i\varphi_2)$. The system of equations (6) and (7) can be represented in the real form:

$$\begin{aligned} \left(\frac{\partial}{\partial \xi} + \frac{\partial}{\partial \tau} \right) a_1 &= \gamma_1 a_2 \sin \Phi, \\ \left(\frac{\partial}{\partial \xi} - \frac{\partial}{\partial \tau} \right) a_2 &= \gamma_1 a_1 \sin \Phi, \\ \left(\frac{\partial}{\partial \xi} + \frac{\partial}{\partial \tau} \right) \varphi_1 &= \gamma_1 \frac{a_2}{a_1} \cos \Phi + \gamma_2 + r a_1^2, \\ \left(\frac{\partial}{\partial \xi} - \frac{\partial}{\partial \tau} \right) \varphi_2 &= -\gamma_1 \frac{a_1}{a_2} \cos \Phi - \gamma_3, \end{aligned}$$

where $\Phi = \varphi_1 - \varphi_2$.

A. Steady state waves

Among the different kinds of the waves the steady state waves attract attention. These waves correspond to solution of the wave equation depending only one particular variable. Let this variable be

$$\xi = \gamma_1 \frac{\zeta + \beta \tau}{\sqrt{1 - \beta^2}},$$

where β is parameter that defines the group velocity. If we introduce new envelopes u_1 and u_2 , according to formulae $u_1 = \sqrt{1 + \beta} a_1$, $u_2 = \sqrt{1 - \beta} a_2$, then u_1 , u_2 and Φ are governed by following equations

$$\frac{\partial u_1}{\partial \xi} = u_2 \sin \Phi, \quad (8)$$

$$\frac{\partial u_2}{\partial \xi} = u_1 \sin \Phi, \quad (9)$$

$$\frac{\partial \Phi}{\partial \xi} = \delta + \left(\frac{u_1}{u_2} + \frac{u_2}{u_1} \right) \cos \Phi + \vartheta u_1^2, \quad (10)$$

where

$$\begin{aligned} \vartheta &= \frac{r}{\gamma_1(1 + \beta)} \sqrt{\frac{1 - \beta}{1 + \beta}}, \\ \delta &= \left(\frac{\gamma_3}{\gamma_1} \sqrt{\frac{1 + \beta}{1 - \beta}} + \frac{\gamma_2}{\gamma_1} \sqrt{\frac{1 - \beta}{1 + \beta}} \right). \end{aligned}$$

From equations (8) and (9) the first integral of motion follows

$$u_1^2 - u_2^2 = C_1 = \text{const.} \quad (11)$$

If both parts of (10) multiply on $u_1 u_2 \cos \Phi$ and take into account (8) and (9), then the second integral of motion can be obtained

$$u_1 u_2 \cos \Phi + \frac{\delta}{2} u_1^2 + \frac{\vartheta}{4} u_1^4 = C_2 = \text{const.} \quad (12)$$

In depending on the boundary conditions the different solutions of the equations (8)–(10) can be found. Any of these solutions will be describing the steady state waves.

B. Solitary waves

Solutions of the equations (8)–(10) under boundary conditions $u_{1,2} \rightarrow 0$ at $|\xi| \rightarrow \infty$ correspond with steady state solitary waves. According to the boundary conditions the constants C_1 and C_2 of (11) and (12) are zero. Hence

$$u_1^2 - u_2^2 = 0, \quad \varepsilon \cos \Phi + \frac{\delta}{2} + \frac{\vartheta}{4} u_1^2 = 0, \quad \varepsilon = \pm 1.$$

The system of equations (8)–(10) with taking into account $u_2 = \varepsilon u_1$ can be reduced to the following one

$$\begin{aligned} \frac{\partial u_1}{\partial \xi} &= \varepsilon u_1 \sin \Phi, \\ \frac{\partial \Phi}{\partial \xi} &= \delta + 2\varepsilon \cos \Phi + \vartheta u_1^2. \end{aligned}$$

Taking into account the second integral of motion the equation for u_1 is represented as

$$\left(\frac{\partial u_1}{\partial \xi} \right)^2 = u_1^2 \left[1 - \left(\frac{\delta}{2} + \frac{\vartheta}{4} u_1^2 \right)^2 \right].$$

Substitution $u_1 = w^{-1/2}$ and some little manipulations leads this equation to

$$\left(\frac{\partial w}{\partial \xi} \right)^2 = 4\Delta^2 (w - w_1)(w + w_2),$$

where

$$\Delta^2 = \left(1 - \frac{\delta^2}{4} \right), \quad w_1 = \frac{\vartheta}{4(1 - \delta/2)}, \quad w_2 = \frac{\vartheta}{4(1 + \delta/2)}.$$

Integration of the last equation for w can be done (see [14]). It results in

$$w = w_0 + w_3 \cosh[2\Delta(\xi - \xi_0)],$$

where ξ_0 is a constant of integrating. Thus, we have

$$w_0 = \frac{\delta \vartheta}{4(1 - \delta^2/4)}, \quad w_3 = \frac{|\vartheta|}{4(1 - \delta^2/4)}.$$

In term of original variables the functions $u_{1,2}^2(\xi)$ can be written as

$$u_1^2(\xi) = u_2^2(\xi) = \frac{4\Delta^2/|\vartheta|}{\cosh[2\Delta(\xi - \xi_0)] + \delta/2}. \quad (13)$$

So, the real envelopes of the solitary wave propagating in ANOWZA are presented by following expressions

$$a_1^2(\xi) = \frac{4\Delta^2}{|\vartheta|(1 + \beta)\{\cosh[2\Delta(\xi - \xi_0)] + \delta/2\}}, \quad (14)$$

$$a_2^2(\xi) = \frac{4\Delta^2}{|\vartheta|(1 - \beta)\{\cosh[2\Delta(\xi - \xi_0)] + \delta/2\}}, \quad (15)$$

The phase difference Φ evolves according to expression

$$\Phi(\xi) = \Phi(-\infty) + \text{sgn}(\vartheta) \mathcal{S}(\delta/2; X_0),$$

where auxiliary function

$$\mathcal{S}(a; X_0) = \arctan \frac{(1 - a^2)^{1/2} e^{X_0}}{1 + a e^{X_0}},$$

and the argument $X_0 = 2\Delta(\xi - \xi_0)$ were introduced.

Due to that at $\xi \rightarrow -\infty$ the derivative $\partial u_1 / \partial \xi$ to be positive, the value of the $\Phi(-\infty)$ has to equal $\varepsilon\pi/2$, where $\varepsilon = \pm 1$.

C. Algebraic solitary waves

The solutions of the equations (8)-(10) describe the exponentially decaying wave fronts. However some times the solitary waves can be decreasing as $\sim 1/\xi^2$.

The solutions (14)-(15) are characterized by parameter Δ , which can be set to zero in limit of $|\delta| \rightarrow 2$. Since, the solutions found here are correct if $-2 < \delta < 2$. However, on the boundaries of this interval we have to refine behavior of the solitary waves. Let us consider the function $u^2(\xi)$ near little values of Δ . At $\Delta \ll 1$ from (13) it follows

$$\begin{aligned} u^2(\xi) &\approx \frac{4\Delta^2/\vartheta}{1 + 2\Delta^2(\xi - \xi_0)^2 + \delta/2} = \\ &= \frac{4}{\vartheta} \left(\frac{(1 - \delta^2/4)}{1 + \delta/2 + 2(1 - \delta^2/4)(\xi - \xi_0)^2} \right) = \\ &= \frac{4}{\vartheta} \left(\frac{(1 - \delta/2)(1 + \delta/2)}{(1 + \delta/2) + 2(1 - \delta/2)(1 + \delta/2)(\xi - \xi_0)^2} \right) = \\ &= \frac{4}{\vartheta} \left(\frac{1 - \delta/2}{1 + 2(1 - \delta/2)(\xi - \xi_0)^2} \right) \end{aligned}$$

Near left boundary of the interval for permissible value of parameter δ , the function $u^2(\xi)$ can be found using the substitution $\delta = -2 + \varepsilon$, where $\varepsilon \ll 1$. It follows

$$\begin{aligned} u^2(\xi) &= \lim_{\varepsilon \rightarrow 0} \frac{4}{\vartheta} \left(\frac{2 - \varepsilon/2}{1 + 2(2 - \varepsilon/2)(\xi - \xi_0)^2} \right) = \\ &= \frac{8}{\vartheta[1 + 4(\xi - \xi_0)^2]}. \end{aligned}$$

Near right boundary of the interval for permissible value of parameter δ by the use the substitution $\delta = 2 - \varepsilon$. It results in following expression

$$u^2(\xi) = \lim_{\varepsilon \rightarrow 0} \frac{4}{\vartheta} \left(\frac{\varepsilon/2}{1 + \varepsilon(\xi - \xi_0)^2} \right) = 0.$$

Thus, when parameter δ runs to -2 the solutions of the equations (8)-(10) take the form of the algebraic soliton

$$a_1^2(\xi) = \frac{8}{\vartheta(1 + \beta_1)\{1 + 4(\xi - \xi_0)^2\}}, \quad (16)$$

$$a_2^2(\xi) = \frac{8}{\vartheta(1 - \beta_1)\{1 + 4(\xi - \xi_0)^2\}}. \quad (17)$$

Here β_1 corresponds with $\delta = -2$. If δ runs to $+2$, the amplitudes of the waves (8)-(10) are equal to zero.

V. LIMITATION OF THE VELOCITY PARAMETER β

The velocity parameter β is limited due to condition $|\delta| \leq 2$. With the definition

$$\delta = \left(\frac{\gamma_3}{\gamma_1} \sqrt{\frac{1 + \beta}{1 - \beta}} + \frac{\gamma_2}{\gamma_1} \sqrt{\frac{1 - \beta}{1 + \beta}} \right),$$

we can introduce function

$$F(\mu) = \frac{\gamma_3}{\gamma_1} \mu + \frac{\gamma_2}{\gamma_1} \frac{1}{\mu},$$

depending on

$$\mu = \sqrt{\frac{1 + \beta}{1 - \beta}}.$$

It is odd function of μ . Hence the condition $|\delta| \leq 2$ will be held in intervals $\mu_- \leq \mu \leq \mu_+$ and $-\mu_- \geq \mu \geq -\mu_+$, where μ_- and μ_+ are positive roots for equation $|F(\mu)| = 2$. For positive μ if $\min F(\mu) \leq 2$ the real roots exist. We can find that the function $F(\mu)$ attains extremum at $\mu = \pm \sqrt{\gamma_2/\gamma_3}$. If μ is positive value then this extremum is minimum, else if μ is negative one the extremum is maximum. The value of the function $F(\mu)$ at $\mu = +\sqrt{\gamma_2/\gamma_3}$ is $2\sqrt{\gamma_2\gamma_3}$. Thus the solitary waves are exist if $\sqrt{\gamma_2\gamma_3} \leq |\gamma_1|$. From the definitions of parameters $\gamma_{1,2,3}$ it results in $\gamma_2\gamma_3 = 4c_2c_3 \cos^2 2\phi$. In discussed model the coupling coefficients $c_{1,2,3}$ can be made positive ones. Hence, the product $\gamma_2\gamma_3$ is positive too, or is equal to zero at $\phi = \pi/4$.

Parameter δ can be represented as

$$\delta = \left(\frac{c_2}{c_1} \sqrt{\frac{1 + \beta}{1 - \beta}} + \frac{c_3}{c_1} \sqrt{\frac{1 - \beta}{1 + \beta}} \right) \frac{\cos 2\phi}{\cos \phi}.$$

It follows that the phase shift for complex envelopes in neighboring waveguides defines the $\text{sgn} \delta$. For example parameter δ will be negative one in intervals $\pi/2 < \phi < \pi$ and $3\pi/2 < \phi < 2\pi$.

If $\mu > 0$ the roots of equation $F(\mu) = 2$ take the following form

$$\begin{aligned} \mu_- &= \frac{|\gamma_1|}{|\gamma_2|} \left(1 - \sqrt{1 - \frac{\gamma_2\gamma_3}{\gamma_1^2}} \right), \\ \mu_+ &= \frac{|\gamma_1|}{|\gamma_2|} \left(1 + \sqrt{1 - \frac{\gamma_2\gamma_3}{\gamma_1^2}} \right) \end{aligned}$$

The boundary of interval for permissible values of the velocity parameters β_{\pm} are determined by the expression

$$\beta_{\pm} = \frac{\mu_{\pm}^2 - 1}{\mu_{\pm}^2 + 1}.$$

For example, let us assume that $\gamma_2 = \gamma_3 = 0,5\gamma_1$. In this case we have

$$\begin{aligned} \mu_+ &\approx 3,73 \quad \beta_+ \approx 0,866, \\ \mu_- &\approx 0,266 \quad \beta_- \approx -0,865 \end{aligned}$$

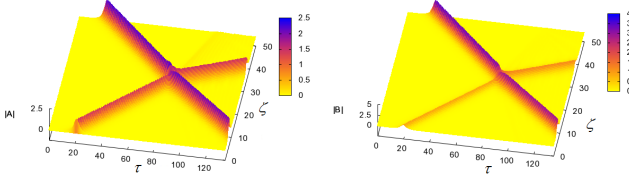


FIG. 2: Collision of two steady state pulses in the case of $\gamma_2 = \gamma_3 = 0$.

It should be pointed that if the next nearest neighboring waveguides are not coupled as in [14], then steady state waves exist for $|\beta| < 1$.

VI. NUMERICAL SIMULATION OF THE SOLITARY WAVES COLLISIONS

To demonstrate stability of the solitary waves corresponding with the system of equations (6) and (7) the collision between two solitary waves has been simulated. The real envelopes were taken as (14 and 15). The real phases corresponding them were chosen as following ones

$$\begin{aligned}\varphi_1(\zeta_j, \tau) &= \frac{3}{2}\text{sgn}(\vartheta)\mathcal{S}(0, 2\xi_j), \\ \varphi_2(\zeta_j, \tau) &= -\frac{\pi}{2} + \frac{1}{2}\text{sgn}(\vartheta)\mathcal{S}(0, 2\xi_j),\end{aligned}\quad (18)$$

where $\xi_j = \gamma_1[\zeta_j - \beta(\tau - \tau_j)](1 - \beta^2)^{1/2}$. The arguments ζ_j, τ_j define the initial position of the j -th solitary wave.

To produce a collision between two solitary waves we used solutions of the equations (6) and (7) with parameters $\beta = 0.4$ and $\beta = -0.4$ as initial conditions for these equations. The pulse with $\beta = +0.4$ was located at $\zeta = 50$ and pulse with $\beta = -0.4$ was located at $\zeta = 0$. The coupling constant γ_1 was set as unite. For simplicity the coupling constants γ_2 and γ_3 are assumed equal, i.e., $\gamma_2 = \gamma_3$.

The case of the linear chain of the alternating refractive indexes waveguide array corresponds to waveguide system with ($\gamma_2 = \gamma_3 = 0$). Collision between two solitary waves is represented in Fig.2 (see also [14]). Figures show that collision is elastic.

We found that the collision between counter propagating pulses is elastic for the coupling constants $\gamma_2 = \gamma_3$ that is taken from interval $[0.001, 0.0075]$. Little radiation appears where the coupling constants are taken from interval $[0.0075, 0.01]$ Fig.3. For the coupling constants are from interval $[0.001, 0.021]$ the amplitudes of the radiation are increasing.

Increasing the coupling constants $\gamma_2 = \gamma_3$, that are belong to interval $[0.0215, 0.03]$, leads to the transferred wave decreasing as it is shown in Fig. 4.

When $\gamma_2 = \gamma_3 \geq 0.02$ the reflected wave appears in NRI waveguide as a result of the reflection of the incident solitary wave ($\beta = -0.4$) from solitary wave ($\beta = 0.4$) propagated in the opposite direction in ANOWZA. The

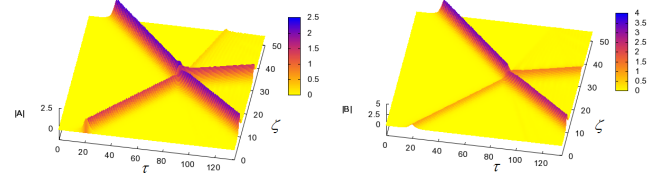


FIG. 3: Collision of two steady state pulses in the case of $\gamma_2 = \gamma_3 = 0.01$.

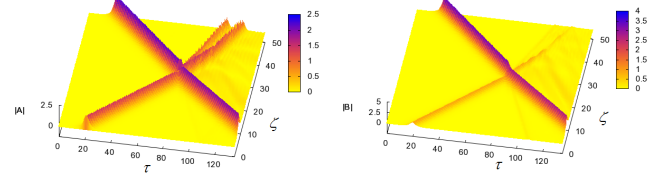


FIG. 4: Collision of two steady state pulses in the case of $\gamma_2 = \gamma_3 = 0.022$.

reflected wave amplitude grows up to some value and thereafter it decrease in interval $[0.025, 0.05]$, Fig.5 and Fig.6. The reflected wave is disappeared at $\gamma_2 = \gamma_3 \approx 0.075$.

If the coupling constants belong to interval $[0.08, 0.135]$ the steady state solitary waves are akin to elastic interacting waves. There is no radiation after collision, however the velocities of resulting waves vary considerably. See Fig. 7 and Fig. 2.

If γ_2 and γ_3 are taken from interval $[0.138, 0.15]$, the weak linear wave in NRI waveguide is generated. This linear wave is absorbed by nonlinear transferred wave when γ_2 and γ_3 rank among the interval $[0.151, 0.16]$. Reflected wave appear again when γ_2 and γ_3 are among the intervals $[0.17, 0.2]$ and $[0.31, 0.34]$, see Fig. 8

The steady state pulses collision does not generate the radiation if the coupling constants $\gamma_2 = \gamma_3$ are taken from interval $[0.21, 0.3]$. However the velocities of the scattered pulses can be strongly varied with respect of initial values.

Also we had considered the interaction of the incident solitary wave corresponding to $\beta = 0.4$ with quasi-harmonic wave. Initial incident pulse was located at $\zeta = 50$, the quasi-harmonic wave was generated at $\zeta = 0$. This wave is described by following expression

$$f(\tau) = f_0[\tanh(\tau - 40) - \tanh(\tau - 70)] \sin \omega_{bg}\tau. \quad (19)$$

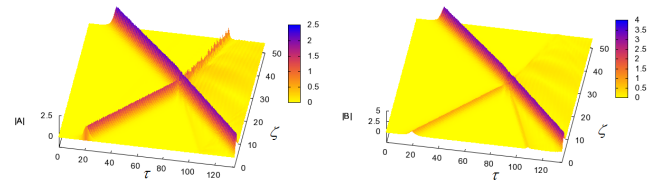


FIG. 5: Collision of two steady state pulses in the case of $\gamma_2 = \gamma_3 = 0.06$.

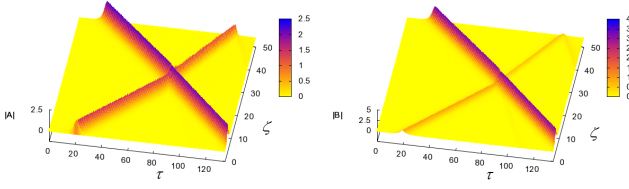


FIG. 6: Collision of two steady state pulses in the case of $\gamma_2 = \gamma_3 = 0.08$.

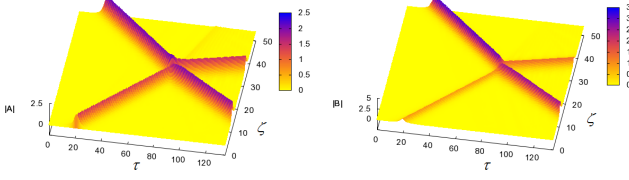


FIG. 7: Collision of two steady state pulses in the case of $\gamma_2 = \gamma_3 = 0.13$.

where ω_{bg} is the frequency of modulation, f_0 is the amplitude of this plateau like pulse. Numerical simulations have been proposed for $0.1 \leq f_0 \leq 3$ and $0.7 \leq \omega_{bg} \leq 3$.

It was found that initial steady state solitary wave is extremely prone to damage if the coupling constants $\gamma_2 = \gamma_3$ are less than 0.05. Fig.9 shows the propagation of incident pulse trough quasi-harmonic wave (19) at $f_0 = 1.5$ and $\omega_{bg} = 0.7$ and at $\gamma_2 = \gamma_3 = 0$. For the comparison the propagation of incident pulse trough the same quasi-harmonic wave at $\gamma_2 = \gamma_3 = 0.01$ is shown in Fig.10. There is no fundamental difference between this case and the case of more high frequency quasi-harmonic wave Fig. 11.

VII. CONCLUSION

The propagation of electromagnetic solitary wave in zigzag positive-negative coupled waveguide array is investigated. Coupling between both nearest and next nearest neighboring waveguides is the characteristic feature of this waveguide system. Alternate positive and negative refractive indexes result in the gap in linear waves spectrum. That is dissimilarity from a convenient waveguide array.

The nonlinear waves were considered under assumption that NRI waveguides are linear ones and PRI wave-

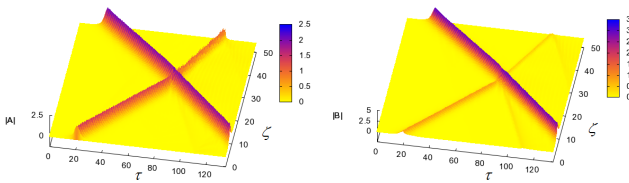


FIG. 8: Collision of two steady state pulses in the case of $\gamma_2 = \gamma_3 = 0.2$.

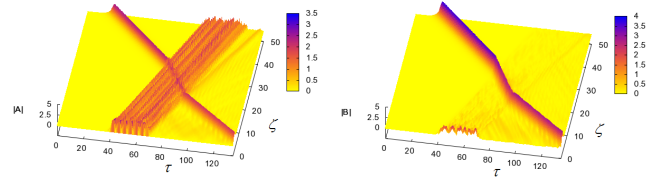


FIG. 9: Steady state pulses crossing the quasi-harmonic plateau like wave, $\gamma_2 = \gamma_3 = 0$.

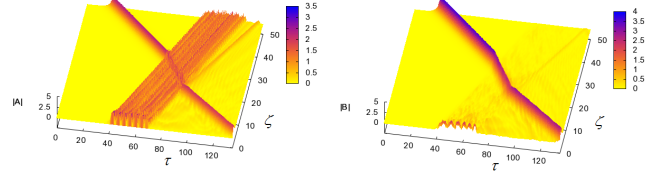


FIG. 10: Steady state pulses crossing the quasi-harmonic plateau like wave, $\omega_{bg} = 0.7$, $\gamma_2 = \gamma_3 = 0.01$.

guides are manufactured from the cubic nonlinear dielectric. Furthermore, we took hypothesis that the phase difference between neighboring waveguides is constant. It allows to reduce the infinite system of equations to system of two equations and to find the steady state solutions of them.

The characteristic coupling constant for ANOWZA can be controlled by the angle between the lines connecting the centers of neighboring waveguides ϑ_b . The numerical simulation of the collision between two steady state solitary waves shows that complicated picture of the interaction is depended on coupling constants which are characterized coupling between the next nearest neighboring waveguides. Thus the angle ϑ_b is control parameter for nonlinear waves in ANOWZA.

Acknowledgements

The research was partially supported by RFBR (grant No. 12-02-00561).

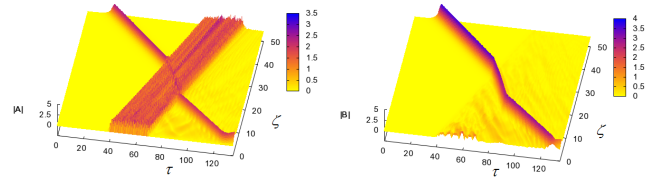


FIG. 11: Steady state pulses crossing the quasi-harmonic plateau like wave, $\omega_{bg} = 3$, $\gamma_2 = \gamma_3 = 0.01$.

-
- [1] L. Bergamin, Phys.Rev. **A78**, 043825 (12 pages) (2008).
 - [2] Ya.A. Urzhumov, D.R. Smith, Phys.Rev.Lett. **105**, 163901 (2010).
 - [3] N. Kundtz, D. Gaultney, D.R. Smith, New J. Phys. **12**, 043039 (2010).
 - [4] V.I. Shalaev, J. Pendry, J.Opt. **13**, 020201 (2011).
 - [5] A.V. Kil'dishev, V.I. Shalaev, Usp.Phys.Nauk, **181**, 59 (2011).
 - [6] D. Diedrich, A. Rottler, D. Heitmann, S. Mendach, New J. Phys. **14**, 053042 (2012)
 - [7] H. Chen, B.-I. Wu, and J. A. Kong J.Electromagn. Waves and Appl. **20**, 2137 (2006).
 - [8] A.I. Boltasseva, V.I. Shalaev, Metamaterials **2**, 1 (2008).
 - [9] *Negative-refraction Metamaterials: Fundamental Principles and Applications*, Eleftheriades G.V., Balmain K.G. (Eds.) (New York: Wiley, 2005).
 - [10] Noginov M.A., Podolskiy V.A. (Eds) *Tutorials in Metamaterials* (Boca Raton London New York: Taylor and Francis Group, LLC/CRC Press, 2012).
 - [11] S.A. Darmanyan, M. Nevier, and A.A. Zakhidov, Phys.Rev. E **72**, 036615 (2005)
 - [12] I.V. Shadrivov, Photonics Nanostruct. Fundam. Appl. **2**, 175–180 (2004).
 - [13] A.I. Maimistov, I.R. Gabitov, N.M. Litchinitser, Optics and Spectroscopy **104**, 253 (2008).
 - [14] E.V. Kazantseva, A.I. Maimistov, S.S. Ozhenko, Phys.Rev. A **80**, 43833 (7 pages) (2009).
 - [15] N.M. Litchinitser, I.R. Gabitov, A.I. Maimistov, Index Channel. Phys. Rev. Lett. **99**, 113902 (2007).
 - [16] M.S. Ryzhov, A.I. Maimistov, Quantum Electronics. **42**, 1034–1038 (2012).
 - [17] D. N. Christodoulides, F. Lederer and Y. Silberberg, Nature **424**, 817 (2003).
 - [18] D.N. Christodoulides, R.I. Joseph, Opt.Letts. **13**, 794–796 (1988).
 - [19] C. Schmidt-Hattenberger, U. Trutschel, and F. Lederer, Opt.Letts. **16**, 294–296 (1991).
 - [20] S. Darmanyan, I. Relke, and F. Lederer, Phys.Rev. E. **55**, 7662–7668 (1997).
 - [21] N.K. Efremidis, D. N. Christodoulides Phys. Rev. B **65**, 056607 (2002).
 - [22] Gang Wang, Ji Ping Huang, and Kin Wah Yu Optics Letters, **35**, 1908–1910 (2010).
 - [23] A. I. Maimistov, I. R. Gabitov Eur. Phys. J. Special Topics **147**, 265 (2007).
 - [24] D.A. Zezyulin, V.V. Konotop, F.K. Abdullaev, Optics Letters, **37**, 3930–3932 (2012).
 - [25] A.I. Maimistov, E.V. Kazantseva, A.S. Desyatnikov: Linear and nonlinear properties of the antidirectional coupler, in Coherent optics and optical spectroscopy, Lect.notes, Kazan State University, Kazan, (2102), pp. 21-31. (in Russian).