

The prospects of forming ultracold molecules in $^2\Sigma$ states by magnetoassociation of alkali-metal atoms with Yb

Daniel A. Brue¹ and Jeremy M. Hutson^{1,*}

¹*Joint Quantum Centre (JQC) Durham/Newcastle, Department of Chemistry, Durham University, South Road, Durham, DH1 3LE, United Kingdom*

(Dated: February 27, 2024)

We explore the feasibility of producing ultracold diatomic molecules with nonzero electric and magnetic dipole moments by magnetically associating two atoms, one with zero electron spin and one with nonzero spin. Feshbach resonances arise through the dependence of the hyperfine coupling on internuclear distance. We survey the Feshbach resonances in diatomic systems combining the nine stable alkali-metal isotopes with those of Yb, focussing on the illustrative examples of RbYb and CsYb. We show that the resonance widths may be expressed as a product of physically comprehensible terms in the framework of Fermi's Golden Rule. The resonance widths depend strongly on the background scattering length, which may be adjusted by selecting the Yb isotope, and on the hyperfine coupling constant and the magnetic field. In favorable cases the resonances may be over 100 mG wide.

I. INTRODUCTION

The successes of cooling gases of atoms to ultracold temperatures have led to great interest in producing molecules at similar temperatures. Because molecules have a richer internal structure and more complex interactions than atoms, ultracold (μK) molecules offer the possibility of exploring a wide range of new research areas, including high-precision measurement [1–3], quantum information [4, 5] and quantum simulation [6].

Molecules may be formed in ultracold atomic gases either by photoassociation [7] or by magnetoassociation [8]. In the latter, cold atomic clouds are subjected to time-dependent magnetic fields that convert atom pairs into molecules by adiabatic passage across zero-energy Feshbach resonances [9]. Recent years have seen substantial progress in producing ultracold molecules made up of pairs of alkali-metal atoms [10–18]. The molecules are left in high vibrational states and are susceptible to collisional trap loss. For KRb [15], Cs₂ [16], and triplet Rb₂ [17], it has been possible to transfer the molecules to the absolute ground state by Stimulated Raman Adiabatic Passage (STIRAP).

There is now great interest in the formation of cold molecules that have both electric and magnetic dipole moments [19–24]. Such molecules offer additional possibilities for manipulation, trapping, and control because they can be influenced by both electric and magnetic fields. In the present paper we investigate the prospects for magnetoassociation of alkali-metal atoms (Alk) with ^1S atoms (specifically Yb) to form $^2\Sigma$ heteronuclear diatoms with electron spin $S = 1/2$.

Ytterbium is an excellent candidate for pairing with the alkali metals. It has 7 stable isotopes (5 zero-spin bosons, 2 fermions), and a closed-shell, singlet-spin electronic structure. Both bosonic [25–28] and fermionic

[29, 30] isotopes have been cooled to quantum degeneracy. Different isotopic combinations have different scattering lengths, and produce molecules with different binding energies; they thus have Feshbach resonances at different magnetic fields.

The existence of magnetically tunable Feshbach resonances requires coupling between a continuum scattering state of the atomic pair and a molecular state that crosses it as a function of magnetic field. For pairs of alkali-metal atoms, this coupling is provided by the difference between the singlet and triplet potential curves and by the magnetic dipolar interaction between the electron spins. However, neither of these effects exists in systems of the type considered here. Instead, the most significant coupling between the atomic and molecular states is provided by the R -dependence in the hyperfine coupling constant of the alkali-metal atom [19]. Such R -dependences exist in alkali dimers [31], but in that case they merely produce small shifts in bound state energies and resonance positions, rather than driving new resonances. If the closed-shell atom has non-zero nuclear spin, it can also couple to the unpaired electron spin. For the case of LiYb [24], this coupling has been found to be much stronger than that due to the Li nucleus. However, this latter effect is less important for the heavier alkali-metal atoms considered here, where the coupling to the alkali-metal nucleus itself is stronger.

In previous work, we extracted resonance positions and widths for RbSr [19] and LiYb [24] from coupled-channel quantum scattering calculations. In the present paper, we extend these studies to a range of heavier systems and show how the widths may be broken down into their contributing factors within the framework of Fermi's Golden Rule.

The theoretical development presented here is applicable to any system made up of an alkali-metal atom paired with a closed-shell atom. In the present study, we have considered the whole range of Alk-Yb systems, but we focus our presentation on the illustrative examples of RbYb, for which the scattering lengths are approximately

* J.M.Hutson@durham.ac.uk

known, and Cs-Yb, for which they are as yet unknown. In section II we describe the theoretical methods used. In section III we present our results, with discussion of system characteristics that lead to Feshbach resonances suitable for molecule formation.

II. THEORY

A. Collisions between alkali-metal and closed-shell atoms

The Hamiltonian for an alkali-metal atom a in a 2S state, interacting with a closed-shell atom b in a 1S state, is

$$\hat{H} = \frac{\hbar^2}{2\mu} \left[-\frac{d^2}{dR^2} + \frac{\hat{L}^2}{R^2} \right] + \hat{U}(R) + \hat{H}_a + \hat{H}_b \quad (1)$$

where \hat{L} is the two-atom rotational angular momentum operator and $\hat{U}(R)$ is the interaction operator. \hat{H}_a and \hat{H}_b are the single-atom hamiltonians,

$$H_a = \zeta_a \hat{i}_a \cdot \hat{s} + \left(g_a \mu_N \hat{i}_{a,z} + g_e \mu_B \hat{s}_z \right) B \quad (2)$$

$$H_b = g_b \mu_N \hat{i}_{b,z} B, \quad (3)$$

where \hat{s} , \hat{i}_a and \hat{i}_b are the electron and nuclear spin operators, g_e , g_a and g_b are the electronic and nuclear g factors, and μ_B and μ_N are the Bohr and nuclear magnetons. ζ_a is the hyperfine coupling constant for the alkali-metal atom and B is the external magnetic field, whose direction defines the z axis. In the present work we use lower-case angular momentum operators and quantum numbers for individual atoms and upper-case for the corresponding molecular quantities.

The interaction of a 2S atom with a 1S atom produces only one molecular electronic state, of $^2\Sigma$ symmetry. However, the hyperfine coupling constant of the alkali-metal atom is modified by the presence of the closed-shell atom [19], and if $i_b \neq 0$ then there is also hyperfine coupling involving the nucleus of atom b [24],

$$\zeta_a(R) = \zeta_a + \Delta\zeta_a(R); \quad (4)$$

$$\zeta_b(R) = \Delta\zeta_b(R). \quad (5)$$

The interaction operator $\hat{U}(R)$ is thus

$$\hat{U}(R) = V(R) + \Delta\zeta_a(R) \hat{i}_a \cdot \hat{s} + \Delta\zeta_b(R) \hat{i}_b \cdot \hat{s}, \quad (6)$$

where $V(R)$ is the electronic interaction potential. Most of the theory presented here remains applicable when atom a is a non-alkali-metal atom in a multiplet-S state.

Figure 1 shows the energy levels of the ^{133}Cs atom, with $i_a = 7/2$ (black solid lines). At zero field the levels may be labeled by quantum numbers $f_a, m_{f,a}$, where $f_a = i_a \pm 1/2$, whereas at high field the nearly good quantum numbers are $m_{s,a}$ and $m_{i,a}$. In the present paper we indicate the lower and upper states for each

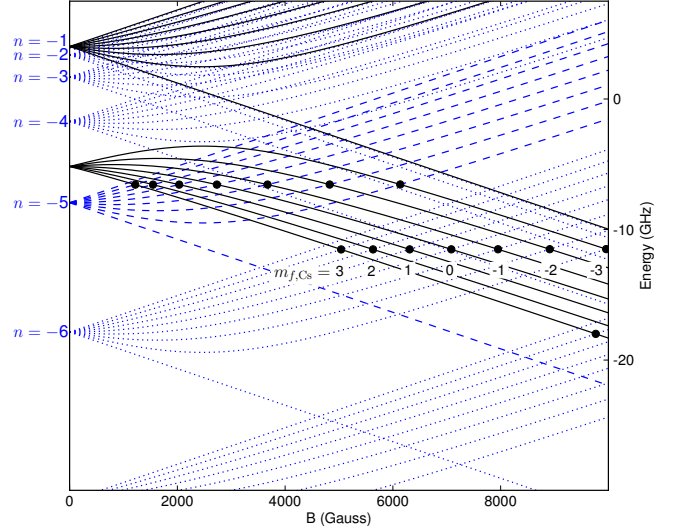


FIG. 1. (color online). Hyperfine energy levels for ^{133}Cs in its ground 2S state (solid black lines) and for near-threshold states of CsYb arising from the upper hyperfine manifold $|\alpha_2, m_{f,\text{Cs}}\rangle$ (dashed blue lines), calculated for a potential with a scattering length of -38 bohr. The $n = -1$ level is almost hidden by the threshold. The solid circles mark the Feshbach resonances that occur at crossings between bound states and atomic thresholds with the same value of $m_{f,\text{Cs}}$.

$m_{f,a} = m_{s,a} + m_{i,a}$ as $|\alpha_1, m_{f,a}\rangle$ and $|\alpha_2, m_{f,a}\rangle$ respectively.

The Hamiltonian (1) may be written as the sum of a zeroth-order term \hat{H}^0 and a perturbation \hat{H}' ,

$$\hat{H}^0 = \frac{\hbar^2}{2\mu} \left[-\frac{d^2}{dR^2} + \frac{\hat{L}^2}{R^2} \right] + V(R) + \hat{H}_a + \hat{H}_b; \quad (7)$$

$$\hat{H}' = \Delta\zeta_a(R) \hat{i}_a \cdot \hat{s} + \Delta\zeta_b(R) \hat{i}_b \cdot \hat{s}. \quad (8)$$

The zeroth-order Hamiltonian is separable, and its eigenfunctions are products of atomic functions $|\alpha_i, m_{f,a}\rangle |i_b, m_{i,b}\rangle$ and radial functions $\psi(R)$. The latter are eigenfunctions of the 1-dimensional Hamiltonian

$$\frac{\hbar^2}{2\mu} \left[-\frac{d^2}{dR^2} + \frac{L(L+1)}{R^2} \right] + V(R), \quad (9)$$

with eigenvalues E_n . The eigenvalues of \hat{H}^0 are $E_n + E_a + E_b$, where E_a and E_b are the eigenvalues of \hat{H}_a and \hat{H}_b . By contrast with the alkali-metal dimers, the molecular states thus lie almost parallel to the atomic states as a function of magnetic field. They also have almost exactly the same spin character. The only terms in the Hamiltonian (1) that couple $|\alpha_1, m_{f,a}\rangle |i_b, m_{i,b}\rangle$ and $|\alpha_2, m'_{f,a}\rangle |i_b, m'_{i,b}\rangle$ are the weak couplings involving $\Delta\zeta_a(R)$ and $\Delta\zeta_b(R)$. The former couples states with $m'_{f,a} = m_{f,a}$ and $m'_{i,b} = m_{i,b}$, while the latter couples states with $m'_{f,a} = m_{f,a} \pm 1$ and $m'_{i,b} = m_{i,b} \mp 1$.

The Hamiltonian (1) is entirely diagonal in L , so resonances in s-wave scattering can be caused only by $L = 0$

bound states. The only interactions off-diagonal in L are spin-rotation and nuclear quadrupole interactions, which are neglected in the present work. This again contrasts with the alkali-metal dimers, where the magnetic dipolar interaction between the electron spins and second-order spin-orbit coupling provide relatively strong interactions that produce resonances from bound states with $L > 0$ in s-wave scattering.

Figure 1 shows the highest few vibrational states for CsYb with spin character $|\alpha_2, m'_{f,a}\rangle$ and vibrational quantum numbers $n = -1, -2 \dots -7$ (with respect to threshold) as dashed blue lines, calculated for a potential $V(R)$ with an s-wave scattering length $a = -38$ bohr. The couplings involving $\Delta\zeta_a(R)$ give rise to Feshbach resonances at fields where bound states $|\alpha_2, m_{f,a}, n\rangle$ cross thresholds $|\alpha_1, m_{f,a}\rangle$, shown as solid circles in Figure 1. In the present work we neglect couplings due to $\Delta\zeta_b(R)$ and set $i_b = 0$ for all isotopes. This will give accurate results for resonances with $m'_{f,a} = m_{f,a}$ but will suppress resonances with $m'_{f,a} = m_{f,a} \pm 1$, which actually exist for ^{171}Yb and ^{173}Yb .

B. Electronic Structure Calculations

1. Potential Energy Curves

We have constructed the electronic potential energy curves $V(R)$ by carrying out electronic structure calculations at short and medium range and switching to a form incorporating dispersion interactions at long range.

We obtained ground-state potential curves for NaYb, KYb, RbYb and CsYb from CCSD(T) calculations (coupled-cluster with single, double, and non-iterative triple excitations) using the MOLPRO package [32]. For Yb, we used the quasi-relativistic effective core potential (ECP) of Dolg *et al.* and its corresponding basis set [33], with 60 electrons in the inner 4 shells represented by the ECP and the remaining 10 electrons (p^6s^4) treated explicitly. ECPs [34] and their corresponding basis sets [35] were also used for K, Rb, and Cs. An ECP was not used for Na; all 11 electrons were represented with the cc-pvqz basis set of Prascher *et al.* [36]. For each system, CCSD(T) calculations were carried out at a series of points from 2 to 40 bohr and the potentials were then interpolated using the reproducing kernel Hilbert space (RKHS) method [37]. The resulting potential curves are shown in Figure 2, together with the LiYb curve of Zhang *et al.* [38], obtained using similar methods but with a fully relativistic ECP for Yb. The well depths and equilibrium distances are given in Table I.

At long range the potential curves were represented as

$$V(R) = -C_6 R^{-6} - C_8 R^{-8} - C_{10} R^{-10}. \quad (10)$$

The C_6 coefficients used for the long-range potential were obtained from Tang's combination rule [39] based on the

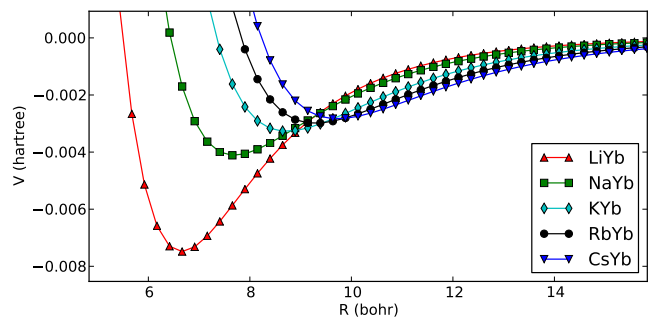


FIG. 2. (color online). Electronic potential energy curves $V(R)$ from CCSD(T) calculations on the Alk-Yb systems.

System	R_e (bohr)	$V(R_e)$ (mE _h)	C_6 (E _h a ₀ ⁶)
LiYb	6.65	-7.48	1594
NaYb	7.61	-4.61	1690
KYb	8.88	-3.36	2580
RbYb	9.28	-2.99	2830
CsYb	9.72	-2.83	3370

TABLE I. Properties of the interaction potentials used in the present work. The well depths and equilibrium distances are from CCSD(T) calculations and the C_6 coefficients are from Eq. (11).

Slater-Kirkwood formula,

$$C_6^{ab} = \frac{C_6^{aa} C_6^{bb} \alpha^a(0) \alpha^b(0)}{C_6^{aa} (\alpha^b(0))^2 + C_6^{bb} (\alpha^a(0))^2} \quad (11)$$

using the homonuclear C_6 coefficients for Alk-Alk [40] and Yb-Yb [41] and the static polarizabilities $\alpha(0)$ for the alkali-metal atoms [40] and Yb [42]. Equation (11) gives C_6 coefficients well within 1% of the values of ref. [40] for all the mixed alkali-metal pairs. The results for the Alk-Yb systems are included in Table I. The C_8 and C_{10} terms were omitted except when fitting to the experimental spectra for RbYb as described in section III A below. The short-range and long-range regions of the potential were joined using the switching function of Janssen *et al.* [43] between the distances 28 and 38 bohr.

2. Hyperfine Coupling

The hyperfine coupling constant of an atom is a measure of the interaction between its nuclear spin and the electron spin density at the nucleus, which in the case of an alkali metal comes principally from the single valence electron. Approach of another atom perturbs the electronic wavefunction and alters the spin density at the nucleus, so that the coupling between the electron and nuclear spins becomes a function of internuclear distance R .

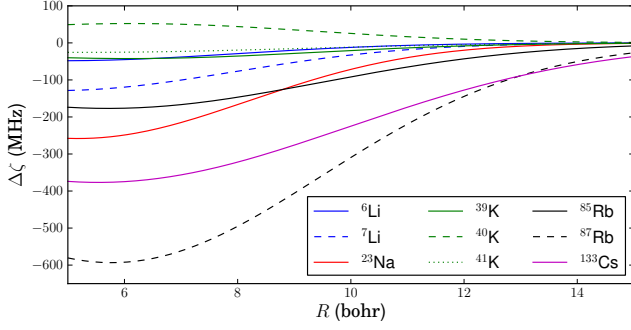


FIG. 3. (color online). Distance dependence $\Delta\zeta_a(R)$ of the hyperfine coupling constants for the Alk-Yb systems.

	ζ_0 (MHz)	β (bohr $^{-2}$)	R_c (bohr)
^6Li	-48.8	0.0535	4.92
^7Li	-129.	0.0535 ^a	4.92
^{23}Na	-258.	0.0553	5.18
^{39}K	-42.4	0.0474	6.09
^{40}K	52.5	0.0474	6.09
^{41}K	-23.3	0.0474	6.09
^{85}Rb	-177.	0.0357	5.71
^{87}Rb	-597.	0.0357	5.71
^{133}Cs	-377.	0.0260	5.54

^a The value of β for Li was reported incorrectly in ref. [24].

TABLE II. Parameters of the Gaussian functions used to represent $\Delta\zeta_a(R)$, the distance-dependence of the hyperfine coupling constant of an alkali-metal atom interacting with Yb.

We have calculated the hyperfine coupling constants $\zeta_a(R)$ for the Alk-Yb systems, using density-functional theory with the KT2 functional [44], as implemented in the ADF suite of programs [45]. We fitted these results to a variety of functional forms and found that, in the range of R for which the vibrational wavefunctions are non-zero, a Gaussian function $\Delta\zeta_a(R) = \zeta_0 e^{-\beta(R-R_c)^2}$ gave an adequate fit to the DFT results. These functions are shown in Figure 3 for each of the Alk-Yb systems and the parameters are given in Table II.

C. Resonance widths from coupled-channel calculations

Near resonance, the s-wave scattering length $a(B)$ as a function of magnetic field B behaves as [46]

$$a(B) = a_{\text{bg}} \left(1 - \frac{\Delta}{B - B_{\text{res}}} \right), \quad (12)$$

where B_{res} is the resonance position and a_{bg} is the background scattering length. The magnitude of the resonance width, Δ , is critical for determining whether mag-

netoassociation is experimentally feasible. Defining B_{zero} as the field where $a(B) = 0$ near resonance, Eq. (12) implies $\Delta = B_{\text{zero}} - B_{\text{res}}$.

In the present work, we obtained scattering lengths $a(B)$ principally from coupled-channel calculations. The coupled equations for each field B were constructed in an uncoupled basis set $|s_a m_{s,a}\rangle |i_a m_{i,a}\rangle |LM_L\rangle$ and solved using the MOLSCAT package [47, 48]. The s-wave scattering length was then obtained from the identity [49] $a = (ik)^{-1}(1 - S_{00})/(1 + S_{00})$, where S_{00} is the diagonal S-matrix element in the incoming channel, $k = \hbar^{-1}(2\mu E_{\text{col}})^{1/2}$, and the collision energy E_{col} was taken to be 1 nK $\times k_B$. MOLSCAT has an option to converge numerically on the fields corresponding to both poles and zeroes in $a(B)$, allowing the extraction of Δ .

It should be noted that Eq. (12) characterizes the scattering length near resonance only for purely elastic scattering. If there exist lower-energy channels that allow decay, then $a(B)$ has a non-zero imaginary component and does not follow the simple pole formula (12) [49]. For $i_b = 0$, the Hamiltonian (1) allows only elastic scattering even when the alkali-metal atom is in a magnetically excited state. However, when $i_b \neq 0$, couplings involving $\hat{i}_b \cdot \hat{s}$ can change $m_{f,a}$, and for alkali-metal atoms in magnetically excited states this provides additional couplings to lower-lying thresholds. We have previously described the behavior of $a(B)$ for resonances in such states for the LiYb systems [24].

D. Resonance widths from Golden Rule

Coupled-channel calculations of resonance widths are straightforward but provide relatively little insight into the factors that affect resonance widths. We therefore develop here an alternative approach based on Fermi's Golden Rule that allows us to understand the factors that determine the widths.

Fermi's Golden Rule gives an expression for the width of a Feshbach resonance in terms of the off-diagonal matrix element of \hat{H}' (Eq. (8)) between the bound state $|\alpha_2, m_{f,a}, n\rangle$ (with vibrational quantum number n) and the continuum state $|\alpha_1, m_{f,a}, k\rangle$ (labeled by wavevector k , where $E_{\text{col}} = \hbar^2 k^2 / 2\mu$). The Breit-Wigner width in the energy domain, Γ_E , is

$$\Gamma_E(k) = 2\pi \left| \langle \alpha_2, m_{f,a}, n | \hat{H}' | \alpha_1, m_{f,a}, k \rangle \right|^2, \quad (13)$$

where the continuum function is normalized to a δ -function of energy and has asymptotic amplitude $(2\mu/\pi\hbar^2 k)^{1/2}$. At limitingly low collision energy, $\Gamma_E(k)$ behaves as [9],

$$\Gamma_E(k) \xrightarrow{k \rightarrow 0} 2ka_{\text{bg}}\Gamma_0 \quad (14)$$

where a_{bg} is the same background scattering length as in Eq. (12). Γ_0 is independent of energy and is related to

the magnetic resonance width Δ of Eq. (12) by

$$\Delta = \frac{\Gamma_0}{\delta\mu_{\text{res}}}, \quad (15)$$

where $\delta\mu_{\text{res}}$ is the difference between the magnetic moment of the molecular bound state and that of the free atom pair, which is simply the difference in slope of the crossing lines in Figure 1.

The expression for the magnetic resonance width Δ factorizes into spin-dependent and radial terms,

$$\Delta = \frac{\pi I_{m_{f,a}}(B)^2 I_{nk}^2}{k a_{\text{bg}} \delta\mu_{\text{res}}}, \quad (16)$$

where

$$I_{m_{f,a}}(B) = \langle \alpha_2, m_{f,a} | \hat{i}_a \cdot \hat{s} | \alpha_1, m_{f,a} \rangle \quad (17)$$

and

$$I_{nk} = \int_0^\infty \psi_n(R) \Delta\zeta_a(R) \psi_k(R) dR. \quad (18)$$

The quantity $I_{m_{f,a}}(B)$ is a purely atomic property, which arises because states $|\alpha_i, m_{f,a}\rangle$ are eigenfunctions of \hat{H}_a . Pairs of states with the same $m_{f,a}$ are coupled through the operator $\Delta\zeta_a(R) \hat{i}_a \cdot \hat{s}$. At zero field, the states are eigenfunctions of $\hat{i}_a \cdot \hat{s}$, so that the perturbation has no off-diagonal matrix elements. At sufficiently high field, however, the states are well described by quantum numbers $m_{s,a}$ and $m_{i,a}$, such that for a given $m_{f,a}$ and $s_a = 1/2$,

$$I_{m_{f,a}}(B) \xrightarrow{B \rightarrow \infty} \frac{1}{2} \left[i_a(i_a + 1) - m_{f,a}^2 + \frac{1}{4} \right]^{\frac{1}{2}}. \quad (19)$$

The behavior of $I_{m_{f,a}}(B)$ between these two limits is shown as a function of magnetic field for ^{133}Cs in Figure 4. For positive $m_{f,a}$ the coupling increases monotonically before leveling off to the value (19), while for negative $m_{f,a}$ it increases with B , peaks, and then declines to the same value. At low fields, the coupling is approximately proportional to B , so that the resonance width is proportional to B^2 in this region. The range over which this behavior occurs is system-dependent; the coupling elements for lighter alkali metals level off at smaller B than for Cs.

The factor $1/\delta\mu_{\text{res}}$ in Eq. (16) produces wider resonances when the difference in slope between the bound and continuum states at B_{res} is small. Particularly shallow crossings and wide resonances can occur when there is a “double crossing” involving a bound state that just dips below the threshold (as a function of B) before rising above it again. The magnetic fields at which this can occur are discussed in Section III C below.

The bound and continuum functions, $\psi_n(R)$ and $\psi_k(R)$, are eigenfunctions that correspond to different eigenvalues of the 1-dimensional radial hamiltonian (9). They are thus orthogonal to one another, and the matrix

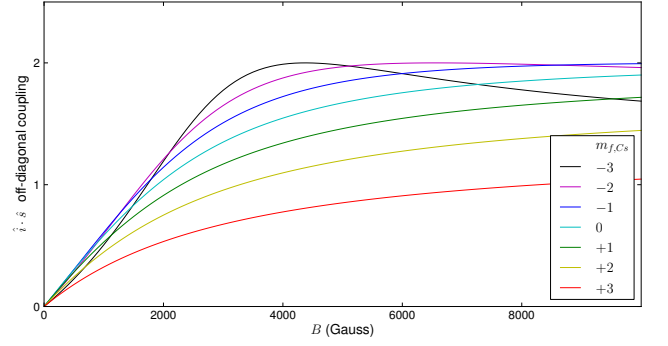


FIG. 4. (color online). Off-diagonal matrix elements of $\hat{i}_a \cdot \hat{s}$ for ^{133}Cs between pairs of hyperfine states with the same value of $m_{f,a}$.

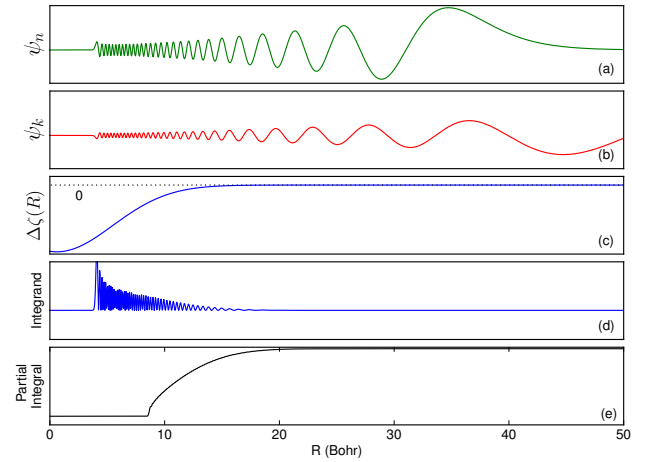


FIG. 5. (color online). The functions contributing to the integral I_{nk} of Eq. (18) for CsYb. (a) Wavefunction for the $n = -4$ bound state, $\psi_{n=-4}(R)$, which is the shallowest bound state for which crossings exist. (b) wavefunction for the low-energy continuum state, $\psi_k(R)$. (c) $\Delta\zeta_{\text{Cs}}(R)$. (d) the integrand of the matrix element, $\psi_n \psi_k \Delta\zeta$. (e) The partial integral $\int_0^R \psi_n(R') \psi_k(R') \Delta\zeta(R') dR'$.

element I_{nk} of Eq. (18) is non-zero only because of the R -dependence of $\Delta\zeta_a(R)$.

Figure 5 shows how the integral I_{nk} develops as a function of R in a typical case. The upper three panels show $\psi_n(R)$, $\psi_k(R)$ and $\Delta\zeta_a(R)$. Figure 5(d) shows the integrand of Eq. (18), which is the product of the three. For weakly bound states, the bound and continuum functions remain almost in phase with one another across the width of the potential well, so that their product always maintains the same sign. The integral thus accumulates monotonically as shown in the bottom panel. Its value depends principally on $\Delta\zeta_a(R)$ between the inner turning point and the potential minimum. Deeply bound states lose phase with the continuum at shorter ranges; in principle this produces some cancelation that reduces

the value of the integral, but the effect of this is small for the near-dissociation levels considered here.

Further insight may be gained by considering the integral I_{nk} semiclassically. In the WKB (Wentzel-Kramers-Brillouin) approximation, the bound and continuum wavefunctions both oscillate with amplitudes proportional to $k(R)^{-1/2}$ in the classically allowed region, where $k(R) = [2\mu(E - V(R))/\hbar^2]^{1/2}$. For very weakly bound states and low collision energies, E may be neglected, so

$$I_{nk} \propto \int_{r_{\text{in}}}^{\infty} k(R)^{-1} \Delta \zeta(R) dR, \quad (20)$$

where r_{in} is the inner classical turning point at $E = 0$. This structure is clearly visible in Figure 5(d).

Near threshold, the WKB approximation gives an incorrect ratio between the short-range and long-range amplitudes of a scattering wavefunction. Quantum Defect Theory (QDT) [50] corrects for this using an energy-dependent function $C(k)$, which is 1 far from threshold but is given by

$$C(k)^{-2} = k\bar{a} \left[1 + \left(1 - \frac{a_{\text{bg}}}{\bar{a}} \right)^2 \right] \quad (21)$$

at limitingly low energy [9]. The correction amplifies the short-range wavefunction by a factor $C(k)^{-1}$, which has a minimum value of $(k\bar{a})^{1/2}$ when $a_{\text{bg}} = \bar{a}$ but is approximately $(k/\bar{a})^{1/2} a_{\text{bg}}$ when $|a_{\text{bg}}| \gg \bar{a}$.

Combining all these effects gives a semiclassical expression for the Golden Rule width,

$$\Delta = \frac{\mu}{\hbar^2} \frac{\bar{a}}{a_{\text{bg}}} \left[1 + \left(1 - \frac{a_{\text{bg}}}{\bar{a}} \right)^2 \right] \frac{[I_{m_{f,a}}(B)]^2}{N\delta\mu_{\text{res}}} \times \left[\int_{r_{\text{in}}}^{\infty} k(R)^{-1} \Delta \zeta(R) dR \right]^2, \quad (22)$$

where N is the normalization integral for the WKB bound-state wavefunction,

$$N = \frac{1}{2} \int_{R_{\text{in}}}^{R_{\text{out}}} k(R)^{-1} dR, \quad (23)$$

which is taken between the classical turning points R_{in} and R_{out} at energy E_n . Eq. (22) completely avoids the calculation of any quantal wavefunctions and gives results within 2% of the quantal Golden Rule width (16).

The semiclassical approach may be taken one step further, with a small approximation. For a near-dissociation vibrational state with an interaction potential that varies as $-C_j R^{-j}$ at long range, Le Roy and Bernstein [51] have shown that the integral (23) is

$$\int_{R_{\text{in}}}^{R_{\text{out}}} k(R)^{-1} dR \approx \left(\frac{\pi \hbar^2}{2\mu} \right)^{\frac{1}{2}} \frac{\Gamma\left(\frac{1}{2} + \frac{1}{j}\right)}{\Gamma\left(1 + \frac{1}{j}\right)} \frac{C_j^{1/j}}{j} |E_n|^{-\frac{j+2}{2j}}, \quad (24)$$

where $\Gamma(x)$ is the gamma function. For the present case, with R^{-6} , Δ is thus proportional to $|E_n|^{2/3}$. Deeper bound states thus produce broader resonances, though generally at higher magnetic field. For the bound states of interest here, Eq. (24) is accurate to within 6%.

As described below, different isotopes of Yb offer different values of the scattering length a_{bg} . Eq. (22) shows that large values of Δ may occur when $|a_{\text{bg}}|$ is either very large or very small: Δ is directly proportional to a_{bg} when $|a_{\text{bg}}| \gg \bar{a}$, and inversely proportional to a_{bg} when $|a_{\text{bg}}| \ll \bar{a}$.

Overall the Golden Rule approximation (22) produces resonance widths that agree within 2% with those from full coupled-channel calculations. It also produces important insights into the *origins* of the widths, and makes it much easier to select systems and isotopic combinations with experimentally desirable properties.

E. Sensitivity to the interaction potential

The Feshbach resonance positions and widths are strongly dependent on the s-wave scattering length of the system. The background scattering length a_{bg} , the binding energies of high-lying vibrational levels E_n , and the non-integer quantum number at dissociation ν_D can all be related to a semiclassical phase integral $\Phi(E)$,

$$\Phi(E) = \int_{R_{\text{in}}}^{R_{\text{out}}} k(R) dR. \quad (25)$$

For a potential with long-range behavior $V(R) = -C_6 R^{-6}$, the scattering length is

$$a_{\text{bg}} = \bar{a} \left[1 - \tan \left(\Phi(0) - \frac{\pi}{8} \right) \right] \quad (26)$$

where \bar{a} is the mean scattering length of Gribakin and Flambaum [52], which is proportional to $(\mu C_6)^{1/4}$. Values for \bar{a} for all the alkali metals with Yb atoms are given for representative isotopes in Table III. The non-integer quantum number at dissociation is

$$\nu_D^{\text{GF}} = \frac{\Phi(0)}{\pi} - \frac{5}{8}, \quad (27)$$

where the superscript GF distinguishes the Gribakin-Flambaum value from the (less accurate) first-order WKB value (see section III C). It should be noted that a_{bg} is a single-valued function of the *fractional part* of ν_D^{GF} and is independent of its integer part.

Potential energy curves from electronic structure calculations for heavy molecules are typically accurate to at best a few percent. For curves that support 35 to 70 bound states, such as those for the systems considered here, this uncertainty is enough to span more than 1 in ν_D . It is thus not possible to predict a_{bg} for these systems from electronic structure calculations alone. An experimental measurement is essential to limit the possible range of a_{bg} .

	^{168}Yb	^{176}Yb
^6Li	36.29	36.31
^7Li	37.66	37.68
^{23}Na	50.50	50.57
^{40}K	63.10	63.24
^{87}Rb	74.52	74.82
^{133}Cs	83.05	83.48

TABLE III. Mean scattering lengths \bar{a} (in bohr) for the Alk-Yb systems.

	$v_D(^{172}\text{Yb})$	$\Delta v_D(\text{Yb})$
^6Li	23	0.02
^7Li	25	0.02
^{23}Na	35	0.10
^{40}K	45	0.20
^{87}Rb	62	0.49
^{133}Cs	69	0.70

TABLE IV. The integer part of v_D for Alk-Yb systems, based on the potential curves from CCSD(T) calculations, together with the amount Δv_D by which v_D may be tuned by varying the isotope of Yb. Note that the number of bound states is $v_D + 1$.

If the uncertainty in v_D is much greater than 1 and we assume that the possible values of $\Phi(0)$ (and hence v_D) are uniformly distributed over such a range of uncertainty in $V(r)$, we find from Eq. (26) that there is a 50% probability that a_{bg} is in the range $[0, 2\bar{a}]$, and a 70.5% probability that it is in the range $[-\bar{a}, 3\bar{a}]$.

Different isotopologues of the same molecule have different reduced masses μ . Since $k(R)$ is proportional to $\mu^{1/2}$, changing between different isotopes of Yb alters $\Phi(0)$, and hence v_D and a_{bg} , in a very well-defined way, which depends only weakly on the potential well depth. For the case of LiYb, changing the heavy-atom isotope has very little effect on the reduced mass and therefore on a_{bg} . For the heavier alkalis, by contrast, changing the Yb isotope allows the scattering length to be tuned over a wide range. Table IV summarizes the number of bound states and the amount by which it may be tuned for all the alkali-metal + Yb systems.

III. RESULTS AND DISCUSSION

We have previously calculated resonance positions and widths for the LiYb systems [24], using estimates of a_{bg} obtained from thermalization measurements for $^6\text{Li}^{174}\text{Yb}$ [20, 22]. In the following subsections, we present calculations of resonance positions and widths for two cases representative of the heavier alkali metals: RbYb, where the scattering lengths are approximately known, and CsYb,

where the scattering lengths have yet to be measured.

A. RbYb

Interactions of RbYb mixtures have been studied by Görlitz and coworkers [53–56]. Baumer *et al.* [53, 54] measured thermalization rates and density profiles for mixtures of ^{87}Rb with a variety of Yb isotopes, and interpreted the results in terms of background scattering lengths. In particular, $^{87}\text{Rb}^{174}\text{Yb}$ was found to have an extremely large scattering length, which produced phase separation of the atomic clouds, while $^{87}\text{Rb}^{170}\text{Yb}$ was found to have an extremely small one. Münchow *et al.* [55, 56] measured 2-photon photoassociation spectra of high-lying vibrational states of the electronic ground state: for $^{87}\text{Rb}^{176}\text{Yb}$, 6 states were observed with binding energies between about 300 MHz and 60 GHz [55, 56], whereas for each of ^{170}Yb , ^{172}Yb and ^{174}Yb , two states were observed with binding energies between 100 and 1500 MHz. Münchow [56] fitted the binding energies to a Lennard-Jones potential model and inferred from the mass scaling that the potential supports about 66 bound states for $^{87}\text{Rb}^{174}\text{Yb}$ and $^{87}\text{Rb}^{176}\text{Yb}$, with one fewer state for lighter Yb isotopes. The presence of a bound state very close to dissociation in $^{87}\text{Rb}^{174}\text{Yb}$ produces its large positive scattering length.

The Lennard-Jones potential reproduces the experimental spectra satisfactorily, but the mass scaling determines only the number of bound states and there is no reason to expect the potential to have the correct well depth, equilibrium distance, or inner turning point. These features are however important in the calculation of resonance widths. We have therefore refitted the binding energies measured by Münchow [56], together with the scattering length for $^{87}\text{Rb}^{170}\text{Yb}$, to obtain a new potential curve based on our CCSD(T) results described above. Our best fit was obtained by multiplying the CCSD(T) potential by a scaling factor $\lambda_{\text{scl}} = 1.09581$ and adjusting C_6 to $2874.7 E_h a_0^6$, producing a potential that supports 66 bound states for $^{87}\text{Rb}^{176}\text{Yb}$. We also introduced long-range C_8 and C_{10} coefficients related to C_6 by a ratio $\gamma = C_8/C_6 = C_{10}/C_8$, with an optimum value $\gamma = 267.5 \text{ bohr}^2$ for the potential above. Since the resulting long-range potential is valid to shorter distances than the pure $C_6 R^{-6}$ potential used for the other systems, the switching function [43] was applied between 20 and 30 bohr in this case. It should be noted that adequate fits could also be obtained with one or two additional (or fewer) bound states: increasing λ_{scl} by 0.036 and C_6 by $37 E_h a_0^6$ produces a potential with one extra bound state at the bottom of the well but the high-lying states almost unchanged.

We have carried out coupled-channel calculations for the RbYb systems using the fitted potential with 66 bound states. For the fermionic isotopes ^{171}Yb and ^{173}Yb , we neglected couplings due to $\Delta\zeta_{\text{Yb}}$. The cross-ings responsible for the resonances for $^{87}\text{RbYb}$ are shown

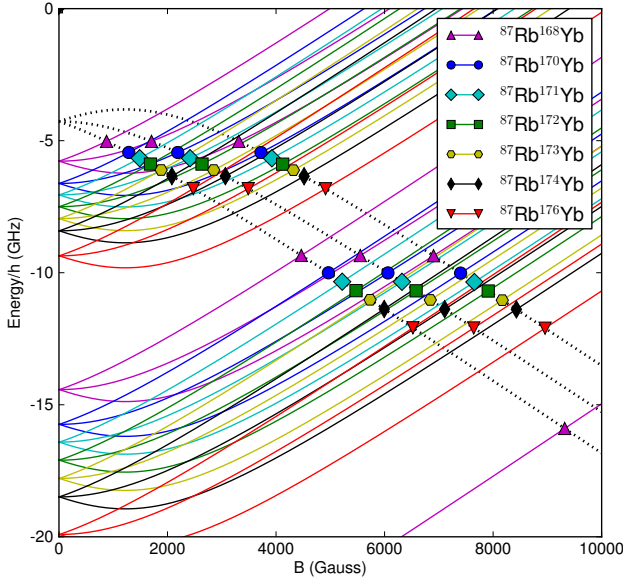


FIG. 6. (color online). Resonance crossings for ^{87}Rb with the stable isotopes of Yb, demonstrating the mass-scaling effect. The threshold levels for $m_{f,\text{Rb}} = -1, 0, +1$ sublevels of the $f = 1$ manifold are shown as dotted black lines, while the molecular bound state $m_{f,\text{Rb}} = -1, 0, +1$ sublevels for the $f = 2$ manifolds are shown in different colors for the different isotopes of Yb. The bound states for $m_{f,\text{Rb}} = -2$ and $+2$ are not shown. The highest bound state shown here is the $n = -4$ vibrational state for the combinations of ^{87}Rb with $^{168}\text{Yb} \rightarrow ^{173}\text{Yb}$, and $n = -5$ for $^{87}\text{Rb}^{174}\text{Yb}$ and $^{87}\text{Rb}^{176}\text{Yb}$.

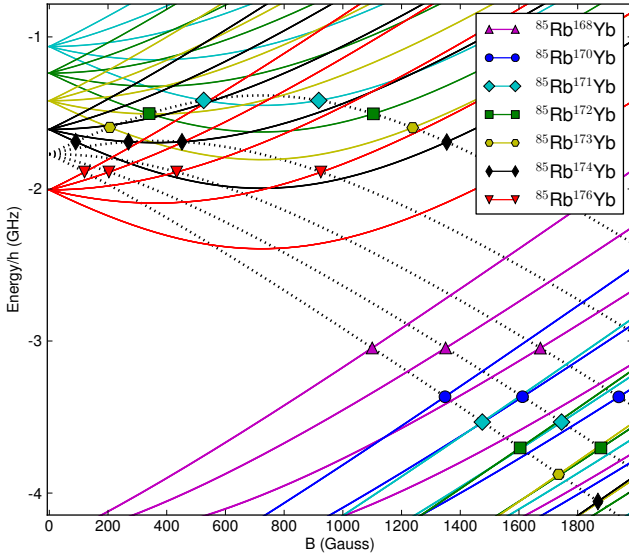


FIG. 7. (color online). Resonance crossings for ^{85}Rb with the stable isotopes of Yb. The threshold levels for $m_{f,\text{Rb}} = -2, -1, 0, +1, +2$ sublevels of the $f = 2$ manifold are shown as dotted black lines, while the corresponding molecular bound-state sublevels for the $f = 3$ manifolds are shown in different colors for the different isotopes of Yb. The bound states for $m_{f,\text{Rb}} = -3$ and $+3$ are not shown. The highest bound state shown here is the $n = -3$ vibrational state.

Rb-Yb	$m_{f,\text{Rb}}$	B_{res}	Δ	a_{bg}	$\frac{ \Delta }{B_{\text{res}}}$	s_{res}
(G) (mG) (bohr) (ppm)						
87-168	-1	3314	4.6	39	1.4	8.4×10^{-4}
	0	1705	2.0	39	1.1	3.0×10^{-4}
	1	877	0.3	39	0.4	5.9×10^{-5}
	1	4466	2.4	39	0.5	5.9×10^{-4}
87-170	-1	3723	-31.1	-11	8.3	1.8×10^{-3}
	0	2189	-16.6	-11	7.5	8.2×10^{-4}
	1	1287	-3.8	-11	2.9	2.1×10^{-4}
	1	4965	-17.9	-11	3.6	1.3×10^{-3}
87-171	-1	3923	-10.9	-58	2.7	3.4×10^{-3}
	0	2415	-6.2	-58	2.5	1.7×10^{-4}
	1	1487	-1.6	-58	1.0	4.8×10^{-4}
87-172	-1	4122	-10.4	-156	2.5	8.9×10^{-3}
	0	2636	-6.2	-156	2.3	4.8×10^{-3}
	1	1686	-1.7	-155	1.0	1.5×10^{-3}
87-173	-1	4320	-20.7	-576	4.7	6.7×10^{-2}
	0	2852	-13.0	-571	4.5	3.8×10^{-2}
	1	1883	-3.9	-569	2.0	1.3×10^{-2}
87-174	-1	4517	23.9	991	5.2	1.4×10^{-1}
	0	3066	16.0	1000	5.2	8.5×10^{-2}
	1	2081	5.2	1005	2.5	3.0×10^{-2}
87-176	-1	4912	3.5	224	0.7	4.7×10^{-3}
	0	3488	2.5	224	0.7	3.2×10^{-3}
	1	2476	0.9	224	0.4	1.2×10^{-3}

TABLE V. Predicted positions and widths for resonances with $\Delta m_{f,\text{Rb}} = 0$ for $^{87}\text{RbYb}$ systems at fields $B_{\text{res}} < 5000$ G.

in Figure 6 and the resonance positions and widths are given in Table V for all resonances located below 5000 G. The corresponding results for $^{85}\text{RbYb}$ are given in Figure 7 and Table VI for resonances located below 1500 G. A full listing of all resonances below 10000 G is provided as Supplemental Material [57]. The resonance positions are generally within about 50 G of those obtained by Münchow [56] with a Lennard-Jones model of the potential.

The pattern of widths for $^{87}\text{RbYb}$ closely follows expectations from Eq. (22). Only $^{87}\text{Rb}^{168}\text{Yb}$ has a resonance below 1000 G, and that has a very low width ($300 \mu\text{G}$), in part because of dropoff in $I_{m_{f,\text{Rb}}}(B)$ at low fields. Nevertheless, resonances with calculated widths as narrow as $0.2 \mu\text{G}$ have been observed as 3-body loss features in Na [58], and resonances a few mG wide have been observed in LiNa at fields as high as 2050 G [59]. $^{87}\text{Rb}^{170}\text{Yb}$ has particularly large widths as measured by Δ (up to 30 mG), but this is simply because a_{bg} is small in this case: the quantity $a_{\text{bg}}\Delta$, which is a better measure of the suitability of a resonance for magnetoassociation [60, 61], is not particularly large for this isotopologue. By contrast, $^{87}\text{Rb}^{173}\text{Yb}$ and $^{87}\text{Rb}^{174}\text{Yb}$, which both have $|a_{\text{bg}}| \gg \bar{a}$, have resonances up to 25 mG wide. Ex-

Rb-Yb	$m_{f,\text{Rb}}$	B_{res} (G)	Δ (mG)	a_{bg} (bohr)	$\frac{ \Delta }{B_{\text{res}}}$ (ppm)	s_{res}
85-168	1	1350	0.17	219	0.12	2.1×10^{-4}
	2	1100	0.066	219	0.06	8.8×10^{-5}
85-170	2	1348	0.048	137	0.04	4.1×10^{-5}
85-171	-2	526	-0.10	116	0.18	1.7×10^{-5}
	-2	918	0.30	116	0.32	5.4×10^{-4}
	2	1475	0.048	116	0.03	4.1×10^{-5}
85-172	-2	340	-0.019	99	0.06	5.4×10^{-6}
	-2	1104	0.21	99	0.19	6.1×10^{-5}
85-173	-2	206	-0.0055	84	0.03	1.5×10^{-6}
	-2	1238	0.21	84	0.17	6.4×10^{-5}
85-174	-2	90	-0.0009	70	0.01	2.9×10^{-7}
	-2	1354	0.24	69	0.18	7.0×10^{-5}
	-1	270	-0.11	70	0.39	4.4×10^{-6}
	-1	452	0.30	69	0.18	1.2×10^{-5}
85-176	-1	925	0.43	39	0.46	5.5×10^{-5}
	0	434	0.14	39	0.32	1.4×10^{-5}
	1	203	0.021	39	0.10	2.7×10^{-6}
	2	120	0.0033	39	0.03	5.7×10^{-7}

TABLE VI. Predicted positions and widths for resonances with $\Delta m_{f,\text{Rb}} = 0$ for $^{85}\text{RbYb}$ systems at fields $B_{\text{res}} < 1500$ G.

perimentally, $^{87}\text{Rb}^{174}\text{Yb}$ displays phase separation that will inhibit molecule formation even for low-temperature thermal clouds [53], but $^{87}\text{Rb}^{173}\text{Yb}$ does not [54], and is a good candidate for magnetoassociation if the high fields in Table V can be achieved.

For $^{85}\text{RbYb}$, there are no resonances with $\Delta/B_{\text{res}} > 10^{-7}$. This arises mostly because of the lower hyperfine coupling constant ζ for ^{85}Rb , which both reduces the magnitude of $\Delta\zeta(R)$ and further reduces the widths through the factor of $|E_n|^{2/3}$ described following Eq. (24) above. However, there are several resonances predicted below 1500 G, as shown in Table VI, and some of the broader ones (still below 1 mG width) may be suitable for molecule formation. In particular, our best-fit potential predicts a pair of resonances for $m_{f,\text{Rb}} = -1$ for $^{85}\text{Rb}^{174}\text{Yb}$, where the atomic and molecular states just intersect and undergo a double crossing as shown in Fig. 7. The precise positions and widths of these resonances are very sensitive to the potential details, and indeed Münchow’s Lennard-Jones model predicted that the atomic and molecular states just miss each other instead of just crossing [56].

Tables V and VI include only resonances driven by $\Delta\zeta(R)$ for Rb, which conserve $m_{f,\text{Rb}}$. If the Yb isotope has nuclear spin, as for fermionic ^{171}Yb and ^{173}Yb , additional resonances can occur at crossings with $\Delta m_{f,\text{Rb}} = \pm 1$, driven by $\Delta\zeta(R)$ for Yb [24]. In particular, $^{87}\text{Rb}^{171}\text{Yb}$ has a lower-field and therefore potentially more accessible group of resonances near 1210 G, where the molecular states with $m_{f,\text{Rb}} = +2$ and $m_{i,\text{Yb}}$ (not

shown in Fig. 6) cross the thresholds with $m_{f,\text{Rb}} = +1$ and $m_{i,\text{Yb}} - 1$.

All the resonances in Tables V and VI are strongly closed-channel-dominated. This may be quantified using the dimensionless resonance parameter $s_{\text{res}} = (a_{\text{bg}}/\bar{a})(\delta\mu\Delta/\bar{E})$, where $\bar{E} = \hbar^2/(2\mu\bar{a}^2)$. It may be seen that s_{res} is never greater than 0.2, and approaches such values only when $|a_{\text{bg}}|$ is very large. In some cases s_{res} can be less than 10^{-6} .

Molecule formation by magnetoassociation is usually carried out by preparing the atomic mixture close to a resonance, on the side where the atomic state lies below the molecular state, and then ramping the field over the resonance. However, for narrow resonances in Cs_2 (a few mG wide, at low fields), Mark *et al.* [62] found it effective simply to hold the field on resonance for a few milliseconds. Nevertheless, the most efficient molecule production occurs with a field ramp that is slow enough to cross the resonance adiabatically [60, 61, 63]. Small field inhomogeneities are not a big problem, as they will simply cause different parts of the cloud to cross the resonance at slightly different times. However, field noise is potentially a problem, particularly high-frequency noise that causes nonadiabatic crossings through the resonance. It will therefore be important to design a molecule creation experiment with very careful field control. In this context it is worth noting that Zürn *et al.* [64] have recently carried out radiofrequency spectroscopy on Li_2 molecules at fields around 800 G with a field precision of ± 1 mG, which is close to 1 part in 10^6 , while Heo *et al.* [18] achieved molecule formation in $^6\text{LiNa}$, using a resonance 10 mG wide at 745 G, with active feedback stabilization of the current to achieve field noise less than 10 mG [18].

B. CsYb

Cesium possesses several properties that make it favorable compared to the other alkali-metal elements for magnetoassociation with Yb. It has the highest mass of the alkali metals, which leads to greater mass scaling through changing the isotope of the closed-shell atom. Its larger mass also provides a higher density of bound states near threshold and thus offers better chances of resonances at low magnetic field. Additionally, its relatively large nuclear spin allows larger off-diagonal $\hat{i}_a \cdot \hat{s}$ elements. Finally, the effects of $\Delta\zeta(R)$ are larger for Cs than for most of the other alkali metals.

The CsYb potential shown in Fig. 2 supports 70 bound states for all Yb isotopes, and has a background scattering length $a_{\text{bg}} = -38$ bohr for $^{133}\text{Cs}^{174}\text{Yb}$. However, the electronic structure calculations have a degree of inaccuracy, and a plausible change of $\pm 10\%$ in the well depth would produce a change of ± 3 in v_D . Since the scattering length depends on the fractional part of v_D , it cannot be predicted from these calculations. However, altering the Yb isotopic mass across its possible range from 168 to 176 changes v_D by about 0.70, so that a wide range of back-

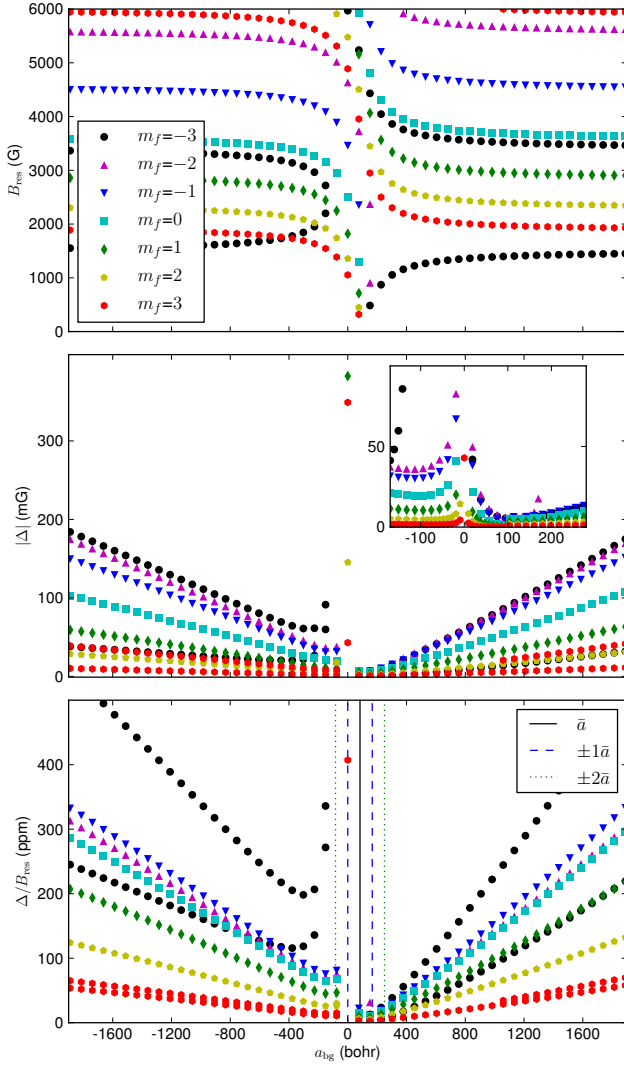


FIG. 8. (color online). Resonance positions and widths for $^{133}\text{Cs}^{174}\text{Yb}$, obtained from coupled-channel calculations, as a function of the background scattering length a_{bg} . Top panel: Resonance position B_{res} . Center panel: Width $|\Delta|$, with an inset showing an expanded view for values of a_{bg} near the mean scattering length, \bar{a} . Bottom panel: Δ/B_{res} in parts per million.

ground scattering lengths will be accessible by varying the Yb isotope. We have therefore carried out calculations for CsYb as a function of a_{bg} .

The top panel of Figure 8 shows the resonance positions and widths for $^{133}\text{Cs}^{174}\text{Yb}$ as a function of a_{bg} . The plot would be almost identical for any other Yb isotope (though different isotopes will have different scattering lengths). There are multiple resonances for each value of $m_{f,\text{Cs}}$, which occur when bound states $|\alpha_2, m_{f,\text{Cs}}, n\rangle$ cross the scattering threshold $|\alpha_1, m_{f,\text{Cs}}\rangle$. As a_{bg} increases, the binding energies decrease and the most of the crossings (those with positive $\delta\mu$) shift to lower magnetic fields. In the $m_{f,\text{Cs}} = +3$ case, the position of one resonance changes from $B \approx 6000$ G to $B \approx 2000$ G

as a_{bg} increases from -2000 to $+2000$ bohr. When a state becomes too shallow to cross the lower threshold at all, the corresponding resonance line either disappears through $B = 0$ or (in the case of a double crossing, as for $m_{f,\text{Cs}} = -3$) reaches a maximum a_{bg} where the two crossings coalesce.

The middle panel of Figure 8 shows $|\Delta|$ as a function of a_{bg} . The spikes in $|\Delta|$ near $a_{\text{bg}} = 0$ occur because of the a_{bg} in the denominator of Eq. (22). However, the strength of the peak in $a(B)$ [Eq. (12)] is actually $a_{\text{bg}}\Delta$ rather than Δ itself, so this situation does not offer particular advantages for molecule formation. For $|a_{\text{bg}}| \gg \bar{a}$, the widths vary linearly with a_{bg} as described in Section IID. A particularly interesting feature of this plot is the spike in the $m_{f,\text{Cs}} = -3$ widths near $a_{\text{bg}} = -100$ bohr, which is physically significant. As noted above, the bound states for this magnetic sublevel experience a double crossing with the lower threshold in this region; as the two crossings approach one another, $\delta\mu_{\text{res}}$ decreases and Δ increases as given by Eq. (16). A similar spike occurs in the $m_{f,\text{Cs}} = -2$ resonance widths near 167 bohr. The inset shows an expanded view of $|\Delta|$ for the range of a_{bg} from $-\bar{a}$ to $3\bar{a}$; as described in section IIE, there is about a 70% probability that a_{bg} lies in this range for any particular isotope.

C. Choosing promising systems

The Fermi Golden Rule treatment developed above shows that the most important properties leading to large resonance widths are a large magnitude of the background scattering length and the occurrence of “double crossings” where the bound and continuum states have similar (small) magnetic moments. It is instructive to consider the conditions where these two enhancements can occur together.

At zero field, the hyperfine splitting of an alkali-metal atom in a ^2S state is $E_{\text{hf}}(0) = \zeta \left(i + \frac{1}{2}\right)$. As a function of magnetic field, the splitting between two states with the same value of m_f (neglecting the nuclear Zeeman term) is

$$E_{\text{hf}}(B) = \left[E_{\text{hf}}(0)^2 + \frac{4m_f E_{\text{hf}}(0)}{2i+1} g_e \mu_B B + (g_e \mu_B B)^2 \right]^{\frac{1}{2}}. \quad (28)$$

For negative values of m_f , this has a minimum value

$$E_{m_f}^{\text{close}} = E_{\text{hf}}(0) \left(1 - \frac{4m_f^2}{(2i+1)^2} \right)^{\frac{1}{2}} \quad (29)$$

at a field

$$B_{m_f}^{\text{close}} = \frac{-2m_f E_{\text{hf}}(0)}{(2i+1)g_e \mu_B} = \frac{-m_f \zeta}{g_e \mu_B}. \quad (30)$$

The first-order WKB quantisation formula, expressed in

terms of the phase integral of Eq. (25), is

$$\Phi(E) = \left(v + \frac{1}{2}\right) \pi. \quad (31)$$

Le Roy and Bernstein [51] showed that this implies that, for a long-range potential $V(R) = -C_j R^{-j}$ with $j > 2$, near-dissociation levels exist at energies

$$E_v = -[H_j(v_D^{\text{WKB}} - v)]^{2j/(j-2)}, \quad (32)$$

where

$$H_j = \left(\frac{\pi \hbar^2}{2\mu}\right)^{\frac{1}{2}} \frac{(j-2)}{C_j^{1/j}} \frac{\Gamma\left(1 + \frac{1}{j}\right)}{\Gamma\left(\frac{1}{2} + \frac{1}{j}\right)}. \quad (33)$$

However, Eqs. (31) and (32) do not take account of the Gribakin-Flambaum correction [52], which replaces the $(v + \frac{1}{2})$ in Eq. (31) with $(v + \frac{1}{2} + \epsilon(v))$, where $\epsilon(v)$ is zero for deeply bound levels but is $\frac{1}{8}$ at dissociation for a long-range R^{-6} potential. This correction may have a significant effect on the energy of the least-bound level [65, 66], which is responsible for the Feshbach resonances Li-Yb [24] but is small for the slightly deeper levels that are responsible for the resonances in the heavier Alk-Yb systems. As a result, the near-dissociation levels (except $n = -1$) actually occur at energies close to

$$E_v = -H_6^3 (v_D^{\text{WKB}} - v)^3 = -H_6^3 \left(v_D^{\text{GF}} - v + \frac{1}{8}\right)^3, \quad (34)$$

where

$$v_D^{\text{WKB}} = \frac{\Phi(0)}{\pi} - \frac{1}{2} = v_D^{\text{GF}} + \frac{1}{8} \quad (35)$$

when expressed in terms of v_D^{GF} from Eq. (27).

Very large values of $|a_{\text{bg}}|$ correspond to near-integer values of v_D^{GF} , so the condition for a very large value of $|a_{\text{bg}}|$ to coexist with a “double crossing” near $B_{m_f}^{\text{close}}$ is that the dimensionless quantity

$$X_{m_f} = \left[\frac{E_{\text{hf}}(0)}{H_6^3} \left(1 - \frac{4m_f^2}{(2i+1)^2}\right)^{\frac{1}{2}} \right]^{1/3} - \frac{1}{8} \quad (36)$$

should be approximately an integer. The quantity X_{m_f} may be interpreted as the vibrational quantum number (relative to threshold) that will just give a double crossing between a molecular state associated with the upper hyperfine level and an atomic state at the lower hyperfine threshold with the same m_f . It depends strongly on the alkali-metal isotope through the nuclear spin and hyperfine splitting, but is only very weakly dependent on the Yb isotope chosen. It is proportional to $C_6^{1/2}$ (through H_6), but is otherwise completely independent of the interaction potential. Values of X_{m_f} slightly smaller than than an integer allow a very large value of $|a_{\text{bg}}|$ to coexist with a double crossing further from $B_{m_f}^{\text{close}}$, or a large

	m_f	$B_{m_f}^{\text{close}}$ (G)	X_{m_f}	$a_{m_f}^{\text{max}}$ (bohr)	a^{min} (bohr)
⁶ Li	-1/2	27	0.20	86	84
⁷ Li	-1	143	0.40	51	47
²³ Na	-1	316	1.06	297	175
³⁹ K	-1	82	0.90	-122	-302
⁴⁰ K	-7/2	357	1.17	173	87
⁴⁰ K	-5/2	255	1.29	111	87
⁴⁰ K	-3/2	153	1.35	94	87
⁴⁰ K	-1/2	51	1.38	88	87
⁴¹ K	-1	45	0.71	14	-1
⁸⁵ Rb	-2	722	2.36	111	48
⁸⁵ Rb	-1	361	2.56	61	48
⁸⁷ Rb	-1	1219	3.32	123	78
¹³³ Cs	-3	2460	3.95	-399	71
¹³³ Cs	-2	1640	4.33	133	71
¹³³ Cs	-1	820	4.50	84	71

TABLE VII. The quantity X_{m_f} of Eq. (36), which needs to be close to an integer for double crossings to exist for large values of $|a_{\text{bg}}|$, together with the range of scattering lengths for which double crossings can exist for a pure R^{-6} potential. The values are almost independent of the Yb isotope.

negative value of a_{bg} to coexist with a double crossing near $B_{m_f}^{\text{close}}$. In general, large negative values of a_{bg} may be more favorable for molecule formation than large positive ones, because negative values will not cause phase separation in condensates.

Values of X_{m_f} for all the Alk-Yb systems are given in Table VII. They may be converted into values of the scattering length that just cause double crossings (for a pure C_6/R^6 potential) using

$$a_{m_f}^{\text{max}} = \bar{a} \left\{ 1 - \tan \left[\pi \left(X_{m_f} + \frac{1}{2} \right) \right] \right\}. \quad (37)$$

Scattering lengths between $a_{m_f}^{\text{max}}$ and $a^{\text{min}} = a_0^{\text{max}}$ will give rise to double crossings (where values of $a^{\text{min}} > a_{m_f}^{\text{max}}$ are to be interpreted as allowing the scattering length to be decreased from $a_{m_f}^{\text{max}}$, through a pole and back down from $+\infty$ to a^{min}). However, only values close to $a_{m_f}^{\text{max}}$ result in double crossings close to $B_{m_f}^{\text{close}}$, which are the ones with particularly large widths. Table VII includes values of $a_{m_f}^{\text{max}}$ and a^{min} for all the Alk-Yb systems. It immediately explains why ⁸⁵Rb¹⁷⁴Yb, with a background scattering length $a_{\text{bg}} = 70$ bohr that is reasonably close to $a_{m_f}^{\text{max}} = 61$ bohr, can have a double crossing near $B^{\text{close}} = 361$ G for $m_f = -1$. The fact that this occurs with a_{bg} slightly larger than $a_{m_f}^{\text{max}}$ (rather than slightly smaller) reflects the approximations inherent in Eq. (37): it applies only to a pure C_6/R^6 potential and only approximately incorporates the Gribakin-Flambaum correction. Table VII also explains why Figure 8 shows peaks in resonance widths for CsYb at moderately large negative a_{bg} for $m_f = -3$ and for moderately large pos-

itive a_{bg} for $m_f = -2$.

In general terms Yb is a favorable atom because it offers a large number of isotopes that facilitate tuning the reduced mass and hence a_{bg} . The heavier alkali metals are more favorable than the light ones because their larger masses offer greater tunability by varying the Yb mass. The heavier alkali metals are also more favorable because the levels that offer crossings at moderate magnetic fields have larger binding energies ($|E_n|$ between $E_{\text{hf}}^{\text{min}}$ and $E_{\text{hf}}(0)$). CsYb appears to be particularly favorable because the near-integer value of X_{-3} makes it possible for shallow double crossings to coexist with large values of the scattering length.

As discussed above, the short-range amplitude of the bound-state wavefunction is proportional to $|E_n|^{1/3}$. In addition, $\Delta\zeta_a(R)$ is very roughly proportional to ζ_a : for the Alk-Yb systems, ζ_0/ζ_a is about 0.3 for Li and Na and between 0.16 and 0.20 for K, Rb and Cs. The integral I_{nk} of Eq. (18) thus scales very roughly as $\zeta_a^{8/3}$ for resonances that occur at fields below B^{close} . This effect itself accounts for a factor of nearly 20 between the resonance widths for ^{87}Rb and ^{85}Rb .

IV. CONCLUSION

We have investigated Feshbach resonances in mixtures of alkali-metal atoms with Yb, in order to identify promising systems for magnetoassociation to form ultracold molecules with both electric and magnetic dipole moments. The resonances in these systems arise when molecular states associated with the upper hyperfine level of the alkali-metal atom cross atomic thresholds associated with the lower hyperfine level. They are due to coupling by the distance-dependence $\Delta\zeta(R)$ of the alkali-metal hyperfine coupling constant [19]. The widths of the resonances range from a few microgauss to around 100 mG.

We have calculated the potential energy curves and $\Delta\zeta(R)$ for Yb interacting with Na, K, Rb and Cs. We have carried out coupled-channel calculations of the resonance positions and widths for all isotopologues of RbYb and CsYb, and have also developed a perturbative model of the resonance widths that gives good agreement with the coupled-channel results. Key conclusions of the model are (i) that resonance widths depend strongly on the atomic hyperfine coupling constant ζ , with a general scaling as $\zeta^{8/3}$; (ii) that resonance widths are gener-

ally proportional to the background scattering length a_{bg} when it is larger than the mean scattering length \bar{a} ; (iii) that resonance widths are proportional to B^2 in the low-field region where the atomic Zeeman effect is linear; (iv) that unusually wide resonances may occur when a molecular bound state only just crosses an atomic threshold as a function of B ; (v) that, for the heavier alkali metals, varying the Yb isotope gives access to a wide range of background scattering lengths and thus to a range of different resonance positions and properties. Selecting the best isotope is likely to be crucial to the success of molecule production experiments.

Accurate predictions of resonance positions and widths for a given system require knowledge of the background scattering length, or equivalently of the binding energy of the least-bound vibrational state. This cannot be obtained reliably from electronic structure calculations alone, and requires an experimental measurement on at least one isotopologue. Once this is available, the potential energy curves from electronic structure calculations are accurate enough to allow mass-scaling to obtain predictions for *all* isotopologues. For RbYb, for which binding energies have been measured by 2-photon photoassociation spectroscopy [56], we have adjusted our potential curve to reproduce the experimental results and used the result to calculate resonance positions and widths. We find that some isotopologues of $^{85}\text{RbYb}$ have resonances at fields below 1000 G, but these are all very narrow (< 0.5 mG). Isotopologues of $^{87}\text{RbYb}$ have considerably wider resonances (some up to 30 mG wide), but the most promising resonances occur at fields above 2500 G.

For CsYb, no measurements of background scattering lengths or binding energies are yet available. We have therefore calculated the resonance positions and widths as a function of scattering length. CsYb is a particularly favorable combination because shallow double crossings may occur for isotopologues with large a_{bg} , producing particularly broad resonances. The mapping from scattering length to positions and widths is almost independent of isotopologue, although the actual values of a_{bg} will be strongly isotope-dependent.

ACKNOWLEDGMENTS

The authors are grateful to EPSRC for funding and to Piotr Żuchowski, Florian Schreck, Axel Görlitz, Paul Julienne and Joe Cross for valuable discussions.

-
- [1] E. R. Hudson, H. J. Lewandowski, B. C. Sawyer, and J. Ye, Phys. Rev. Lett. **96**, 143004 (2006).
 - [2] D. Kawall, F. Bay, S. Bickman, Y. Jiang, and D. DeMille, Phys. Rev. Lett. **92**, 133007 (2004).
 - [3] J. J. Hudson, B. E. Sauer, M. R. Tarbutt, and E. A. Hinds, Phys. Rev. Lett. **89**, 023003 (2002).

- [4] D. DeMille, Phys. Rev. Lett. **88**, 067901 (2002).
- [5] D. Jaksch, H.-J. Briegel, J. I. Cirac, C. W. Gardiner, and P. Zoller, Phys. Rev. Lett. **82**, 1975 (1999).
- [6] A. Micheli, G. K. Brennen, and P. Zoller, Nature Phys. **2**, 341 (2006).

- [7] K. M. Jones, E. Tiesinga, P. D. Lett, and P. S. Julienne, *Rev. Mod. Phys.* **78**, 483 (2006).
- [8] T. Köhler, K. Góral, and P. S. Julienne, *Rev. Mod. Phys.* **78**, 1311 (2006).
- [9] C. Chin, R. Grimm, P. Julienne, and E. Tiesinga, *Rev. Mod. Phys.* **82**, 1225 (2010).
- [10] J. Herbig, T. Kraemer, M. Mark, T. Weber, C. Chin, H.-C. Nägerl, and R. Grimm, *Science* **301**, 1510 (2003).
- [11] C. A. Regal, C. Ticknor, J. L. Bohn, and D. S. Jin, *Nature* **424**, 47 (2003).
- [12] K. E. Strecker, G. B. Partridge, and R. G. Hulet, *Phys. Rev. Lett.* **91**, 080406 (2003).
- [13] J. Cubizolles, T. Bourdel, S. J. J. M. F. Kokkelmans, G. V. Shlyapnikov, and C. Salomon, *Phys. Rev. Lett.* **91**, 240401 (2003).
- [14] S. Jochim, M. Bartenstein, A. Altmeyer, G. Hendl, S. Riedl, C. Chin, J. Hecker Denschlag, and R. Grimm, *Science* **302**, 2101 (2003).
- [15] K.-K. Ni, S. Ospelkaus, M. H. G. de Miranda, A. Pe'er, B. Neyenhuis, J. J. Zirbel, S. Kotochigova, P. S. Julienne, D. S. Jin, and J. Ye, *Science* **322**, 231 (10 Oct 2008).
- [16] J. G. Danzl, M. J. Mark, E. Hallar, M. Gustavsson, R. Hart, J. Aldegunde, J. M. Hutson, and H.-C. Nägerl, *Nature Phys.* **6**, 265 (2010).
- [17] F. Lang, K. Winkler, C. Strauss, R. Grimm, and J. Hecker Denschlag, *Phys. Rev. Lett.* **101**, 133005 (2008).
- [18] M.-S. Heo, T. T. Wang, C. A. Christensen, T. M. Rvachov, D. A. Cotta, J.-H. Choi, Y.-R. Lee, and W. Ketterle, *Phys. Rev. A* **86**, 021602(R) (2012).
- [19] P. S. Żuchowski, J. Aldegunde, and J. M. Hutson, *Phys. Rev. Lett.* **105**, 153201 (2010).
- [20] V. V. Ivanov, A. Khramov, A. H. Hansen, W. H. Dowd, F. Münchow, A. O. Jamison, and S. Gupta, *Phys. Rev. Lett.* **106**, 153201 (2011).
- [21] A. H. Hansen, A. Khramov, W. H. Dowd, A. O. Jamison, V. V. Ivanov, and S. Gupta, *Phys. Rev. A* **84**, 011606 (2011).
- [22] H. Hara, Y. Takasu, Y. Yamaoka, J. M. Doyle, and Y. Takahashi, *Phys. Rev. Lett.* **106**, 205304 (2011).
- [23] N. Nemitz, F. Baumer, F. Münchow, S. Tassy, and A. Görlitz, *Phys. Rev. A* **79**, 061403 (2009).
- [24] D. A. Brue and J. M. Hutson, *Phys. Rev. Lett.* **108**, 043201 (2012).
- [25] Y. Takasu, K. Maki, K. Komori, T. Takano, K. Honda, M. Kumakura, T. Yabuzaki, and Y. Takahashi, *Phys. Rev. Lett.* **91**, 040404 (2003).
- [26] T. Fukuhara, S. Sugawa, and Y. Takahashi, *Phys. Rev. A* **76**, 051604 (2007).
- [27] T. Fukuhara, S. Sugawa, Y. Takasu, and Y. Takahashi, *Phys. Rev. A* **79**, 021601 (2009).
- [28] S. Sugawa, R. Yamazaki, S. Taie, and Y. Takahashi, *Phys. Rev. A* **84**, 011610(R) (2011).
- [29] T. Fukuhara, Y. Takasu, M. Kumakura, and Y. Takahashi, *Phys. Rev. Lett.* **98**, 030401 (2007).
- [30] T. Fukuhara, Y. Takasu, S. Sugawa, and Y. Takahashi, *J. Low Temp. Phys.* **148**, 441 (2007).
- [31] C. Strauss, T. Takekoshi, F. Lang, K. Winkler, R. Grimm, J. Hecker Denschlag, and E. Tiemann, *Phys. Rev. A* **82**, 052514 (2010).
- [32] H.-J. Werner, P. J. Knowles, R. Lindh, M. Schütz, *et al.*, “MOLPRO, version 2006.1: A package of ab initio programs,” (2006), see <http://www.molpro.net>.
- [33] M. Dolg, H. Stoll, A. Savin, and H. Preuss, *Theoretical Chemistry Accounts* **75**, 173 (1989).
- [34] T. Leininger, A. Nicklass, W. Kächle, H. Stoll, M. Dolg, and A. Bergner, *Chemical Physics Letters* **255**, 274 (1996).
- [35] H. Stoll, “Pseudopotentials, ECPs,” <http://www.theochem.uni-stuttgart.de/~stoll/>.
- [36] B. Prascher, D. E. Woon, K. A. Peterson, T. H. Dunning, Jr., and A. K. Wilson, *Theoretical Chemistry Accounts* **128**, 69 (2011).
- [37] T.-S. Ho and H. Rabitz, *J. Chem. Phys.* **104**, 2584 (1995).
- [38] P. Zhang, H. R. Sadeghpour, and A. Dalgarno, *J. Chem. Phys.* **133**, 044306 (2010).
- [39] K. T. Tang, *Phys. Rev.* **177**, 108 (1969).
- [40] A. Derevianko, S. G. Porsev, and J. F. Babb, *Atomic Data and Nuclear Data Tables* **96**, 323 (2010).
- [41] M. Kitagawa, K. Enomoto, K. Kasa, Y. Takahashi, R. Ciurylo, P. Naidon, and P. S. Julienne, *Phys. Rev. A* **77**, 012719 (2008).
- [42] P. Zhang and A. Dalgarno, *J. Phys. Chem A* **111**, 12471 (2007).
- [43] L. M. C. Janssen, G. C. Groenenboom, A. van der Avoird, P. S. Żuchowski, and R. Podeszwa, *J. Chem. Phys.* **131**, 224314 (2009).
- [44] T. W. Keal and D. J. Tozer, *J. Chem. Phys.* **119**, 3015 (2003).
- [45] “ADF2007.01,” <http://www.scm.com> (2007), SCM, Theoretical Chemistry, Vrije Universiteit, Amsterdam, The Netherlands.
- [46] A. J. Moerdijk, B. J. Verhaar, and A. Axelsson, *Phys. Rev. A* **51**, 4852 (1995).
- [47] J. M. Hutson and S. Green, *MOLSCAT computer program, version 14* (CCP6, Daresbury, 1994).
- [48] M. L. González-Martínez and J. M. Hutson, *Phys. Rev. A* **75**, 022702 (2007).
- [49] J. M. Hutson, *New J. Phys.* **9**, 152 (2007).
- [50] F. H. Mies, *J. Chem. Phys.* **80**, 2514 (1984).
- [51] R. J. Le Roy and R. B. Bernstein, *J. Chem. Phys.* **52**, 3869 (1970).
- [52] G. F. Gribakin and V. V. Flambaum, *Phys. Rev. A* **48**, 546 (1993).
- [53] F. Baumer, F. Münchow, A. Görlitz, S. E. Maxwell, P. S. Julienne, and E. Tiesinga, *Phys. Rev. A* **83**, 040702 (2011).
- [54] F. Baumer, *Isotope dependent interactions in a mixture of ultracold atoms*, Ph.D. thesis, Heinrich-Heine Universität, Düsseldorf (2010).
- [55] F. Münchow, C. Bruni, M. Madalinskia, and A. Görlitz, *Phys. Chem. Chem. Phys.* **13**, 18734 (2011).
- [56] F. Münchow, *2-photon photoassociation spectroscopy in a mixture of Ytterbium and Rubidium*, Ph.D. thesis, Heinrich-Heine-Universität, Düsseldorf (2012).
- [57] See Supplemental Material at [URL will be inserted by publisher] for a full listing of all the predicted positions and widths of all resonances below 10000 G for $^{87}\text{RbYb}$ and $^{85}\text{RbYb}$.
- [58] S. Knoop, T. Schuster, R. Scelle, A. Trautmann, J. Appmeier, M. K. Oberthaler, E. Tiesinga, and E. Tiemann, *Phys. Rev. A* **83**, 042704 (2011).
- [59] T. Schuster, R. Scelle, A. Trautmann, S. Knoop, M. K. Oberthaler, M. M. Haverhals, M. R. Goosen, S. J. J. M. F. Kokkelmans, and E. Tiemann, *Phys. Rev. A* **85**, 042721 (2012).

- [60] P. S. Julienne, E. Tiesinga, and T. Köhler, *J. Mod. Opt.* **51**, 1787 (2004).
- [61] K. Góral, T. Köhler, S. A. Gardiner, E. Tiesinga, and P. S. Julienne, *J. Phys. B* **37**, 3427 (2004).
- [62] M. Mark, F. Ferlaino, S. Knoop, J. G. Danzl, T. Kraemer, C. Chin, H.-C. Nägerl, and R. Grimm, *Phys. Rev. A* **76**, 042514 (2007).
- [63] E. Hodby, S. T. Thompson, C. A. Regal, M. Greiner, A. C. Wilson, D. S. Jin, E. A. Cornell, and C. E. Wieman, *Phys. Rev. Lett.* **94**, 120402 (2005).
- [64] G. Zürn, T. Lompe, A. N. Wenz, S. Jochim, P. S. Julienne, and J. M. Hutson, *Phys. Rev. Lett.* **110**, 135301 (2013).
- [65] C. Boisseau, E. Audouard, and J. Vigué, *Europhys. Lett.* **41**, 349 (1998).
- [66] C. Boisseau, E. Audouard, J. Vigué, and V. V. Flambaum, *Eur. Phys. J. D* **12**, 199 (2000).