

Optimal Discrete Uniform Generation from Coin Flips, and Applications

J  r  mie Lumbroso

February 2, 2022

Abstract

This article introduces an algorithm to draw random discrete uniform variables within a given range of size n from a source of random bits. The algorithm aims to be simple to implement and optimal both with regards to the amount of random bits consumed, and from a computational perspective—allowing for faster and more efficient Monte-Carlo simulations in computational physics and biology. I also provide a detailed analysis of the number of bits that are spent per variate, and offer some extensions and applications, in particular to the optimal random generation of permutations.

Now that simulations can be run extremely fast, they are routinely able to consume over a billion random variates an hour—and several orders of magnitude more throughout an execution. At such a point, the amount of pseudo-randomness at our disposal may eventually become a real issue, and it is pertinent to devise techniques that are economical with respect to the amount of randomness consumed, while remaining as or more efficient than existing techniques with regards to speed and space usage.

The random-bit model. Much research has gone into simulating probability distributions, with most algorithms designed using infinitely precise *continuous uniform random* variables (see [1, II.3.7]). But because (pseudo-)randomness on computers is typically provided as 32-bit integers—and even bypassing issues of true randomness and bias—this model is questionable. Indeed as these integers have a fixed precision, two questions arise: when are they not precise enough? when are they too precise? These are questions which are usually ignored in typical fixed-precision implementations of the aforementioned algorithms. And it suggests the usefulness of a model where the unit of randomness is not the uniform random variable, but the *random bit*.

This random bit model was first suggested by Von Neumann [18], who humorously objected to the use of fixed-precision pseudo-random uniform variates in conjunction with transcendent functions approximated by truncated series¹. His remarks and algorithms spurred a fruitful line of theoretical research seeking to determine *which* probabilities can be simulated using only random bits (unbiased or biased? with known or unknown bias?), with which complexity (expected number of bits used?), and which guarantees (finite or infinite algorithms? exponential or heavy-tailed time distribution?). Within the context of this article, we will focus on designing practical algorithms using unbiased random bits.

In 1976, Knuth and Yao [8] provided a rigorous theoretical framework, which described generic optimal algorithms able to simulate any distribution. These algorithms were generally not practically usable: their description was made as an infinite tree—infinite not only in the sense that the algorithm terminates with probability 1 (an unavoidable fact for any probability that does not have a finite binary expansion), but also in the sense that the description of the tree is infinite and requires an infinite precision arithmetic to calculate the binary expansion of the probabilities.

In 1997, Han and Hoshi [7] provided the *interval algorithm*, which can be seen as both a generalization and implementation of Knuth and Yao’s model. Using a random bit stream, this algorithm amounts to simulating a probability p by doing a binary search in the unit interval: splitting the main interval into two equal subintervals and recurse into the subinterval which contains p . This approach naturally extends to splitting the interval in more than two subintervals, not necessarily equal. Unlike Knuth and Yao’s model, the interval algorithm is a concrete algorithm which can be readily programmed... as long as you have access to arbitrary precision arithmetic (since the interval can be split to arbitrarily small sizes).

In 2003, Uyematsu and Li [17] gave implementations of the interval algorithm which use a fixed precision integer arithmetic, but these algorithms approximate the distributions (with an accuracy that is exponentially better as the size of the words with which the algorithm gets to work is increased) even in simple cases, such as the discrete uniform distribution which they use as an illustrating example using $n = 3$.

I was introduced to this problematic through the work of Flajolet, Pelletier and Soria [5] on *Buffon machines*, which are a framework of probabilistic algorithms allowing to simulate a wide range of probabilities using only a source of random bits.

¹Or in his words, as related by Forsythe: “*I have a feeling, however, that it is somehow silly to take a random number and put it elaborately into a power series.*”

Discrete uniform distribution. Beyond these generic approaches, there has been much interest specifically in the design of efficient algorithms to sample from the discrete uniform distribution. While it is the building brick to many other more complicated algorithms, it is also notable for being extremely common in various types of simulations in physics, chemistry, etc.

Wu *et al.* [20] were among the first to concretely consider the goal of saving bits as much as possible: they note that in practice small range uniform variables are often used, and thus slice a 32-bit pseudo-random integer into many smaller integers which they then reject. Although they do this using a complicated scheme of Boolean functions, the advantages are presumably that the operations being on a purely bitwise level, they may be done by hardware implementations and in parallel.

Orlov [14] gives an algorithm which reduces the amount of rejection per call, and assembles a nice algorithm using efficient bit-level tricks to avoid costly divisions/modulo as much as possible; yet his algorithm still consumes randomness as 32-bit integers, and is wasteful for small values (which are typically the most common in simulations).

Finally Ladd [10] considers the problem of drawing from specific (concentrated) distributions for statistical physics simulations; he does this by first defining a lookup table, and then uniformly drawing indexes in this table. His paper is notable to us because it is written with the intent of making as efficient a use of random bits as possible, and because he provides concrete implementations of his algorithms. However, as he draw discrete uniform variables simply by truncating 32-bit integers, his issue remains the same: unless his lookup table has a size which is a power of two, he must contend with costly rejection which increases running time, in his simulations, more than fourfold (see his compared results for a distribution with 8 states, and with 6 states).

Our contribution. Our main algorithm allows for the exact sampling of discrete uniform variables using an optimal number of random bits for any range n .

It is an extremely efficient implementation of Knuth and Yao’s general framework for the special case of the discrete uniform distribution: conceptually simple, requiring only $2 \log n$ bits of storage to draw a random discrete uniform variable of range n , it is also practically efficient to the extent that it generally improves or matches previous approaches. A full implementation in C/C++ is provided as illustration at the end of the article, in Appendix A.

Using the Mellin transform we precisely quantify the expected number of bits that are used, and exhibit the small fluctuations inherent in the base conversion problem. As expected, the average number of bits used is slightly less good than

the information-theoretic optimality—drawing a discrete uniform variable comes with a small toll—and so we show how using a simple (known) encoding scheme we can quickly reach this information-theoretic optimality. Finally, using a similar method, we provide likewise optimal sampling of random permutations.

1 The FAST DICE ROLLER algorithm

The FAST DICE ROLLER algorithm, hereafter abbreviated FDR, is very simple, and can be easily implemented in a variety of languages (taking care to use the *shifting* operation to implement multiplication by 2). It takes as input a fixed integer value of n , and returns as output a uniformly chosen integer from $\{0, \dots, n - 1\}$. The `flip()` instruction does an unbiased coin flip, that is it returns 0 or 1 with equiprobability. Both this instruction (as a buffer for a PRNG which generates 32-bit integers) and the full algorithm are implemented in C/C++ at the end of the article, in Appendix A.

Theorem 1. *The FAST DICE ROLLER algorithm described below returns an integer which is uniformly drawn from the set $\{0, \dots, n - 1\}$ and terminates with probability 1.*

```

1: function FASTDICEROLLER( $n$ )
2:    $v \leftarrow 1$ ;  $c \leftarrow 0$ 
3:   loop
4:      $v \leftarrow 2v$ 
5:      $c \leftarrow 2c + \text{flip}()$ 
6:     if  $v \geq n$  then
7:       if  $c < n$  then
8:         return  $c$ 
9:       else
10:         $v \leftarrow v - n$ 
11:         $c \leftarrow c - n$ 
12:      end if
13:    end if
14:  end loop
15: end function

```

Proof. Consider this statement, which is a loop invariant: c is uniformly distributed over $\{0, \dots, v - 1\}$. Indeed, it is trivially true at initialization, and:

- in lines 4 and 5, the range v is doubled; but c is doubled as well and added a parity bit to be uniform within the enlarged new range;
- lines 10 and 11 are reached only if $c \geq n$; conditioned on this, c is thus uniform within $\{n, \dots, v-1\}$, with this range containing at least one integer since we also have $v > c \geq n$; as such we are simply shifting this range when subtracting n from both c and v .

The correctness of the algorithm follows from this loop invariant. As c is always uniformly distributed, when the algorithm returns c upon verifying that $v \geq n$ (the current range of c is at least n) and $c < n$ (the actual value of c is within the range we are interested in), it returns a uniform integers uniform in $\{0, \dots, n-1\}$.

The termination and exponential tails can be proved by showing that an equivalent, less efficient algorithm is geometrically distributed: in this equivalent algorithm, instead of taking care to recycle random bits when the condition on line 7 fails, we simply restart the algorithm; by doing so, we have an algorithm that has probability $p = n/2^{\lfloor \log_2 n \rfloor + 1} > 1/2$ of termination every $\lfloor \log_2 n \rfloor + 1$ iterations. \square

The space complexity is straightforward: by construction $c < v$ and $v < 2n$ are always true; thus c and v each require $1 + \log_2 n$ bits. The time complexity, which also happens to be the random bit complexity, since exactly one random bit is used per iteration, is more complicated and detailed in the following section.

Remark. Most random generation packages do not come with a flip or random boolean operation (and those which do provide such commodity usually do so in a grossly inefficient way). Thus a concrete way of consuming random bits is to hold 32-bit random numbers in a temporary buffer variable and use each bit one after the other. What is surprising is that the overhead this introduces is more than compensated by the savings it brings in random bits—which are costly to generate.

Remark. It should be noted that this algorithm can be straightforwardly adapted to the problem of simulating a Bernoulli law of rational parameter p , as illustrated in Appendix B.

2 Analysis of the expected cost in random bits

Theorem 2. *The expected number u_n of random bits needed to randomly draw a uniform integer from a range of length n using the FDR algorithm is asymptotically*

$$u_n = \log_2 n + \frac{1}{2} + \frac{1}{\log 2} - \frac{\gamma}{\log 2} + P(\log_2 n) + O(n^{-\alpha})$$

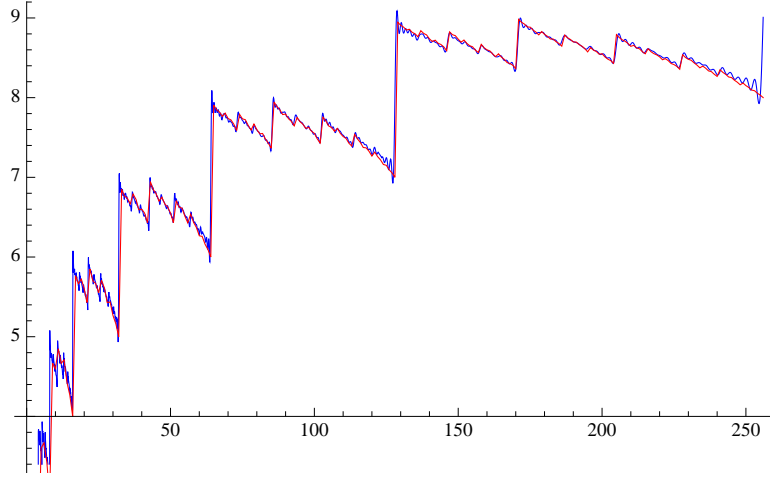


Figure 1. Plot of the expected cost of generating a random discrete uniform variable, where the x -axis is the (discrete) range n of the variable: the red curve is computed from the exact sum, the blue curve is computed from the asymptotic expression of Theorem 2 (using only a dozen roots in the trigonometric polynomial P).

for any $\alpha > 0$, and where P is a periodic function, a trigonometrical polynomial defined in Equation (11).

Remark. Furthermore, the FDR algorithm terminates with probability 1, and as proven in the previous section, the distribution of its running time (and number of random bits) has *exponential tails*².

The remainder of this section is dedicated to proving this theorem. First, we will revisit some of Knuth and Yao’s main results, and by showing the FDR algorithm is an implementation of their theoretical framework to the special case of the discrete uniform distribution, we obtain an expression of its expected cost in random bits as an infinite sum. Then, we use a classical tool from analysis of algorithms, the Mellin transform, to obtain the sharp asymptotic estimate stated in the theorem.

2.1 Knuth and Yao’s optimal DDG-trees

As mentioned, Knuth and Yao introduce a class of algorithms, called DDG-trees, to optimally simulate discrete distributions using only random bits as a randomness source.

²A random variable X is said to have exponential tails if there are constants C and $\rho < 1$ such that $\mathbb{P}[X > k] \leq C\rho^k$.

The discrete distributions are defined by a probability vector $\mathbf{p} = (p_1, \dots, p_n)$, which is possibly infinite. A DDG-tree is a tree (also possibly infinite) where: internal nodes indicate coin flips; external nodes indicate outcomes; at depth k there is an external node labeled with outcome i if and only if the k -th bit in the binary expansion of p_i is 1.

Knuth and Yao do not provide an efficient way to build, or simulate, these DDG-trees—and this is far from a trivial matter. But one of their main results [8, Theorem 2.1] is that DDG-trees provide simulations which are optimal in number of random bits used, with an average complexity which, if finite, is

$$\nu(\mathbf{p}) = \nu(p_1) + \dots + \nu(p_n) \quad (1)$$

where ν is a function defined by

$$\nu(x) = \sum_{k=0}^{\infty} \frac{\{2^k x\}}{2^k}. \quad (2)$$

where $x \mapsto \{x\}$ denotes the fractional part function. A straightforward consequence is that the optimal average random-bit complexity to simulate the discrete uniform distribution, that is where $\mathbf{p} = (1/n, \dots, 1/n)$, is

$$u_n = n \sum_{k=0}^{\infty} \left\{ \frac{2^k}{n} \right\} \frac{1}{2^k}. \quad (3)$$

2.2 The FDR algorithm, as an implementation of a DDG-tree

This sum is the exact complexity of the algorithm presented in Section 1; this is best understood by noticing that the FDR algorithm is an implementation of a DDG-tree. The algorithm efficiently computes the binary expansion of $1/n$: every iteration computes a single bit, and those iteration where the condition line 6 is verified are those where this bit is equal to 1, and where, according to Knuth and Yao's framework, the DDG-tree should have n terminal leaves. The variable c simulates a path within the tree, from the root to one of the leaves.

2.3 The Mellin transform of a base function

The Mellin transform is a technique to obtain the asymptotics of some types of oscillating functions. It is of central importance to the analysis of algorithms because such oscillating functions appear naturally (for instance, in most all analyses having to do with divide-and-conquer type recursions for instance), and their periodic behavior can generally not be quantified with other usual, and less precise asymptotic techniques

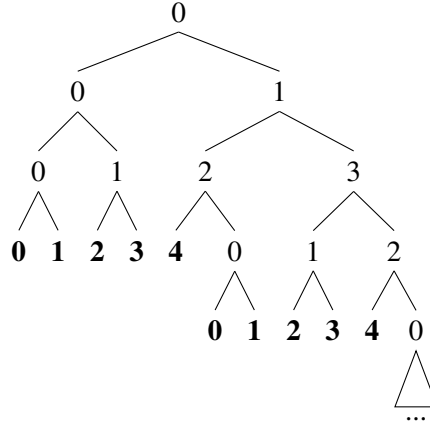


Figure 2. Tree of the branching process of the FDR algorithm for the case where $n = 5$; a single process is a path from the root to a leaf, where each internal node corresponds to a new random bit being used, and the leaves correspond to the outcome. This tree is exactly a DDG-tree for simulating the uniform distribution of rang $n = 5$. Indeed, note that the binary expansion of $1/5$ is periodic and goes $1/5 = 0.001100110011 \dots_2$, which corresponds with the alternance of levels with and without leaves in the corresponding tree.

Definition 1. Let f be a locally Lebesgue-integrable function over $(0, +\infty)$. The *Mellin transform* of f is defined by as the complex function, $s \in \mathbb{C}$,

$$\mathcal{M}[f(x), x, s] = f^*(s) = \int_0^{+\infty} f(x)x^{s-1}dx.$$

The largest open strip $\alpha < \text{Re}(s) < \beta$ in which the integral converges is called the *fundamental strip*. We may note this strip $\langle \alpha, \beta \rangle$.

Important properties. Let f be a real function; the following F is called a *harmonic sum* as it represents the linear superposition of “harmonics” of the base function f ,

$$F(x) = \sum_k \lambda_k f(\mu_k x) \quad (4)$$

and the λ_k are called the *amplitudes*, the μ_k the *frequencies* [4]. Most functions like F usually involve subtle *fluctuations* which preclude the use of real asymptotic techniques.

The first important property we will make use of is that the Mellin transform allows us to *separate* the behavior of the base function from that of its harmonics.

Indeed, if $f^*(s)$ is the Mellin transform of f , the Mellin transform of the harmonic sum F involving f is then simply

$$F^*(s) = \left(\sum_k \frac{\lambda_k}{\mu_k^s} \right) \cdot f^*(s). \quad (5)$$

The second property that is central to the analyses in this chapter is that the behavior of a function f in 0 and in $+\infty$ can be directly respectively read on the poles to the left or right of the Mellin transform f^* .

2.4 Mellin transform of the fractional part

Before proceeding to the Mellin transform of the harmonic sum which we are interested in, using the principles described by Flajolet *et al.* [4], we must manually calculate the Mellin transform of the fractional part function using classical integration tools—thus giving another proof of a result which seems to be due to Titchmarsh [16, §2].

Lemma 1. *Let $f(x) = \{1/x\}$ be the fractional part of the inverse function, its Mellin transform, valid for $0 < \operatorname{Re}(s) < 1$, is*

$$f^*(s) = -\frac{\zeta(s)}{s}.$$

Proof. From the observation that, for $x > 1$, $f(x) = 1/x$, we may split the integral,

$$\int_0^\infty \left\{ \frac{1}{x} \right\} x^{s-1} dx = \int_0^1 \left\{ \frac{1}{x} \right\} x^{s-1} dx + \int_1^\infty x^{s-2} dx.$$

To integrate on the unit interval, we split according to the inverses of integers,

$$\sum_{n=1}^\infty \int_{\frac{1}{n+1}}^{\frac{1}{n}} \left\{ \frac{1}{x} \right\} x^{s-1} dx = \int_0^1 x^{s-2} dx - \sum_{n=1}^\infty n \int_{\frac{1}{n+1}}^{\frac{1}{n}} x^{s-1} dx$$

and furthermore

$$-\sum_{n=1}^\infty n \int_{\frac{1}{n+1}}^{\frac{1}{n}} x^{s-1} dx = -\frac{1}{s} \sum_{n=1}^\infty \frac{1}{n^{s-1}} + \frac{1}{s} \sum_{n=1}^\infty \frac{1}{(n+1)^{s-1}} - \frac{1}{s} \sum_{n=1}^\infty \frac{1}{(n+1)^s}.$$

Each sum can be replaced by properly shifted Riemann's zeta function,

$$-\sum_{n=1}^\infty n \int_{\frac{1}{n+1}}^{\frac{1}{n}} x^{s-1} dx = -\frac{\zeta(s)}{s}.$$

By analytic continuation, the two integrals of x^{s-2} are valid even outside of their initial domain of definition. They cancel each other out, and we are left with

$$f^*(s) := \int_0^\infty \left\{ \frac{1}{x} \right\} x^{s-1} dx = -\frac{\zeta(s)}{s}.$$

Finally, the fundamental strip in which this Mellin transform is defined can be found by observing that

$$\lim_{x \rightarrow 0} \left\{ \frac{1}{x} \right\} = O(1) = O(x^0) \quad \text{and} \quad \forall x > 1, \left\{ \frac{1}{x} \right\} = \frac{1}{x} = O(x^{-1}).$$

□

Remark. Observe that we calculate the Mellin transform of $\{1/x\}$, but this also provides the Mellin transform of $\{x\}$. Indeed this follows the following functional property

$$\mathcal{M}[f(x), x, s] = f^*(s) \quad \Leftrightarrow \quad \mathcal{M}[f(1/x), x, s] = -f^*(-s)$$

respectively on the fundamental strips $\langle \alpha, \beta \rangle$ and $\langle -\beta, -\alpha \rangle$, which is a special case of a more general rule expressing the Mellin transform $f(x^\eta)$, see for instance [4, Theorem 1].

2.5 Mellin transform of the discrete uniform average complexity

We now have all the tools to study the harmonic sum we are interested,

$$u_n = n \sum_{k=0}^{\infty} \left\{ \frac{2^k}{n} \right\} \frac{1}{2^k}. \quad (6)$$

Our first step is to transform this into a real function (replace the discrete variable n by a real variable x) and decompose this as a base function and harmonics,

$$F(x) := x \sum_{k=0}^{\infty} \left\{ \frac{2^k}{x} \right\} \frac{1}{2^k} = x \sum_{k=0}^{\infty} f(2^{-k} x) 2^{-k} \quad \text{with} \quad f(x) = \left\{ \frac{1}{x} \right\}. \quad (7)$$

We now use: the functional property we have recalled in Equation (5); the additional property [4, Fig. 1] the Mellin transform of $xf(x)$ is

$$\mathcal{M}[xf(x), x, s] = f^*(x+1) \quad (8)$$

on the shifted fundamental strip $\langle \alpha - 1, \beta - 1 \rangle$; and the Mellin transform of the fractional part, as stated in Lemma 1. With these, we finally obtain that

$$F^*(s) = -\frac{\zeta(s+1)}{(1-2^s)(s+1)}. \quad (9)$$

This Mellin transform is defined on the fundamental strip $-1 < \text{Re}(s) < 0$, and it has one double pole in $s = 0$ (from the $\zeta(s+1)$ and the denominator $1 - 2^s$ which cancels out) which will induce a logarithmic factor, and an infinity of simple complex poles in $s = 2ik\pi/\log 2$ from which will come the fluctuations.

Indeed, using the Mellin summation formula [4, p. 27], we obtain the asymptotic expansion

$$F(x) \sim - \sum_{s \in \Omega} \text{Res}(F^*(s)x^{-s}) \quad (10)$$

where Ω is the set of poles to the right of the fundamental strip, which we have just enumerated. Thus we get

$$F(x) \sim \log_2 x + \frac{1}{2} + \frac{1}{\log 2} - \frac{\gamma}{\log 2} + P(\log_2 x) + O(n^{-\alpha}),$$

for any arbitrary $\alpha > 0$, and with P a trigonometric polynomial defined as:

$$P(\log_2 x) := -\frac{1}{\log 2} \sum_{k \in \mathbb{Z} \setminus \{0\}} \frac{\zeta(2ik\pi/\log 2 + 1)}{2ik\pi/\log 2 + 1} \exp(-2ik\pi \log_2 x). \quad (11)$$

3 Algorithmic tricks to attain entropic optimality

In the expression of the average random-bit cost, we can distinguish two parts,

$$\log_2 n \quad \text{and} \quad t_n = \frac{1}{2} + \frac{1}{\log 2} - \frac{\gamma}{\log 2} + P(\log_2 n) + O(n^{-\alpha}).$$

On one side, the expected $\log_2 n$ contribution that comes from “encoding” n in a binary base (using random bits); on the other, some additional *toll* when n is not a dyadic rational, i.e. $n \neq 2^k$, and the generation process requires rejection.

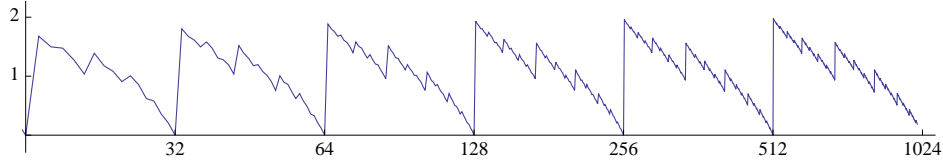


Figure 3. Plot of the toll t_n in the average random-bit cost of generating a discrete uniform variable, with n from 2 to 1024; as expected the plot exhibits a distinct logarithmic period. When $1/n$ has a finite binary expansion, i.e. it is a dyadic rational with $n = 2^{-k}$, the toll is equal to zero.

In their article, Knuth and Yao [8, Theorem 2.2] prove that for all discrete distributions (including the one we are interested in), this toll has the following bounds:

$$0 \leq t_n \leq 2. \quad (12)$$

Because this toll, as exhibited in Figure 3, is not monotonous and upperbounded by a constant, the implication is that it is generally more efficient (in terms of the proportion of bits which are wasted in the toll) to generate a discrete uniform of larger range, because this toll becomes of insignificant magnitude compared to the main logarithmic factor.

In the remainder of this section, we use this observation to go beyond theoretic bounds and reach the entropic optimality for the generation of discrete uniform variables, and random permutations.

3.1 Batch generation

As it has been observed many times, for instance by Han and Hoshi [7, V.], it can prove more efficient to generate the Cartesian product of several uniform variables, than generating a single uniform variable—especially when the considered range is small.

Thus, instead of generating a single discrete uniform variable of range n , we generate j variables at a time by drawing a discrete uniform variable Y of range n^j and we use its decomposition in n -ary base

$$Y := X_j \cdot n^{j-1} + \dots + X_1 \cdot n^0 \quad (13)$$

to recover the X_i through a simple (albeit slightly costly) succession of integer divisions. As it turns out, this trick decreases the toll by a more than linear factor, as encapsulated by the following theorem.

Theorem 3. *The number $u_{n,j}$ of random bits needed to randomly draw a uniform integer from a range of length n increases when the random integers are drawn j at a time,*

$$u_{n,j} = \log_2 n + \frac{1}{j} \left(\frac{1}{2} + \frac{1}{\log 2} - \frac{\gamma}{\log 2} \right) + \frac{1}{j^2} P(\log_2 n) + O(n^{-\alpha}/j)$$

for some any $\alpha > 0$, so that as j tends to infinity, we reach asymptotical information theoretic optimality

$$u_{n,\infty} \sim \log_2 n.$$

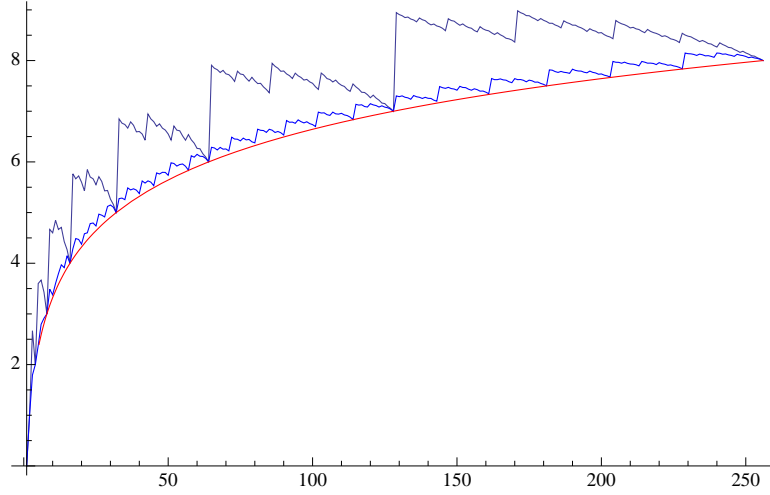


Figure 4. This plot illustrates the quadratic decrease of the periodic oscillations, and fast convergence of the logarithm, when generating several random discrete uniform variables at a time. In dark blue, the expected cost of generating one uniform variable; in light blue, the expected cost when generating six at a time (i.e., $j = 6$); as a point of comparison, in red, the information-theoretic optimal given by the binary logarithm.

In practice, because of the quadratic rate by which this trick attenuates the importance of the oscillations, it doesn't take much to get very close to the information theoretic optimum of $\log_2 n$ bits. As illustrated by Figure 4, typically taking $j = 6$ is already very good, and a significant improvement over $j = 1$.

Larger values of j should be disregarded as, considering the size of words is finite (32, 64, or 128 bits, typically, depending on the computer architecture), it is of course important to keep in mind that j must be chosen so as to not cause an overflow.

Proof. Using the function $F(x)$ as defined in the proof of Theorem 2, we define $F(x) = G(x^j)/j$. Classical rules of the Mellin transform show that

$$G^*(s) = \frac{F^*(s/j)}{j^2}$$

valid in the fundamental strip where $-j < \text{Re}(s) < 0$. We now can define $t_{n,j}$ the unitary toll for each discrete uniform variable of range n , when they are generated j at a time, as

$$t_{n,j} = \frac{1}{j} \left(\frac{1}{2} + \frac{1}{\log 2} - \frac{\gamma}{\log 2} \right) + \frac{1}{j^2} P(\log_2 n) + O(n^{-\alpha}/j).$$

Using Knuth and Yao’s bound restated in Equation (12), we have the rough bound

$$0 \leq t_{n,j} \leq \frac{2}{j}$$

which is sufficient to show that as j tends to infinity, $t_{n,j}$ tends to zero. □

3.2 Optimally generating random permutations

Beside (both continuous and discrete) uniform variables, another elementary building block in random generation is *random permutations*. They are routinely used in a great many deal of applications³.

For example, on a related topic, one such application is to the automatic combinatorial random generation methods formalized by Flajolet and his collaborators. In both the recursive method [6, §3] and Boltzmann sampling [3, §4], only the shapes of labeled objects are sampled: the labeling can then be added after, by drawing a random permutation of the size of the object.

But random permutations are also useful in other fields. In statistical physics [9, §1.2.2], for instance in quantum physic simulations.

It should be noted that the algorithmic ideas presented in this subsection are classical [1, §XIII]. Their relevance in the context of this article is that, in conjunction with the FDR algorithm, they allow to concretely attain previously theoretical-only optimal lower bounds—while for the most part remaining reasonably efficient.

Asymptotical optimality using the Fisher-Yates shuffle A straightforward idea with the elements thus far presented, is as follows. Assuming one generates the uniform in batches with j sufficient so that we may assume that each uniform of range N takes $\log_2 N + \varepsilon$ bits, with some very small ε , then the random bit complexity C of generating a permutation with the Fisher-Yates shuffle is

$$C \sim \log_2 2 + \log_2 3 + \dots + \log_2 n + \varepsilon n = \log_2 n! + \varepsilon n \quad (14)$$

But unfortunately, even though by generating the separate uniform variables in large enough batches, we can decrease the toll considerably for each uniform variable, we will still have an overall linear amount of such toll when considering

³And even so, their generation may still prove challenging, as recently evidenced by Microsoft. Indeed, as a concession to the European Union (which found Microsoft guilty of imposing its own browser to Windows users, to the detriment of the competition), Microsoft provided Windows 7 users with a randomly permuted ballot screen for users to select a browser. But a programming error made the ordering far from “random” (uniform), which briefly caused a scandal.

```

function SHUFFLE( $T$ )
   $n \leftarrow |T|$ 
  for  $i = 1$  to  $n$  do
     $k \leftarrow i + \text{DISCRETEUNIFORM}(n - i + 1)$ 
    SWAP( $T, i, k$ )
  end for
end function

```

Figure 5. The Fisher-Yates random shuffle as described by Durstenfeld. The array T is indexed in one, and DISCRETEUNIFORM concordingly returns a random uniform number in the range 0 to $n - i + 1$ included.

the n variables that must be drawn. Furthermore it is not very practical to have to generate uniform in batches (this supposes that we are drawing many permutations at the same time). So we suggest another solution.

Optimal efficiency using a succinct encoding. As early on as 1888, Laisant [11] exhibited a more direct way of generating random permutations, using a mixed radix decomposition called *factorial base system*.

Lemma 2. *Let U be a uniformly drawn integer from $\{0, \dots, n! - 1\}$, and let X_n be the sequence such that*

$$U = X_n \cdot (n-1)! + \dots + X_1 \cdot 0! \quad \text{and} \quad \forall i, 0 \leq X_i < i$$

then the X_i are independent uniformly drawn integers from $\{0, \dots, i-1\}$.

Laisant observed that a permutation could then be constructed by taking the sorted list of elements, and taking the X_n -th as first element of the permutation, then the X_{n-1} -th of the remaining elements as second element of the permutation, and so on⁴. What is remarkable is that using this construction, it is possible to directly compute the number of inversions of the resulting permutation by summing all X_i , where inversions $I(\sigma)$ of a permutation σ are defined as

$$I(\sigma) := \{(i, j) \in \mathbb{N}^2 \mid i < j \text{ and } \sigma_i > \sigma_j\}. \quad (15)$$

Unfortunately the algorithm requires the use of a chained list instead of an array, and thus has quadratic time complexity—which is prohibitive⁵.

⁴This idea is often associated with Lehmer who rediscovered it [12].

⁵Nevertheless it is notable that summing the X_i (without needing to compute the actual permutation) yields an interesting way of generating a random variable distributed as the number of inversions in a permutation of size n .

We can use a different bijection of integers with permutations which can be computed in linear time, by simply using the X_i as input for the previously described Fisher-Yates shuffle. In this way, we optimally generate a random permutation from a discrete uniform variate of range $n! - 1$, and show how to attain information theoretic optimality in a much less contrived way than described in the previous subsection.

A caveat though is that word size may become a real issue: with 32-bit registers one can obtain permutations up to $n = 12$; with 64-bit, up to $n = 21$; with 128-bit up to $n = 33$.

Remark. The general idea of numbering or indexing (i.e., establishing a bijection with a continuous range of integers containing zero) all objects of a combinatorial class of a given size is often called *ranking* and the inverse transformation—obtaining an object from its rank—is called *unranking*, but has also been referred to as the *decoding method* [1, §XIII.1.2].

For a long time, devising such unranking schemes often relied on luck or combinatorial acumen. Martínez and Molinero [13] eventually established a general approach by adapting the previously mentioned recursive random generation method of Flajolet *et al.* [6]. While this approach is not necessarily efficient, it provides a usable algorithm to attain random-bit optimality for the random generation of many combinatorial structures.

4 Conclusion

It would have been conceivable that this article yield a theoretical algorithm of which the sole virtue would have been to provide a theoretical optimal complexity, while proving less than useful for practical use.

But unexpectedly, it turns out that the extra buffering inherent in consuming randomness random-bit-by-random-bit⁶, although time consuming, is more than compensated by the increased efficiency in using random bits compared with most common methods.

It remains to be seen whether this is still the case on newer CPUs which contain embedded instructions for hardware pseudo random generation. However there are arguments that support this: first, assuming that hardware pseudo random generation is to eventually become widespread enough for software to take advantage of it, it seems likely to take a significant time to be common; second, the computer architecture shift seems to be towards RISC architectures which are not burdened with such complex instructions.

⁶The implementation of the `flip()` function. It involves: drawing a random 32-bit int, storing it in a temporary variable, and then extracting each bit as needed, while making sure to refill the variable once all 32 bits have been used.

Prospective future work. The result presented here interestingly yields, as a direct consequence, the expected cost of the *alias method*, a popular method to simulate discrete distributions which are known explicitly as a histogram, also known as *sampling with replacement*. This method is often said to have constant time complexity, but that is under the model where discrete uniform variables are generated in constant time.

There are many different applications which are still to be examined: several classical algorithms, which use discrete (and continuous) uniform random variables, where the random bit cost is as of yet unknown.

Of particular interest, the process known as *sampling without replacement*, or sampling from a discrete distribution which evolves in a fairly predictable manner. The most promising algorithms for this problem follow the work of Wong and Easton [19], which uses a partial sum tree. It remains to be seen what is the overall bit complexity of this algorithm, and whether it can be improved (for instance by choosing a specific type of tree).

Acknowledgments

I am very grateful to Michèle Soria for her careful reading of drafts of this article, and her valuable input; I would also like to thank Philippe Dumas for discussions on the Mellin analysis and Axel Bacher for a discussion on Lehmer codes. Finally, I wish to warmly thank Kirone Mallick for his encouragement in my pursuit of concrete applications for this algorithm, in theoretical and statistical physics.

References

- [1] Luc Devroye. *Non-Uniform Random Variate Generation*. Springer-Verlag, New York, 1986.
- [2] Luc Devroye. Sample-based non-uniform random variate generation. In *Proceedings of the 18th conference on Winter simulation, WSC '86*, pages 260–265, New York, NY, USA, 1986. ACM.
- [3] Philippe Duchon, Philippe Flajolet, Guy Louchard, and Gilles Schaeffer. Boltzmann Samplers for the Random Generation of Combinatorial Structures. *Combinatorics, Probability and Computing*, 13(4-5):577–625, 2004.
- [4] Philippe Flajolet, Xavier Gourdon, and Philippe Dumas. Mellin Transforms and Asymptotics: Harmonic Sums. *Theoretical Computer Science*, 144(1–2):3–58, 1995.

- [5] Philippe Flajolet, Maryse Pelletier, and Michèle Soria. On Buffon Machines and Numbers. In Dana Randall, editor, *Proceedings of the Twenty-Second Annual ACM-SIAM Symposium on Discrete Algorithms, SODA 2011*, pages 172–183. SIAM, 2011.
- [6] Philippe Flajolet, Paul Zimmermann, and Bernard Van Cutsem. A calculus for the random generation of labelled combinatorial structures. *Theoretical Computer Science*, 132(1-2):1–35, 1994.
- [7] Te Sun Han and Mamoru Hoshi. Interval Algorithm for Random Number Generation. *IEEE Transactions on Information Theory*, 43(2):599–611, March 1997.
- [8] Donald E. Knuth and Andrew C. Yao. The complexity of nonuniform random number generation. *Algorithms and Complexity: New Directions and Recent Results*, pages 357–428, 1976.
- [9] Werner Krauth. *Statistical mechanics: algorithms and computations*, volume 13. Oxford University Press, USA, 2006.
- [10] Anthony J. C. Ladd. A fast random number generator for stochastic simulations. *Computer Physics Communications*, 180(11):2140–2142, 2009.
- [11] Charles-Ange Laisant. Sur la numération factorielle, application aux permutations. *Bulletin de la Société Mathématiques de France*, 16:176–183, November 1888.
- [12] Derrick H. Lehmer. Teaching combinatorial tricks to a computer. In *Combinatorial Analysis*, volume 10 of *Proceedings of Symposia in Applied Mathematics*, pages 179–193. American Mathematical Society, 1960.
- [13] Conrado Martínez and Xavier Molinero. A generic approach for the unranking of labeled combinatorial classes. *Random Structures & Algorithms*, 19(3-4):472–497, 2001.
- [14] Michael Orlov. Optimized random number generation in an interval. *Information Processing Letters*, 109(13):722–725, 2009.
- [15] L. Pierre, Thierry Giamarchi, and Heinz J. Schulz. A new random-number generator for multispin Monte Carlo algorithms. *Journal of Statistical Physics*, 48:135–149, 1987.
- [16] Edward C. Titchmarsh. *The theory of the Riemann zeta-function*. Oxford University Press, New-York, 2nd edition, 1986.

- [17] Tomohiko Uyematsu and Yuan Li. Two algorithms for random number generation implemented by using arithmetic of limited precision. *IEICE Transactions on Fundamentals of Electronics, Communications and Computer Sciences*, 86(10):2542–2551, 2003.
- [18] John von Neumann. Various techniques used in connection with random digits. *Applied Math Series*, 12:36–38, 1951.
- [19] Chak-Kuen Wong and Malcolm C. Easton. An Efficient Method for Weighted Sampling without Replacement. *SIAM Journal on Computing*, 9(1):111–113, 1980.
- [20] Pei-Chi Wu, Kuo-Chan Huang, and Shih-Ting Ouyang. Bit-parallel random number generation for discrete uniform distributions. *Computer Physics Communications*, 144(3):252–260, 2002.

A Implementation of the main FDR algorithm

This proposed implementation makes use of two non-standard packages: the Boost library’s standard integer definition, to make sure that the buffer integer variable has the correct size; and the Mersenne Twister algorithm for the random generation of the 32-bit integers themselves (the code for this is widely available). Note that using the correct integer type on a given machine will do; as will using another random integer generator than MT algorithm.

```
#include <cstdlib>
#include <boost/cstdint.hpp>      // Fixed size integers
#include "mt19937ar.hpp"         // Mersenne Twister

using namespace std;

// For benchmarking purposes only
static uint64_t flip_count = 0;

// Flip buffering variables
static uint32_t flip_word = 0;
static int flip_pos = 0;

int flip(void)
{
    if(flip_pos == 0) {
```

```

        flip_word = genrand_int32();
        flip_pos = 32;
    }

    flip_count++;
    flip_pos--;
    return (flip_word & (1 << flip_pos)) >> flip_pos;
}

inline uint32_t algFDR(unsigned int n)
{
    uint32_t v = 1, c = 0;
    while(true)
    {
        v = v << 1;
        c = (c << 1) + flip();
        if(v >= n)
        {
            if(c < n) return c;
            else
            {
                v = v - n;
                c = c - n;
            }
        }
    }
}

```

B Simulating rational Bernoulli variables

There is a well-known idea in random generation [2, XV.1.2], to efficiently draw a random Bernoulli variable of parameter p : draw a geometric random variable of parameter $1/2$, $k \in \text{Geo}(1/2)$; then return, as result of the Bernoulli trial, the k -th bit in the dyadic representation of p .

Interestingly, this idea was already known to physicists, as evidenced by an early paper by Pierre *et al.* [15], but seems not to be commonly used today in Monte-Carlo implementations. Internal simulations show that for typical Boltzmann energy simulations drawing Bernoulli variables in this way consumes 16

times fewer random bits, and that simulations are accelerated by a 4 to 6 factor (this is less impressive than the number of saved bits because of the accounting overhead required to buffer 32-bit integers into single flips).

The limitation of this algorithm is that obtaining the dyadic representation of any p is not a trivial matter. Fortunately for rational numbers it is simple enough, and although this is not a new contribution, for the sake of completeness we illustrate it in Figure 6.

<pre> function BINARYBASE(k/n) $v \leftarrow k$ loop $v \leftarrow 2v$ if $v \geq n$ then $v \leftarrow v - n$ output 1 else output 0 end if end loop end function </pre>	<pre> function BERNOULLI(k/n) $v \leftarrow k$ repeat $v \leftarrow 2v$ if $v \geq n$ then $v \leftarrow v - n$ $b \leftarrow 1$ else $b \leftarrow 0$ end if until flip() = 1 return b end function </pre>
--	--

Figure 6. A simple algorithm to output the binary decomposition of a rational k/n , $k < n$, and the corresponding algorithm that simulates a Bernoulli distribution of parameter $p = k/n$. Neither algorithm is dependent on the required precision of the binary expansion. They both use only $1 + \log_2 n$ bits of space, and require only one shift, one subtraction and one comparison per iteration. The Bernoulli simulation algorithm consumes on average two flips (random bits).

Remark. With Knuth and Yao's theorem, this algorithm can be shown to be optimal: indeed, it simply requires drawing a geometric variable of parameter $1/2$, which takes on average 2 bits. Coincidentally, that is the optimal cost of drawing any Bernoulli variable. Recall the ν function defined as,

$$\nu(x) = \sum_{k=0}^{\infty} \frac{\{2^k x\}}{2^k}. \quad (2)$$

From the results recalled in Subsection 2.1, we have that the optimal average cost of dra-

wing a random Bernoulli variable of parameter p is,

$$\begin{aligned}\nu(p) + \nu(1-p) &= \sum_{k=0}^{\infty} \frac{\{2^k p\}}{2^k} + \sum_{k=0}^{\infty} \frac{\{2^k (1-p)\}}{2^k} \\ &= \sum_{k=0}^{\infty} \frac{\{2^k p\} + \{2^k (1-p)\}}{2^k} = \sum_{k=0}^{\infty} \frac{1}{2^k} = 2\end{aligned}$$

hence the optimality.