

Non-Abelian dual superconductivity and Gluon propagators in the deep IR region for SU(3) Yang-Mills theory

Akihiro Shibata*

*Computing Research Center, High Energy Accelerator Research Organization (KEK),
and Graduate Univ. for Advanced Studies (Sokendai), Tsukuba 305-0801, Japan
E-mail: akihiro.shibata@kek.jp*

Kei-Ichi Kondo

*Department of Physics, Graduate School of Science, Chiba University, Chiba 263-8522, Japan
E-mail: kondok@faculty.chiba-u.jp*

Seikou Kato

*Fukui National College of Technology, Sabae 916-8507, Japan
E-mail: skato@fukui-nct.ac.jp*

Toru Shinohara

*Department of Physics, Graduate School of Science, Chiba University, Chiba 263-8522, Japan
E-mail: shinohara@graduate.chiba-u.jp*

We have proposed the non-Abelian dual superconductivity picture for quark confinement in the SU(3) Yang-Mills (YM) theory, and have given numerical evidences for the restricted-field dominance and the non-Abelian magnetic monopole dominance in the string tension by applying a new formulation of the YM theory on a lattice. To establish the non-Abelian dual superconductivity picture for quark confinement, we have observed the non-Abelian dual Meissner effect in the SU(3) Yang-Mills theory by measuring the chromoelectric flux created by the quark-antiquark source, and the non-Abelian magnetic monopole currents induced around the flux. We conclude that the dual superconductivity of the SU(3) Yang-Mills theory is strictly the type I and that this type of dual superconductivity is reproduced by the restricted field and the non-Abelian magnetic monopole part, in sharp contrast to the SU(2) case: the border of type I and type II.

*Xth Quark Confinement and the Hadron Spectrum,
October 8-12, 2012
TUM Campus Garching, Munich, Germany*

*Speaker.

1. Introduction

Quark confinement follows from the area law of the Wilson loop average. The dual superconductivity is the promising mechanism for quark confinement [1]. In many preceding works, the Abelian projection [2] was used to perform numerical analyses, which exhibited the remarkable results such as Abelian dominance [3], magnetic monopole dominance [4], and center vortex dominance [5] in the string tension. However, these results are obtained only in special gauges: the maximal Abelian (MA) gauge and the Laplacian Abelian gauge within the Abelian projection, which breaks the gauge symmetry as well as color symmetry (global symmetry).

In order to overcome the shortcomings of the Abelian projection, we have presented a new lattice formulation of $SU(N)$ Yang-Mills (YM) theory in the previous papers [6, 7] (as a lattice version of the continuum formulations [8, 9] for $SU(2)$ and [10] for $SU(N)$), which gives a decomposition of the gauge link variable suited for extracting the dominant modes for quark confinement in the gauge independent way. In the case of $SU(2)$, the decomposition of the gauge link variable was given on a lattice [11] as a lattice version of the Cho-Duan-Ge-Faddeev-Niemi decomposition [8]. For the gauge group $G = SU(N)$ ($N \geq 3$), it was found that the extension of the decomposition from $SU(2)$ to $SU(N)$ ($N \geq 3$) is not unique and that there are a number of possible ways of decompositions discriminated by the stability subgroup \tilde{H} of G , while there is the unique option of $\tilde{H} = U(1)$ in the $SU(2)$ case [12].

For the case of $G = SU(3)$, in particular, there are two possibilities which we call the maximal option and the minimal option. The maximal option is obtained for the stability group $\tilde{H} = U(1) \times U(1)$, which enables us to give a gauge invariant version of the MA gauge as the Abelian projection [13, 15]. The minimal one is obtained for the stability group $\tilde{H} = U(2) \cong SU(2) \times U(1)$, which is suited for representing the Wilson loop in the fundamental representation as derived from the non-Abelian Stokes theorem [14]. In the static potential for a pair of quark and antiquark in the fundamental representation, we have demonstrated in [16] and [17]: (i) the restricted-field dominance or “Abelian” dominance (which is a gauge-independent (invariant) extension of the conventionally called Abelian dominance): the string tension σ_V obtained from the decomposed V -field (i.e., restricted field) reproduced the string tension σ_{full} of the original YM field, $\sigma_V/\sigma_{\text{full}} = 93 \pm 16\%$, (ii) the gauge-independent non-Abelian magnetic monopole dominance: the string tension σ_V extracted from the restricted field was reproduced by only the (non-Abelian) magnetic monopole part σ_{mon} , $\sigma_{\text{mon}}/\sigma_V = 94 \pm 9\%$.

In this paper, we give further evidences for establishing the non-Abelian dual superconductivity picture for quark confinement in $SU(3)$ Yang-Mills theory claimed in [17] by applying our new formulation to the $SU(3)$ YM theory on a lattice. First, we study the dual Meissner effect by measuring the distribution of chromo-flux created by a pair of static quark and antiquark. We compare the chromo-flux of the original Yang-Mills field with that of the restricted field and examine if the restricted field corresponding to the stability group $\tilde{H} = U(2)$ reproduces the dual Meissner effect, namely, the dominant part of the chromoelectric field strength of $SU(3)$ Yang-Mills theory. Second, we measure the possible magnetic monopole current induced around the flux connecting a pair of static quark and antiquark. Third, we focus on the type of dual superconductivity, i.e., type I or type II. In the $SU(2)$ case, the extracted field corresponding to the stability group $\tilde{H} = U(1)$ reproduces the dual Meissner effect, which gives a gauge invariant version of MA gauge in the Abelian projection, as will be given in [18]. In this paper, we find that the dual superconductivity of the $SU(3)$ Yang-Mills theory is indeed the type I, in sharp contrast to the $SU(2)$ case: the border of type I and type II [18].

2. Lattice formulation

We focus our studies on confinement of quarks in a specific representation, i.e., the fundamental representation. For this purpose, we consider the Wilson loop operator for obtaining the quark potential, magnetic monopole current and chromo-field strength in a gauge invariant way. The Wilson loop operator is uniquely defined by giving a representation, to which the source quark belongs. A remarkable fact is that the Wilson loop operator in the fundamental representation leads us to the minimal option in the sense that it is exactly rewritten in terms of some of the variables (i.e., the color field \mathbf{n} and the V field) which are the same as those adopted in the minimal option, as shown in the

process of deriving a non-Abelian Stokes theorem for the Wilson loop operator by Kondo [14]. Therefore, we use the reformulation of the Yang-Mills theory in the minimal option to calculate the average of the Wilson loop operator in the fundamental representation. We give a brief summary of a new formulation of the lattice $SU(3)$ YM theory [6, 7].

For the original $SU(3)$ gauge link variable $U_{x,\mu} \in SU(3)$, we wish to decompose it into new variables $V_{x,\mu}$ and $X_{x,\mu}$ which have values in the $SU(3)$ group, i.e., $X_{x,\mu} \in SU(3)$, $V_{x,\mu} \in SU(3)$, $U_{x,\mu} = X_{x,\mu}V_{x,\mu} \in SU(3)$, so that $V_{x,\mu}$ could be the dominant mode for quark confinement, while $X_{x,\mu}$ is the remainder. In this decomposition, we require that $V_{x,\mu}$ is transformed in the same way as the original gauge link variable $U_{x,\mu}$ and $X_{x,\mu}$ as a site variable by the full $SU(3)$ gauge transformation Ω_x : $U_{x,\mu} \longrightarrow U'_{x,\mu} = \Omega_x U_{x,\mu} \Omega_{x+\mu}^\dagger$,

$$V_{x,\mu} \longrightarrow V'_{x,\mu} = \Omega_x V_{x,\mu} \Omega_{x+\mu}^\dagger, \quad X_{x,\mu} \longrightarrow X'_{x,\mu} = \Omega_x X_{x,\mu} \Omega_x^\dagger. \quad (2.1)$$

We introduce the key variable \mathbf{h}_x called the color field. In the minimal option, the color field is defined by $\mathbf{h}_x = \xi(\lambda^8/2)\xi^\dagger \in \text{Lie}[SU(3)/U(2)]$, with λ^8 being the Gell-Mann matrix and ξ the $SU(3)$ group element. Then, the decomposition is uniquely determined from Eqs.(2.2), if the color field \mathbf{h}_x is specified [7]:

$$X_{x,\mu} = \widehat{L}_{x,\mu}^\dagger \det(\widehat{L}_{x,\mu})^{1/3}, \quad V_{x,\mu} = X_{x,\mu}^\dagger U_{x,\mu} = g_x \widehat{L}_{x,\mu} U_{x,\mu}, \quad (2.2a)$$

$$\widehat{L}_{x,\mu} = (L_{x,\mu} L_{x,\mu}^\dagger)^{-1/2} L_{x,\mu}, \quad L_{x,\mu} = \frac{5}{3} \mathbf{1} + \sqrt{\frac{4}{3}} (\mathbf{h}_x + U_{x,\mu} \mathbf{h}_{x+\mu} U_{x,\mu}^\dagger) + 8 \mathbf{h}_x U_{x,\mu} \mathbf{h}_{x+\mu} U_{x,\mu}^\dagger. \quad (2.2b)$$

In order to determine the configuration $\{\mathbf{h}_x\}$ of color fields, we use the reduction condition [6, 7] which guarantees that the new theory written in terms of new variables $(X_{x,\mu}, V_{x,\mu})$ is equipollent to the original YM theory. Here, we use the reduction condition: for a given configuration of the original link variables $U_{x,\mu}$, color fields $\{\mathbf{h}_x\}$ are obtained by minimizing the functional:

$$F_{\text{red}}[\{\mathbf{h}_x\}] = \sum_{x,\mu} \text{tr} \left\{ (D_\mu^\varepsilon[U_{x,\mu}] \mathbf{h}_x)^\dagger (D_\mu^\varepsilon[U_{x,\mu}] \mathbf{h}_x) \right\}. \quad (2.3)$$

3. Method and results

We generate configurations of the YM gauge link variable $\{U_{x,\mu}\}$ using the standard Wilson action on a 24^4 lattice at $\beta = 6.2$. The gauge link decomposition is obtained according to the framework given in the previous section: the color field configuration $\{\mathbf{h}_x\}$ is obtained by solving the reduction condition of minimizing the functional eq.(2.3) for each gauge configuration $\{U_{x,\mu}\}$, and then the decomposed variables $\{V_{x,\mu}\}$, $\{X_{x,\mu}\}$ are obtained by using the formula eq.(2.2). In the measurement of the Wilson loop average, we apply the APE smearing technique to reduce noises [20].

3.1 Dual Meissner effect

We investigate the non-Abelian dual Meissner effect as the mechanism of quark confinement. In order to extract the chromo-field, we use a gauge-invariant correlation function proposed in [19]: The chromo-field created by a quark-antiquark pair in $SU(N)$ Yang-Mills theory is measured by using a gauge-invariant connected correlator between a plaquette and the Wilson loop (see left panel of Fig.1):

$$F_{\mu\nu}[U] := \varepsilon^{-2} \sqrt{\frac{\beta}{2N}} \rho_W, \quad \rho_W := \frac{\langle \text{tr}(U_P L^\dagger W L) \rangle}{\langle \text{tr}(W) \rangle} - \frac{1}{N} \frac{\langle \text{tr}(U_P) \text{tr}(W) \rangle}{\langle \text{tr}(W) \rangle}, \quad (3.1)$$

where $F_{\mu\nu}[U]$ is the gauge-invariant chromo-field strength, $\beta := 2N/g^2$ the lattice gauge coupling constant, W the Wilson loop in Z - T plane representing a pair of quark and antiquark, U_P a plaquette variable as the probe operator to measure the chromo-field strength at the point P , and L the Wilson line connecting the source W and the probe U_P . Here L is necessary to guarantee the gauge invariance of the correlator ρ_W and hence the probe is identified with $LU_P L^\dagger$. The symbol $\langle \mathcal{O} \rangle$ denotes the average of the operator \mathcal{O} in the space and the ensemble of the configurations.

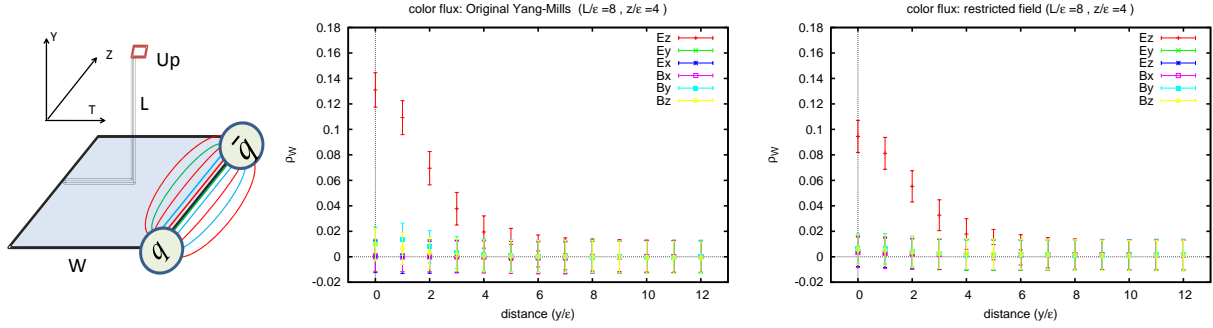


Figure 1: Measurement of components of the chromoelectric field \mathbf{E} and chromomagnetic field \mathbf{B} as functions of the distance y from the z axis. (left) The gauge invariant connected correlator $(U_p L W L^\dagger)$ between plaquette U and Wilson loop W . (Center panel) the original $SU(3)$ YM field, (Right panel) the restricted field.

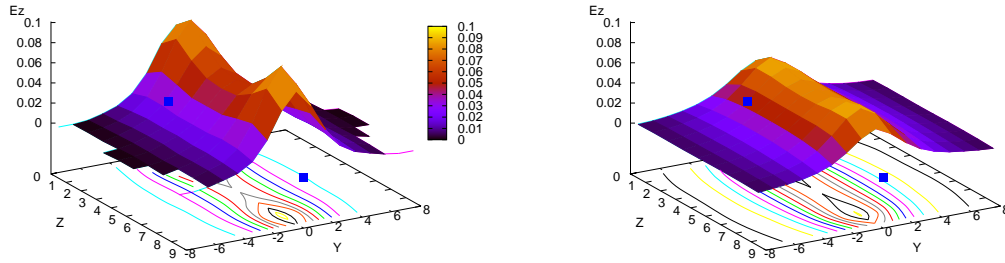


Figure 2: The distribution in Y - Z plane of the chromoelectric field E_z connecting a pair of quark and antiquark: (Left panel) chromoelectric field produced from the original YM field, (Right panel) chromoelectric field produced from the restricted field.

We measure correlators between the plaquette U_p and the chromo-field strength of the restricted field $V_{x,\mu}$ as well as the original YM field $U_{x,\mu}$. See the center panel of Fig. 1. Here the quark and antiquark source is introduced as 8×8 Wilson loop (W) in the Z - T plane, and the probe (U_p) is set at the center of the Wilson loop and moved along the Y -direction. The center and right panel of Fig. 1 show respectively the results of measurements for the chromoelectric and chromomagnetic fields $F_{\mu\nu}[U]$ for the original $SU(3)$ field U and $F_{\mu\nu}[V]$ for the restricted field V , where the field strength $F_{\mu\nu}[V]$ is obtained by using $V_{x,\mu}$ in eq(3.1) instead of $U_{x,\mu}$. We have checked that even if $W[U]$ is replaced by $W[V]$, together with replacement of the probe $LU_p L^\dagger$ by the corresponding V version, the change in the magnitude of the field strength $F_{\mu\nu}$ remains within at most a few percent.

From Fig.1 we find that only the E_z component of the chromoelectric field $(E_x, E_y, E_z) = (F_{10}, F_{20}, F_{30})$ connecting q and \bar{q} has non-zero value for both the restricted field V and the original YM field U . The other components are zero consistently within the numerical errors. This means that the chromomagnetic field $(B_x, B_y, B_z) = (F_{23}, F_{31}, F_{12})$ connecting q and \bar{q} does not exist and that the chromoelectric field is parallel to the z axis on which quark and antiquark are located. The magnitude E_z quickly decreases in the distance y away from the Wilson loop.

To see the profile of the nonvanishing component E_z of the chromoelectric field in detail, we explore the distribution of chromoelectric field on the 2-dimensional plane. Fig. 2 shows the distribution of E_z component of the chromoelectric field, where the quark-antiquark source represented as 9×11 Wilson loop W is placed at $(Y, Z) = (0, 0), (0, 9)$, and the probe U is displaced on the Y - Z plane at the midpoint of the T -direction. The position of a quark and an antiquark is marked by the solid (blue) box. The magnitude of E_z is shown by the height of the 3D plot and also the contour plot in the bottom plane. The left panel of Fig. 2 shows the plot of E_z for the $SU(3)$ YM field U , and the right panel of Fig. 2 for the restricted-field V . We find that the magnitude E_z is quite uniform for the restricted part V , while it is almost uniform for the original part U except for the neighborhoods of the locations of q, \bar{q} source. This difference is due to the contributions from the remaining part X which affects only the short distance, as will be discussed in the next section.

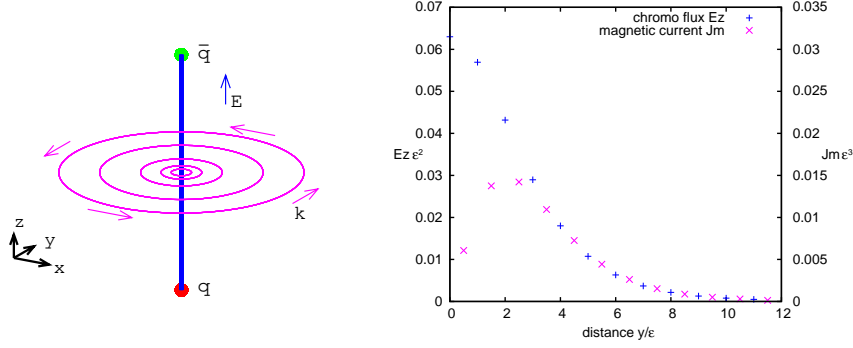


Figure 3: The magnetic-monopole current \mathbf{k} induced around the flux along the z axis connecting a quark-antiquark pair. (Left panel) The positional relationship between the chromoelectric field E_z and the magnetic current \mathbf{k} . (Right panel) The magnitude of the chromo-electronic current E_z and the magnetic current $J_m = |\mathbf{k}|$ as functions of the distance y from the z axis.

3.2 Magnetic current

Next, we investigate the relation between the chromoelectric flux and the magnetic current. The magnetic(-monopole) current can be calculated as

$$\mathbf{k} = {}^*dF[\mathbf{V}], \quad (3.2)$$

where $F[\mathbf{V}]$ is the field strength (2-form) of the restricted field (1-form) \mathbf{V} , d the exterior derivative and * denotes the Hodge dual operation. Note that non-zero magnetic current follows from violation of the Bianchi identity (If the field strength was given by the exterior derivative of \mathbf{V} field (one-form), $F[\mathbf{V}] = d\mathbf{V}$, we would obtain $\mathbf{k} = {}^*d^2\mathbf{V} = 0$).

Fig. 3 shows the magnetic current measured in X - Y plane at the midpoint of quark and antiquark pair in the Z -direction. The left panel of Fig. 3 shows the positional relationship between chromoelectric flux and magnetic current. The right panel of Fig. 3 shows the magnitude of the chromoelectric field E_z (left scale) and the magnetic current k (right scale). The existence of nonvanishing magnetic current k around the chromoelectric field E_z supports the dual picture of the ordinary superconductor exhibiting the electric current J around the magnetic field B .

In our formulation, it is possible to define a gauge-invariant magnetic-monopole current k_μ by using V -field, which is obtained from the field strength $\mathcal{F}_{\mu\nu}[\mathbf{V}]$ of the field \mathbf{V} , as suggested from the non-Abelian Stokes theorem [14]. It should be also noticed that this magnetic-monopole current is a non-Abelian magnetic monopole extracted from the V field, which corresponds to the stability group $\tilde{H} = U(2)$. The magnetic-monopole current k_μ defined in this way can be used to study the magnetic current around the chromoelectric flux tube, instead of the above definition of k (3.2). The comparison of two monopole currents k will be done in the forthcoming paper.

3.3 Type of dual superconductivity

Moreover, we investigate the QCD vacuum, i.e., type of the dual superconductor. The left panel of Fig.4 is the plot for the chromoelectric field E_z as a function of the distance y in units of the lattice spacing ε for the original $SU(3)$ field and for the restricted field.

In order to examine the type of the dual superconductivity, we apply the formula for the magnetic field derived by Clem [22] in the ordinary superconductor based on the Ginzburg-Landau (GL) theory to the chromoelectric field in the dual superconductor. In the GL theory, the gauge field A and the scalar field ϕ obey simultaneously the GL equation and the Ampere equation:

$$(\partial^\mu - iqA^\mu)(\partial_\mu - iqA_\mu)\phi + \lambda(\phi^*\phi - \eta^2) = 0, \quad (3.3)$$

$$\partial^\nu F_{\mu\nu} + iq[\phi^*(\partial_\mu\phi - iqA_\mu\phi) - (\partial_\mu\phi - iqA_\mu\phi)^*\phi] = 0. \quad (3.4)$$

Usually, in the dual superconductor of the type II, it is justified to use the asymptotic form $K_0(y/\lambda)$ to fit the chromoelectric field in the large y region (as the solution of the Ampere equation in the dual GL theory). However,

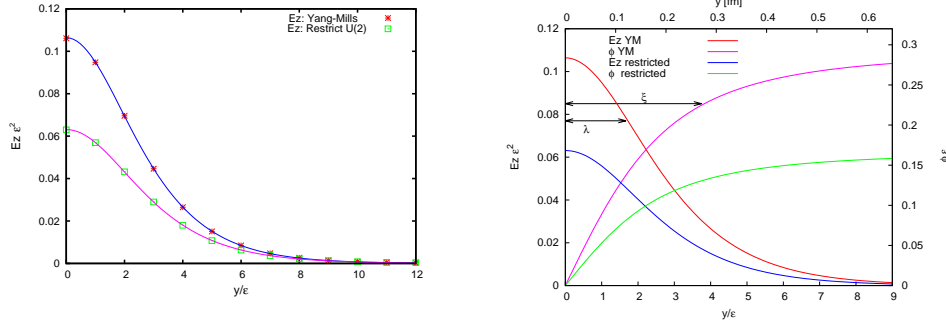


Figure 4: (Left panel) The plot of the chromoelectric field E_z versus the distance y in units of the lattice spacing ϵ and the fitting as a function $E_z(y)$ of y according to (3.8). The red cross for the original $SU(3)$ field and the green square symbol for the restricted field. (Right panel) The order parameter ϕ reproduced as a function $\phi(y)$ of y according to (3.6), together with the chromoelectric field $E_z(y)$.

	$a\epsilon^2$	$b\epsilon$	c	λ/ϵ	ζ/ϵ	ξ/ϵ	Φ	κ
SU(3) YM field	0.804(4)	0.598(5)	1.878(4)	1.672(14)	3.14(9)	3.75(12)	4.36(30)	0.45(1)
restricted field	0.435(3)	0.547(7)	1.787(5)	1.828(23)	3.26(13)	3.84(19)	2.96(30)	0.48(2)

Table 1: The properties of the Yang-Mills vacuum as the dual superconductor obtained by fitting the data of chromoelectric field with the prediction of the dual Ginzburg-Landau theory.

it is clear that this solution cannot be applied to the small y region, as is easily seen from the fact that $K_0(y/\lambda) \rightarrow \infty$ as $y \rightarrow 0$. In order to see the difference between type I and type II, it is crucial to see the relatively small y region. Therefore, such a simple form cannot be used to detect the type I dual superconductor. However, this important aspect was ignored in the preceding studies except for a work [27].

On the other hand, Clem [22] does not obtain the analytical solution of the GL equation explicitly and use an approximated form for the scalar field ϕ (given below in (3.6)). This form is used to solve the Ampere equation exactly to obtain the analytical form for the gauge field A_μ and the resulting magnetic field B . This method does not change the behavior of the gauge field in the long distance, but it gives a finite value for the gauge field even at the origin. Therefore, we can obtain the formula which is valid for any distance (core radius) y from the axis connecting q and \bar{q} : the profile of chromoelectric field in the dual superconductor is obtained:

$$E_z(y) = \frac{\Phi}{2\pi} \frac{1}{\zeta\lambda} \frac{K_0(R/\lambda)}{K_1(\zeta/\lambda)}, \quad R = \sqrt{y^2 + \zeta^2}, \quad (3.5)$$

provided that the scalar field is given by (See the right panel of Fig.4)

$$\phi(y) = \frac{\Phi}{2\pi} \frac{1}{\sqrt{2}\lambda} \frac{y}{\sqrt{y^2 + \zeta^2}}, \quad (3.6)$$

where K_ν is the modified Bessel function of the ν -th order, λ the parameter corresponding to the London penetration length, ζ a variational parameter for the core radius, and Φ external electric flux. In the dual superconductor, we define the GL parameter κ as the ratio of the London penetration length λ and the coherence length ξ which measures the coherence of the magnetic monopole condensate (the dual version of the Cooper pair condensate): $\kappa = \lambda/\xi$. It is given by [22]

$$\kappa = \sqrt{2} \frac{\lambda}{\zeta} \sqrt{1 - K_0^2(\zeta/\lambda)/K_1^2(\zeta/\lambda)}. \quad (3.7)$$

According to the formula Eq.(3.5), we estimate the GL parameter κ for the dual superconductor of $SU(3)$ YM theory, although this formula is obtained for the ordinary superconductor of $U(1)$ gauge field. By using the fitting function:

$$E(y) = aK_0(\sqrt{b^2y^2 + c^2}), \quad a = \frac{\Phi}{2\pi} \frac{1}{\zeta\lambda} \frac{1}{K_1(\zeta/\lambda)}, \quad b = \frac{1}{\lambda}, \quad c = \frac{\zeta}{\lambda}, \quad (3.8)$$

we obtain the result shown in Table 1. The superconductor is type I if $\kappa < \kappa_c$, while type II if $\kappa > \kappa_c$, where the critical value of GL parameter dividing the type of the superconductor is given by $\kappa_c = 1/\sqrt{2} \simeq 0.707$. Our data clearly shows that the dual superconductor of $SU(3)$ Yang-Mills theory is type I with

$$\kappa = 0.45 \pm 0.01, \quad \lambda = 0.1207 \pm 0.017 \text{ fm}, \quad \xi = 0.2707 \pm 0.086 \text{ fm}, \quad (3.9)$$

where we have used the string tension $\sigma_{\text{phys}} = (440 \text{ MeV})^2$, and data of lattice spacing is taken from the TABLE I in Ref.[21]. This result is consistent with a quite recent result obtained independently by Cea, Cosmai and Papa [27]. Moreover, our result shows that the restricted part plays the dominant role in determining the type of the non-Abelian dual superconductivity of the $SU(3)$ Yang-Mills theory, i.e., type I with

$$\kappa = 0.48 \pm 0.02, \quad \lambda = 0.132 \pm 0.03 \text{ fm}, \quad \xi = 0.277 \pm 0.014 \text{ fm}. \quad (3.10)$$

This is a novel feature overlooked in the preceding studies. Thus the restricted-field dominance can be seen also in the determination of the type of dual superconductivity where the discrepancy is just the normalization of the chromoelectric field at the core $y = 0$, coming from the difference of the total flux Φ . These are gauge-invariant results. Note again that this restricted-field and the non-Abelian magnetic monopole extracted from it reproduce the string tension in the static quark–antiquark potential [17].

Our result should be compared with the result obtained by using the Abelian projection: Y. Matsubara et. al [25] suggests $\kappa = 0.5 \sim 1$ (which is β dependent), border of type I and type II for both $SU(2)$ and $SU(3)$. In $SU(2)$ case, on the other hand, there are other works [24] which conclude that the type of vacuum is at the border of type I and type II. We should mention the work [26] which concludes that the dual superconductivity of $SU(3)$ Yang-Mills theory is type II with $\kappa = 1.2 \sim 1.3$. This conclusion seems to contradict our result for $SU(3)$. If the above formula (3.5) is applied to the data of [26], we have the same conclusion, namely, the type I with $\kappa = 0.47 \sim 0.50$. Therefore, the data obtained in [26] are consistent with ours. The difference between type I and type II is attributed to the way of fitting the data with the formula for the chromo-field.

4. Summary and outlook

We have given further numerical evidences for confirming the non-Abelian dual superconductivity for $SU(3)$ YM theory proposed in [17]. For this purpose, we have used our new formulation of $SU(3)$ YM theory on a lattice [6, 7] to extract the restricted field from the original $SU(3)$ YM field, which has played a dominant role in confinement of quarks in the fundamental representation, i.e., the restricted-field dominance and the non-Abelian magnetic monopole dominance in the string tension, as shown in the previous studies [17].

We have focused on the dual Meissner effect and have measured the chromoelectric field connecting a quark and an antiquark for both the original YM field and the restricted field. We have observed the dual Meissner effect in $SU(3)$ YM theory, i.e., only the chromoelectric field exists and the magnetic-monopole current is induced around the flux connecting a quark and an antiquark. Moreover, we have determined the type of non-Abelian dual superconductivity, i.e., type I for $SU(3)$ YM theory, which should be compared with the border of type I and II for the $SU(2)$ YM theory. These features are reproduced only from the restricted part. These results confirm the non-Abelian dual superconductivity picture for quark confinement.

Acknowledgement

This work is supported by Grant-in-Aid for Scientific Research (C) 24540252 from the Japan Society for the Promotion Science (JSPS), and also in part by JSPS Grant-in-Aid for Scientific Research (S) 22224003. The numerical calculations are supported by the Large Scale Simulation Program No.T11-15 (FY2011) and No.12-13 (FY2012) of High Energy Accelerator Research Organization (KEK).

References

- [1] Y. Nambu, Phys. Rev. D10, 4262 (1974); G. 't Hooft, in: High Energy Physics, edited by A.; Zichichi (Editorice Compositori, Bologna, 1975); S. Mandelstam, Phys. Report 23, 245 (1976); A.M. Polyakov, Nucl. Phys. B120, 429 (1977).
- [2] G. 't Hooft, Nucl. Phys. B190, 455 (1981).
- [3] T. Suzuki and I. Yotsuyanagi, Phys. Rev. D42, 4275 (1990).;
- [4] J.D. Stack, S.D. Neiman and R.Wensley, Phys. Rev. D50, 3399 (1994); H. Shiba and T. Suzuki, Phys. Lett. B351 519 (1995).
- [5] J. Greensite, Prog. Part. Nucl. Phys. 51 1 (2003).
- [6] K.-I. Kondo, A.Shibata, T. Shinohara, T. Murakami, S. Kato and S. Ito, Phys. Lett. B669, 107 (2008).
- [7] A. Shibata, K.-I. Kondo and T. Shinohara, arXiv:0911.5294[hep-lat], Phys. Lett. B691, 91-98 (2010).
- [8] Y.M. Cho, Phys. Rev. D 21, 1080 (1980). Phys. Rev. D 23, 2415 (1981); Y.S. Duan and M.L. Ge, Sinica Sci. 11, 1072 (1979); L. Faddeev and A.J. Niemi, Phys. Rev. Lett. 82, 1624 (1999); S.V. Shabanov, Phys. Lett. B 458, 322 (1999). Phys. Lett. B 463, 263 (1999).
- [9] K.-I. Kondo, T. Murakami and T. Shinohara, Eur. Phys. J. C 42, 475 (2005);
- [10] K.-I. Kondo, T. Murakami and T. Shinohara, Prog. Theor. Phys. 115, 201 (2006).; K.-I. Kondo, T. Shinohara and T. Murakami, Prog. Theor. Phys. 120, 1 (2008).
- [11] S. Kato, K.-I. Kondo, T. Murakami, A. Shibata, T. Shinohara, and S. Ito, e-Print: hep-lat/0509069, Phys. Lett. B632, 326-332 (2006).; S. Ito, S. Kato, K.-I. Kondo, A. Shibata, and T. Shinohara, Phys. Lett. B645, 67-74 (2007).; A. Shibata, S. Kato, K.-I. Kondo, T. Murakami, T. Shinohara, S. Ito, Phys.Lett. B653 101-108 (2007).; S. Kato, K.-I. Kondo, A. Shibata and T. Shinohara, PoS(LAT2009) 228.
- [12] K.-I. Kondo and Y. Taira, e-Print: hep-th/9911242, Prog. Theor. Phys. 104, 1189-1265 (2000). e-Print: hep-th/9906129, Mod. Phys. Lett .15, 367-377 (2000). Nucl. Phys. Proc.Suppl. 83, 497-499 (2000).
- [13] A. Shibata, S. Kato, K.-I. Kondo, T. Shinohara and S. Ito, arXiv:0710.3221 [hep-lat], POS(LATTICE2007) 331.
- [14] K.-I. Kondo, Phys. Rev. D77, 085029 (2008); K.-I. Kondo and A. Shibata, arXiv:0801.4203[hep-th].
- [15] S. Gongyo, T. Iritani and H. Suganuma, Phys. Rev. D86, 094018 (2012).
H. Suganuma, K. Amemiya, H. Ichie, N. Ishii, H. Matsufuru, T.T. Takahashi, hep-lat/0407016, Nucl. Phys. B (Proc. Suppl.) 106, 679-681 (2002).
- [16] A. Shibata, S. Kato, K.-I. Kondo, T. Shinohara and S. Ito, e-Print: arXiv:0810.0956 [hep-lat], PoS(LATTICE 2008) 268.; A. Shibata, K.-I. Kondo, S. Kato, S. Ito, T. Shinohara and N. Fukui, PoS LAT2009 (2009) 232, arXiv:0911.4533 [hep-lat]; A. Shibata, K.-I. Kondo, S. Kato and T. Shinohara, PoS(Lattice 2010)286.; A. Shibata, K.-I. Kondo, and T. Shinohara PoS(Lattice 2011)262; A. Shibata, K.-I. Kondo, S. Kato and T. Shinohara, PoS(Lattice 2012)215
- [17] K.-I. Kondo, A. Shibata, T. Shinohara, and S. Kato, Phys. Rev. D83, 114016 (2011).
- [18] S. Kato, K.-I. Kondo, A. Shibata and T. Shinohara, in preparation.
- [19] A. Di Giacomo, M. Maggiore and S. Olejnik, Nucl. Phys. B 347, 441 (1990).; ; A. Di Giacomo, M. Maggiore and S. Olejnik, Phys. Lett. B 236, 199 (1990).
- [20] M. Albanese et al. (APE Collaboration), Phys. Lett. B 192,163 (1987).
- [21] R.G. Edwards, U.M. Heller and T.R. Klassen, Phys. Rev. Lett. 80, 3448-3451 (1998).
- [22] J.R. Clem, J. Low. Temp. Phys. 18, 427 (1975).
- [23] C. Bonati, M. D'Elia, A. Di Giacomo, L. Lepori and F. Pucci, PoS LATTICE 2010, 270 (2010) [arXiv:1011.0371 [hep-lat]].
- [24] T. Suzuki, K. Ishiguro, Y. Mori and T. Sekido, Phys. Rev. Lett. 94, 132001 (2005) [hep-lat/0410001].; M. N. Chernodub, K. Ishiguro, Y. Mori, Y. Nakamura, M. I. Polikarpov, T. Sekido, T. Suzuki and V. I. Zakharov, Phys. Rev. D 72, 074505 (2005) [hep-lat/0508004].
- [25] Y. Matsubara, S. Ejiri and T. Suzuki, Nucl. Phys. Proc. Suppl. 34, 176 (1994) [hep-lat/9311061].
- [26] N. Cardoso, M. Cardoso and P. Bicudo, arXiv:1004.0166 [hep-lat].
- [27] P. Cea, L. Cosmai and A. Papa, Phys. Rev. D 86, 054501 (2012) [arXiv:1208.1362 [hep-lat]].