

CRITICAL LEVELS AND JACOBI FIELDS IN A COMPLEX OF CYCLES

INGRID IRMER

ABSTRACT. In this paper it is shown that the space of tight geodesic segments connecting any two vertices in a complex of cycles has finite, uniformly bounded dimension. The dimension is defined in terms of a discrete analogue of Jacobi fields, which are explicitly constructed and shown to give a complete description of the entire space of tight geodesics. Jacobi fields measure the extent to which geodesic stability breaks down. Unlike most finiteness properties of curve complexes, the arguments presented here do not rely on hyperbolicity, but rather on structures similar to Morse theory.

1. INTRODUCTION

Suppose S is a closed, oriented, connected surface of genus at least two. The complex of cycles, $\mathcal{C}(S, \alpha)$ is a variant of Harvey's complex of curves, where vertices represent multicurves in the primitive homology class α . A detailed definition is given in Section 2.

In Riemannian geometry, the dimension of the space of geodesic segments connecting any two points can be defined using the space of Jacobi fields. In Section 3.2 the “Jacobi fields” are defined and explicitly constructed, and the dimension of the space of geodesic segments is defined in Section 4.

Curve complexes are in general locally infinite, so there can be infinitely many geodesic arcs connecting two vertices. In order to be able to prove theorems in a locally infinite complex, the concept of tightness was introduced in [8] and modified in [3]. Subsection 2 defines tightness for $\mathcal{C}(S, \alpha)$. It is a classic result from [8] and [3] that there are only finitely many tight geodesics connecting any two vertices m_1 and m_2 in the complex of curves $\mathcal{C}(S)$. In $\mathcal{C}(S, \alpha)$, it also follows from the main theorem of this paper that there are finitely many tight geodesics connecting any two vertices; however, unlike in $\mathcal{C}(S)$, this is not a consequence of hyperbolicity, and geodesics do not fellow travel in $\mathcal{C}(S, \alpha)$,

as demonstrated in Figure 13 of [5].

In [5] an algorithm for constructing geodesics was given, which will be outlined briefly in Section 2 for completeness. This paper develops the idea that the quantity called the “overlap function” used in this algorithm for constructing geodesics has strong parallels with a Morse function. Critical levels defined in Section 4 are analogues of conjugate points along geodesics in Riemannian geometry. The bounded topology of S gives a uniform bound on the number of critical levels, from which the theorem follows:

Theorem 1. *Given any two vertices, m_1 and m_2 in $\mathcal{C}(S, \alpha)$, the space of tight geodesics connecting m_1 and m_2 has dimension less than $36\chi(S)^2$.*

The *Torelli group* \mathcal{T} of S is the subgroup of the mapping class group of S that acts trivially on $H_1(S, \mathbb{Z})$. The complex $\mathcal{C}(S, \alpha)$ is a member of a family of complexes that generalise the complex of curves to study \mathcal{T} . For example, in [2] to calculate cohomological properties of \mathcal{T} , in [1] to reprove a result of Birman-Powell about the generating set of the Torelli group of a surface with genus at least three, and in [6] to give a combinatorial description of a Torelli group invariant known as the Chillingworth class. Distances in these complexes are closely related to Seifert genres of links in 3-manifolds, [5].

Sublevel Projection. The Masur-Minsky notion of subsurface projection is not directly applicable to many problems arising from studying $\mathcal{C}(S, \alpha)$. Questions relating to the way the Torelli group restricts to subsurfaces have already been shown to be central to understanding generating sets of the Torelli group, [9]. In Section 5 a notion analogous to subsurface projection from [8] is defined by restricting to level sets of the overlap function, to which the “projections” are as rigid as possible. A distance formula analogous to that in [8] follows from the finite number of critical levels and distance calculations in [5].

1.1. Acknowledgements. This work was funded by a MOE AcRF-Tier 2 WBS grant Number R-146-000-143-112.

2. BACKGROUND AND NOTATION.

A *curve* c in S is a piecewise smooth, injective map of S^1 into S that is not null homotopic. A *multicurve* is a union of pairwise disjoint curves on S . Let α be a primitive, nontrivial element of $H_1(S, \mathbb{Z})$. The

complex of cycles, $\mathcal{C}(S, \alpha)$, is a graph whose vertex set is the set of all isotopy classes of oriented multicurves in S in the primitive homology class α . There is an edge passing from m_1 to m_2 if m_1 and m_2 represent multicurves whose difference is isotopic to the oriented boundary of an embedded subsurface of S with the subsurface orientation. Higher dimensional simplices can also be defined as in [2] for example, however they will not be needed in this paper. The *distance*, $d_{\mathcal{C}}(m_1, m_2)$, between m_1 and m_2 in $\mathcal{C}(S, \alpha)$ is defined to be the usual path metric, where all edges have length one.

Remark 2. *The assumption that edges of $\mathcal{C}(S, \alpha)$ represent embedded, consistently oriented subsurfaces is not necessary for Theorem 1, but makes many definitions and discussions considerably simpler.*

Where this does not cause confusion, the same symbol will be used for vertices of $\mathcal{C}(S, \alpha)$ and corresponding multicurves on S . Also, multicurves will regularly be confused with the image in S of a particular representative of the isotopy class.

The notation $m_1, \gamma_1, \gamma_2, \dots, m_2$ will be used to denote a path γ connecting the vertices m_1 and m_2 (the γ_i are the vertices the path passes through).

Tightness. Two multicurves m_1 and m_2 in general position are said to *fill* S if their complement in S is a union of discs.

The notion of “tightness” was first defined in [7] in order to prove theorems in a complex that is not locally finite. According to the variant of the definition in [3], a path c_0, c_1, \dots, c_n in Harvey’s complex of curves $\mathcal{C}(S)$ was called *tight* at the index $\{i \neq 0, n\}$ if every curve on the surface S that crosses c_i also crosses some element of $c_{i-1} \cup c_{i+1}$. Informally, this definition ensures that c_i is contained within or on the boundary of the connected subspace of S filled by $c_{i-1} \cup c_{i+1}$. Recall that (for $\mathcal{C}(S)$) any two multicurves representing vertices in $\mathcal{C}(S)$ separated by a distance at least three automatically fill S . It therefore automatically follows from the definition that c_i is contained within or on the boundary of the connected subspace of S filled by $c_j \cup c_k$, for all $j < i$ and $k > i$.

However, for $\mathcal{C}(S, \alpha)$, vertices separated by an arbitrarily large distance do not necessarily fill S , [5]. In Example 4, the distance between m_1 and m_2 could be made arbitrarily large by increasing the number

of bounding pair maps needed to map m_1 to m_2 , without m_1 and m_2 filling the surface. For this reason, a path $\{\gamma_1, \dots, \gamma_n\}$ in $\mathcal{C}(S, [\gamma_1])$ is defined to be *tight* if, for every curve c in γ_i , every curve on the surface S that crosses c also crosses some element of $\gamma_j \cup \gamma_k$, for all $j < i$ and $k > i$. This definition then rules out the possibility that a subpath of a tight geodesic enters a subsurface of S that the two endpoints of the path do not enter.

From now on, all geodesic segments will be assumed to be tight.

Some background from [5] on how to construct geodesics will be briefly repeated here.

The *overlap function*, also denoted by the symbol $f(n)$, of a null homologous union of curves, n , is a locally constant, upper semi-continuous, integer valued function defined on S with minimum value zero. For any two points x and y in $S \setminus n$, $f(x) - f(y)$ is the algebraic intersection number of n with an oriented arc with starting point y and endpoint x . An important special case is the overlap function of the difference of two homologous multicurves, $m_2 - m_1$.

The overlap function is not dependent on the choice of oriented arc, because the algebraic intersection number of any closed loop with n is zero. It does however depend on the choice of representatives of the homotopy classes of curves. It will be assumed that the representatives of the homotopy classes are chosen so that the maximum, M , of the overlap function is as small as possible. When n does not contain homotopic curves, it is sufficient to assume that the curves in n are in general and minimal position. For two homologous multicurves m_1 and m_2 , the quantity M will be called the *homological distance*, $\delta(m_1, m_2)$, between m_1 and m_2 .

Corollary 3 (Corollary of Theorem 4 of [5]). *Let m_1 and m_2 be two multicurves corresponding to vertices of $\mathcal{C}(S, \alpha)$. Then $d_{\mathcal{C}}(m_1, m_2) = \delta(m_1, m_2)$.*

Surgery along a horizontal arc. Since both S and m_1 are oriented, if $t(m_1)$ is a tubular neighbourhood of m_1 , $t(m_1) \setminus m_1$ consists of two components; one of which can be said to be “to the right” of m_1 and the other “to the left”. An arc of $m_2 \cap (S \setminus m_1)$ will be said to be *vertical* if, for any tubular neighbourhood of m_1 , the arc intersects both the component of $t(m_1) \setminus m_1$ to the left of m_1 and the component

to the right. If an arc of $m_2 \cap (S \setminus m_1)$ is not vertical, it will be said to be *horizontal*. A horizontal arc can be either to the left of m_1 or to the right of m_1 . Let a be a horizontal arc with endpoints on a multicurve m . A tubular neighbourhood of $m \cup a$ has boundary consisting of a multicurve isotopic to m , and some other multicurve, call it $s_a(m)$. To *surger m along a* is to replace m with $s_a(m)$. Surgering along a horizontal arc clearly does not change the homology class of a multicurve.

A surgery along a horizontal arc a will be denoted by s_a . When talking about surgering along an arc, the implicit assumption is that the arc is horizontal.

It is known that all tight paths, geodesic or otherwise, connecting m_1 to m_2 within $\mathcal{C}(S, \alpha)$ can be constructed as follows: surger m_1 along some set of horizontal arcs of $m_2 \cap (S \setminus m_1)$, and/or discard a null homologous multicurve to obtain γ_1 . Repeat with γ_1 in place of m_1 to obtain γ_2 , etc. A proof can be found in [4].

If a is an arc of $m_2 \cap (S \setminus m_1)$, it will be said to be *homotopic* to another arc b of $m_2 \cap (S \setminus m_1)$ if it can be homotoped onto b by a homotopy that keeps the endpoints of a on m_2 .

The reason for calling arcs horizontal or vertical is illustrated in Figure 6. The overlap function is larger on one vertex of a vertical arc than it is on the other, while a horizontal arc has both endpoints in the same level set. When the overlap function of $m_2 - \gamma_i$ is restricted to m_2 , the horizontal arcs represent local extrema. Informally, homotopy classes of horizontal arcs of $m_2 \cap (S \setminus \gamma_i)$ represent the choices available in constructing the next vertex, γ_{i+1} , along a tight geodesic segment connecting γ_i to m_2 .

Middle paths. Let S_{max} be the subsurface of S on which the overlap function of $m_2 - m_1$ has its maximum and S_{imax} the subsurface of S on which the overlap function of $m_2 - \gamma_i$ has its maximum. Similarly for S_{min} and S_{imin} . Also let $S_{a \leq f \leq b}$ be the subsurface of S on which $a \leq f(m_2 - m_1) \leq b$. The boundary of S_{max} is a union of horizontal arcs of $m_2 \cap (S \setminus m_1)$ to the right of m_1 and horizontal arcs of $m_1 \cap (S \setminus m_2)$ to the left of m_2 . It is not hard to check that surgering m_1 along the arcs of $m_2 \cap (S \setminus m_1)$ on the boundary of S_{max} gives a multicurve γ_1 and a curve $-\partial S_{max}$, where $\delta(\gamma_1, m_2) = \delta(m_1, m_2) - 1$ and the vertices γ_1 and m_1 are connected by an edge. Construct γ_2 in the same way, but with S_{1max} instead of S_{max} and γ_1 in place of m_1 , similarly for

γ_3 , etc. A geodesic constructed in this way will be called a *middle path*.

Critical levels and level sets. If γ_i is a vertex on a middle path, informally, a critical level should be thought of as a value of i for which the level set $S_{M-i \leq f}$ is “different” from the previous level set $S_{M-i+1 \leq f}$. By different, is meant either the topology, or the number of edges on the boundary of the level set changes. The critical levels along geodesic segments are therefore closely related to local extrema or saddles of the overlap function. When trying to make this notion precise, there are some technicalities involved, especially for paths that are not middle paths, so a somewhat different approach will be taken in Section 4.

Usually, a Morse theory is set up to compute a homology theory. It is not clear what the analogue, if any, of a homology theory might be in this case. Path construction in $\mathcal{C}(S, \alpha)$ has a lot of similarities with tracing out the stable or unstable manifolds coming from the local extrema of the overlap function of $m_2 - m_1$. The finite dimensions of the space of geodesics might then be thought of as coming from the choices about the order in which different stable or unstable manifolds are traced out.

Labelling geodesic segments and surgeries. In this paper, surgeries will be denoted by listing the elements of a set of arcs along which a multicurve is surgered. The superscripts on the arcs in the set determine the multicurve along which the surgery is performed, and the subscripts label the elements in the set. For geodesic segments in a one parameter family, the superscripts will denote the element of the family, and the subscripts determine the vertex of a geodesic segment.

2.1. Independent Surgeries. When making statements about how to perturb the geodesic segment $m_1, \gamma_1, \dots, m_2$, it is necessary to have a concept of what surgeries are equivalent to or dependent on each other. In order to understand this, we first need a notation for the smallest subsurface inside which a multicurve is altered by a surgery and the subsequent isotopy to put it in minimal and general position with m_2 .

A homotopy class of arcs with representative a determines a rectangle $R(a)$ in S , as shown in Figure 1. The “short sides” of $R(a)$ are arcs in the homotopy class.

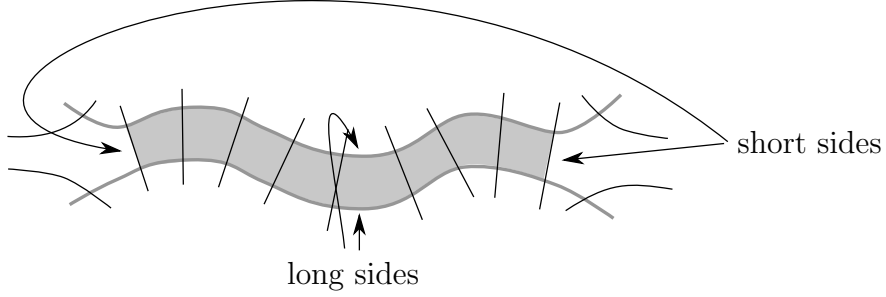


FIGURE 1. The rectangle representing a homotopy class of arcs. Diagram taken from [5].

When constructing a path in $\mathcal{C}(S, \alpha)$, a surgery along an arc a is *independent* of a surgery along an arc b if $R(a) \cup N(a)$ and $R(b) \cup N(b)$ are disjoint, where $N(a)$ is the null homologous submulticurve (if any) discarded after surgering along a , and $N(b)$ the null homologous submulticurve (if any) discarded after surgering along b .

When $\{a_j^{i+1}\}$ is a collection of horizontal arcs of $m_2 \cap (S \setminus \gamma_i)$, it could happen that all but one, g_k , of the arcs of $m_2 \cap (S \setminus \gamma_i)$ on the boundary of a polygon G_k in $S \setminus (m_2 - \gamma_i)$ are homotopic to one of the arcs $\{a_j^{i+1}\}$. The surgeries corresponding to $\{a_j^{i+1}\}$ are independent of the surgeries corresponding to the arcs $\{b_l^m\}$ if $\cup_j R(a_j^{i+1}) \cup_k G_k \cup_k R(g_k) \cup N(\{a_j^{i+1}\})$ is disjoint from $\cup_l R(b_l^m) \cup_n G_n \cup_n R(b_n) \cup N(\{b_l^m\})$.

Equivalent Surgeries. It can happen that two independent surgeries, followed by discarding different null homologous submulticurves can give the same result up to isotopy. Two such surgeries will be said to be *equivalent*. An example of this can be found in Example 4. The curve γ_9 is obtained from m_2 by applying a bounding pair map four times. There are two horizontal arcs of $m_2 \cap (S \setminus \gamma_9)$, and surgering along either of them results in untwisting one pair of twists.

3. JACOBI FIELDS

In order to motivate the definition of Jacobi fields, it helps to have a few simple examples in mind. These examples are given in Subsection 3.1. Subsection 3.2 then defines and constructs one parameter families and their associated Jacobi fields. Finally, Subsection 3.3 makes rigorous the notion of a linear combination of Jacobi fields.

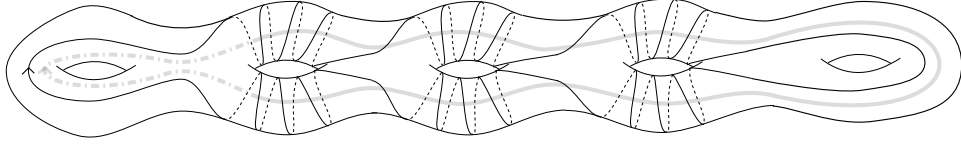


FIGURE 2. The curves m_1 and m_2 (grey) from Example 4. The arc a_1 is the fat dotted grey line.

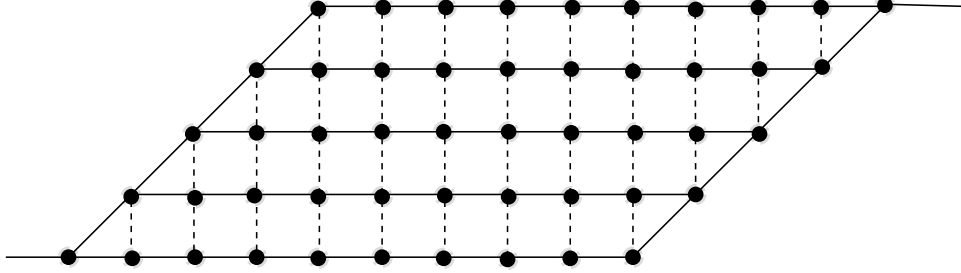
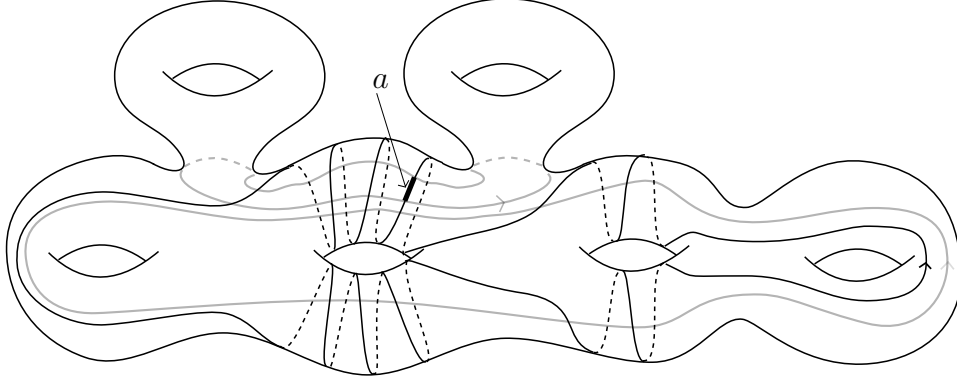
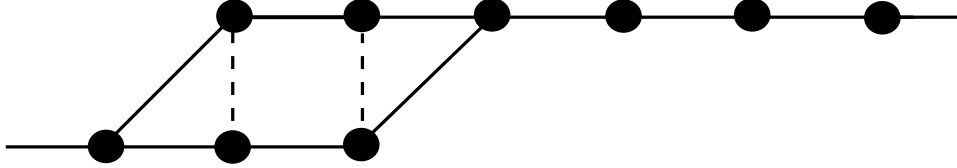


FIGURE 3. A one parameter family of geodesics in $\mathcal{C}(S, [m_1])$ from Example 4. Geodesic segments in the one parameter family are represented by solid lines, other edges in the graph by dotted lines.

3.1. Examples.

Example 4 (Alternative Surgeries). *The curves m_1 and m_2 are shown in Figure 2. The geodesic $m_1, \gamma_1, \dots, \gamma_{12}, m_2$ is constructed by first surgering m_1 along the arc a_1 and discarding a resulting null homologous multicurve to obtain γ_1 . The curve γ_1 has one fewer of the pairs of twists furthest to the left. The multicurve γ_2 is obtained similarly by surgering along an arc $v_1 \circ a_1 \circ v_2$, where v_1 and v_2 are arcs of $m_2 \cap (S \setminus m_1)$ to either side of a_1 . This surgery undoes the next leftmost pair of twists. The curves γ_3 and γ_4 are obtained similarly. Once we get to γ_5 , we start unwinding pairs of twists inside the genus one subsurface to the right of the first subsurface. Last of all, the twists inside the rightmost subsurface are undone.*

The decisions involved in constructing $m_1, \gamma_1, \dots, \gamma_{12}, m_2$ were completely arbitrary. For example, we could construct a family of geodesic segments $m_1, \gamma_1^k, \dots, \gamma_{12}^k, m_2$, as follows: $m_1, \gamma_1^k, \dots, \gamma_{12}^k, m_2$ is the geodesic segment obtained by first untwisting k twists, working from right to left, and then untwisting from left to right. This family of geodesic segments in $\mathcal{C}(S, \alpha)$ is depicted in Figure 3.

FIGURE 4. The multicurve m_1 is shown in grey.FIGURE 5. Another one parameter family of geodesics in $\mathcal{C}(S, [m_1])$. Geodesic segments are represented by solid lines.

In the previous example, it is the assumption that paths are tight that rules out the possibility of untwisting in the middle first.

Example 5 (Optional Surgeries). *In this example, the geodesic $m_1, \gamma_1, \dots, \gamma_5, m_2$ is constructed by untwisting from right to left in Figure 4. When constructing γ_1 , in addition, we might also have surgered along the arc a shown. If we do not do this, at the very latest, γ_2 has to be surgered along a set of arcs including a to obtain γ_3 . This gives the (small) one parameter family $m_1, \gamma_1^1, \dots, m_2$ depicted in Figure 5.*

3.2. One parameter families and Jacobi fields. In this subsection, different ways of constructing one parameter families of geodesic segments will be discussed. The main difficulty is in understanding the circumstances under which these constructions can be applied without causing contradictions with path construction on some other subsegment. The one parameter families are used to define “Jacobi fields”. Before defining one parameter families, it is necessary to establish a canonical choice of isotopy classes of multicurves, so as to be able to

identify arcs of $m_2 \cap (S \setminus \gamma_i)$ for different values of i .

Choices of Isotopy Classes. Put m_1 and m_2 in general and minimal position. The representative of the isotopy class γ_1 is then obtained as follows: first perform the surgeries corresponding to $\{a_i^1\}$ on m_1 . Any part of the resulting multicurve either coincides with m_1 outside of an ϵ -neighbourhood of $\cup_i R(a_i^1) \cup_j G_j \cup_j R(g_j)$, or if it has become part of a null homologous submulticurve, it might have been discarded. The multicurve γ_2 is then obtained by performing the surgeries corresponding to $\{a_i^2\}$ on this representative of the isotopy class γ_1 . Any part of the resulting multicurve outside of an ϵ -neighbourhood of $\cup_i R(a_i^2) \cup_j G_j \cup_j R(g_j)$ either coincides with γ_1 or is discarded, etc.

Jacobi fields come about in a few different ways; from optional surgeries, alternative surgeries or choices about null homologous submulticurves. First of all Jacobi fields coming from optional surgeries will be defined.

Optional Surgeries. Let a be a horizontal arc of $m_2 \cap (S \setminus \gamma_i)$, that defines an *optional* surgery in the following sense: s_a is independent of the surgeries along the set of arcs $\{a_j^{i+1}\}$ performed on γ_i to obtain γ_{i+1} . In addition, surgering along the set of arcs $\{a\} \cup \{a_j^{i+1}\}$ determines an edge of $\mathcal{C}(S, \alpha)$.

In Example 5, there was a subinterval of γ along which s_a determined an optional surgery. Further along γ at vertex γ_2 , s_a was one of the surgeries performed to obtain γ_3 . As a result, the path γ^1 and γ then converged on vertex γ_3 . If s_a is not equivalent to a surgery applied to one of the multicurves $\{\gamma_i\}$ somewhere along γ , then there is necessarily a surgery s_b applied to γ_j for some j , where the arc b has one or more endpoints in common with a . The surgery s_a is then no longer defined on γ_i , for $j < i$, and tightness rules out the possibility of applying s_a^{-1} to γ_i^1 for $i < j$. It is then not clear how γ_i^1 should be related to γ_i for $j < i$. In summary - the surgery s_a does not determine a one parameter family unless it is equivalent to a surgery that is actually performed somewhere along γ .

One parameter families. Let I_a be the largest subinterval of $m_1, \gamma_1, \gamma_2, \dots, m_2$ on which the arc a determines an optional surgery on the preceding multicurve. By assumption the last vertex of I_a is the vertex of γ that is surgered along the arc a , for the reasons explained

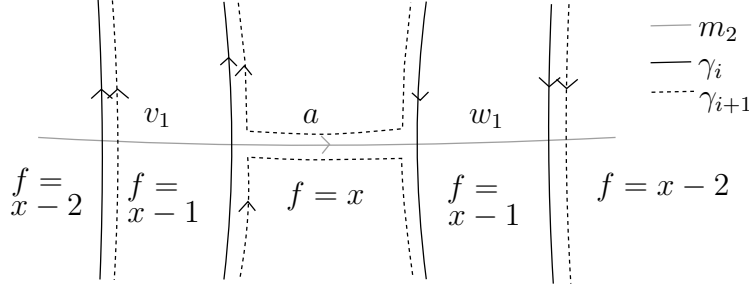


FIGURE 6. Consecutive surgeries.

in the previous paragraph. For γ_i in I_a , let γ_i^1 be obtained from γ_i by applying s_a . The vertex γ_i^1 coincides with γ_i outside of I_a . The geodesic segment $m_1, \gamma_1^1, \gamma_2^1, \dots, m_2$ is the first element of the one parameter family above γ .

After surgering along a horizontal arc a of $m_2 \cap (S \setminus \gamma_i)$, suppose a new horizontal arc, $v \circ a \circ w$ is created, as shown in Figure 6. Surgering γ_{i+1} along $v_1 \circ a \circ w_1$ will be thought of as as being the most obvious continuation of the surgery along a .

To construct the second element of the one parameter family above γ , call it γ^2 , let $v_1 \circ a \circ w_1$ be the arc of $m_2 \cap (S \setminus \gamma_i^1)$ obtained by concatenating a with arcs v_1 and w_1 of $m_2 \cap (S \setminus \gamma_i)$ on either side of it. If $v_1 \circ a \circ w_1$ is not a horizontal arc of $m_2 \cap (S \setminus \gamma_i^1)$ that represents an optional surgery for some i , we are finished. Otherwise, $m_1, \gamma_1^2, \gamma_2^2, \dots, m_2$ is constructed from $m_1, \gamma_1^1, \gamma_2^1, \dots, m_2$ analogously to the way $m_1, \gamma_1^1, \gamma_2^1, \dots, m_2$ was constructed from $m_1, \gamma_1, \gamma_2, \dots, m_2$. Let n be the natural number such that the one parameter family can not be extended past $m_1, \gamma_1^n, \gamma_2^n, \dots, m_2$.

A *Jacobi field*, $J(a, \gamma)$, is associated with the one parameter family as follows: The *magnitude* of $J(a, \gamma)$ at vertex γ_i is equal to the maximum of $d(\gamma_i, \gamma_i^k)$, for $1 \leq k \leq n$. The *support* of $J(a, \gamma)$ is the largest subpath of $m_1, \gamma_1, \gamma_2, \dots, m_2$ for which $\gamma_i^k \neq \gamma_i$ for some k . Along the support of $J(a, \gamma)$, the *direction* of $J(a, \gamma)$ at the vertex γ_i is parallel to the edge passing from γ_i to the nearest vertex on a neighbouring geodesic segment in the one parameter family.

Alternative Surgeries. Suppose γ_{h+1} was constructed from γ_h by surgering along arcs $\{a_j^{h+1}\}$ and possibly discarding a null homologous

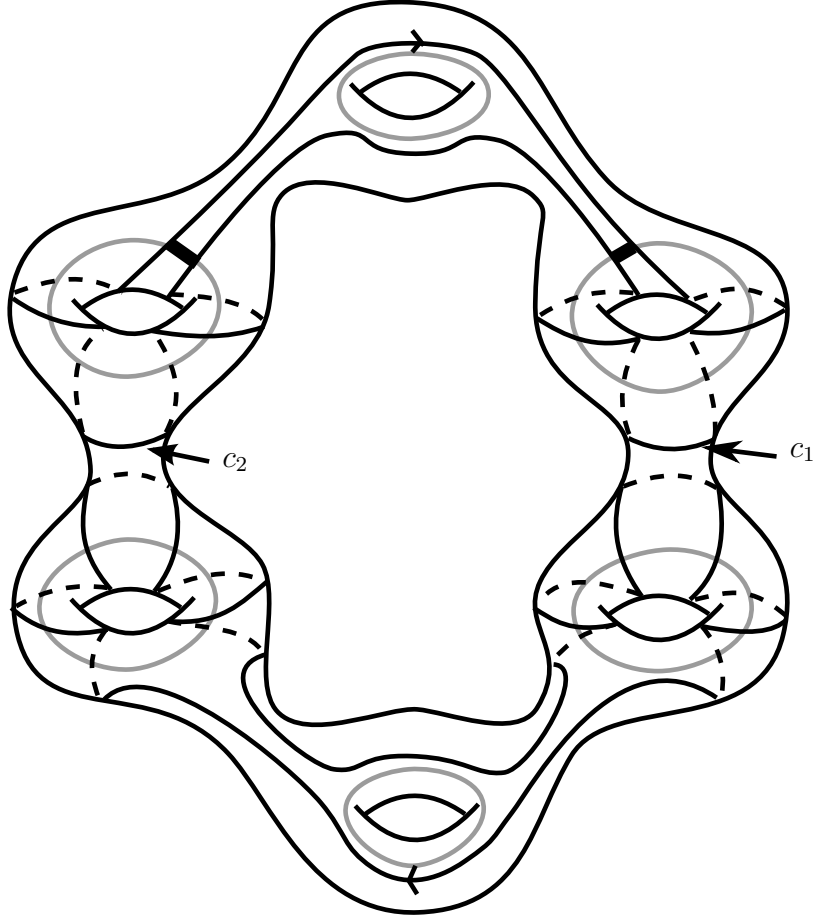
submulticurve $N(h+1)$, but that, alternatively, a geodesic segment could have been constructed by surgering along the arcs $\{c_j^{h+1}\}$ instead of some of the $\{a_j^{h+1}\}$ (call this set of arcs $\{b_j^{h+1}\}$) and possibly discarding a null homologous submulticurve $N(c, h+1)$. Whenever the set $\{c_j^{h+1}\}$ could not have been replaced by a smaller subset, the surgeries along $\{c_j^{h+1}\}$ will be called *alternative surgeries*.

As when constructing one parameter families coming from optional surgeries, it is necessary to rule out the possibility that an alternative surgery is incompatible with another surgery further along γ . The easiest way of understanding what is meant by “incompatible” in this context, is to try to construct a one parameter family, and see what conditions are needed to do this successfully.

For ease of construction, it will first be assumed that $\{b_j^{h+1}\}$ is all of $\{a_j^{h+1}\}$. To start off with, also consider an example such as Example 4, where for γ_h we have an alternative set of surgeries $\{c_j^{h+1}\}$. We would like to construct a one parameter family as follows: γ_i^1 coincides with γ_i for $i \leq h$. The multicurve γ_{h+1}^1 is obtained from γ_h by surgering along $\{c_j^{h+1}\}$ and possibly discarding a null homologous submulticurve $N(c, h+1)$. Unless $\{a_j^i\}$ is equivalent to $\{c_j^{h+1}\}$, for $h+1 < i$, γ_{i+1}^1 is obtained by surgering γ_i^1 along $\{a_j^i\}$. If $\{a_j^i\}$ for $h+1 < i$ is equivalent to $\{c_j^{h+1}\}$, denote this value of i by i^* , then γ^1 coincides with γ from $\gamma_{i^*+1}^1$ onwards. The next geodesic, γ^2 , in the one parameter family is constructed analogously, with the alternative set of surgeries of the form $\{v_j \circ c_j^{h+1} \circ w_j\}$, where possible. Similarly for γ^3 , etc.

To make this construction work, it is sufficient that the surgeries along the arcs $\{a_j^i\}$ for $h+1 \leq i \leq i^*$ are independent of those along $\{c_j^{h+1}\}$. As Example 6 illustrates, this is a stronger condition than is desirable to impose in general.

Example 6. *The curves m_1 and m_2 are drawn in Figure 7. The geodesic segment γ is constructed by unwinding the twists from top to bottom, starting with a surgery along the thick black arcs a_1^1 and a_2^1 in Figure 7. The geodesic segment γ^1 is constructed by first surgering along the arcs c_1 and c_2 shown in Figure 7, and then along $\{a_1^1, a_2^1\}$, $\{a_1^3, a_2^3\}$, $\{a_1^4, a_2^4\}$ etc. The surgery along $\{c_1, c_2\}$ is not independent of the surgery along $\{a_1^2, a_2^2\}$; the arcs have the same endpoints, but is intended to replace the surgery along $\{a_1^2, a_2^2\}$.*

FIGURE 7. The multicurve m_2 is shown in grey.

Going back to the previous problem of constructing one parameter families for alternative surgeries, the alternative surgeries along the arcs $\{c_j^{h+1}\}$ will be said to *replace* the surgeries along the arcs $\{a_j^{k+1}\}$ if the sets of arcs, $\{c_j^{h+1}\}$ and $\{a_j^{k+1}\}$, representing the surgeries can be chosen to have the same endpoints. If $\{c_j^{h+1}\}$ replaces the surgeries along the set of arcs $\{a_j^{k+1}\}$, let γ^1 be the geodesic segment that coincides with γ for vertices γ_i , with $i \leq h$, γ_{h+1}^1 is obtained from γ_h^1 by surgering along $\{c_j^{h+1}\}$, for $h+2 \leq i \leq k$, γ_{i+1}^1 is obtained from γ_i^1 by surgering along $\{a_j^i\}$, and for $k < i$, γ_{i+1}^1 is obtained from γ_i^1 by surgering along $\{a_j^{i+1}\}$. Further elements of the one parameter family, if any, are obtained similarly.

When for $h < k$, the surgeries along $\{c_j^{h+1}\}$ replace the surgeries along $\{a_j^{k+1}\}$, what conditions ensure that the alternative surgery determines a one parameter family? It is necessary and sufficient to assume that the surgeries along the arcs $\{a_j^i\}$ for $h+1 \leq i \leq i^*$ are independent of those along $\{c_j^{h+1}\}$, where $i^* = k$.

Now suppose the more general case; the set of arcs $\{c_j^{h+1}\}$ determine alternative surgeries to a subset $\{b_j^{h+1}\}$ of the arcs $\{a_j^{h+1}\}$. One possibility is that the arcs $\{a_j^{h+1}\} \setminus \{b_j^{h+1}\}$ determine optional surgeries. If so, a one parameter family is constructed as in the previous few paragraphs, with the added constraint that the arcs $\{a_j^{h+1}\} \setminus \{b_j^{h+1}\}$ determine optional surgeries on each of the geodesics in the one parameter family.

When the arcs $\{a_j^{h+1}\} \setminus \{b_j^{h+1}\}$ do not determine optional surgeries, construct γ^1 as follows, where possible: For $i \leq h$, γ_i^1 coincides with γ_i . The multicurve γ_{h+1}^1 is constructed by surgering γ_h^1 along $\{c_j^{h+1}\} \cup (\{a_j^{h+1}\} \setminus \{b_j^{h+1}\})$. The sets of arcs $\{c_j^{h+1}\}$ and $\{b_j^{h+1}\}$ are both necessarily on the same side of γ_h , because surgering γ_i along arcs that are not all on the same side of γ_i does not determine an edge of $\mathcal{C}(S, [\gamma_i])$. Now assume there is a smallest possible subset $\{d_j^{h+2}\}$ of $\{a_j^{h+2}\}$ such that surgering γ_{h+1}^1 along $\{d_j^{h+2}\} \cup \{b_j^{h+1}\}$ gives a multicurve γ_{h+2}^1 , where γ_{h+2}^1 and γ_{h+1}^1 are connected by an edge, and γ_{h+2}^1 is one unit closer to m_1 than γ_{h+1}^1 . The multicurve γ_{h+3}^1 is constructed similarly, etc. up to $\gamma_{i^*}^1$, where the homotopy classes with representatives $\{a_j^{i^*+1}\}$ have endpoints in common with the homotopy classes of arcs with representatives $\{c_j^{h+1}\}$.

To make this construction work, the arcs $\{d_j^{h+2}\}$ are necessarily on the same side of γ_{h+1}^1 as the arcs $\{a_j^{h+1}\}$ are on γ_h , from which it follows that all the arcs $\{a_j^{h+2}\}$ are on the same side of γ_{h+1} as the arcs $\{a_j^{h+1}\}$ are on γ_h . By induction, this is true up to and including $\{a_j^{i^*+1}\}$.

Arcs of $m_2 \cap (S \setminus \gamma_h)$ on the same side of γ_h and with at least one endpoint in common necessarily coincide. For this reason, the set of representatives of homotopy classes of arcs, $\{a_j^{i^*+1}\}$, can be chosen to have at least one arc in common with $\{c_j^{h+1}\}$. It can be assumed without loss of generality that the arcs $\{c_j^{h+1}\}$ are a subset of $\{a_j^{i^*+1}\}$,

because otherwise it will be seen in the next subsection that the resulting Jacobi fields can be obtained as linear combinations of Jacobi fields coming from one parameter families for which the arcs $\{c_j^{h+1}\}$ are a subset of $\{a_j^{i^*+1}\}$. For $i^* < i$, γ_i^1 therefore coincides with γ_i . Further elements in the one parameter family are also constructed inductively, as for the previous cases studied.

To make the previous construction work, we have already seen that the arcs $\{c_j^{h+1}\}$ necessarily represent surgeries that are actually performed on some γ_i ; the one parameter family just changes the order in which commuting surgeries are performed. Also, the arcs $\{a_j^{i+1}\}$ all have to be on the same side of their respective multicurves for $h \leq i \leq i^*$ and it must be possible to find arcs $\{d_j^{i+2}\}$ for $h \leq i \leq i^* - 1$. The existence of arcs $\{d_j^{i+2}\}$ is a strong assumption to make, for example, it rules out the possibility that $\{a_j^{h+2}\}$ consists of a single arc.

Null homologous submulticurves. Suppose γ_i has null homologous submulticurves N_1, N_2, \dots, N_m in the oriented isotopy class n . It can happen that discarding one of these submulticurves from γ_i decreases the homological distance from m_2 . When this happens, n will be called *nonperipheral* in γ_i , otherwise n is *peripheral* in γ_i . In Example 5, the multicurves γ_1 and γ_1^1 have peripheral null homologous submulticurves.

When the subsurface bounded by N_1 is disjoint from the subsurface bounded by $\gamma_{i+1} - \gamma_i$, discarding N_1 can be treated as an optional surgery. A one parameter family is obtained when, for some $i < k$, the null homologous submulticurve N_1 is discarded from γ_k . A second geodesic segment in the one parameter family is constructed by taking the most obvious continuation of discarding N_1 , namely discarding N_2 , etc.

Similarly, if n is nonperipheral, discarding N_1 is analogous to an alternative surgery. Discarding N_1 commutes with any set of surgeries along arcs whose endpoints are not on N_1 , and it is clear how to construct a one parameter family by changing the order of commutative operations. Otherwise, let γ be the path with all the N_i s discarded as soon as possible. The numbering of the $\{N_i\}$ is assumed to reflect the order in which the multicurves are discarded. Let γ^1 be a geodesic segment for which all the $\{N_i\}$ but N_1 are discarded, and let γ_{k+1}^1 be the first vertex of γ^1 that does not coincide with the corresponding vertex on γ . Let $\{c_j^k\}$ be the set of arcs along which γ_k^1 is surgered to

obtain γ_{k+1}^1 . The set $\{c_j^k\}$ is obtained by modifying $\{a_j^{k+1}\}$ as follows: if a_j^{k+1} is to the right of γ_k , whenever a_j^{k+1} intersects N_1 , replace a_j^{k+1} with the intersection of a_j^{k+1} with the subsurface of S to the right of N_1 . Since N_1 is null homologous, this is necessarily a set of horizontal arcs. If a_j^{k+1} does not intersect N_1 , leave it unchanged. When the arc a_j^{k+1} is to the left of γ_k , replace it with the intersection of a_j^{k+1} with the subsurface of S to the left of N_1 . Similarly, $\{c_j^{k+1}\}$ is obtained by modifying the set $\{a_j^{k+2}\}$ as follows: if a_j^{k+2} is to the right of γ_{k+1} , replace a_j^{k+2} by the set of arcs $a_j^{k+2} \cap (S \setminus \gamma_{k+1}^1)$ (we are assuming the standard choice of isotopy class) to the right of γ_{k+1}^1 , etc. The last vertex of γ^1 before m_2 , call it γ_l , is constructed by surgering along all arcs a_j^l that were not disjoint from γ_{l-1}^1 .

In the previous paragraph, it can be assumed that N_1 cuts S into subsurfaces, one of which is to the left of N_1 and one of which is to the right of N_1 . If N_1 were a set of nested, null homologous multicurves for which this is not true, discarding N_1 would not define an edge of $\mathcal{C}(S, \alpha)$.

The geodesic segment γ^2 is obtained similarly from γ^1 , by not discarding the null homologous multicurve N_2 , etc.

Restrictions of Jacobi fields. The *restriction* of a Jacobi field $J(a, \gamma)$ can be defined. This is done by constructing a one parameter family $\gamma, \gamma_r^1, \gamma_r^2, \dots$ contained within the one parameter family $\gamma, \gamma^1, \gamma^2, \dots$ to which $J(a, \gamma)$ is tangent. The vertices of the geodesic segments γ_r^i are all vertices on the geodesic segments $\gamma, \gamma^1, \gamma^2, \dots$. Taking a restriction of a Jacobi field is the same thing as multiplying by a scalar field $\phi \in \mathbb{Q}$, $0 \leq \phi \leq 1$ such that $\phi J(a, \gamma)$ determines a valid one parameter family.

Restrictions of Jacobi fields can interpolate between geodesic segments, at least one of which is constructed in a seemingly random way. Consider for example a path δ with m_1 and m_2 as in Example 4, where δ is constructed by surgering along arcs to the left or to the right in a random way. A restriction of the Jacobi field tangent to the one parameter family described in the example interpolates between γ and δ .

Remark 7. *The definitions of one parameter families are symmetric in m_1 and m_2 , but the directions of the Jacobi fields reverse when m_1 and m_2 are interchanged. To understand why this is so, note that surgering along a horizontal arc has an inverse. When m_1 and m_2 are interchanged, this has the effect of exchanging a surgery with its inverse. It follows that the same definition of one parameter family corresponding to the optional surgery s_a , when applied to $m_2, \gamma_j^n, \gamma_{j-1}^n, \dots, m_1$ in place of $m_2, \gamma_j, \gamma_{j-1}, \dots, m_1$, and s_a^{-1} in place of s_a , gives the same family. Exactly the same is true for Jacobi fields arising in other ways. The Figures 3 and 5 were drawn in such a way as to highlight this symmetry.*

3.3. Linear Combinations of Jacobi Fields. We would like to be able to describe all geodesics connecting m_1 and m_2 by taking linear combinations of Jacobi fields. However, it is necessary to make sure that the linear combination determines a valid set of deformations within one parameter families. There are constraints to check, and it is necessary to make sense of what it means to add Jacobi fields representing surgeries that are not independent.

The constraints are that edges can only connect disjoint multicurves, and an edge can only connect two multicurves whose difference is an embedded, consistently oriented subsurface of S .

To add two Jacobi fields with the same direction, whenever this gives another valid Jacobi field, we simply add the magnitudes and leave the direction unchanged.

The sum of two Jacobi fields $J(a, \gamma)$ and $J(b, \delta)$, where defined, should be thought of as a recipe for moving within two one parameter families. First, $J(a, \gamma)$ determines a deformation of the geodesic γ within a one parameter family to obtain a geodesic γ^k . When $\gamma^k = \delta$, the second Jacobi field gives a recipe for a further deformation within a one parameter family of γ^k .

Subtraction of a Jacobi field J is defined as the inverse of addition, i.e. a deformation within a one parameter family in the direction opposite to that determined by J .

Linear combinations of Jacobi fields do not necessarily represent Jacobi fields, because there may not be one parameter families to which the linear combination is tangent. It is necessary to consider noncommutative linear combinations in order to describe the entire space of

geodesic segments connecting two vertices. When two Jacobi fields along γ commute, for example, they have disjoint support, represent independent surgeries or are parallel, by abuse of notation their linear combination will be called a *linear combination of two Jacobi fields along γ* .

As an example of a linear combination, let $J(n_1, \gamma)$ and $J(n_2, \gamma)$ be Jacobi fields that arise from discarding non peripheral null homologous multicurves in the isotopy classes n_1 and n_2 , respectively. Suppose also γ_i is in the intersection of the support of $J(n_1, \gamma)$ and $J(n_2, \gamma)$, and the interior of a multicurve in the isotopy class $n_1 - n_2$ is disjoint from the interior of $\gamma_{i+1} - \gamma_i$. Then $J(n_1, \gamma)$ is a linear combination of $J(n_1 - n_2, \gamma)$ and $J(n_2, \gamma)$.

Definition 8 (The dimension of the space of Jacobi fields along a geodesic segment). *The dimension of the space of Jacobi fields along a geodesic segment γ is the smallest possible number of Jacobi fields along γ in a set \mathcal{J} , such that any Jacobi field along γ can be written as a linear combination of elements of \mathcal{J} .*

4. PROOF OF THEOREM 1

To start off with, it will be shown that the Jacobi fields determine the entire space of geodesic segments in some sense. After this, the dimension of the space of geodesics will be defined, and Theorem 1 proven.

Definition 9 (The subspace of geodesic segments spanned by a set \mathcal{J} of Jacobi fields). *Given two geodesic segments connecting m_1 and m_2 , call them δ and γ , δ will be said to be in the span of a set of Jacobi fields \mathcal{J} if it is possible to find a linear combination of Jacobi fields in \mathcal{J} , as defined in Subsection 3.3, that determines a deformation of γ into δ through one parameter families.*

Theorem 10. *Linear combinations of Jacobi fields and their restrictions span the space of geodesic segments connecting m_1 to m_2 .*

Proof. Let γ be the unique middle path in the family of geodesic segments connecting m_1 to m_2 , and let δ be the geodesic segment $m_1, \delta_1, \delta_2, \dots, m_2$. This theorem is proven by showing that there is a linear combination of Jacobi fields that determines $\gamma - \delta$.

It is clear that if δ is constructed by repeatedly surgering along arcs on the boundary of S_{min} and discarding the null homologous multicurves ∂S_{min} , there is a linear combination of Jacobi fields coming from alternative surgeries that represent the difference of the two geodesic segments. Similarly, whenever for each i , δ_{i+1} could be constructed by surgering along a set of arcs whose endpoints are all assigned the same value of the overlap function, as in Example 6; a surgery of this type is a surgery along the arcs on the boundary of S_{imin} or S_{imax} for some i . Also, the statement of the theorem is clear when it is possible to reduce to one of these previous cases by subtracting Jacobi fields representing optional surgeries or by adding/subtracting Jacobi fields that represent discarding null homologous submulticurves.

If an optional surgery s_a on δ_l does not define a one parameter family, for the following special case it will be explained how to find a linear combination of Jacobi fields that take δ to a geodesic for which s_a *does* determine a one parameter family. Suppose, for some $l < k$, $\{a_j^k\}$ can be chosen such that

- for each j the endpoints of the arcs have the same value f of the overlap function of $m_2 - m_1$, and
- f is the value of the overlap function on the endpoints of a .

This special case occurs, for example, when all surgeries except s_a are along arcs on the boundary of S_{imax} or S_{imin} . There is a Jacobi field J coming from an alternative surgery that replaces surgeries along the arcs $\{a_j^k\}$ with surgeries on δ_m , $k \leq m$, along arcs $\{c_j^{m+1}\}$ with the same end points as $\{a_j^k\}$, but on the other side of δ_m . Deforming in the direction of J , a geodesic segment is obtained along which s_a determines a one parameter family. Subtract the corresponding Jacobi field to obtain a geodesic segment with one fewer optional surgeries than δ .

Now if the previous special case does not occur, and s_a is the only optional surgery along δ , the remainder of this proof, applied to the geodesic segment connecting δ_{l+1} to m_2 , shows how to reduce to the special case from the previous paragraph. If there is more than one optional surgery, let s_a be the optional surgery performed on δ_l , where δ_l is the last multicurve representing a vertex of δ along which optional surgeries are performed. Whenever two or more optional surgeries are performed on δ_l , the corresponding arcs are necessarily on the same side of δ_l , so this is not a problem. Next the second last optional surgery is removed, etc.

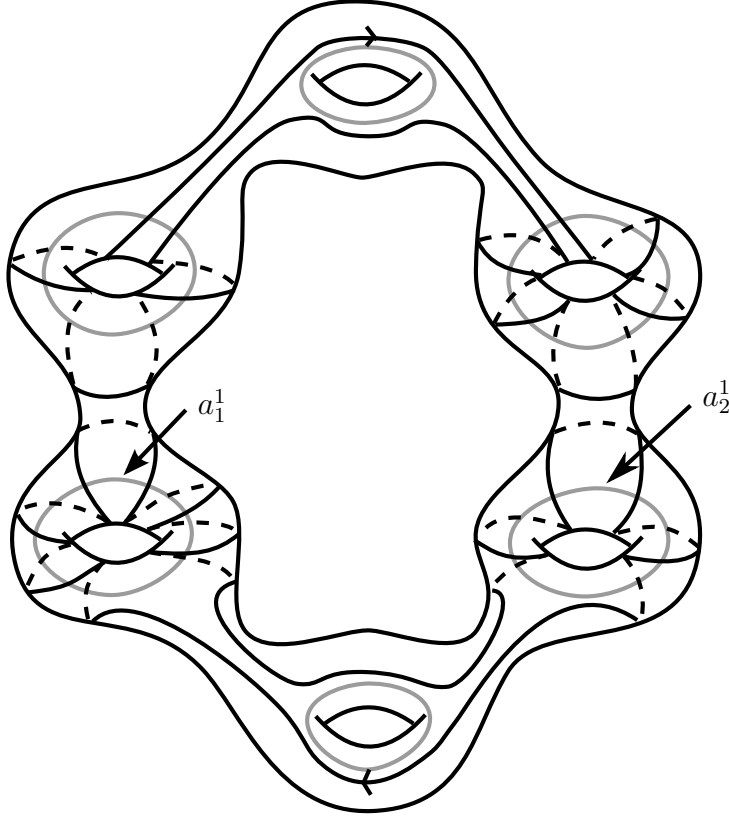


FIGURE 8. The multicurve m_2 is shown in grey.

Warning - in the previous paragraph, what we may not do is restrict to subsegments connecting, for example, δ_i and δ_j . The labels “optional surgery”, “alternative surgery”, etc. are not preserved when restricting to subsegments, because these labels refer to properties of the overlap function with m_2 .

The main difficulty in proving this theorem comes from examples such as that in Figure 8. Suppose δ_1 is constructed by surgering m_1 along the arcs $\{a_j^1\}$ to the right of m_1 . These arcs can not be chosen such that their endpoints have the same value of the overlap function, and none of the associated surgeries are optional. Call such sets of surgeries *diagonal*. Deforming geodesic segments with diagonal surgeries into a middle path is difficult because these surgeries can not be replaced by surgeries along S_{imax} or S_{imin} for any i , nor by subtracting Jacobi fields coming from optional surgeries.

The endpoints of the arcs $\{a_j^1\}$ necessarily separate S_{max} from S_{min} on both multicurves m_1 and m_2 . Otherwise surgering m_1 along the set $\{a_j^1\}$ could not give a vertex δ_1 with $\delta(\delta_1, m_2) < \delta(m_1, m_2)$. It follows that δ_1 is a union of two disjoint multicurves; δ_{1+} , which has arcs on the boundary of S_{max} , and δ_{1-} , which has arcs on the boundary of S_{min} . Further diagonal surgeries along arcs with endpoints on δ_{1+} or δ_{1-} (but not both) to obtain the multicurve δ_2 will also clearly preserve the decomposition, etc.

It is possible to keep performing diagonal surgeries to construct consecutive vertices along δ until a value of i , call it i^* , is reached such that no diagonal surgery on δ_{i^*} can be used to construct the next vertex along δ . This happens when the maximum of the overlap function has been brought so low that δ_{i^*-} has an arc on the boundary of S_{i^*max} and the minimum of the overlap function brought so high that δ_{i^*+} has an arc on the boundary of S_{i^*min} .

Since the surgeries on different multicurves commute, by moving δ through one parameter families to the geodesic segment η , it is possible to assume without loss of generality that the surgeries on the “−” multicurves were performed before those on the “+” multicurves. Similarly, if diagonal surgeries on δ are interspersed with other surgeries, η is chosen such that the diagonal surgeries were all performed first. Now since it is not possible to perform any more diagonal surgeries, it can be assumed with out loss of generality that for $i^* \leq i$, η_{i+1} is constructed by surgering η_i along the arcs on the boundary of S_{imin} .

Let η_k , $k \leq i^*$ be the first vertex of η at which we start surgering along the “+” multicurves. By construction, there is an arcs of $m_2 \cap (S \setminus \eta_{k+})$ on the boundary of S_{kmin} . The arcs of $m_2 \cap (S \setminus \delta_{k-})$ on the boundary of S_{kmin} represent optional surgeries and determine a one parameter family over η . Move η into this one parameter family to obtain η^1 . On η^1 , the surgeries along η_{k+} along arcs not on the boundary of S_{kmin} become optional surgeries that determine a one parameter family. Remove these optional surgeries by moving through the corresponding one parameter families to get a geodesic segment μ , where μ_{k+1} was constructed from μ_k by surgering along arcs on the boundary of S_{kmin} . Similarly for μ_{k+2} up to μ_{i^*} .

Now starting with μ_k , replace the surgeries along arcs of $m_2 \cap (S \setminus \mu_k)$ on the boundary of S_{kmin} with the surgeries along the arcs of $m_2 \cap (S \setminus \mu_k)$ on the boundary of S_{kmax} . Do the same with μ_{k+1}, μ_{k+2} etc.

until μ_j is reached, where μ_{j-} has an arc on the boundary of S_{jmax} . This is done by moving through one parameter families to get to the geodesic segment μ^1 . It can be assumed without loss of generality that a μ_j is reached before m_2 , because otherwise this same argument, only with $+$ and $-$, min and max, and left and right interchanged, would apply. Along μ^1 , the surgeries used to construct the first k multicurves commute with the surgeries used to construct the next $j - k$ multicurves, so again, moving through one parameter families, it is possible to exchange the order, to obtain a geodesic segment ν . Along ν , the same argument given before shows that it is possible to get rid of the diagonal surgeries by moving through one parameter families.

We have now covered all the different types of surgeries or ways of discarding null homologous multicurves that might be used to construct a geodesic path, and shown that there exist linear combinations of Jacobi fields that take vertices on all these geodesics to corresponding vertices on the middle path. \square

Definition 11 (Dimension of the space of geodesic segments). *The dimension of the space of geodesic segments in $\mathcal{C}(S, \alpha)$ connecting the vertices m_1 to m_2 is the largest possible dimension of the space of Jacobi fields along a geodesic segment.*

Definition 12 (Critical Level). *The index i is a critical level if γ_i is the first or last vertex in the support of a Jacobi field $J(a, \gamma)$, where $J(a, \gamma)$ is not the restriction of another Jacobi field.*

The index i could be a critical level if, for example, the vertex after γ_{i-1} could not have been constructed by surgering along a set of arcs of the form $\{v_j \circ b_j^{i-1} \circ w_j\}$, where b_j^{i-1} is homotopic to a_j^{i-1} , or when the number of arcs in the homotopy class with representative $v_j \circ a_j^{i-1} \circ w_j$ is not the same as the number of arcs in the homotopy class with representative a_j^{i-1} for some j .

Remark. There are two possible ways in which the dimension of the space of geodesic segments could have been defined. Firstly, in terms of the maximum possible number of Jacobi fields along a geodesic segment as in Definition 11, and secondly, in terms of the maximum number of Jacobi fields needed in a linear combination representing the difference of two geodesic segments. Analysing the proof of Theorem 10 carefully shows that, assuming Theorem 1, both are finite. This is because it is possible to move δ through a finite number of one parameter families to a geodesic segment ω for which the following is true: For all i , ω_{i+1}

is constructed from ω_i by the obvious continuation of the construction of ω_i from ω_{i-1} unless ω_i is a critical level. Then the deformations that take a vertex ω_{i+1} to its target vertex γ_{i+1} are the obvious continuations (i.e. deformations within the same one parameter family) of the deformations needed to take ω_i to its target vertex γ_i , unless a critical level is reached.

It follows from the remark that when geodesic segments with the same endpoints do not stay close, there will necessarily be some Jacobi field with large magnitude.

We now begin the proof of Theorem 1.

Proof. It is well known that the number of homotopy classes of arcs of $m_2 \cap (S \setminus m_1)$ is bounded. For example, in [5], Lemma 11, the sharp bound $-3\chi(S)$ was obtained. To see how the number of homotopy classes of horizontal arcs bounds the dimension of the space of Jacobi fields, first of all, surgeries along homotopic arcs are equivalent. If γ_i is surgered along a set of horizontal arcs $\{a_j^{i+1}\}$ containing the arc a , the multicurve γ_{i+1} is not obtained by also surgering along $v \circ a \circ w$ for arcs v, w of $m_2 \cap (S \setminus \gamma_i)$ because

- if a has both endpoints on a curve c in γ_i such that γ has more than one curve homotopic to c , then $\gamma_{i+1} - \gamma_i$ could not be the boundary of an embedded, oriented subsurface of S .
- if a has both endpoints on the null homologous curve $N(\{a_j^{i+1}\})$ discarded after surgering along $\{a_j^{i+1}\}$, since $N(\{a_j^{i+1}\})$ is discarded anyway, it does not make any difference to the path if we surger it along $v \circ a \circ w$ or not.
- in all other cases, surgering along $v \circ a \circ w$ would mean that γ_{i+1} intersects γ_i .

Local extrema of the overlap function can not ever be created as i increases; surgering along a horizontal arc of $m_2 \cap (S \setminus \gamma_i)$ to the right of γ_i decreases a local maximum along m_2 , and surgering γ_i along a horizontal arc to the left of γ_i increases a local minimum along m_2 . A saddle is a local extremum along m_2 , so for the same reason, the number of saddles can not increase either. However, not all saddles or local extrema determine independent surgeries, because many of them might have homotopic arcs on their boundaries. In Figure 9 is an example of how the number of *homotopy classes* of horizontal arcs can increase.

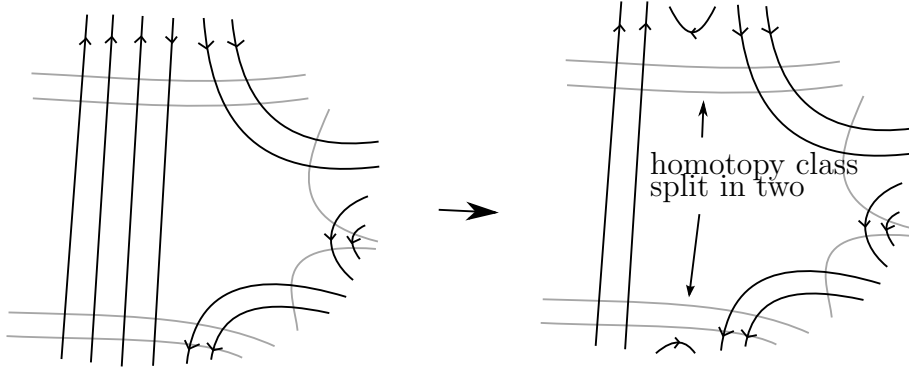


FIGURE 9. The multicurve m_2 is shown in grey, and m_1 in black. After surgering along a horizontal arc of $m_2 \cap (S \setminus m_1)$, the number of homotopy classes of horizontal arcs increases.

Splitting and Killing homotopy classes. For a given arc a in the set $\{a_j^1\}$, suppose $v_1 \circ a \circ w_1$ is an arc in the set $\{a_j^2\}$, and $v_2 \circ v_1 \circ a \circ w_1 \circ w_2$ an arc in $\{a_j^3\}$, etc. For large enough n , one or both of the following two things will happen: there are two or more homotopy classes of arcs $v'_n \circ \dots \circ a \circ w_1 \circ \dots \circ w_n$ and $v''_n \circ \dots \circ a \circ w_1 \circ \dots \circ w_n$ or $v_n \circ \dots \circ a \circ w_1 \circ \dots \circ w'_n$ and $v_n \circ \dots \circ a \circ w_1 \circ \dots \circ w''_n$; this will be called *splitting* the homotopy class a . The other possibility is that $v_n \circ \dots \circ a \circ w_1 \circ \dots \circ w_n$ is a vertical arc, but $v_{n-1} \circ \dots \circ a \circ w_1 \circ \dots \circ w_{n-1}$ was not. This will be called *killing* the homotopy class $v_{n-1} \circ \dots \circ a \circ w_1 \circ \dots \circ w_{n-1}$. A homotopy class is killed when one, but not both, of v_n or w_n is a horizontal arc.

Given that the number of homotopy classes of arcs is bounded from above by $-3\chi(S)$, the number of critical levels that arise from splitting a given homotopy class is clearly bounded by $-3\chi(S)$. So a is split into fewer than $-3\chi(S)$ homotopy classes, many of which will eventually be killed. Once a homotopy class of horizontal arcs has been killed, the resulting homotopy classes of vertical arcs can become v_i s and w_i s for another horizontal arc, and the hexagons, octagons etc. that split a into homotopy classes, can cause another homotopy class of arcs to be split.

The geometrical significance of killing off a homotopy class of arcs is that all the local maxima or minima of the overlap function on m_2 corresponding to that homotopy class have been levelled off. Let k be the number of homotopy classes a homotopy class of horizontal arcs of $m_2 \cap (S \setminus m_1)$ with representative a is eventually split up into before

the arcs are all killed off. Since surgering the multicurve γ_i along horizontal arcs of m_2 can not create local extrema of the overlap function along m_2 , and up to homotopy, there were no more than $-3\chi(S)$ arcs of $m_2 \cap (S \setminus m_1)$ representing local extrema on m_2 , it follows that the k splits do not need to be counted more than $-3\chi(S)$ times.

This gives a bound of $9\chi(S)^2$ for the number of Jacobi fields along γ coming from optional surgeries. Some of these optional surgeries, when grouped together, might determine Jacobi fields coming from alternative surgeries. Also, a given homotopy class of horizontal arcs might determine a surgery that is performed as a component of more than one alternative surgery.

There can be no more than $-\chi(S) - 1$ Jacobi fields from alternative surgeries with support on γ_1 . This comes from the observation used in the proof of Theorem 10, that an alternative surgery determines a null homologous multicurve (∂S_+) that partitions γ_1 into two multicurves. For surgeries along arcs on the boundary of S_{max} or S_{min} , ∂S_+ could be contractible, giving a trivial partition. Jacobi fields coming from alternative surgeries could arise from a splitting or killing of a homotopy class, or when a local extremum makes it necessary to change the number of arcs to be surgered along. This gives an upper bound of $18\chi(S)^2$ Jacobi fields coming from alternative surgeries. An upper bound on the number of isotopy classes of null homologous submulticurves giving linearly independent Jacobi fields is half the number of Jacobi fields coming from alternative surgeries. In total, this gives a bound of $36\chi(S)^2$.

□

Remark. The bound in the previous proof is clearly not sharp. However, to get a considerably better bound, it would seem that a much more detailed argument would be needed; the details of which are more tedious than illuminating.

5. SUBLEVEL PROJECTIONS

Subsurface projections were defined in [8] in order to be able to break the curve complex down into simpler pieces, thought of as curve or arc complexes of subsurfaces. The nested structure arising from the subsurface projections were used to describe families of quasigeodesics called hierarchy paths, and to show how these families of quasigeodesics are

controlled by the subsurface projections of their endpoints.

In this section, the notion of sublevel projections are defined, so-named because there are some very strong parallels with subsurface projections. Informally, critical levels are used to partition a geodesic into subintervals that are as rigid as possible and behave almost independently of each other.

Let $m_1, \gamma_1, \dots, m_2$ be the middle path connecting m_1 and m_2 . Given two integers $l_1 < l_2$ in the range of the overlap function of $m_2 - m_1$, the *sublevel projection* of m_1 and m_2 between the levels l_1 and l_2 , $\Pi_{l_1}^{l_2}(m_1, m_2)$, is the pair of homologous multicurves $(\gamma_{l_1+1}, \gamma_{l_2})$.

The sublevel projection of m_1 and m_2 between the levels l_1 and l_2 is similar to a subsurface projection to $S_{l_1+1 \leq f \leq l_2}$, in the sense that γ_{l_1} and γ_{l_2} represent vertices as close as possible to m_1 and m_2 , respectively, given that they only intersect within the subsurface $S_{l_1+1 \leq f \leq l_2}$. It follows from Theorem 9 in [5] that this definition is symmetric in m_1 and m_2 .

Distance Formula. Consider the finite number of sublevel projections of the form $\Pi_i := \Pi_{l_i}^{l_{i+1}}(m_1, m_2)$, where l_i and l_{i+1} are critical levels. Any collection of surgeries performed on the multicurve γ_i to construct a multicurve γ_{i+1} with $d(\gamma_{i+1}, \gamma_n) = d(\gamma_i, \gamma_n) - 1$ necessarily decreases the distance between γ_i and γ_n in one of the sublevel projections Π_i . A distance formula analogous to the distance formula from [8], with a uniform bound on the number of sublevel projections follows immediately from the construction and Corollary 3. In this way, families of tight paths in $\mathcal{C}(S, \alpha)$ are even more rigidly controlled by the sublevel projections of their endpoints than is the case in the marking graph for hierarchy paths under subsurface projections, [8].

REFERENCES

- [1] A. Hatcher and D. Margalit. Generating the Torelli Group. *l'Enseignement Math.*, 58:165–188, 2012.
- [2] M. Bestvina, K. Bux, and D. Margalit. The dimension of the Torelli group. *J. Amer. Math. Soc.*, 23:61–105, 2010.
- [3] B. Bowditch. Tight geodesics in the curve complex. *Invent. math.*, 171:281–300, 2008.
- [4] A. Hatcher. The cyclic cycle complex of a surface, 2008.
- [5] I. Irmer. A curve complex and surfaces in $S \times I$. *Journal of Topology and Analysis*, 2012.

- [6] I. Irmer. The Chillingworth class is a signed stable length. arXiv:1310.2537, 2013.
- [7] H. Masur and Y. Minsky. Geometry of the complex of curves I: Hyperbolicity. *Invent. Math.*, 138:103–149, 1999.
- [8] H. Masur and Y. Minsky. Geometry of the complex of curves II: Hierarchical Structure. *Geometric and Functional Analysis*, 10, 2000.
- [9] A. Putman. Cutting and Pasting in the Torelli group. *Geometry and Topology*, 11:829–865, 2007.

DEPARTMENT OF MATHEMATICS, FLORIDA STATE UNIVERSITY, 208 LOVE
BUILDING, 1017 ACADEMIC WAY, TALLAHASSEE, FL 32306-4510
E-mail address: iirmer@math.fsu.edu