

Green's formula and singularity at a triple contact line. Example of finite-displacement solution

Juan Olives

*CINaM-CNRS Aix-Marseille Université, Campus de Luminy, case 913, 13288 Marseille
cedex 9, France*

Abstract

The various equations at the surfaces and triple contact lines of a deformable body are obtained from a variational condition, by applying Green's formula in the whole space and on the Riemannian surfaces. The surface equations are similar to the Cauchy's equations for the volume, but involve a special definition of the 'divergence' (tensorial product of the covariant derivatives on the surface and the whole space). The normal component of the divergence equation generalizes the Laplace's equation for a fluid–fluid interface. Assuming that Green's formula remains valid at the contact line (despite the singularity), two equations are obtained at this line. The first one expresses that the fluid–fluid surface tension is equilibrated by the two surface stresses (and not by the volume stresses of the body) and suggests a finite displacement at this line (contrary to the infinite-displacement solution of classical elasticity, in which the surface properties are not taken into account). The second equation represents a strong modification of Young's capillary equation. The validity of Green's formula and the existence of a finite-displacement solution are justified with an explicit example of finite-displacement solution in the simple case of a half-space elastic solid bounded by a plane. The solution satisfies the contact line equations and its elastic energy is finite (whereas it is infinite for the classical elastic solution). The strain tensor components generally have different limits when approaching the contact line under different directions. Although Green's formula cannot be directly applied, because the stress tensor components do not belong to the Sobolev space $H^1(V)$, it is shown that this formula remains valid. As a

Email address: olives@cinam.univ-mrs.fr (Juan Olives)

Preprint submitted to International Journal of Solids and Structures January 13, 2022

consequence, there is no contribution of the volume stresses at the contact line. The validity of Green's formula plays a central role in the theory.

Keywords: Surface and contact line equations, Elasticity, Green's formula, Singularities

1. Introduction

Surface properties of deformable bodies have been continually studied since the early work of Gibbs (1878) until recent mechanical or thermodynamic studies, e.g. Gurtin et al. (1998), Simha and Bhattacharya (2000), Rusanov (2005), Steinmann (2008) and Olives (2010a). They have many applications, e.g. in adhesion, coating and nanosciences (since small and thin objects are deformable and have a high surface/volume ratio). A previous paper (Olives, 2010a) was devoted to the physical basis of the theory: application of the equilibrium criterion of Gibbs; introduction of the new concept of 'ideal transformation', i.e., the homogeneous extrapolation of the deformation, in the interface film, up to the dividing surface; determination of the thermodynamic variables of state of a surface; definition of the surface stress tensor; surface and line equations. Moreover, for an elastic solid, it is known that classical elasticity predicts a singularity with an infinite displacement (and an infinite elastic energy) at a solid–fluid–fluid triple contact line, owing to the fluid–fluid surface tension which is a force concentrated on this line (Shanahan and de Gennes, 1986; Shanahan, 1986). Although some authors tried to overcome this problem, by introducing some fluid–fluid interface thickness (Lester, 1961; Rusanov, 1975), some cut-off radius near the contact line (Shanahan and de Gennes, 1986; Shanahan, 1986) or some new elastic force at this line (Madasu and Cairncross, 2004), this situation makes very difficult to write any equilibrium equation at the contact line.

The present paper concerns the mathematical foundation of the theory. A sketch of the proof of the surface and contact line equations is presented (no proof was given in the previous physical paper Olives (2010a)), which shows (i) the importance of the validity of Green's formula at the contact line (despite the singularity) and (ii) owing to the surface properties, the probable existence of a finite-displacement solution (consequence of the line equations, based themselves on the assumption of the validity of Green's formula). These two points are justified with an explicit example of finite-displacement solution, in the simple case of a half-space solid, bounded by

a plane, and subjected to a normal force concentrated on a straight line of its surface. This solution also shows that the elastic energy is finite and that Green's formula remains valid at the contact line.

2. Surface and contact line equations

For a general deformable body b in contact with various immiscible fluids f, f', \dots (with no mass exchange between the body and the fluids), the mechanical equilibrium condition relative to the body, including its body–fluid surfaces (bf, bf', \dots) and its body–fluid–fluid triple contact lines (bff', \dots), may be written as

$$\begin{aligned} & \int_b \pi : \delta e \, dv_0 - \int_b \rho \bar{g} \cdot \delta x \, dv \\ & - \sum_{bf} \int_{bf} p n \cdot \delta x \, da - \sum_{bf} \int_{bf} \rho_s \bar{g} \cdot \delta x \, da + \sum_{bf} \int_{bf} \pi_s : \delta e_s \, da_0 \\ & - \sum_{bff'} \int_{bff'} \gamma_{ff'} \nu_{ff'} \cdot \delta X \, dl + \sum_{bff'} \int_{bff'} (\gamma_{0,bf} - \gamma_{0,bf'}) \delta X_0 \, dl_0 = 0 \quad (1) \end{aligned}$$

(: means double contraction; see Olives (2010a) for the physical basis of the theory), in which δ is an arbitrary variation such that, on the closed surface Σ which bounds the system, the points of the body and the points of the body–fluid–fluid lines remain fixed. In this expression, π is the Piola–Kirchhoff stress tensor (i.e., the Lagrangian form, relative to a reference state of the body) at equilibrium, e the Green–Lagrange strain tensor (also relative to this reference state), dv and dv_0 are respectively the volume measures in the present state and in the reference state, ρ is the mass per unit volume, \bar{g} the (constant) gravity vector field, δx the displacement of a point of the body, p the fluid pressure, n the unit vector normal to the bf surface, oriented from f to b , da and da_0 are respectively the area measures in the present state and in the reference state, ρ_s is the mass per unit area (excess on the dividing surface S_{bf} defined by the condition: no excess of mass of the constituent of the body), π_s the (Lagrangian) surface stress tensor at equilibrium, defined in Olives (2010a), e_s the (Lagrangian) surface strain tensor, defined in Appendix A, $\gamma_{ff'}$ the fluid–fluid surface tension, $\nu_{ff'}$ the unit vector normal to the bff' line, tangent to the ff' surface, and oriented from the line to the interior of ff' , δX the (vector) displacement of the bff' line, perpendicular to the line (in the present state), dl and dl_0 are respectively the length measures in the

present state and in the reference state, γ_0 is the surface grand potential (excess on the dividing surface), per unit area in the reference state, and δX_0 the (scalar) displacement of the bff' line, measured in the reference state, perpendicular to that line in the reference state, and positively considered from bf to bf' (see also Fig. 2, below).

This variational equilibrium condition leads to various equations at the surfaces and the triple contact lines of the body. Since the preceding paper (Olives, 2010a) was devoted to the physical aspects of the theory, these equations were only written without proof. In this section, a sketch of this proof is presented, which shows the importance of the validity of Green's formula to obtain the contact line equations (despite the line singularity). These equations then suggest the existence of a finite-displacement solution.

In order to only have quantities or variables (such as points, forces, etc.) which refer to the present equilibrium state in these equations, we first need to transform all the Lagrangian terms in (1) (i.e., those related to the 'undeformed' reference state) into Eulerian forms (i.e., related to the deformed present state). It is well known that the Eulerian forms of the above (volume) stress and strain tensors, π and δe , are the Cauchy stress tensor σ and the infinitesimal strain tensor $\delta\varepsilon$ defined below in the next paragraph (see e.g. Mandel (1966), tome I, annexe II). Note that e measures the strain between the 'undeformed' reference state and the deformed present state, so that its components e_{ij} may have arbitrary values, since large strains may occur in highly deformable bodies (even when subjected to capillary forces or surface stresses). Note also that $\delta\varepsilon$, which measures the infinitesimal strain between the present state and its varied state (i.e., after the variation δ), is not the variation of some strain tensor, but it is related to the variation δe of the Lagrangian tensor e by

$$\delta e = \Phi_0^* \cdot \delta\varepsilon \cdot \Phi_0,$$

where Φ_0 is the deformation gradient between the reference state and the present state and Φ_0^* its adjoint. Classically, the work of deformation of a volume element (first term of (1)) may be written in the Eulerian form

$$\pi : \delta e \, dv_0 = \sigma : \delta\varepsilon \, dv \tag{2}$$

(see Mandel (1966), *ibid.*), i.e., with arbitrary Cartesian coordinates in the three-dimensional space E

$$\pi^{ij} \delta e_{ij} \, dv_0 = \sigma^{ij} \delta\varepsilon_{ij} \, dv,$$

where Latin indices i, j, k, \dots belong to $\{1, 2, 3\}$ and summation is performed over repeated indices. In a similar way, these concepts are extended to the surfaces in Appendix A, where the Lagrangian surface strain tensor e_s , the Eulerian infinitesimal surface strain tensor $\delta\varepsilon_s$ and the Eulerian surface stress tensor σ_s are defined. The work of deformation of a surface element (fifth term of (1)) may then be written in the Eulerian form (A.12).

Let us first consider the simple case of a bounding surface Σ which only encloses one fluid f and the body b . The equilibrium condition (1) may then be written as

$$\begin{aligned} & \int_V \sigma : \delta\varepsilon \, dv - \int_V \rho \bar{g} \cdot w \, dv \\ & - \int_S p n \cdot w \, da - \int_S \rho_s \bar{g} \cdot w \, da + \int_S \sigma_s : \delta\varepsilon_s \, da = 0, \end{aligned}$$

where $w = \delta x$, V is the bounded open set of E occupied by the part of the body enclosed in Σ , and S the bounded part of S_{bf} enclosed in Σ . Since $\delta\varepsilon = \frac{1}{2}((Dw)^* + Dw)$ and

$$\begin{aligned} \int_V \text{tr}(\sigma \cdot \delta\varepsilon) \, dv &= \int_V \text{tr}\left(\frac{\sigma^* + \sigma}{2} \cdot Dw\right) \, dv \\ &= \int_V \text{tr}(\sigma^* \cdot Dw) \, dv + \int_V \text{tr}\left(\frac{\sigma - \sigma^*}{2} \cdot Dw\right) \, dv, \end{aligned}$$

by application of Green's formula (with $w = 0$ on Σ)

$$\begin{aligned} \int_V \text{tr}(\sigma^* \cdot Dw) \, dv &= - \int_V \text{div}(\sigma^*) \cdot w \, dv - \int_S (\sigma^* \cdot w) \cdot n \, da \\ &= - \int_V \text{div}(\sigma^*) \cdot w \, dv - \int_S (\sigma \cdot n) \cdot w \, da \quad (3) \end{aligned}$$

(if the components of σ and w belong to $C^1(\bar{V})$; e.g. Allaire (2007), Sec. 3.2.1), this leads to the classical Cauchy's equations for the body

$$\text{div} \bar{\sigma} + \rho \bar{g} = 0 \quad (4)$$

$$\sigma^* = \sigma, \quad (5)$$

where $\text{div} \bar{\sigma}$ is the vector associated to the linear form $\text{div}(\sigma^*)$, and the remaining condition for the surface

$$- \int_S (\sigma \cdot n) \cdot w \, da - \int_S p n \cdot w \, da - \int_S \rho_s \bar{g} \cdot w \, da + \int_S \sigma_s : \delta\varepsilon_s \, da = 0, \quad (6)$$

for any variation such that $w = 0$ on the closed curve $\Gamma = S_{\text{bf}} \cap \Sigma$ which bounds S . Note that, if volume moments $\bar{M} dv$ were present, the new term $-\int_V \frac{1}{2} \text{tr}(M^* \cdot Dw) dv^1$ would appear in the equilibrium condition, and (5) would become $\sigma - \sigma^* + M = 0$.

By applying Green's formula on the Riemannian manifold S (Courrège, 1966) to the last term of the equilibrium condition, we then obtain

$$\begin{aligned} & - \int_S (\sigma \cdot n) \cdot w da - \int_S p n \cdot w da - \int_S \rho_s \bar{g} \cdot w da \\ & - \int_S \text{div}(\tilde{\sigma}_s^*) \cdot w da + \int_S \text{tr}\left(\frac{\sigma_s - \sigma_s^*}{2} \cdot \iota^* \cdot \psi\right) da = 0 \end{aligned} \quad (7)$$

(see notations in Appendix A), where $\tilde{\sigma}_s = \iota \cdot \sigma_s$ and the special divergence of $\tilde{\sigma}_s^*$ is based on the tensorial product of the covariant derivative on $T(S_{\text{bf}})$ and the usual derivative on $S_{\text{bf}} \times E^*$ (see Appendix B). This leads to the following equations for the surface

$$\text{div} \bar{\sigma}_s + \rho_s \bar{g} + \sigma \cdot n + p n = 0 \quad (8)$$

$$\sigma_s^* = \sigma_s, \quad (9)$$

where $\text{div} \bar{\sigma}_s$ is the vector associated to the linear form $\text{div}(\tilde{\sigma}_s^*)$, i.e., according to (B.4),

$$\begin{aligned} & \partial_\beta (\sigma_s^{\alpha\beta} \partial_\alpha x^i) + \Gamma_{\beta\gamma}^\beta \sigma_s^{\alpha\gamma} \partial_\alpha x^i + \rho_s \bar{g}^i + \sigma^{ij} n_j + p n^i = 0 \\ & \sigma_s^{\beta\alpha} = \sigma_s^{\alpha\beta} \end{aligned} \quad (10)$$

(in the two last equations, σ_s and σ as contravariant tensors, by raising the covariant index to the second place). Note the similarity of these equations with the classical Cauchy's ones (4) and (5) for the volume. Note also that (9) might be different if surface moments were present (as for the volume stress: see the comment after (6)). The above Eq. (8) has a tangential component

$$\text{div} \sigma_s + \rho_s \bar{g}_t + (\sigma \cdot n)_t = 0 \quad (11)$$

($\text{div} \sigma_s$ being the usual surface divergence; the subscript t indicates the vector component tangent to S_{bf}) and a normal component

$$l_n : \sigma_s + \rho_s \bar{g}_n + \sigma_{nn} + p = 0, \quad (12)$$

¹ M is the endomorphism defined by $(M \cdot x) \cdot y = [\bar{M}, x, y]$, for any vectors x and $y \in E$; it satisfies $M^* = -M$.

where $l_n = l \cdot n$ ($l_{n,\alpha\beta} = l_{\alpha\beta}^i n_i$; l is the second vectorial fundamental form on S_{bf}), $\bar{g}_n = \bar{g} \cdot n$ and $\sigma_{nn} = (\sigma \cdot n) \cdot n$ (see Appendix B). At any point $x \in S_{\text{bf}}$, the eigenvalues of l_n (as endomorphism) are the principal curvatures, $\frac{1}{R_1}$ and $\frac{1}{R_2}$, of S_{bf} (Dieudonné (1971), (20.14.2); a curvature being positive when its centre is on the side of n). Note that, if σ_s is isotropic, i.e., $\sigma_s = \hat{\sigma}_s I$ (eigenvalue $\hat{\sigma}_s$ and I the identity), then $\text{div } \sigma_s = \text{grad } \hat{\sigma}_s$ and $l_n : \sigma_s = \hat{\sigma}_s \text{tr}(l_n) = \hat{\sigma}_s (\frac{1}{R_1} + \frac{1}{R_2})$. In particular, if the deformable body b is a fluid, the application of the general thermodynamic equations (26), (27) and (29) of Olives (2010a) and (19) of Olives (2010b), and their comparison with the classical fluid–fluid equations (see (1), (12) in Olives (2010a)), leads to $\sigma_s = \gamma I$, thus $\hat{\sigma}_s = \gamma$. This is also a consequence of (12) of Olives (2010b), since γ (for a fluid–fluid surface) does not depend on the surface strain ε_s . In this particular case, the above Eq. (12) leads to the classical Laplace’s equation for a fluid–fluid interface and (11) to the classical hydrostatic equilibrium for the surface tension, $d\gamma = \rho_s g dz$ (Gibbs, 1878) (g is the norm of \bar{g} and z the height). The above Eqs. (11) and (12) are then a generalization of these classical equations.

Similar surface equations were obtained for elastic solids from a balance of momentum or equilibrium of forces (Moeckel, 1975; Gurtin and Murdoch, 1975; Simha and Bhattacharya, 2000; Javili and Steinmann, 2010), a virtual power method (Daher and Maugin, 1986), a thermodynamic approach (Alexander and Johnson, 1985; Leo and Sekerka, 1989), or an energy minimization (Gurtin et al., 1998; Steinmann, 2008). In these works, the existence of a surface stress tensor was often assumed, deduced from a given surface traction field (Gurtin and Murdoch, 1975), or defined for elastic solids from a given set of thermodynamic or mechanical variables of state of the surface (Alexander and Johnson, 1985; Leo and Sekerka, 1989; Gurtin et al., 1998; Steinmann, 2008). Note that our thermodynamic method (Olives, 2010a), valid for any deformable body (such as a viscoelastic solid, a viscous fluid or any other one) and based on the general equilibrium criterion of Gibbs, leads to the determination of the ‘local’ thermodynamic variables of state of the surface, the definition of the surface stress tensor and the above equations. Note also that the divergence term in (8) is here defined as a true divergence with respect to a special covariant derivative, i.e. the tensorial product of the covariant derivatives on the surface and the whole space (in previous works, this term was only defined by means of its scalar product with a constant vector).

Let us now apply the equilibrium condition (1) with a bounding surface Σ which encloses two fluids, f and f' , and the body b , in contact. V denotes

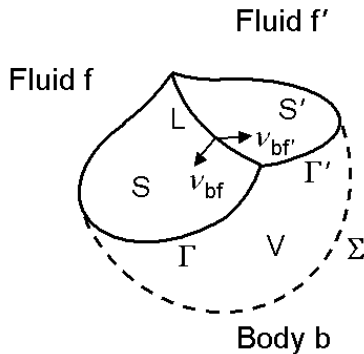


Figure 1: The bounding surface Σ encloses the parts V , S , S' and L of, respectively, the body b , the surface b_f , the surface $b_{f'}$ and the triple contact line bff' (the part of Σ in contact with the fluids and the surface ff' are not represented).

the bounded open set of E occupied by the part of the body enclosed in Σ , S the bounded part of S_{b_f} enclosed in Σ , S' the bounded part of $S_{b_{f'}}$ enclosed in Σ , and L the part of the bff' triple contact line enclosed in Σ (Fig. 1). We follow the same method as above, but Green's formula (3) cannot be directly applied on V (S being here replaced with $S \cup S'$), owing to the singularity at the contact line. If b is a deformable solid subjected to a force concentrated on a line of its surface (here, the fluid–fluid surface tension $\gamma_{ff'}$ applied on the contact line), then classical elasticity predicts a singularity with an infinite displacement at this line, together with an infinite value of the elastic energy (Shanahan and de Gennes, 1986; Shanahan, 1986). Nevertheless, we shall see, in this paper, that the introduction of the surface properties leads to a solution with a finite displacement at the contact line and a finite value of the elastic energy. In the example of finite-displacement solution presented in the next section, the singularity at the contact line involves components of σ which do not belong to $H^1(V)$. Although Green's formula cannot be directly applied in this case (we would need that components of both σ and w belong to $H^1(V)$; e.g. Allaire (2007), Sec. 4.3.3), we show in Sec. 3.6 that this formula remains valid. We may thus assume that Green's formula is valid and, following the above method, the remaining condition for the surfaces

and the line becomes (with the help of (4) and (5))

$$\begin{aligned}
& - \int_{\text{SUS}'} (\sigma \cdot n) \cdot w \, da - \int_{\text{SUS}'} p n \cdot w \, da - \int_{\text{SUS}'} \rho_s \bar{g} \cdot w \, da \\
& + \int_{\text{SUS}'} \sigma_s : \delta \varepsilon_s \, da - \int_{\text{L}} \gamma_{\text{ff}'} \nu_{\text{ff}'} \cdot \delta X \, dl + \int_{\text{L}_0} (\gamma_{0,\text{bf}} - \gamma_{0,\text{bf}'}) \delta X_0 \, dl_0 = 0
\end{aligned}$$

(L_0 is the position of L in the reference state), for any variation such that $w = 0$ on the curves $\Gamma = \text{S}_{\text{bf}} \cap \Sigma$ and $\Gamma' = \text{S}_{\text{bf}'} \cap \Sigma$ which bound $\text{S} \cup \text{S}'$, and the two points of L which belong to Σ remain fixed. Note that there is no singularity at L_0 in the reference state of the body (which is, e.g., a state of the body before its contact with the fluids f and f'). The application of (B.1) and Green's formula (B.6) to the two terms $\int_{\text{S}} \sigma_s : \delta \varepsilon_s \, da + \int_{\text{S}'} \sigma_s : \delta \varepsilon_s \, da$ leads to the two new terms $-\int_{\text{L}} (\sigma_{\text{s,bf}} \cdot \nu_{\text{bf}}) \cdot w_{\text{bf}} \, dl - \int_{\text{L}} (\sigma_{\text{s,bf}'} \cdot \nu_{\text{bf}'}) \cdot w_{\text{bf}'} \, dl$ (subscripts bf and bf' respectively denote the sides of $\text{S} = \text{bf}$ and $\text{S}' = \text{bf}'$; thus, ν_{bf} is the unit vector tangent to S_{bf} , normal to L and directed to the inside of S_{bf} ; similarly, for $\nu_{\text{bf}'}$ with respect to $\text{S}_{\text{bf}'}$; see Fig. 1; $w = 0$ on Γ and Γ' , but not on the bf and bf' sides of L) and then, with the help of (8) and (9) on S and S' , to the remaining line condition

$$\begin{aligned}
& - \int_{\text{L}} (\sigma_{\text{s,bf}} \cdot \nu_{\text{bf}}) \cdot w_{\text{bf}} \, dl - \int_{\text{L}} (\sigma_{\text{s,bf}'} \cdot \nu_{\text{bf}'}) \cdot w_{\text{bf}'} \, dl \\
& - \int_{\text{L}} \gamma_{\text{ff}'} \nu_{\text{ff}'} \cdot \delta X \, dl + \int_{\text{L}_0} (\gamma_{0,\text{bf}} - \gamma_{0,\text{bf}'}) \delta X_0 \, dl_0 = 0,
\end{aligned}$$

for any variation such that the two points of L which belong to Σ remain fixed (both in the space and with respect to the body b). Since the displacement δX of the contact line in the space is due to both the displacement of the corresponding material points of the body (w_{bf} and $w_{\text{bf}'}$ on the bf and bf' sides, respectively) and the displacement of the line with respect to the body ($\delta X_{\text{bf}} = \phi_{0,\text{bf}} \cdot \delta X_0$ and $\delta X_{\text{bf}'} = \phi_{0,\text{bf}'} \cdot \delta X_0$ on the bf and bf' sides, respectively; here, δX and δX_0 are considered as vectors, not necessarily normal to L and L_0 , respectively; ϕ_0 defined in Appendix A), i.e., $\delta X = w_{\text{bf}} + \delta X_{\text{bf}} = w_{\text{bf}'} + \delta X_{\text{bf}'}$ (see Fig. 2), this condition becomes

$$\begin{aligned}
& - \int_{\text{L}} (\sigma_{\text{s,bf}} \cdot \nu_{\text{bf}} + \sigma_{\text{s,bf}'} \cdot \nu_{\text{bf}'} + \gamma_{\text{ff}'} \nu_{\text{ff}'} \cdot \delta X \, dl \\
& + \int_{\text{L}} ((\sigma_{\text{s,bf}} \cdot \nu_{\text{bf}}) \cdot \delta X_{\text{bf}} + (\sigma_{\text{s,bf}'} \cdot \nu_{\text{bf}'}) \cdot \delta X_{\text{bf}'}) \, dl \\
& - \int_{\text{L}} (\gamma_{\text{bf}} \nu_{\text{bf}} \cdot \delta X_{\text{bf}} + \gamma_{\text{bf}'} \nu_{\text{bf}'} \cdot \delta X_{\text{bf}'}) \, dl = 0 \tag{13}
\end{aligned}$$

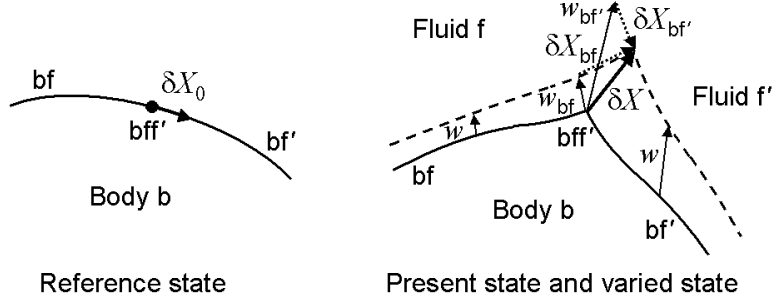


Figure 2: Displacement δX_0 of the contact line bff' with respect to the body, in the reference state, and displacement δX of this line in the space, between the present state and its varied state, due to both the displacement of the line with respect to the body and the displacement of the material points of the body (see text).

(the last term of the condition being written in Eulerian form, using $\gamma da = \gamma_0 da_0$ for bf and bf'), which leads to two equilibrium equations at the contact line (as in the case of the thin plate: Olives (1993, 1996)). The first one

$$\sigma_{\text{s,bf}} \cdot \nu_{\text{bf}} + \sigma_{\text{s,bf}'} \cdot \nu_{\text{bf}'} + \gamma_{\text{ff}'} \nu_{\text{ff}'} = 0 \quad (14)$$

corresponds to a contact line fixed on the body ($\delta X_0 = 0$, hence $\delta X_{\text{bf}} = \delta X_{\text{bf}'} = 0$) and expresses the equilibrium of the two surface stresses and the fluid–fluid surface tension. This shows that the surface stresses are forces acting on a line fixed to the material points of the body. Note that this equation suggests that a finite displacement occurs at the contact line (in the next section, an explicit example of finite-displacement solution will be presented). Some authors (Madasu and Cairncross, 2004) proposed the presence at the contact line of a force originating from the volume stresses σ in the body. The preceding equation shows that there is no such volume stress contribution. This is a consequence of the validity of Green’s formula, as mentioned above, and will be illustrated in the next section (Subsec. 3.6). With the help of (14), the above line condition gives the second equation (according to $\delta X_{\text{bf}} = \phi_{0,\text{bf}} \cdot \delta X_0$ and $\delta X_{\text{bf}'} = \phi_{0,\text{bf}'} \cdot \delta X_0$)

$$\phi_{0,\text{bf}}^* \cdot (\sigma_{\text{s,bf}} - \gamma_{\text{bf}} I) \cdot \nu_{\text{bf}} + \phi_{0,\text{bf}'}^* \cdot (\sigma_{\text{s,bf}'} - \gamma_{\text{bf}'} I') \cdot \nu_{\text{bf}'} = 0 \quad (15)$$

(I and I' are the identity mappings on $T_x(\text{S}_{\text{bf}})$ and $T_x(\text{S}_{\text{bf}'})$, respectively), which corresponds to a line moving on the body ($\delta X_0 \neq 0$), i.e., with $\phi_{\text{r}} =$

$\phi_{0,\text{bf}'} \cdot \phi_{0,\text{bf}}^{-1}$ (which is the ‘relative deformation gradient’ of the bf’ side with respect to the bf side; this concept was defined in Olives and Bronner (1984); note that ϕ_{r} does not depend on the reference state: Olives (2010a)),

$$(\sigma_{\text{s,bf}} - \gamma_{\text{bf}} I) \cdot \nu_{\text{bf}} + \phi_{\text{r}}^* \cdot (\sigma_{\text{s,bf}'} - \gamma_{\text{bf}'} I') \cdot \nu_{\text{bf}'} = 0. \quad (16)$$

This equation expresses the equilibrium of the forces acting on the ‘free’ contact line (not fixed to the material points of the body). In the reference state, these forces (normal to the line and positively measured from bf to bf’) are represented by the opposite of the first member of Eq. (15). Applying τ^* to the last equation (where τ is a unit vector tangent to the contact line at x ; thus, $\phi_{\text{r}} \cdot \tau = \tau$) gives the same equation as the tangential component (along τ) of (14). Applying ν_{bf}^* to (16) leads to

$$\sigma_{\text{bf},\nu\nu} - \gamma_{\text{bf}} - (\sigma_{\text{bf}',\nu\nu} - \gamma_{\text{bf}'}) a_{\text{r},\nu\nu} + \sigma_{\text{bf}',\tau\nu} a_{\text{r},\tau\nu} = 0, \quad (17)$$

where $(\sigma_{\text{bf},\nu\nu}, \sigma_{\text{bf},\tau\nu})$ are the components of $\sigma_{\text{s,bf}} \cdot \nu_{\text{bf}}$ in the basis (ν_{bf}, τ) , similarly for $\sigma_{\text{s,bf}'}$ with the basis $(\nu_{\text{bf}'}, \tau)$, and $(a_{\text{r},\nu\nu}, a_{\text{r},\tau\nu})$ the components of $\phi_{\text{r}} \cdot \nu_{\text{bf}}$ in the basis $(-\nu_{\text{bf}'}, \tau)$ (thus, $a_{\text{r},\nu\nu} > 0$). With the help of (14), this equation may be written in the more geometrical form (Olives, 2010a)

$$-\gamma_{\text{bf}} + \gamma_{\text{bf}'} a_{\text{r},\nu\nu} + \gamma_{\text{ff}'} \frac{\sin \varphi_{\text{f}'} - a_{\text{r},\nu\nu} \sin \varphi_{\text{f}}}{\sin \varphi_{\text{b}}} + \sigma_{\text{bf}',\tau\nu} a_{\text{r},\tau\nu} = 0, \quad (18)$$

or

$$\begin{aligned} & -\gamma_{\text{bf}} + \gamma_{\text{bf}'} a_{\text{r},\nu\nu} - \gamma_{\text{ff}'} \cos \varphi_{\text{f}} \\ & - \gamma_{\text{ff}'} \sin \varphi_{\text{f}} \frac{\cos \varphi_{\text{b}} + a_{\text{r},\nu\nu}}{\sin \varphi_{\text{b}}} + \sigma_{\text{bf}',\tau\nu} a_{\text{r},\tau\nu} = 0, \end{aligned} \quad (19)$$

where φ_{f} , $\varphi_{\text{f}'}$ and φ_{b} are the three angles of contact, respectively measured in f, f’ and b ($\varphi_{\text{f}} + \varphi_{\text{f}'} + \varphi_{\text{b}} = 2\pi$). This shows that the classical capillary Young’s equation is strongly modified and replaced with the preceding one (as it occurred for the thin plate: Olives (1993, 1996)). In the limit case of an undeformable solid, owing to $a_{\text{r},\nu\nu} = 1$, $a_{\text{r},\tau\nu} = 0$ and $\varphi_{\text{b}} = \pi$ ($\lim_{\varphi_{\text{b}} \rightarrow \pi} \frac{\cos \varphi_{\text{b}} + 1}{\sin \varphi_{\text{b}}} = 0$), this equation leads to the classical Young’s equation $-\gamma_{\text{bf}} + \gamma_{\text{bf}'} - \gamma_{\text{ff}'} \cos \varphi_{\text{f}} = 0$. Note that, for an undeformable solid, (14) cannot be obtained from the variational condition (13) because, if the line is fixed on the body ($\delta X_0 = 0$), then $\delta X = 0$ (since $w_{\text{bf}} = w_{\text{bf}'} = 0$). In this case (in which $\delta X = \delta X_{\text{bf}} = \delta X_{\text{bf}'}$), (13) leads to only one line equation, which is the

classical Young's equation (equilibrium of forces acting on the 'free' contact line). Note also that, if the deformable body b is a fluid, then $\sigma_s = \gamma I$ for the bf and bf' fluid–fluid surfaces (as shown above, after (12)), so that the second line equation (15) is obviously satisfied, while the first one (14) leads to the classical equilibrium of the three fluid–fluid surface tensions. Then, in this particular case too, there is only one line equation.

3. Example of finite-displacement solution

We have shown in the preceding section that the coherence of the theory is mainly based on the validity of Green's formula (3) despite the contact line singularity. This point is justified in the present section, with an explicit example of solution concerning the simple case of a half-space elastic solid, bounded by a plane, and subjected to a constant normal surface tension concentrated on a straight line of its surface. This solution satisfies the above line equations (14)–(19), its singularity at the contact line is described, its displacement field remains finite, the elastic energy is also finite, and it is shown that Green's formula remains valid at the contact line.

3.1. A plane strain problem

Let the body b be an isotropic elastic solid occupying (in the reference state) the half space $x \geq 0$, in the orthonormal frame (Ox, Oy, Oz') , with a constant and isotropic surface stress of eigenvalue σ_s on its surface $x = 0$, and subjected to a constant force (per unit length) σ_1 parallel to Ox , concentrated on the line $x = y = 0$ (Fig. 3; sign convention: $\sigma_1 > 0$ if the force is directed to the outside of b ; there is no gravity: $\bar{g} = 0$). Clearly, it is equivalent to consider that the body is in contact with a fluid f occupying the region $x < 0$ and $y > 0$ (in the reference state), and a fluid f' the other region $x < 0$ and $y < 0$, with $\gamma_{ff'} = \sigma_1$ and isotropic surface stresses with the same eigenvalue $\sigma_{s,bf} = \sigma_{s,bf'} = \sigma_s$. In the present equilibrium state (after deformation), owing to the symmetry of the problem with respect to the plane $y = 0$, and if the surface energies γ_{bf} and $\gamma_{bf'}$ are the same function of the surface strain tensor e_s (temperature and chemical potentials being constant), then the preceding equation (18) is satisfied ($a_{r,\nu\nu} = 1$, $a_{r,\tau\nu} = 0$, $\gamma_{bf} = \gamma_{bf'}$ and $\varphi_f = \varphi_{f'}$, by symmetry). The other equation (14) at the contact line gives here

$$\sigma_1 = 2\sigma_s \cos \varphi, \tag{20}$$

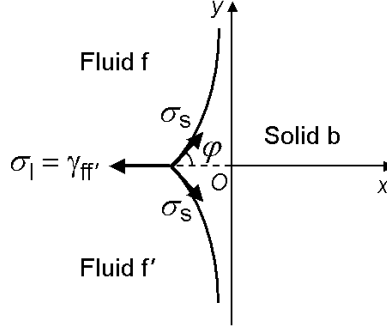


Figure 3: Half-space elastic solid subjected to a normal force concentrated on a straight line of its surface. We present a solution with a finite displacement and the formation of an edge at this contact line.

where $\varphi = \varphi_b/2 = \pi - \varphi_f = \pi - \varphi_{f'}$, which determines the angle φ , i.e., the orientation of the vector ν_{bf} tangent to the bf side of the surface (see Fig. 3). At the surface of the body, instead of applying the complex stress condition (8), we shall impose a simple displacement condition:

$$u_x = \frac{-a}{|y| + b}, \quad u_y = u_{z'} = 0 \quad (21)$$

($a \neq 0, b > 0$), at any point $(0, y, z')$ of the surface. The value of a/b^2 is fixed by (20):

$$\begin{aligned} \frac{a}{b^2} &= \partial_y u_x(y = 0^+) = \frac{1}{\tan \varphi} \\ &= \frac{\rho}{\sqrt{1 - \rho^2}}, \quad \text{with } \rho = \frac{\sigma_1}{2\sigma_s}. \end{aligned} \quad (22)$$

In the following (Secs. 3.2 and 3.3), we solve the problem with $b = 1$, in the frame of classical plane strain elasticity, i.e., with

$$\begin{aligned} u_x, u_y &\text{ functions of } (x, y) \\ u_{z'} &= 0. \end{aligned} \quad (23)$$

By a change of variables (Sec. 3.4), this will lead to solutions for any a and b satisfying (22).

3.2. The analytic functions F and G

In the following, z will denote the complex variable $x + iy$ and u the complex displacement $u_x + iu_y$ (function of the complex variable z). We use the general Kolosov's solution of plane strain elasticity

$$u(z) = -\frac{1}{2\mu} (k F(z) + z \overline{F'(z)} + \overline{G(z)})$$

where $k = -\frac{\lambda + 3\mu}{\lambda + \mu}$ (24)

($\lambda, \mu > 0$ Lamé's coefficients, $-3 < k < -1$), based on the two analytic functions F and G . We then follow Muskhelishvili's method (e.g. Mandel (1966), tome II, annexe XVI)—adapted to the present singularity problem—to determine F and G . The mapping $\zeta \rightarrow z = \omega(\zeta) = \frac{1 - \zeta}{1 + \zeta}$ from $\mathbf{C} - \{-1\}$ onto itself is bijective, analytic and $\omega^{-1} = \omega$. It transforms $\mathbf{B} = \{\zeta \in \mathbf{C} \mid |\zeta| < 1\}$ into $\mathbf{A} = \{z \in \mathbf{C} \mid \Re z > 0\}$, and $\mathbf{U} - \{-1\}$ into $\mathbf{D} = \{z \in \mathbf{C} \mid \Re z = 0\}$ (where $\mathbf{U} = \{\zeta \in \mathbf{C} \mid |\zeta| = 1\}$). The above displacement condition, with $b = 1$, on the surface of the body thus means

$$k F(z_0) + z_0 \overline{F'(z_0)} + \overline{G(z_0)} = f(z_0) \quad \text{for } z_0 \in \mathbf{D},$$

where $f(z_0) = \frac{1}{|y_0| + 1}$, $y_0 = \Im z_0$, (25)

i.e., with the variable ζ

$$k \Phi(\zeta_0) + \frac{\omega(\zeta_0)}{\omega'(\zeta_0)} \overline{\Phi'(\zeta_0)} + \overline{\Psi(\zeta_0)} = \phi(\zeta_0) \quad \text{for } \zeta_0 \in \mathbf{U} \quad (26)$$

(extended to $\zeta_0 = -1$), where $\Phi(\zeta) = F(\omega(\zeta))$, $\Psi(\zeta) = G(\omega(\zeta))$ and

$$\begin{aligned} \phi(\zeta_0) &= f(z_0) = \frac{1}{|y_0| + 1} = \frac{1}{i\varepsilon \frac{1 - \zeta_0}{1 + \zeta_0} + 1} \\ &= \frac{1 + \zeta_0}{1 + \zeta_0 + i\varepsilon(1 - \zeta_0)}, \end{aligned} \quad (27)$$

where $\varepsilon = \text{sign}(\Im \zeta_0)$, for any $\zeta_0 \in \mathbf{U}$ (since $|y_0| = -iz_0 \text{ sign } y_0 = i\varepsilon z_0$). The function $\theta(\zeta) = \frac{\omega(\zeta)}{\omega'(\zeta)} = \frac{1 - \bar{\zeta}}{1 + \bar{\zeta}} \cdot \frac{(1 + \zeta)^2}{-2}$ is not analytic, but its restriction

to \mathbf{U}

$$\theta(\zeta_0) = \frac{1 - \frac{1}{\zeta_0}}{1 + \frac{1}{\zeta_0}} \cdot \frac{(1 + \zeta_0)^2}{-2} = \frac{1 - \zeta_0^2}{2}$$

is that of the analytic function $\chi(\zeta) = \frac{1 - \zeta^2}{2}$. Since (26) may be written as

$$k \Phi(\zeta_0) + \overline{\Xi(\zeta_0)} = \phi(\zeta_0) \quad \text{for } \zeta_0 \in \mathbf{U}, \quad (28)$$

in which $\Xi = \chi \Phi' + \Psi$ is analytic, we propose to *define* Φ by

$$k \Phi(\zeta) = \frac{1}{2\pi i} \int_{\gamma} \frac{\phi(\zeta_0)}{\zeta_0 - \zeta} d\zeta_0 + C \quad \text{for } \zeta \in \mathbf{B} \quad (29)$$

(see Mandel (1966), *ibid.*), where C is a constant and γ the circuit $t \in [0, 2\pi] \rightarrow e^{it}$. Since ϕ is continuous in \mathbf{U} , Φ is analytic in \mathbf{B} . Using the decomposition

$$\begin{aligned} \frac{\phi(\zeta_0)}{\zeta_0 - \zeta} &= \frac{1 + \zeta_0}{(1 + \zeta_0 + i\varepsilon(1 - \zeta_0))(\zeta_0 - \zeta)} = \frac{1 + \zeta_0}{(1 - i\varepsilon)(\zeta_0 + i\varepsilon)(\zeta_0 - \zeta)} \\ &= \frac{-1}{i\varepsilon + \zeta} \cdot \frac{1}{\zeta_0 + i\varepsilon} + \frac{(1 + i\varepsilon)(1 + \zeta)}{2(i\varepsilon + \zeta)} \cdot \frac{1}{\zeta_0 - \zeta}, \end{aligned}$$

and according to

$$\begin{aligned} \int_{\gamma^+} \frac{d\zeta_0}{\zeta_0 + i} &= \int_{\gamma^-} \frac{d\zeta_0}{\zeta_0 - i} = \frac{\pi}{2}i \\ \int_{\gamma^+} \frac{d\zeta_0}{\zeta_0 - \zeta} + \int_{\gamma^-} \frac{d\zeta_0}{\zeta_0 - \zeta} &= 2\pi i \end{aligned}$$

($\zeta \in \mathbf{B}$; $\gamma^+ : t \in [0, \pi] \rightarrow e^{it}$ and $\gamma^- : t \in [\pi, 2\pi] \rightarrow e^{it}$) and

$$\begin{aligned} &\int_{\gamma^+} \frac{d\zeta_0}{\zeta_0 - \zeta} - \int_{\gamma^-} \frac{d\zeta_0}{\zeta_0 - \zeta} \\ &= - \int_{\beta^+} \frac{d\zeta_0}{\zeta_0 - \zeta} - \int_{\alpha} \frac{d\zeta_0}{\zeta_0 - \zeta} - \int_{\beta^-} \frac{d\zeta_0}{\zeta_0 - \zeta} - \int_{\alpha} \frac{d\zeta_0}{\zeta_0 - \zeta} \\ &= \pi i - \int_{\alpha} \frac{d\zeta_0}{\zeta_0 - \zeta} - \pi i - \int_{\alpha} \frac{d\zeta_0}{\zeta_0 - \zeta} = -2 \int_{\alpha} \frac{d\zeta_0}{\zeta_0 - \zeta} \\ &= -2 \int_{\alpha_1} \frac{dz}{z} = -2 \log \frac{1 - \zeta}{1 + \zeta}, \end{aligned}$$

where β^+ is the path $t \in [0, \pi] \rightarrow e^{i(\pi-t)}$ followed by the path $t \in [0, 1] \rightarrow 1+2t\zeta$, β^- the path $t \in [\pi, 2\pi] \rightarrow e^{it}$ followed by the path $t \in [0, 1] \rightarrow 1+2t\zeta$, α the path $t \in [0, 1] \rightarrow 1+2(1-t)\zeta$, α_1 the path $t \in [0, 1] \rightarrow 1+\zeta-2t\zeta$, and \log defined in $\mathbf{C} - \mathbf{R}_-$, we finally obtain

$$k \Phi(\zeta) = \frac{1}{2(1+\zeta^2)}(1+\zeta+\zeta^2 + \frac{1-\zeta^2}{\pi} \log \frac{1-\zeta}{1+\zeta}) + C \quad \text{for } \zeta \in B, \quad (30)$$

i.e., with the variable $z = \omega(\zeta)$

$$\begin{aligned} k F(z) &= \frac{1}{4(1+z^2)}(3+z^2 + \frac{4}{\pi} z \log z) + C \\ &= \frac{\frac{\pi}{2} + z \log z}{\pi(1+z^2)}, \end{aligned} \quad (31)$$

with $C = -\frac{1}{4}$. Since $\frac{\pi}{2} + z \log z = (z-i)F_1(z)$ ($(z+i)F_1(z)$, respectively) and $\frac{1}{1+z^2} = \frac{1}{z-i}F_2(z)$ ($\frac{1}{z+i}F_2(z)$, respectively), where F_1 and F_2 are analytic in a neighbourhood of i (of $-i$, respectively), the function F is analytic in $\mathbf{C} - \mathbf{R}_-$, and then in A . According to $\lim_{z \rightarrow 0} k F(z) = \frac{1}{2}$, it may be extended as a continuous function in $\mathbf{C} - \mathbf{R}_*$, and then in $\bar{A} = A \cup D$. We may write

$$\begin{aligned} k\pi F(z) &= z \log z + g(z), \text{ i.e.} \\ (1+z^2)g(z) &= \frac{\pi}{2} - z^3 \log z, \end{aligned} \quad (32)$$

where g may be continuously extended at 0, and after derivation

$$\begin{aligned} k\pi F'(z) &= \log z + 1 + g'(z), \\ 2z g(z) + (1+z^2)g'(z) &= -3z^2 \log z - z^2, \end{aligned} \quad (33)$$

this last equality showing that g' may be continuously extended at 0. We know that F' is analytic in $\mathbf{C} - \mathbf{R}_-$ (and then continuous in $\bar{A} - \{0\}$) and (33) shows that $z F'(z)$ and $\bar{z} F'(z)$ may be extended as continuous functions in $\mathbf{C} - \mathbf{R}_*$ (and then in \bar{A}).

Since $\overline{F(z_0)} = F(\bar{z}_0) = F(-z_0)$ for $z_0 \in D$,

$$\begin{aligned} k F(z_0) + k \overline{F(z_0)} &= \frac{\pi + z_0 \log z_0 - z_0 \log(-z_0)}{\pi(1+z_0^2)} \\ &= \frac{\pi + z_0(-i\varepsilon\pi)}{\pi(1+z_0^2)} = \frac{1-|y_0|}{1-y_0^2} \\ &= \frac{1}{1+|y_0|} = f(z_0) \end{aligned} \quad (34)$$

(with the notations of (25) and (27)), so that (25) gives

$$\begin{aligned} G(z_0) &= f(z_0) - k \overline{F(z_0)} - \bar{z}_0 F'(z_0) \\ &= k F(z_0) + z_0 F'(z_0) \quad \text{for } z_0 \in D. \end{aligned} \quad (35)$$

Owing to this expression, we then *define* G in $\mathbf{C} - \mathbf{R}_-$ as

$$G(z) = k F(z) + z F'(z), \quad (36)$$

which is analytic in $\mathbf{C} - \mathbf{R}_-$ (and then in A) and continuous in $\mathbf{C} - \mathbf{R}_*$ (and then in \bar{A}).

3.3. The solution and its singularity

According to (24) and (36), our solution u is then

$$u(z) = -\frac{1}{2\mu} (k(F(z) + \overline{F(z)}) + (z + \bar{z})\overline{F'(z)}), \quad (37)$$

with F given by (31), and is a continuous function in \bar{A} . Its value, for $z_0 \in D$,

$$u(z_0) = -\frac{1}{2\mu} k(F(z_0) + \overline{F(z_0)}) = -\frac{1}{2\mu} \cdot \frac{1}{1 + |y_0|} \quad (38)$$

(from (34)) has the form (21) with $b = 1$. The displacement u is then finite at $z = 0$ (i.e., at the contact line).

When the variable $\zeta = \omega^{-1}(z)$ tends to -1 , $|z|$ tends to $+\infty$. Using this variable and the expression (30) (with $C = -\frac{1}{4}$), we have

$$\begin{aligned} -2\mu \overline{u(z)} &= k(F(z) + \overline{F(z)}) + (z + \bar{z})F'(z) \\ &= 2\Re(k\Phi(\zeta)) + \left(\frac{1-\zeta}{1+\zeta} + \frac{1-\bar{\zeta}}{1+\bar{\zeta}}\right) \frac{(1+\zeta)^2 \Phi'(\zeta)}{-2} \\ &= 2\Re(k\Phi(\zeta)) \\ &\quad - \frac{(1+\zeta)^2}{|1+\zeta|^2} \cdot \frac{1-|\zeta|^2}{k\pi(1+\zeta^2)^2} \left(\frac{\pi}{2}(1-\zeta^2) - (1+\zeta^2) - 2\zeta \log \frac{1-\zeta}{1+\zeta}\right), \end{aligned}$$

which tends to 0 when ζ tends to -1 ($\Phi(\zeta)$ tends to 0 owing to $(1-\zeta^2) \log \frac{1-\zeta}{1+\zeta} = (1-\zeta^2) \log(1-\zeta) - (1-\zeta)(1+\zeta) \log(1+\zeta)$; similarly, $(1-|\zeta|^2) \log \frac{1-\zeta}{1+\zeta} = (1-|\zeta|^2) \log(1-\zeta) - (1-|\zeta|^2) \log(1+\zeta) = (1-|\zeta|^2) \log(1-\zeta) - \frac{1}{2}(1-\bar{\zeta})(1+\zeta) \log(1+\zeta) - \frac{1}{2}(1-\zeta)(1+\bar{\zeta}) \log(1+\zeta)$ also tends to 0). This shows that the displacement $u(z)$ tends to 0 when $|z|$ tends to $+\infty$.

Kolosov's expressions of the strain and stress tensors components are then obtained from (24) and, according to (36),

$$\begin{aligned}
\varepsilon_{xx} &= \frac{1}{2\mu} \Re(-(1+k)F'(z) - \bar{z}F''(z) - G'(z)) \\
&= \frac{1}{2\mu} \Re(-2(1+k)F'(z) - (z + \bar{z})F''(z)), \\
\varepsilon_{yy} &= \frac{1}{2\mu} \Re(-(1+k)F'(z) + \bar{z}F''(z) + G'(z)) \\
&= \frac{1}{2\mu} \Re((z + \bar{z})F''(z)), \\
\varepsilon_{xy} &= \frac{1}{2\mu} \Im(\bar{z}F''(z) + G'(z)) \\
&= \frac{1}{2\mu} \Im((1+k)F'(z) + (z + \bar{z})F''(z)), \tag{39}
\end{aligned}$$

$$\begin{aligned}
\sigma_{xx} &= \Re(2F'(z) - \bar{z}F''(z) - G'(z)) \\
&= \Re((1-k)F'(z) - (z + \bar{z})F''(z)), \\
\sigma_{yy} &= \Re(2F'(z) + \bar{z}F''(z) + G'(z)) \\
&= \Re((3+k)F'(z) + (z + \bar{z})F''(z)), \\
\sigma_{xy} &= \Im(\bar{z}F''(z) + G'(z)) \\
&= \Im((1+k)F'(z) + (z + \bar{z})F''(z)), \\
\sigma_{z'z'} &= \frac{2\lambda}{\lambda + \mu} \Re(F'(z)) = (3+k)\Re(F'(z)). \tag{40}
\end{aligned}$$

By derivation of (33),

$$\begin{aligned}
k\pi F''(z) &= \frac{1}{z} + g''(z), \\
2g(z) + 4zg'(z) + (1+z^2)g''(z) &= -6z \log z - 5z, \tag{41}
\end{aligned}$$

the last equality showing that g'' may be continuously extended at 0. The function F'' is analytic in $\mathbf{C} - \mathbf{R}_-$ (and then continuous in $\bar{\mathbf{A}} - \{0\}$) and (41) shows that $zF''(z)$ may be extended as a continuous function in $\mathbf{C} - \mathbf{R}_*$ (and then in $\bar{\mathbf{A}}$) and that

$$\lim_{z \rightarrow 0, \theta \text{ constant}} (z + \bar{z})F''(z) = \frac{1 + e^{-2i\theta}}{k\pi}, \tag{42}$$

where $\theta = \arg z$. Let r_0 be > 0 and $V_0 = \{z \in \mathbf{C} \mid \Re z > 0 \text{ and } |z| < r_0\}$. The function $z F''(z)$ is continuous and then bounded in the compact set $\overline{V_0}$, so that $(z + \bar{z})F''(z)$ is also bounded in $\overline{V_0} - \{0\}$. In addition, the first equality (33), where g' is continuous in \bar{A} and then bounded in $\overline{V_0}$, and $g'(0) = 0$ (consequence of the second equality (33)) lead to

$$\begin{aligned} \lim_{z \rightarrow 0} \Re(F'(z)) &= +\infty \\ \lim_{z \rightarrow 0, \theta \text{ constant}} \Im(F'(z)) &= \frac{\theta}{k\pi} \\ |\Re(F'(z))| &\leq c_1 |\log r| + d_1 \quad \text{in } \overline{V_0} - \{0\} \\ \Im(F'(z)) &\text{ is bounded in } \overline{V_0} - \{0\} \end{aligned} \quad (43)$$

($r = |z|$, $\theta = \arg z$; c_1, d_1 constants > 0).

The expressions (39) and (40) and the preceding results show that all the components of the strain and stress tensors are continuous in $\bar{A} - \{0\}$, bounded in $\overline{V_0} - \{0\}$ excepted

$$|\varepsilon_{xx}|, |\sigma_{xx}|, |\sigma_{yy}| \text{ and } |\sigma_{z'z'}| \leq c |\log r| + d \quad \text{in } \overline{V_0} - \{0\} \quad (44)$$

(different constants $c, d > 0$ for each strain or stress tensor component), and

$$\begin{aligned} \lim_{z \rightarrow 0} \varepsilon_{xx} &= +\infty \\ \lim_{z \rightarrow 0, \theta \text{ constant}} \varepsilon_{yy} &= \frac{1}{2\mu} \cdot \frac{1 + \cos 2\theta}{k\pi} \\ \lim_{z \rightarrow 0, \theta \text{ constant}} \varepsilon_{xy} &= \frac{1}{2\mu} \cdot \frac{(1+k)\theta - \sin 2\theta}{k\pi} \\ \lim_{z \rightarrow 0} \sigma_{xx}, \sigma_{yy} \text{ and } \sigma_{z'z'} &= +\infty \\ \lim_{z \rightarrow 0, \theta \text{ constant}} \sigma_{xy} &= \frac{(1+k)\theta - \sin 2\theta}{k\pi}. \end{aligned} \quad (45)$$

Explicit expressions of F' and F'' to be used in (39) and (40) are obtained from (31):

$$\begin{aligned} k\pi F'(z) &= \frac{1 - \pi z + z^2 + (1 - z^2) \log z}{(1 + z^2)^2} \\ k\pi F''(z) &= \frac{1 - \pi z - 2z^2 + 3\pi z^3 - 3z^4 + (-6z^2 + 2z^4) \log z}{z(1 + z^2)^3}. \end{aligned} \quad (46)$$

3.4. Change of variables

As noted after (22), we have solved the problem with the value $b = 1$, which means (physical) dimensionless quantities $y = \Re z$ and z , and, according to (25), dimensionless quantities $F(z)$ and $G(z)$. Physical quantities are obtained by considering the new variable z/b and the new functions $\tilde{F}(z) = a'F(z/b)$ and $\tilde{G}(z) = a'G(z/b) = k\tilde{F}(z) + z\tilde{F}'(z)$, where $b > 0$ is a length and $a' \in \mathbf{R}^*$ a force per unit length. With these new functions, the displacement u given by (24) or (37) becomes

$$\tilde{u}(z) = a' u\left(\frac{z}{b}\right) \quad (47)$$

and the components of the strain and stress tensors, ε_{ij} and σ_{ij} given by (39) and (40), become

$$\begin{aligned} \tilde{\varepsilon}_{ij}(z) &= \frac{a'}{b} \varepsilon_{ij}\left(\frac{z}{b}\right) \\ \tilde{\sigma}_{ij}(z) &= \frac{a'}{b} \sigma_{ij}\left(\frac{z}{b}\right). \end{aligned} \quad (48)$$

For $z_0 \in D$, the displacement becomes

$$\tilde{u}(z_0) = a' u\left(\frac{z_0}{b}\right) = -\frac{a'b}{2\mu} \cdot \frac{1}{|y_0| + b} \quad (49)$$

(from (38)), which has the general form (21) with $a = \frac{a'b}{2\mu}$.

3.5. Finite elastic energy

The elastic energy per unit volume is

$$\frac{\lambda}{2}(\varepsilon_{xx} + \varepsilon_{yy})^2 + \mu(\varepsilon_{xx}^2 + \varepsilon_{yy}^2 + 2\varepsilon_{xy}^2) \quad (50)$$

(using ε_{ij} or $\tilde{\varepsilon}_{ij}$). Since ε_{yy} and ε_{xy} are continuous and bounded in $\overline{V_0} - \{0\}$, ε_{yy}^2 and ε_{xy}^2 are integrable in V_0 (considered as $\subset \mathbf{R}^2$). Owing to the inequality (44), ε_{xx} and ε_{xx}^2 are also integrable in V_0 , which finally implies that (50) is integrable in V_0 . The elastic energy in V_0

$$E_{\text{el}} = \int_{V_0} \left(\frac{\lambda}{2}(\varepsilon_{xx} + \varepsilon_{yy})^2 + \mu(\varepsilon_{xx}^2 + \varepsilon_{yy}^2 + 2\varepsilon_{xy}^2) \right) dx dy \quad (51)$$

(per unit length along the normal Oz' to the xy plane) is then well defined and finite.

3.6. Validity of Green's formula

The assumption made in Sec. 2 that Green's formula (3) remains valid, in order to obtain the equilibrium equations at the triple contact line, will be now justified using our present finite-displacement solution. Since u is continuous in $\bar{A} \times \mathbf{R}$ (considered as $\subset \mathbf{R}^3$; we return here to the three-dimensional space, according to (23)), we consider its variation $w = \delta u$ as also continuous in $\bar{A} \times \mathbf{R}$ and then bounded in \bar{V} , where $V = V_0 \times]0, l_0[$ ($l_0 > 0$), so that the components $w_i \in L^\infty(V)$ ($\subset L^2(V)$, since V is bounded). The partial derivatives $\partial_j u_i$ are $\partial_x u_x = \varepsilon_{xx}$, $\partial_y u_y = \varepsilon_{yy}$ (written in (39)) and

$$\begin{aligned} \partial_y u_x &= \frac{1}{2\mu} \Im(-(1-k)F'(z) + \bar{z}F''(z) + G'(z)) \\ &= \frac{1}{2\mu} \Im(2kF'(z) + (z + \bar{z})F''(z)), \\ \partial_x u_y &= \frac{1}{2\mu} \Im((1-k)F'(z) + \bar{z}F''(z) + G'(z)) \\ &= \frac{1}{2\mu} \Im(2F'(z) + (z + \bar{z})F''(z)) \end{aligned} \quad (52)$$

(obtained from (24) and (36); $\partial_j u_i = 0$ if either i or j refers to the third coordinate z') and are all continuous in $(\bar{A} - \{0\}) \times \mathbf{R}$, and bounded in $(\bar{V}_0 - \{0\}) \times \mathbf{R}$ excepted $\partial_x u_x = \varepsilon_{xx}$ which satisfies the inequality (44) in $(\bar{V}_0 - \{0\}) \times \mathbf{R}$. We may then consider their variation $\delta(\partial_j u_i) = \partial_j w_i$ as also continuous in $(\bar{A} - \{0\}) \times \mathbf{R}$, and bounded in $(\bar{V}_0 - \{0\}) \times \mathbf{R}$ excepted $\partial_x w_x$ which will satisfy an inequality similar to (44) in $(\bar{V}_0 - \{0\}) \times \mathbf{R}$, so that all the derivatives $\partial_j w_i \in L^2(V)$, then the components $w_i \in H^1(V)$.

Similarly, the components of the stress tensor $\sigma_{ij} \in L^2(V)$, since they are continuous in $(\bar{A} - \{0\}) \times \mathbf{R}$, and either bounded in $(\bar{V}_0 - \{0\}) \times \mathbf{R}$ or satisfying the inequality (44) in $(\bar{V}_0 - \{0\}) \times \mathbf{R}$. Since they are the real or imaginary part of a linear combination of $F'(z)$ and $(z + \bar{z})F''(z)$ (see (40)), their partial derivatives $\partial_l \sigma_{ij}$ ($\partial_l = \partial_x$ or ∂_y) will have the form

$$\partial_l \sigma_{ij} = \Re \text{ or } \Im (k_1 F''(z) + k_2 (z + \bar{z}) F'''(z)) \quad (53)$$

(different constants k_1, k_2 for each l, i, j).

The expression (41), where g'' is continuous in \bar{A} and then bounded in \bar{V}_0 , leads to

$$|F''(z)| \leq \frac{c_2}{r} + d_2 \quad \text{in } \bar{V}_0 - \{0\} \quad (54)$$

(c_2, d_2 constants > 0). The derivation of (41) gives

$$\begin{aligned} k\pi F'''(z) &= -\frac{1}{z^2} + g'''(z), \\ 6g'(z) + 6zg''(z) + (1+z^2)g'''(z) &= -6\log z - 11, \end{aligned} \quad (55)$$

the last equality showing that $zg'''(z)$ and $\bar{z}g'''(z)$ may be continuously extended at 0, and then considered as continuous in \bar{A} , and then bounded in \bar{V}_0 . The expression (55) then leads to

$$|(z + \bar{z})F'''(z)| \leq \frac{c_3}{r} + d_3 \quad \text{in } \bar{V}_0 - \{0\} \quad (56)$$

(c_3, d_3 constants > 0). The expression (53) and the inequalities (54) and (56) show that the partial derivatives $\partial_l \sigma_{ij} \in L^1(V)$.

Nevertheless, these derivatives $\partial_l \sigma_{ij} \notin L^2(V)$ (for $l = x$ or y , and $ij = xx, yy, xy$ or $z'z'$), so that $\sigma_{ij} \notin H^1(V)$. Let us take the example of $\partial_x \sigma_{xx} = -\Re((1+k)F'''(z) + (z+\bar{z})F'''(z))$:

$$-k\pi \partial_x \sigma_{xx} = \Re\left(\frac{1+k}{z} - \frac{z+\bar{z}}{z^2} + h(z)\right)$$

(using (41) and (55)), where $h(z) = (1+k)g''(z) + (z+\bar{z})g'''(z)$ is continuous and bounded in \bar{V}_0 . Thus, $\partial_x \sigma_{xx} \notin L^2(V)$ because

$$\left(\Re\left(\frac{1+k}{z} - \frac{z+\bar{z}}{z^2}\right)\right)^2 = \frac{(k \cos \theta - \cos 3\theta)^2}{r^2}$$

is not integrable in V_0 .

Since $\sigma_{ij} \notin H^1(V)$, Green's formula (3) cannot be directly applied on V , as noted in Sec. 2. Nevertheless, in the following, we will show that Green's formula remains valid in this case. The open set V is bounded by the surfaces $S = \{z \in \mathbf{C} \mid z = iy, 0 < y < r_0\} \times]0, l_0[$, $S' = \{z \in \mathbf{C} \mid z = iy, -r_0 < y < 0\} \times]0, l_0[$ and $\Sigma = (\{z \in \mathbf{C} \mid \Re z > 0 \text{ and } |z| = r_0\} \times]0, l_0[) \cup (V_0 \times \{0\}) \cup (V_0 \times \{l_0\})$. Since the components of σ and w belong to $C^1(\bar{V}_\varepsilon)$, where $0 < \varepsilon < r_0$ and $V_\varepsilon = \{z \in \mathbf{C} \mid \Re z > 0 \text{ and } \varepsilon < |z| < r_0\} \times]0, l_0[$, Green's formula may be applied on V_ε (with $w = 0$ on Σ)

$$\int_{V_\varepsilon} \text{tr}(\sigma^* \cdot Dw) dv = - \int_{V_\varepsilon} \text{div}(\sigma^*) \cdot w dv - \int_{S_\varepsilon \cup S'_\varepsilon \cup C_\varepsilon} (\sigma^* \cdot w) \cdot n da, \quad (57)$$

in which $S_\varepsilon = \{z \in \mathbf{C} \mid z = iy, \varepsilon < y < r_0\} \times]0, l_0[$, $S'_\varepsilon = \{z \in \mathbf{C} \mid z = iy, -r_0 < y < -\varepsilon\} \times]0, l_0[$, $C_\varepsilon = \{z \in \mathbf{C} \mid \Re z > 0 \text{ and } |z| = \varepsilon\} \times]0, l_0[$ and

the unit normal vectors n are directed to the inside of V_ε . Since the components of σ and Dw belong to $L^2(V)$, $\text{tr}(\sigma^* \cdot Dw) \in L^1(V)$ which implies that $\int_{V_\varepsilon} \text{tr}(\sigma^* \cdot Dw) dv$ tends to $\int_V \text{tr}(\sigma^* \cdot Dw) dv$ when $\varepsilon \rightarrow 0$. Since the components of $\text{div}(\sigma^*)$ belong to $L^1(V)$ (the partial derivatives $\partial_l \sigma_{ij} \in L^1(V)$) and those of w to $L^\infty(V)$, $\text{div}(\sigma^*) \cdot w \in L^1(V)$ which again implies that $\int_{V_\varepsilon} \text{div}(\sigma^*) \cdot w dv$ tends to $\int_V \text{div}(\sigma^*) \cdot w dv$ when $\varepsilon \rightarrow 0$. Moreover, according to (44) and the functions $\log r$ and $(\log r)^2$ being integrable in $[0, 1]$ (their respective primitives, $r \log r - r$ and $r(\log r)^2 - 2r \log r + 2r$, tend to 0 when $r \rightarrow 0$), the components of σ belong to $L^2(S)$ and $L^2(S')$. Since the components of w also belong to $L^2(S \cup S')$ (they are continuous and bounded in \bar{V}), $(\sigma^* \cdot w) \cdot n \in L^1(S \cup S')$ which shows that $\int_{S_\varepsilon \cup S'_\varepsilon} (\sigma^* \cdot w) \cdot n da$ tends to $\int_{S \cup S'} (\sigma^* \cdot w) \cdot n da$ when $\varepsilon \rightarrow 0$. Finally, for i and j fixed, the inequality

$$\left| \int_{C_\varepsilon} \sigma_{ij} w_i n_j da \right| \leq (c |\log \varepsilon| + d) e \pi \varepsilon l_0$$

(from (44); e constant, $|w_i| \leq e$ in \bar{V}) shows that

$$\lim_{\varepsilon \rightarrow 0} \int_{C_\varepsilon} (\sigma^* \cdot w) \cdot n da = 0. \quad (58)$$

The limit of (57) when $\varepsilon \rightarrow 0$ is then

$$\int_V \text{tr}(\sigma^* \cdot Dw) dv = - \int_V \text{div}(\sigma^*) \cdot w dv - \int_{S \cup S'} (\sigma^* \cdot w) \cdot n da, \quad (59)$$

i.e. Green's formula on V . Note that some authors (Madasu and Cairncross, 2004) proposed that the volume stresses produced a resultant force at the contact line. The result (58) expresses that there is no such contribution of the volume stresses at the contact line (see also the comment after (14)).

4. Conclusions

In this paper, which concerns the mechanical surface properties of a deformable body, the general surface and contact line equations are first deduced from a variational formulation (see Olives (2010a) for the physical aspects of the theory), by applying Green's formula both in the whole space and on the Riemannian surfaces. Despite the singularity at the triple contact line (due to the action of the fluid–fluid surface tension on the body), it

is assumed that Green’s formula remains valid in order to obtain the equations at this line. The explicit example of solution given in Sec. 3 justifies this assumption. The equations (8) and (9) at the surfaces are similar to the Cauchy’s equations for the volume, but involve a new definition of the divergence term as a true divergence with respect to the tensorial product of the covariant derivatives on the surface and the whole space (till now, this term was only defined by its scalar product with a constant vector). The normal (12) and tangent (11) components of the divergence equation (8) are respectively a generalization of the classical Laplace’s equation and the surface tension hydrostatic equilibrium for a fluid–fluid interface. Similar equations were written for elastic solids, e.g. in Gurtin and Murdoch (1975), Leo and Sekerka (1989), Gurtin et al. (1998) and Steinmann (2008). Note that our thermodynamic approach is valid for any deformable body (such as a viscoelastic solid, a viscous fluid or any other one). There are *two* equations at the contact line, which represent: (i) the equilibrium of the forces acting on the line fixed to the material points of the body (14) (equilibrium of the two surface stresses and the fluid–fluid surface tension); (ii) the equilibrium of the forces acting on the ‘free’ contact line (15)–(19) (i.e., line moving with respect to the material points of the body), which leads to a strong modification of the classical capillary Young’s equation (as in the case of the thin plate: Olives (1993, 1996)). These two equations reduce to only one equation in the particular case of the undeformable solid (leading to the classical Young’s equation) or that of three fluids in contact (leading to the classical equilibrium of the three surface tensions). Note that (14) shows that surface stresses are forces which act on a line fixed to the material points of the body and that the fluid–fluid surface tension is equilibrated by the two surface stresses (and not by the volume stresses of the body). This equation (14) suggests a finite displacement and the formation of an edge at the contact line, contrary to the infinite-displacement solution obtained from classical elasticity (Shanahan and de Gennes, 1986; Shanahan, 1986) in which surface properties (such as surface stresses) were not taken into account. As a simplified image, the body–fluid interface behaves as a tensile membrane, which undergoes a finite displacement when subjected to a force concentrated on a line. Experiments seem to confirm this idea (Jerison et al., 2011) and an experimental support of the above Eq. (14) (Eq. (42) of Olives (2010a)) was recently obtained (Style et al., 2013). The existence of such a finite-displacement solution is shown with the explicit example of Sec. 3 satisfying the line equations (14)–(19). This elastic solution, based on the approaches

of Kolosov and Muskhelishvili—adapted to the present singularity problem—and the theory of analytic functions, leads to a description of the singularity at the contact line. While the displacement components are continuous functions, their first partial derivatives and the strain tensor components are discontinuous, generally having different limits when approaching the contact line under different directions (Sec. 3.3 and (52)). This solution also leads to a finite value of the elastic energy (Sec. 3.5), whereas this energy is infinite in the classical elastic solution (Shanahan and de Gennes, 1986; Shanahan, 1986). Owing to the contact line singularity, the stress tensor components do not belong to the Sobolev space $H^1(\mathbf{V})$. Although Green’s formula cannot be directly applied in this case, it is shown in Sec. 3.6 that this formula remains valid. This result justifies the theory leading to the line equations (14)–(19). It also proves, according to (58), that there is no force contribution of the volume stresses at the contact line (contrary to what was proposed in Madasu and Cairncross (2004)). In fact, (58) shows that the validity of Green’s formula is equivalent to the absence of contribution of the volume stresses at the contact line. In the presented finite-displacement solution, the validity of Green’s formula is a consequence of the inequalities (44) for σ_{ij} and (54) and (56) for $\partial_l \sigma_{ij}$. The importance of Green’s formula and its validity for a wider class of functions will be presented in a future paper.

Appendix A. Eulerian and Lagrangian surface quantities

Let us denote by x_0 the position of a point of the body in the reference state, x its position in the present state, $u = x - x_0$ its displacement between the reference state and the present state, x' its position in the varied state, $w = x' - x = \delta x$ its displacement between the present state and the varied state, $\partial_{0i} = \frac{\partial}{\partial x_0^i}$ and $\partial_i = \frac{\partial}{\partial x^i}$. Let $S_{0,\text{bf}}$, S_{bf} and S'_{bf} respectively be the bf dividing surfaces in the reference state, the present state and the varied state, and (x_0^α) and (x^α) arbitrary curvilinear coordinates on $S_{0,\text{bf}}$ and S_{bf} , respectively, where Greek indices $\alpha, \beta, \gamma, \dots$ belong to $\{1, 2\}$ ((x_0^α) and (x^α) must be clearly distinguished from the three-dimensional Cartesian coordinates (x_0^i) and (x^i) , respectively). The geometrical transformations such that $F_0 : x_0 \rightarrow x$, defined in the part of E occupied by the body b, will now be restricted to the bf surfaces. We thus have the mappings $F_0 : x_0 \rightarrow x$ from $S_{0,\text{bf}}$ to S_{bf} , $F : x \rightarrow x'$ from S_{bf} to S'_{bf} , $j_0 : x_0 \rightarrow x_0$ from $S_{0,\text{bf}}$ to E,

$j : x \rightarrow x$ from S_{bf} to E , $G_0 : x_0 \rightarrow u$ from $S_{0,\text{bf}}$ to E and $G : x \rightarrow w$ from S_{bf} to E , and their respective tangent linear mappings $\phi_0 : dx_0 \rightarrow dx$ from $T_{x_0}(S_{0,\text{bf}})$ to $T_x(S_{\text{bf}})$, $\phi : dx \rightarrow dx'$ from $T_x(S_{\text{bf}})$ to $T_{x'}(S'_{\text{bf}})$, $\iota_0 : dx_0 \rightarrow dx_0$ from $T_{x_0}(S_{0,\text{bf}})$ to E , $\iota : dx \rightarrow dx$ from $T_x(S_{\text{bf}})$ to E , $\psi_0 : dx_0 \rightarrow du$ from $T_{x_0}(S_{0,\text{bf}})$ to E and $\psi : dx \rightarrow dw$ from $T_x(S_{\text{bf}})$ to E .

For arbitrary vectors dx_0 and $dy_0 \in T_{x_0}(S_{0,\text{bf}})$, the Lagrangian surface strain tensor is defined by

$$\begin{aligned} e_s(dx_0, dy_0) &= \frac{1}{2}(dx \cdot dy - dx_0 \cdot dy_0) \\ &= \frac{1}{2}(dx^* \cdot dy - dx_0^* \cdot dy_0) \\ &= \frac{1}{2}(dx_0^* \cdot (\iota_0 + \psi_0)^* \cdot (\iota_0 + \psi_0) \cdot dy_0 - dx_0^* \cdot \iota_0^* \cdot \iota_0 \cdot dy_0) \end{aligned} \quad (\text{A.1})$$

(see footnote²), which gives

$$e_s = \frac{1}{2}(\psi_0^* \cdot \iota_0 + \iota_0^* \cdot \psi_0 + \psi_0^* \cdot \psi_0) \quad (\text{A.2})$$

(e_s being here considered as an endomorphism of $T_{x_0}(S_{0,\text{bf}})$), i.e., using the coordinates

$$e_{s,\alpha\beta} = \frac{1}{2}(\partial_{0\alpha}u_i \partial_{0\beta}x_0^i + \partial_{0\beta}u_i \partial_{0\alpha}x_0^i + \partial_{0\alpha}u_i \partial_{0\beta}u^i) \quad (\text{A.3})$$

(as a covariant tensor). For any vectors dx and $dy \in T_x(S_{\text{bf}})$, the Eulerian infinitesimal surface strain tensor $\delta\varepsilon_s$ is defined by

$$\begin{aligned} \delta\varepsilon_s(dx, dy) &= \frac{1}{2}\delta(dx \cdot dy) \\ &= \frac{1}{2}(\delta(dx) \cdot dy + dx \cdot \delta(dy)) \\ &= \frac{1}{2}(dx^* \cdot \psi^* \cdot \iota \cdot dy + dx^* \cdot \iota^* \cdot \psi \cdot dy), \end{aligned} \quad (\text{A.4})$$

which gives

$$\delta\varepsilon_s = \frac{1}{2}(\psi^* \cdot \iota + \iota^* \cdot \psi) \quad (\text{A.5})$$

²e.g., dx^* is the linear form associated to dx , $\psi_0^* : E \rightarrow T_{x_0}(S_{0,\text{bf}})$ is the adjoint of ψ_0 .

($\delta\varepsilon_s$ as an endomorphism of $T_x(\mathbb{S}_{\text{bf}})$), i.e.,

$$\delta\varepsilon_{s,\alpha\beta} = \frac{1}{2}(\partial_\alpha w_i \partial_\beta x^i + \partial_\beta w_i \partial_\alpha x^i) \quad (\text{A.6})$$

(as a covariant tensor). It is related to the variation δe_s of e_s through

$$\delta e_s(dx_0, dy_0) = \frac{1}{2}\delta(dx \cdot dy) = \delta\varepsilon_s(dx, dy),$$

i.e.,

$$\begin{aligned} dx_0^* \cdot \delta e_s \cdot dy_0 &= dx^* \cdot \delta\varepsilon_s \cdot dy \\ &= dx_0^* \cdot \phi_0^* \cdot \delta\varepsilon_s \cdot \phi_0 \cdot dy_0, \end{aligned}$$

which gives

$$\begin{aligned} \delta e_s &= \phi_0^* \cdot \delta\varepsilon_s \cdot \phi_0 \\ \delta\varepsilon_s &= \phi_0^{-1*} \cdot \delta e_s \cdot \phi_0^{-1} \end{aligned} \quad (\text{A.7})$$

(δe_s and $\delta\varepsilon_s$ as endomorphisms), i.e.,

$$\begin{aligned} \delta e_{s,\alpha\beta} &= \partial_{0\alpha} x^\zeta \partial_{0\beta} x^\eta \delta\varepsilon_{s,\zeta\eta} \\ \delta\varepsilon_{s,\alpha\beta} &= \partial_\alpha x_0^\zeta \partial_\beta x_0^\eta \delta e_{s,\zeta\eta} \end{aligned} \quad (\text{A.8})$$

(as covariant tensors).

Let dx_0 and dy_0 be arbitrary vectors of $T_{x_0}(\mathbb{S}_{0,\text{bf}})$, dl_0 and dl the respective lengths of dx_0 and dx , $\nu_0 \in T_{x_0}(\mathbb{S}_{0,\text{bf}})$ a unit vector normal to dx_0 , and $\nu \in T_x(\mathbb{S}_{\text{bf}})$ the unit vector normal to dx such that $\nu \cdot (\phi_0 \cdot \nu_0) > 0$. The relation between the areas da_0 and da of the two parallelograms respectively built with (dx_0, dy_0) and (dx, dy)

$$A \nu_0 dl_0 \cdot dy_0 = \nu dl \cdot dy,$$

where $A = \frac{da}{da_0} = |\det(I \cdot \phi_0)|$ for any isometry $I : T_x(\mathbb{S}_{\text{bf}}) \rightarrow T_{x_0}(\mathbb{S}_{0,\text{bf}})$, gives

$$\nu_0 dl_0 = A^{-1} \phi_0^* \cdot \nu dl. \quad (\text{A.9})$$

We then define the Eulerian surface stress tensor σ_s such that the Eulerian surface stress force $\sigma_s \cdot \nu dl$ results from the transport by ϕ_0 of the Lagrangian surface stress force $\pi_s \cdot \nu_0 dl_0$:

$$\phi_0 \cdot \pi_s \cdot \nu_0 dl_0 = \sigma_s \cdot \nu dl,$$

which gives, according to (A.9),

$$\begin{aligned}\pi_s &= A \phi_0^{-1} \cdot \sigma_s \cdot \phi_0^{-1*} \\ \sigma_s &= A^{-1} \phi_0 \cdot \pi_s \cdot \phi_0^*\end{aligned}\tag{A.10}$$

(π_s and σ_s as endomorphisms of $T_{x_0}(\mathbb{S}_{0,\text{bf}})$ and $T_x(\mathbb{S}_{\text{bf}})$, respectively), i.e.,

$$\begin{aligned}\pi_s^{\alpha\beta} &= A \partial_\zeta x_0^\alpha \partial_\eta x_0^\beta \sigma_s^{\zeta\eta} \\ \sigma_s^{\alpha\beta} &= A^{-1} \partial_{0\zeta} x^\alpha \partial_{0\eta} x^\beta \pi_s^{\zeta\eta}\end{aligned}\tag{A.11}$$

(as contravariant tensors).

From (A.10) and (A.7), we have

$$\begin{aligned}\text{tr}(\pi_s \cdot \delta e_s) &= A \text{tr}(\phi_0^{-1} \cdot \sigma_s \cdot \delta \varepsilon_s \cdot \phi_0) \\ &= A \text{tr}(\sigma_s \cdot \delta \varepsilon_s),\end{aligned}$$

which leads to the Lagrangian and the Eulerian forms of the work of deformation of a surface element

$$\pi_s : \delta e_s da_0 = \sigma_s : \delta \varepsilon_s da,\tag{A.12}$$

i.e.,

$$\pi_s^{\alpha\beta} \delta e_{s,\alpha\beta} da_0 = \sigma_s^{\alpha\beta} \delta \varepsilon_{s,\alpha\beta} da.$$

Appendix B. Surface equations

According to (A.5), the last term of the equilibrium condition (6) is first written as

$$\begin{aligned}\text{tr}(\sigma_s \cdot \delta \varepsilon_s) &= \text{tr}\left(\frac{\sigma_s^* + \sigma_s}{2} \cdot \iota^* \cdot \psi\right) \\ &= \text{tr}(\sigma_s^* \cdot \iota^* \cdot \psi) + \text{tr}\left(\frac{\sigma_s - \sigma_s^*}{2} \cdot \iota^* \cdot \psi\right).\end{aligned}\tag{B.1}$$

\mathbb{S} being a Riemannian manifold with boundary Γ , we then apply Green's formula (Courrège, 1966)

$$\int_{\mathbb{S}} \text{div} X da = - \int_{\Gamma} X \cdot \nu dl$$

(where X is any vector field of class C^1 on S —which is compact—, ν the field of unit vectors on Γ , tangent to S , normal to Γ and directed to the inside of S , and da and dl are the Riemannian measures on S and Γ , respectively) to the vector field $X = \sigma_s^* \cdot \iota^* \cdot w = \tilde{\sigma}_s^* \cdot w$, where $\tilde{\sigma}_s = \iota \cdot \sigma_s$, if the components of σ_s and w belong to $C^1(S)$. At a point $x \in S_{\text{bf}}$, $\tilde{\sigma}_s^* \in T_x(S_{\text{bf}}) \otimes E^*$ (linear mapping from E to $T_x(S_{\text{bf}})$), i.e., $\tilde{\sigma}_s^*$ is a section of the vector bundle $T(S_{\text{bf}}) \otimes (S_{\text{bf}} \times E^*)$ over S_{bf} . In order to decompose the term $\text{div} X = \text{div}(\tilde{\sigma}_s^* \cdot w)$, we first need to define a covariant derivative and a divergence for $\tilde{\sigma}_s^*$.

In a general way, let us define the covariant derivative ∇ on the vector bundle $(T(S_{\text{bf}})^*)^{\otimes q} \otimes T(S_{\text{bf}})^{\otimes p} \otimes (S_{\text{bf}} \times E^*)^{\otimes s} \otimes (S_{\text{bf}} \times E)^{\otimes r}$ over S_{bf} (for any $p, q, r, s \geq 0$), as the tensorial product of the covariant derivative ∇ on $(T(S_{\text{bf}})^*)^{\otimes q} \otimes T(S_{\text{bf}})^{\otimes p}$ (for the Levi–Civita connection) and the usual derivative d on $(S_{\text{bf}} \times E^*)^{\otimes s} \otimes (S_{\text{bf}} \times E)^{\otimes r} = S_{\text{bf}} \times ((E^*)^{\otimes s} \otimes E^{\otimes r})$, i.e., by

$$\nabla_X(U \otimes V) = (\nabla_X U) \otimes V + U \otimes (d_X V), \quad (\text{B.2})$$

for any sections X of $T(S_{\text{bf}})$, U of $(T(S_{\text{bf}})^*)^{\otimes q} \otimes T(S_{\text{bf}})^{\otimes p}$, and V of $(S_{\text{bf}} \times E^*)^{\otimes s} \otimes (S_{\text{bf}} \times E)^{\otimes r}$ (this definition may be justified by using local frames of $(T(S_{\text{bf}})^*)^{\otimes q} \otimes T(S_{\text{bf}})^{\otimes p}$ and $(S_{\text{bf}} \times E^*)^{\otimes s} \otimes (S_{\text{bf}} \times E)^{\otimes r}$). For any section W of $(T(S_{\text{bf}})^*)^{\otimes q} \otimes T(S_{\text{bf}})^{\otimes p} \otimes (S_{\text{bf}} \times E^*)^{\otimes s} \otimes (S_{\text{bf}} \times E)^{\otimes r}$, the covariant differential of W is then defined as the linear mapping $\nabla W : X \rightarrow \nabla_X W$, so that ∇W is a section of $(T(S_{\text{bf}})^*)^{\otimes(q+1)} \otimes T(S_{\text{bf}})^{\otimes p} \otimes (S_{\text{bf}} \times E^*)^{\otimes s} \otimes (S_{\text{bf}} \times E)^{\otimes r}$. As an example, for a section W of $T(S_{\text{bf}}) \otimes (S_{\text{bf}} \times E^*)$, ∇W is a section of $T(S_{\text{bf}})^* \otimes T(S_{\text{bf}}) \otimes (S_{\text{bf}} \times E^*)$ and, by contraction of the covariant index relative to $T(S_{\text{bf}})^*$ and the contravariant index relative to $T(S_{\text{bf}})$, we thus define $\text{div} W$, which is a section of $S_{\text{bf}} \times E^*$. With respect to a local chart of S_{bf} (coordinates (x^α) ; Greek indices $\alpha, \beta, \gamma, \dots$ belong to $\{1, 2\}$), with the associated frames of $T(S_{\text{bf}})$ and $T(S_{\text{bf}})^*$, and to a basis of the vector space E (coordinates (x^i) ; Latin indices i, j, \dots belong to $\{1, 2, 3\}$), with the associated dual basis of E^* , we may thus write the components

$$(\nabla W)_{\beta i}^\alpha = \partial_\beta W_i^\alpha + \Gamma_{\beta\gamma}^\alpha W_i^\gamma \quad (\text{B.3})$$

$$(\text{div} W)_i = \partial_\beta W_i^\beta + \Gamma_{\beta\gamma}^\beta W_i^\gamma, \quad (\text{B.4})$$

where $\Gamma_{\beta\gamma}^\alpha$ are the Christoffel's symbols of the Levi–Civita connection on S_{bf} .

With this definition, we may now write

$$\nabla(\tilde{\sigma}_s^* \otimes w) = (\nabla \tilde{\sigma}_s^*) \otimes w + \tilde{\sigma}_s^* \otimes \psi$$

(ψ being the usual derivative of w), then

$$\nabla(\tilde{\sigma}_s^* \cdot w) = (\nabla \tilde{\sigma}_s^*) \cdot w + \tilde{\sigma}_s^* \cdot \psi$$

(contraction of the covariant index deriving from $\tilde{\sigma}_s^*$ and the contravariant index deriving from w) and

$$\operatorname{div}(\tilde{\sigma}_s^* \cdot w) = \operatorname{div}(\tilde{\sigma}_s^*) \cdot w + \tilde{\sigma}_s^* : \psi \quad (\text{B.5})$$

(contraction of the covariant index deriving from ∇ and the contravariant index deriving from $\tilde{\sigma}_s^*$). Green's formula applied to $X = \tilde{\sigma}_s^* \cdot w$ may then be written as

$$\begin{aligned} \int_S \operatorname{tr}(\sigma_s^* \cdot \iota^* \cdot \psi) da &= - \int_S \operatorname{div}(\tilde{\sigma}_s^*) \cdot w da - \int_\Gamma (\tilde{\sigma}_s^* \cdot w) \cdot \nu dl \\ &= - \int_S \operatorname{div}(\tilde{\sigma}_s^*) \cdot w da - \int_\Gamma (\sigma_s \cdot \nu) \cdot w dl. \end{aligned} \quad (\text{B.6})$$

The condition (7) is then obtained, from (B.1) and (B.6) (since $w = 0$ on Γ).

Let us now consider σ_s as a contravariant tensor (convention used in (10)), denote $\bar{\sigma}_s = \iota \cdot \sigma_s$ (by contraction of the covariant index of ι and the first contravariant index of σ_s) and write

$$\nabla(\iota \otimes \sigma_s) = (\nabla \iota) \otimes \sigma_s + \iota \otimes (\nabla \sigma_s),$$

hence

$$\nabla \bar{\sigma}_s = (\nabla \iota) \cdot \sigma_s + \iota \cdot (\nabla \sigma_s)$$

(contraction of the covariant index deriving from ι and the first contravariant index deriving from σ_s) and

$$\operatorname{div} \bar{\sigma}_s = l : \sigma_s + \iota \cdot \operatorname{div} \sigma_s \quad (\text{B.7})$$

(contraction of the covariant index deriving from ∇ and the second contravariant index deriving from σ_s ; $\operatorname{div} \sigma_s$ is the usual surface divergence), where

$$l = \nabla \iota, \quad (\text{B.8})$$

i.e., with the components,

$$(\operatorname{div} \bar{\sigma}_s)^i = \sigma_s^{\alpha\beta} l_{\alpha\beta}^i + (\operatorname{div} \sigma_s)^\alpha \partial_\alpha x^i, \quad (\text{B.9})$$

with

$$\begin{aligned}
(\operatorname{div} \bar{\sigma}_s)^i &= \partial_\beta (\sigma_s^{\alpha\beta} \partial_\alpha x^i) + \Gamma_{\beta\gamma}^\beta \sigma_s^{\alpha\gamma} \partial_\alpha x^i \\
l_{\alpha\beta}^i &= \partial_{\alpha\beta} x^i - \Gamma_{\alpha\beta}^\gamma \partial_\gamma x^i \\
(\operatorname{div} \sigma_s)^\alpha &= \partial_\beta \sigma_s^{\alpha\beta} + \Gamma_{\beta\gamma}^\alpha \sigma_s^{\gamma\beta} + \Gamma_{\beta\gamma}^\beta \sigma_s^{\alpha\gamma}.
\end{aligned} \tag{B.10}$$

Moreover, for any sections X and Y of $\mathbb{T}(\mathbb{S}_{\text{bf}})$, we have

$$\nabla_X(\iota \otimes Y) = (\nabla_X \iota) \otimes Y + \iota \otimes (\nabla_X Y),$$

hence

$$\nabla_X(\iota \cdot Y) = (\nabla_X \iota) \cdot Y + \iota \cdot (\nabla_X Y)$$

(contraction of the covariant index deriving from ι and the contravariant index deriving from Y), i.e.

$$\begin{aligned}
d_X Y &= (\nabla_X \iota) \cdot Y + \nabla_X Y \\
&= l : (X \otimes Y) + \nabla_X Y
\end{aligned} \tag{B.11}$$

(Y and $\nabla_X Y$ being identified to $\iota \cdot Y$ and $\iota \cdot (\nabla_X Y)$, respectively), which shows that l is the second vectorial fundamental form on \mathbb{S}_{bf} (see Dieudonné (1971), (20.12.4)), so that (B.7) and (B.11) respectively represent the decomposition of $\operatorname{div} \bar{\sigma}_s$ and $d_X Y$ into the normal component ($l : \sigma_s$ and $l : (X \otimes Y)$, respectively) and the tangential component ($\operatorname{div} \sigma_s$ and $\nabla_X Y$, respectively), with respect to \mathbb{S}_{bf} . This leads to (11) and (12).

Dedication

Dedicated to the memory of my mother.

References

- Alexander, J. I. D., Johnson, W. C., 1985. Thermomechanical equilibrium in solid-fluid systems with curved interfaces. *J. Appl. Phys.* 58, 816–824.
- Allaire, G., 2007. *Numerical Analysis and Optimization*. Oxford University Press, Oxford.

- Courrège, P., 1966. Formules de Green. Tome 10, exp. n° 1, Séminaire BreLOT-Choquet-Deny. Théorie du potentiel, http://archive.numdam.org/article/SBCD_1965-1966_10_1_A1_0.pdf.
- Daher, N., Maugin, G. A., 1986. The method of virtual power in continuum mechanics. Application to media presenting singular surfaces and interfaces. *Acta Mechan.* 60, 217–240.
- Dieudonné, J., 1971. *Éléments d'Analyse*. Vol. IV. Gauthier-Villars, Paris.
- Gibbs, J. W., 1878. On the equilibrium of heterogeneous substances. *Trans. Conn. Acad.* III, 343–524.
- Gurtin, M. E., Murdoch, A. I., 1975. A continuum theory of elastic material surfaces. *Arch. Rat. Mech. Anal.* 57, 291–323.
- Gurtin, M. E., Weissmüller, J., Larché, F., 1998. A general theory of curved deformable interfaces in solids at equilibrium. *Phil. Mag. A* 78, 1093–1109.
- Javili, A., Steinmann, P., 2010. On thermomechanical solids with boundary structures. *Int. J. Solids Struct.* 47, 3245–3253.
- Jerison, E. R., Xu, Y., Wilen, L. A., Dufresne, E. R., 2011. Deformation of an elastic substrate by a three-phase contact line. *Phys. Rev. Lett.* 106, 186103.
- Leo, P. H., Sekerka, R. F., 1989. The effect of surface stress on crystal-melt and crystal-crystal equilibrium. *Acta Metall.* 37, 3119–3138.
- Lester, G. R., 1961. Contact angles of liquids at deformable solid surfaces. *J. Colloid Sci.* 16, 315–326.
- Madasu, S., Cairncross, R. A., 2004. Static wetting on flexible substrates: a finite element formulation. *Int. J. Num. Meth. Fluids* 45, 301–319.
- Mandel, J., 1966. *Cours de Mécanique des Milieux Continus*. Gauthier-Villars, Paris.
- Moeckel, G. P., 1975. Thermodynamics of an interface. *Arch. Rat. Mech. Anal.* 57, 255–280.

- Olives, J., 1993. Capillarity and elasticity. The example of the thin plate. *J. Phys.: Condens. Matter* 5, 2081–2094.
- Olives, J., 1996. A combined capillarity and elasticity problem for a thin plate. *SIAM J. Appl. Math.* 56, 480–493.
- Olives, J., 2010a. Surface thermodynamics, surface stress, equations at surfaces and triple lines for deformable bodies. *J. Phys.: Condens. Matter* 22, 085005.
- Olives, J., 2010b. Reply to comment on ‘Surface thermodynamics and surface stress for deformable bodies’. *J. Phys.: Condens. Matter* 22, 428002.
- Olives, J., Bronner, G., 1984. The relative deformation gradient and its application to cylindrical folds with deformed lineations. *J. Struct. Geol.* 6, 599–601.
- Rusanov, A. I., 1975. Theory of the wetting of elastically deformed bodies. 1. Deformation with a finite contact angle. *Colloid J. USSR* 37, 614–622.
- Rusanov, A. I., 2005. Surface thermodynamics revisited. *Surf. Sci. Rep.* 58, 111–239.
- Shanahan, M. E. R., 1986. L’équation de l’équilibre près d’une arête de mouillage. *C. R. Acad. Sc. Paris II* 303, 1537–1540.
- Shanahan, M. E. R., de Gennes, P. G., 1986. L’arête produite par un coin liquide près de la ligne triple de contact solide/liquide/fluide. *C. R. Acad. Sc. Paris II* 302, 517–521.
- Simha, N. K., Bhattacharya, K., 2000. Kinetics of phase boundaries with edges and junctions in a three-dimensional multi-phase body. *J. Mech. Phys. Solids* 48, 2619–2641.
- Steinmann, P., 2008. On boundary potential energies in deformational and configurational mechanics. *J. Mech. Phys. Solids* 56, 772–800.
- Style, R. W., Boltyanskiy, R., Che, Y., Wettlaufer, J. S., Wilen, L. A., Dufresne, E. R., 2013. Universal deformation of soft substrates near a contact line and the direct measurement of solid surface stresses. *Phys. Rev. Lett.* 110, 066103.