

Mueller-Navelet jets in high-energy hadron collisions

F. Caporale*, D.Yu. Ivanov†, B. Murdaca* and A. Papa*

**Dipartimento di Fisica, Università della Calabria, and Istituto Nazionale di Fisica Nucleare, Gruppo collegato di Cosenza, I-87036 Arcavacata di Rende, Cosenza, Italy*

†Sobolev Institute of Mathematics and Novosibirsk State University, 630090 Novosibirsk, Russia

Abstract.

We consider within QCD collinear factorization the process $p + p \rightarrow \text{jet} + \text{jet} + X$, where two forward high- p_T jets are produced with a large separation in rapidity Δy (Mueller-Navelet jets [1]). The hard part of the reaction receives large higher-order corrections $\sim \alpha_s^n (\Delta y)^n$, which can be accounted for in the BFKL approach. We calculate cross section and azimuthal decorrelation, using the next-to-leading order jet vertices, in the small-cone approximation [2].

Keywords: QCD, LHC, forward physics

PACS: 12.38.-t, 12.38.Cy

INTRODUCTION

Using collinear factorization, we study in the BFKL approach [3] the production of two Mueller-Navelet jets in proton-proton collision ($\text{proton}(p_1) + \text{proton}(p_2) \rightarrow \text{jet}(k_{J_1}) + \text{jet}(k_{J_2}) + X$) in the kinematical region where the jets are separated by a large interval of rapidity, $\Delta y \gg 1$, which means large center of mass energy \sqrt{s} of the proton collisions.

The results of a complete NLA analysis of the process under consideration were reported in [4], see also [5]. This numerical study followed previous ones [6] based on the inclusion of NLA effects only in the Green's functions. In our work the observables under study, the cross section and the moments of the azimuthal decorrelation, have been calculated in the full NLA BFKL approach, taking the convolution of the BFKL Green's function with the jet vertices calculated in the “small-cone” approximation [2].

In the following we will show the dependence of our observables on the rapidity separation $\Delta y \equiv Y = \ln \frac{x_{J_1} x_{J_2} s}{|\vec{k}_{J_1}| |\vec{k}_{J_2}|}$, where $s = 2(p_1 \cdot p_2)$, while $x_{J_{1,2}}$ and $\vec{k}_{J_{1,2}}$ are the longitudinal fractions and the jet transverse momenta, respectively.

In QCD collinear factorization the cross section of the process reads

$$\frac{d\sigma}{dx_{J_1} dx_{J_2} d^2\vec{k}_{J_1} d^2\vec{k}_{J_2}} = \sum_{i,j=q,\bar{q},g} \int_0^1 dx_1 \int_0^1 dx_2 f_i(x_1, \mu_F) f_j(x_2, \mu_F) \frac{d\hat{\sigma}_{ij}(x_1 x_2 s, \mu_F)}{dx_{J_1} dx_{J_2} d^2\vec{k}_{J_1} d^2\vec{k}_{J_2}},$$

where the i, j indices specify parton types (quarks $q = u, d, s, c, b$; antiquarks $\bar{q} = \bar{u}, \bar{d}, \bar{s}, \bar{c}, \bar{b}$; or gluon g), $f_i(x, \mu_F)$ denotes the initial proton parton density function (PDF), the longitudinal fractions of the partons involved in the hard subprocess are $x_{1,2}$, μ_F is the factorization scale, $d\hat{\sigma}_{ij}$ is the partonic cross section for the production of jets and

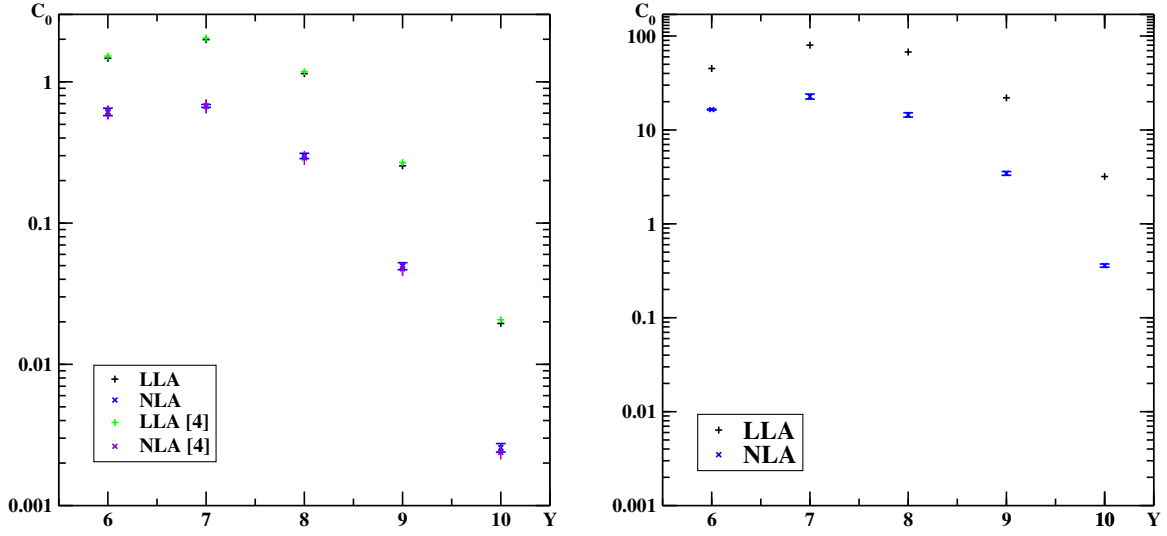


FIGURE 1. Y -dependence of the cross section \mathcal{C}_0 for $|\vec{k}_{J1,2}| = 35$ GeV (left) and $|\vec{k}_{J1,2}| = 20$ GeV (right). The typical optimal value for μ_R is around $3\sqrt{|\vec{k}_{J1}||\vec{k}_{J2}|}$, while values of Y_0 are in the range 1–4.

$\hat{s} = x_1 x_2 s$ is the squared center-of-mass energy of the parton-parton collision. The moments of the azimuthal decorrelations are given by

$$\langle \cos[m(\phi_{J1} - \phi_{J2} - \pi)] \rangle \equiv \langle \cos(m\varphi) \rangle = \mathcal{C}_m / \mathcal{C}_0 ,$$

$$\mathcal{C}_m = \int_0^{2\pi} d\phi_{J1} \int_0^{2\pi} d\phi_{J2} \cos[m(\phi_{J1} - \phi_{J2} - \pi)] \frac{d\sigma}{dy_{J1} dy_{J2} d|\vec{k}_{J1}| d|\vec{k}_{J2}| d\phi_{J1} d\phi_{J2}} ,$$

where $y_{Ji} = \frac{1}{2} \ln(x_{Ji}^2 s / \vec{k}_{Ji}^2)$, $i = 1, 2$, are the jet rapidities in the center of mass system. In the NLA BFKL approach [3], the cross section of the hard process reads

$$\frac{d\hat{\sigma}_{ij}(x_1 x_2 s, \mu)}{dx_{J1} dx_{J2} d^2 \vec{k}_{J1} d^2 \vec{k}_{J2}} = \frac{s}{(2\pi)^2} \int \frac{d^2 \vec{q}_1}{\vec{q}_1^2} V_i(\vec{q}_1, s_0, x_1; \vec{k}_{J1}, x_{J1}) \int \frac{d^2 \vec{q}_2}{\vec{q}_2^2} V_j(-\vec{q}_2, s_0, x_2; \vec{k}_{J2}, x_{J2})$$

$$\times \int_{\delta - i\infty}^{\delta + i\infty} \frac{d\omega}{2\pi i} \left(\frac{x_1 x_2 s}{s_0} \right)^\omega G_\omega(\vec{q}_1, \vec{q}_2) . \quad (1)$$

Here $V_{i,j}$ is the jet vertices (impact factors) which we take in the small-cone approximation [2]. The Green's function in (1) obeys the BFKL equation [3]. The artificial scale s_0 is introduced in the BFKL approach to perform the Mellin transform from the s -space to the complex angular momentum plane and cancels in the full expression for the amplitude with the NLA accuracy.

NUMERICAL RESULTS

We present our results for the dependence on $Y = y_{J1} - y_{J2}$ of the \mathcal{C}_m calculated using exponentiated representation [7]. We put the factorization and the renormalization scales

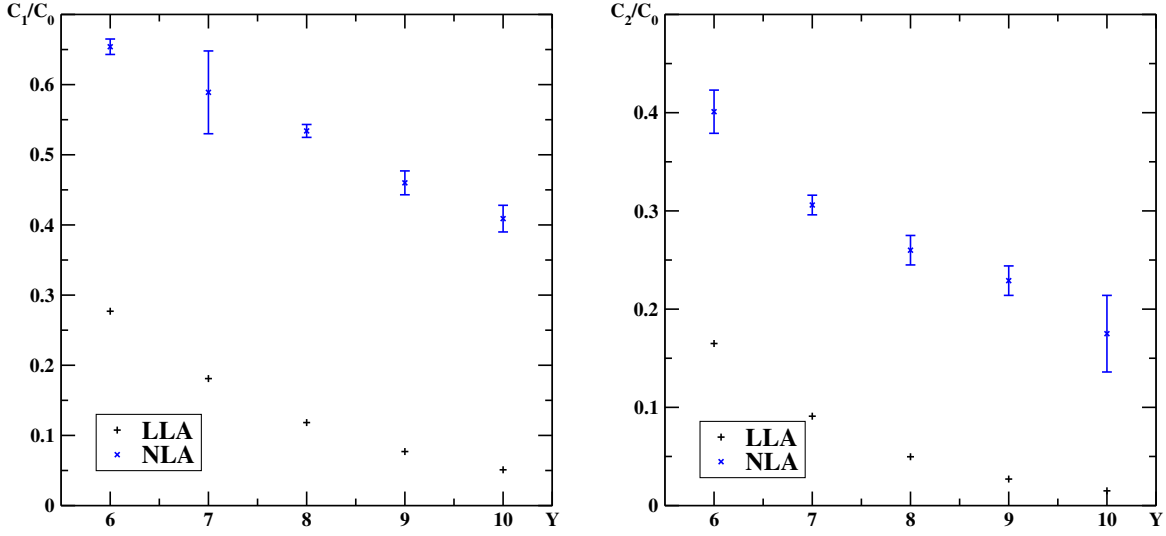


FIGURE 2. Y -dependence of $\mathcal{C}_1/\mathcal{C}_0$ (left) and $\mathcal{C}_2/\mathcal{C}_0$ (right) for $|\vec{k}_{J_1}| = |\vec{k}_{J_2}| = 20$ GeV.

equal, $\mu_F = \mu_R$. To compare our predictions with the forthcoming LHC data, we set the center-of-mass energy \sqrt{s} at 14 TeV and fix the cone size at the value $R = 0.5$. We use the PDF set MSTW2008nnlo [8] and the two-loop running coupling with $\alpha_s(M_Z) = 0.11707$. Following a recent CMS study [9], we restrict the rapidities of the Mueller-Navelet jets to the region $3 \leq |y_J| \leq 5$, with steps Δy_J equal to 0.5. We present the cross section \mathcal{C}_0 , the azimuthal decorrelations $\mathcal{C}_1/\mathcal{C}_0$ and $\mathcal{C}_2/\mathcal{C}_0$ versus the relative rapidity.

We perform our calculation both in the LLA and in the NLA. In the LLA we fixed the values of the renormalization and energy scales, μ_R and s_0 , as suggested by the kinematics of the process, *i.e.* $\mu_R^2 = s_0 = |\vec{k}_{J_1}| |\vec{k}_{J_2}|$. In the NLA, following Ref. [7], we use an adaptation of the *principle of minimal sensitivity* (PMS) [10], which consists in taking as optimal choices for μ_R and s_0 those values for which the physical observable exhibits the minimal sensitivity to changes of both these scales. The motivation of this procedure is that complete resummation of the perturbative series would not depend on the scales μ_R and s_0 , so the optimization method is supposed to mimic the effect of the most relevant uncalculated subleading terms. In our search for optimal values, we took integer values for $Y_0 = \ln(s_0/(|\vec{k}_{J_1}| |\vec{k}_{J_2}|))$. We found that, for \mathcal{C}_0 , a stationary point in the μ_R - s_0 plane could always be singled out, typically a local maximum. As in previous works [7], the optimal values of the energy scales turn to be far from the kinematic scale. In a similar manner, we performed the analysis to determine $\mathcal{C}_1/\mathcal{C}_0$ and $\mathcal{C}_2/\mathcal{C}_0$. In this case we found that the stability region is less evident than in \mathcal{C}_0 .

We studied Mueller-Navelet jets in the cases $|\vec{k}_{J_{1,2}}| = 35$ GeV, $|\vec{k}_{J_{1,2}}| = 20$ GeV and $|\vec{k}_{J_1}| = 20$ GeV and $|\vec{k}_{J_2}| = 35$ GeV. For a summary of the results, see Figs. 1–3.

CONCLUSIONS

We studied the Y -dependence of the cross section and the azimuthal decorrelation of the Mueller-Navelet jets in full NLA BFKL, at different values of jet transverse momenta,

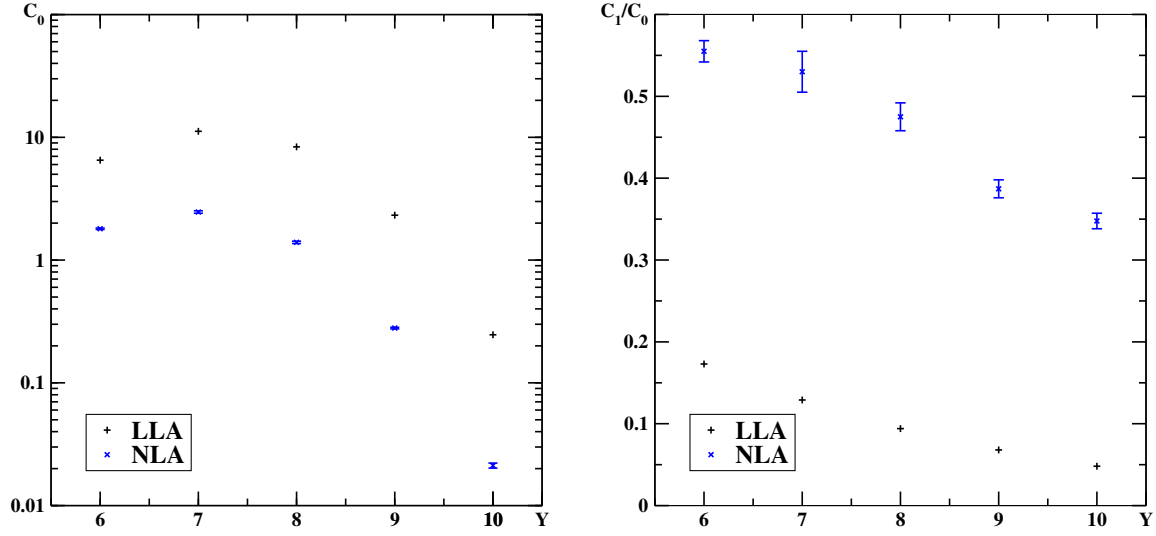


FIGURE 3. Y -dependence of the cross section \mathcal{C}_0 (left) and $\mathcal{C}_1/\mathcal{C}_0$ (right) for $|\vec{k}_{J_1}| = 20$ GeV and $|\vec{k}_{J_2}| = 35$ GeV.

using the jet vertex in the small-cone approximation. An optimized procedure (PMS) has led to results stable in the considered energy interval. Our predictions at $|\vec{k}_{J_{1,2}}| = 35$ GeV are compatible with previous calculation where the jet cone size was treated exactly [4]. In particular we have found a complete agreement in \mathcal{C}_0 and a moderate discrepancy for the moments of the azimuthal decorrelations. So, our study substantially confirms the results of [4] and demonstrates the reliability of the small-cone approximation. Instead the analysis at $|\vec{k}_{J_{1,2}}| = 20$ GeV is new. In this kinematics more undetected gluon radiation is expected, which allows for a better discrimination between BFKL and NLO DGLAP approaches.

REFERENCES

1. A.H. Mueller, H. Navelet, Nucl. Phys. B **282** (1987) 727.
2. D. Yu. Ivanov, A. Papa, JHEP **1205** (2012) 086.
3. V.S. Fadin, E.A. Kuraev, L.N. Lipatov, Phys. Lett. **B60** (1975) 50; E.A. Kuraev, L.N. Lipatov and V.S. Fadin, Zh. Eksp. Teor. Fiz. **71** (1976) 840 [Sov. Phys. JETP **44** (1976) 443]; **72** (1977) 377 [**45** (1977) 199]; Ya.Ya. Balitskii and L.N. Lipatov, Sov. J. Nucl. Phys. **28** (1978) 822.
4. D. Colferai, F. Schwennsen, L. Szymanowski, S. Wallon, JHEP **1012** (2010) 026.
5. B. Ducloué, L. Szymanowski, S. Wallon, arXiv:1208.6111.
6. A. Sabio Vera, Nucl. Phys. B **746** (2006) 1; A. Sabio Vera, F. Schwennsen, Nucl. Phys. B **776** (2007) 170; C. Marquet, C. Royon, Phys. Rev. D **79** (2009) 034028.
7. D.Yu. Ivanov and A. Papa, Nucl. Phys. B **732** (2006) 183; Eur. Phys. J. C **49** (2007) 947; F. Caporale, A. Papa and A. Sabio Vera, Eur. Phys. J. C **53** (2008) 525.
8. A.D. Martin, W.J. Stirling, R.S. Thorne and G. Watt, Eur. Phys. J. C **63** (2009) 189.
9. S. Cerci and D. d’Enterria, AIP Conf. Proc. **1105** (2009) 28.
10. P.M. Stevenson, Phys. Lett. **B100** (1981) 61; Phys. Rev. D **D23** (1981) 2916.