

A Possible Hermitian Neutrino Mixing Ansatz

Wu-zhong Guo^{1,2,3,*} and Miao Li^{1,2,3,†}

¹*Institute of Theoretical Physics, Chinese Academy of Sciences, Beijing 100190, China*

²*Kavli Institute for Theoretical Physics China,
Chinese Academy of Sciences, Beijing 100190, China*

³*National Key Laboratory of Frontiers in Theoretical Physics,
Chinese Academy of Sciences, Beijing 100190, China*

Abstract

Using a recent global analysis result after the precise measurement of θ_{13} , a possible Hermitian neutrino mixing ansatz is discussed, the mixing matrix is symmetric and also symmetric with respect with the second diagonal line in the leading order. This leading order ansatz predicts $\theta_{13} = 12.2^\circ$. Next, consider the hierarchy structure of the lepton mass matrix as the origin of perturbation of the mixing matrix, we find that this ansatz with perturbation can fit current data very well.

*Electronic address: wuzhong@itp.ac.cn

†Electronic address: mli@itp.ac.cn

I. INTRODUCTION

Many neutrino experiments have revealed that the three known light neutrinos must have finite but small masses and that different flavor neutrinos oscillate from one to another. The massive neutrino states ν_L are related to the flavor states ν_{fL} by the 3×3 PMNS matrix:

$$\begin{pmatrix} \nu_e \\ \nu_\mu \\ \nu_\tau \end{pmatrix}_L = U_{PMNS} \begin{pmatrix} \nu_1 \\ \nu_2 \\ \nu_3 \end{pmatrix}_L \quad (1)$$

The PMNS matrix is unitary, and can be parameterized in the standard way, with three mixing angles and three CP-related phases:

$$U_{PMNS} = UK \quad (2)$$

with

$$U = \begin{pmatrix} c_{12}c_{13} & s_{12}c_{13} & s_{13}e^{-i\delta} \\ -c_{23}s_{12} - s_{23}c_{12}s_{13}e^{i\delta} & c_{23}c_{12} - s_{23}s_{12}s_{13}e^{i\delta} & s_{23}c_{13} \\ s_{23}s_{12} - c_{23}c_{12}s_{13}e^{i\delta} & -s_{23}c_{12} - c_{23}s_{12}s_{13}e^{i\delta} & c_{23}c_{13} \end{pmatrix}, \quad (3)$$

$$K = \text{diag}(e^{i\rho}, e^{i\sigma}, 1), \quad (4)$$

Where $c_{ij} = \cos \theta_{ij}$ and $s_{ij} = \sin \theta_{ij}$, the phases ρ and σ are physically relevant only if the massive neutrinos are Majorana particles.

The mixing angles θ_{23} and θ_{12} are much larger than θ_{13} . Before the recent experiment results of T2K [1], MINOS [2] and Double Chooz [3], the best-fit of neutrino oscillation angles are usually taken to be $\theta_{13} \approx 0^\circ$, $\theta_{23} \approx 45^\circ$ and $\theta_{12} \approx 34^\circ$. Many ansatzes are proposed to explain the smallness of θ_{13} and maximality of $\sin \theta_{23}$ [6]. The well-known tri-bimaximal mixing pattern is consistent with experiment data then [7]. But Daya Bay SBL experiment made a precise measurement of θ_{13} from the $\bar{\nu}_e \rightarrow \bar{\nu}_e$ oscillations [4]. The θ_{13} best-fit ($\pm 1\sigma$ range) result is

$$\sin^2 2\theta_{13} = 0.092 \pm 0.016(\text{stat}) \pm 0.005(\text{syst}), \quad (5)$$

which is to say that $\theta_{13} \neq 0^\circ$ at the 5.2σ level. The RENO collaboration confirmed the Daya Bay result soon [5].

θ_{13} is not really very small. This fact makes many ansatzes face difficulties [6] and opens the door of possible new phenomenological applications. The possible explanation and impact of large θ_{13} have been

discussed recently by many authors for example [15]-[19]. The precise measurement of θ_{13} also has impact on the global analysis of the mixing parameters. Many groups have already performed global analyses recently [8] [9]. We pay particular attention to the result of [8]. There is an interesting indication that the mixing angle θ_{23} deviates from the maximal mixing(i.e., $\theta_{23} < \frac{\pi}{4}$ (at $\leq 3\sigma$ in NH and $\leq 2\sigma$ in IH). And a weak hint at the CP-violation phase $\delta \sim \pi$. But a reliable result on δ is not available without the future long-baseline neutrino oscillation experiments.

In the phenomenological view, the new global analysis result may change the form of the PMNS matrix significantly. If the value of θ_{23} is much smaller, the absolute value of $U_{\tau 1}$ ($|U_{\tau 1}| = |s_{12}s_{23} - c_{12}c_{23}s_{13}e^{i\delta}|$) will also decrease. This makes the Hermitian (or symmetric) ansatz of PMNS matrix seem more possible. In fact, a Hermitian(and symmetric) ansatz has been discussed by some authors [10][11]. The phenomenological view of the Hermitian PMNS matrix also appears in a recent paper [12]. Encouraged by the global analysis result [8], we study the possible view that the PMNS matrix is Hermitian in the leading order. Consider the strategy that the real PMNS matrix has the following structure [6],

$$U_{PMNS} = (U_h + \Delta U) K , \quad (6)$$

where U_h is the Hermitian ansatz in the leading order, and ΔU is the perturbation.

We propose a Hermitian ansatz according to the recent global analysis data in section 2. The relation between the possible perturbation and the mass matrix of lepton is discussed in section 3. And we calculate next-to-the-leading and next-to-next-to-the-leading corrections. We find that it has a prediction consistent with the data very well. Further discussion of the neutrino mass matrix and conclusion appears in section 4.

II. THE ANSATZ

To get a proper ansatz, we turn to the experiment data [8]. We simply use the global analysis best-fit data in the standard parametrization (3). As observed by Yoni-Ben Tov and Zee [12], the exact Hermitian mixing matrix would predict the conservation of CP. So we expect the CP-violation is very small if the Hermitian ansatz is proper. Though there is a hint that $\delta \sim \pi$, the Hermitian ansatz seems more probable when the $\delta \sim 0$. If the CP-violation originates from a small perturbation of an ansatz, it is more natural to assume $\delta \sim 0$. So we just ignore the possibility that $\delta \sim \pi$,and use the NH data [8]

$$\sin^2 \theta_{12} = 0.307, \sin^2 \theta_{13} = 0.0241, \sin^2 \theta_{23} = 0.386, \delta = 0 \quad (7)$$

Then the matrix U_{exp} is

$$U_{exp} = \begin{pmatrix} 0.822 & 0.547 & 0.155 \\ -0.514 & 0.599 & 0.614 \\ 0.243 & -0.584 & 0.777 \end{pmatrix} \quad (8)$$

The minus sign of $U_{exp,\mu 1}$ and $U_{exp,\tau 2}$ can be changed by making a basis transformation

$$e_L \rightarrow \text{diag} \left(1, 1, e^{i\pi} \right) e_L, \quad (9)$$

and

$$\nu_L \rightarrow \text{diag} \left(e^{i\pi}, 1, 1 \right) \nu_L \quad (10)$$

a phase of K would change, if the neutrinos are Majorana. Then the matrix U_{exp} would look proximately Hermitian

$$U_{exp} = \begin{pmatrix} -0.822 & 0.547 & 0.155 \\ 0.514 & 0.599 & 0.614 \\ 0.243 & 0.584 & -0.777 \end{pmatrix} \quad (11)$$

Encouraged by the data, we put forward an simple ansatz of the matrix U. The form of this matrix is the following:

$$U_h^{(0)} = \begin{pmatrix} -a & b & c \\ b & b & b \\ c & b & -a \end{pmatrix} \quad (12)$$

This form of the mixing matrix also exhibits symmetry in the lepton sector. The general real and Hermitian matrix is

$$U_h^{(0)} = \begin{pmatrix} -a & b & c \\ b & d & e \\ c & e & f \end{pmatrix} \quad (13)$$

If the Z_2 transformation $\nu_1 \leftrightarrow \nu_3$ and $e \leftrightarrow \tau$ keeps the mixing matrix invariant, we have $-a = f$ and $b = e$. We just need $d = b$ to get the form (12), it turns out that this requirement results from a certain form of the mass matrix, as will be discussed in sect.4. The unitary property of matrix U helps us to fix the parameters a, b and c. The numerical result is

$$U_h^{(0)} = \begin{pmatrix} \frac{1}{\sqrt{3-3}} & \frac{1}{\sqrt{3}} & \frac{1}{\sqrt{3+3}} \\ \frac{1}{\sqrt{3}} & \frac{1}{\sqrt{3}} & \frac{1}{\sqrt{3}} \\ \frac{1}{\sqrt{3+3}} & \frac{1}{\sqrt{3}} & \frac{1}{\sqrt{3-3}} \end{pmatrix} \quad (14)$$

$U_h^{(0)}$ has a simple and beautiful structure. Comparing with the parametrization (3), we get $\theta_{13} \approx 12.2^\circ$ deviating from experiment result about 3° in this simple mixing pattern, and the degeneration of the θ_{23} and θ_{12} , and of course no CP-violation. According to (6), the deviation of our ansatz from the best-fit data is

$$\Delta U = \begin{pmatrix} -0.0333 & -0.0304 & -0.0563 \\ -0.0634 & 0.0216 & 0.0366 \\ 0.0317 & 0.00660 & 0.0117 \end{pmatrix} \quad (15)$$

The magnitude of each element of ΔU is of $O(0.01)$ (U_{exp} is of $O(0.1)$). This implies that all the mixing angles should receive the same order correction in a natural way [6]. The relative deviation of θ_{13} is much larger than others because of the smallness of θ_{13} . We will show in section 3 that it is easy to make a perturbation to match the experimental data.

III. HIGH ORDER CORRECTIONS

The lepton flavor mixing matrix U_{PMNS} is directly related with the diagonalization of the charged lepton mass matrix M_l and neutrino mass matrix M_ν . We take the charged lepton mass matrix to be Hermitian and consider the case that the neutrinos are Majorana (There is only the left-hand Majorana mass term). So the mass matrix can be diagonalized as

$$V_l^\dagger M_l V_l = \text{diag} \left(m_e, m_\mu, m_\tau \right) \quad (16)$$

and

$$V_\nu^T M_\nu V_\nu = \text{diag} \left(m_1, m_2, m_3 \right) \quad (17)$$

The PMNS matrix is $U_{PMNS} = V_l^\dagger V_\nu$. In general, it is the product of V_l^\dagger and V_ν that determines the mixing pattern. But the possibility that the leading effect of mixing pattern is caused by V_ν or V_l with the other one as the next-leading order perturbation has been suggested and studied [13]. The structure of mass matrix is directly related with the transformation matrix. The mass spectrum of charged lepton and neutrino would give some information about the mass matrix structure. The much larger mass hierarchy of charged leptons may have some relation with the mass matrix elements hierarchy structure. And the mass hierarchy of neutrino is not so large, so it may be natural to think that the mass matrix elements are not in the hierarchy structure. One possible and simple charged lepton mass matrix structure is that it is nearly diagonalized. Then in the leading order the transformation matrix of

charged lepton is close to 1. So it is the transformation matrix V_ν that determines the leading mixing pattern.

We start from the charged lepton mass matrix:

$$M_l = \begin{pmatrix} m_1 & \epsilon & \eta \\ \epsilon^* & m_2 & \kappa \\ \eta^* & \kappa^* & m_3 \end{pmatrix} \quad (18)$$

Where m_1, m_2 and m_3 are all real, ϵ, η and κ are complex. Considering the mass hierarchy of charged leptons, we assume the following relation between these parameters.

$$|\epsilon|, m_1 \ll m_2, m_3, \quad (19)$$

$$|\eta|, |\kappa| \ll |\epsilon|, m_1 \quad \text{and} \quad m_1 \ll |\epsilon| \quad (20)$$

This charged leptons mass matrix is nearly diagonalized. The leading order structure is assumed to be the following.

$$M_l^{(0)} = \begin{pmatrix} 0 & 0 & 0 \\ 0 & m_2 & 0 \\ 0 & 0 & m_3 \end{pmatrix} \quad (21)$$

This predicts the mass of electron be zero. This form is reasonable for the big mass hierarchy between e and μ ($\frac{m_\mu}{m_e} \approx 200$). The unitary transformation matrix V_l is trivial, i.e. $V_l^{(0)} = 1$. So the transformation matrix V_ν is just the leading mixing matrix $U_h^{(0)}$. And we assume the transformation matrix V_ν stays the same in the all order calculation. The next-leading order is just related with the structure of the charged lepton mass matrix.

Before we go on to consider the next to the leading order, let us compare the leading order prediction with the data. The leading order predicts that $\sin^2 \theta_{12}^{(0)} = \sin^2 \theta_{23}^{(0)} \approx 0.349$. $\theta_{23}^{(0)}$ is in the 2σ region and $\theta_{12}^{(0)}$ is just in the 3σ region. $\theta_{13}^{(0)}$ is even worse, since $\sin^2 \theta_{13}^{(0)} \approx 0.0446$, which is out of the 3σ allowed region of the data, so the next-leading order calculation is necessary.

Consider (19), the next-leading order mass matrix of charged lepton is [14]

$$M_l^{(1)} = \begin{pmatrix} 0 & \epsilon & 0 \\ \epsilon^* & m_2 & 0 \\ 0 & 0 & m_3 \end{pmatrix} \quad (22)$$

With $\epsilon = |\epsilon|e^{i\lambda}$. This matrix deviates from the diagonalized matrix by off-diagonal element ϵ , but it is also easy to be diagonalized by the transformation matrix

$$V_l^{(1)} = \begin{pmatrix} \cos \theta & \sin \theta e^{i\phi} & 0 \\ -\sin \theta e^{-i\phi} & \cos \theta & 0 \\ 0 & 0 & 1 \end{pmatrix} \quad (23)$$

Where $\tan \theta = \sqrt{\frac{m_e}{m_\mu}} \approx 0.07$, $m_3 = m_\tau$, $m_2 = m_\mu - m_e$, $|\epsilon| = \sqrt{m_e m_\mu}$ and $\phi = \lambda$. Using the relation $U_h^{(1)} = V_l^{(1)\dagger} V_\nu = V_l^{(1)\dagger} U_h^{(0)}$, we get the next-leading order mixing matrix:

$$U_h^{(1)} = \begin{pmatrix} \frac{\cos \theta}{\sqrt{3-3}} - \frac{\sin \theta e^{i\lambda}}{\sqrt{3}} & \frac{\cos \theta}{\sqrt{3}} - \frac{\sin \theta e^{i\lambda}}{\sqrt{3}} & \frac{\cos \theta}{\sqrt{3+3}} - \frac{\sin \theta e^{i\lambda}}{\sqrt{3}} \\ \frac{\cos \theta}{\sqrt{3}} + \frac{\sin \theta e^{-i\lambda}}{\sqrt{3-3}} & \frac{\cos \theta}{\sqrt{3}} + \frac{\sin \theta e^{-i\lambda}}{\sqrt{3}} & \frac{\cos \theta}{\sqrt{3}} + \frac{\sin \theta e^{-i\lambda}}{\sqrt{3+3}} \\ \frac{1}{\sqrt{3+3}} & \frac{1}{\sqrt{3}} & \frac{1}{\sqrt{3-3}} \end{pmatrix} \quad (24)$$

There is only one free parameter λ here. And the possible CP-violation phase is also included in the next-leading order. Now after rephasing (23) and comparing with the standard parametrization (3) it is straightforward to write down the mixing parameters after correction,

$$\sin^2 \theta_{13}^{(1)} \simeq \left(\frac{1}{\sqrt{3+3}} \right)^2 - \frac{2}{3+3\sqrt{3}} \sqrt{\frac{m_e}{m_\mu}} \cos \lambda, \quad (25)$$

$$\sin^2 \theta_{23}^{(1)} \simeq \frac{2 + 2(\sqrt{3}-1) \sqrt{\frac{m_e}{m_\mu}} \cos \lambda}{4 + \sqrt{3} + 2(\sqrt{3}-1) \sqrt{\frac{m_e}{m_\mu}} \cos \lambda}, \quad (26)$$

$$\sin^2 \theta_{12}^{(1)} \simeq \frac{2 - 4 \sqrt{\frac{m_e}{m_\mu}} \cos \lambda}{4 + \sqrt{3} + 2(\sqrt{3}-1) \sqrt{\frac{m_e}{m_\mu}} \cos \lambda}, \quad (27)$$

$$\tan \delta^{(1)} \simeq \frac{-(\sqrt{3}+1) \sqrt{\frac{m_e}{m_\mu}} \sin \lambda}{1 - (1 + \sqrt{3}) \sqrt{\frac{m_e}{m_\mu}} \cos \lambda}, \quad (28)$$

Here we only keep the order $O(\sqrt{\frac{m_e}{m_\mu}})$. If λ is in the first and fourth quadrant, the degeneration of θ_{23} and θ_{12} disappears with θ_{23} becoming larger and θ_{12} becoming smaller, which is in keep with the experiment data. The next-leading order correction to $\sin^2 \theta_{13}^{(0)}$ is about -0.02, which also can fit the data much better. More precisely, $\theta_{13}^{(1)}$ can lie in the 2σ range if $0 \leq \lambda \leq 0.413$ or $5.870 \leq \lambda \leq 2\pi$, $\theta_{13}^{(1)}$ can lie in the 3σ range if $0 \leq \lambda \leq 0.687$ or $5.596 \leq \lambda \leq 2\pi$ (see figure 1). $\theta_{23}^{(1)}$ can be in the 2σ range in a large area of the parameter space of λ . $\theta_{23}^{(1)}$ fits the data very well in the leading order, when λ is small or near 2π , $\theta_{12}^{(1)}$ would

lie in the 1σ region. The best-fit point can also be included. There are two possible CP-violation phases, one is near zero, another is near π . As we have assumed, δ should be near zero in the natural way, λ is constrained in the fourth quadrant. The rephasing-invariant parameter $\mathcal{J} \approx \frac{\sqrt{3}}{18} \sqrt{\frac{m_e}{m_\mu}} \sin \lambda \sim O(0.001)$.

As we can see, the next-leading order correction can fit the data. But it is still not very satisfied, let us consider the next-to-next-to-the-leading order correction now. The mass matrix of charged lepton would be of the following structure

$$M_l^{(2)} = \begin{pmatrix} m_1 & \epsilon & 0 \\ \epsilon^* & m_2 & 0 \\ 0 & 0 & m_3 \end{pmatrix} \quad (29)$$

It is also very easy to diagonalize by a similar matrix

$$V_l^{(2)} = \begin{pmatrix} \cos \zeta & \sin \zeta e^{i\rho} & 0 \\ -\sin \zeta e^{-i\rho} & \cos \zeta & 0 \\ 0 & 0 & 1 \end{pmatrix} \quad (30)$$

Where $\tan \zeta = \sqrt{\frac{m_e+m_1}{m_\mu}}$, $m_3 = m_\tau$, $m_2 + m_1 = m_\mu - m_e$ and $\rho = \lambda$. Besides the parameter λ , a new parameter appears, i.e. m_1 . We define $m_1 \equiv (C^2 - 1)m_e$ (with $C > 1$), where C is real and positive. Then $\tan \zeta = C \sqrt{\frac{m_e}{m_\mu}}$. As we have assume $m_1 \ll |\epsilon|$ and know $|\epsilon|$ is of $O(\sqrt{m_\mu m_e}) \sim O(10)m_e$, m_1 should be order m_e , i.e. C is of $O(1)$. It is straightforward to calculate the next-to-next-to-the-leading order correction as the same way above

$$\sin^2 \theta_{13}^{(2)} \simeq \left(\frac{1}{\sqrt{3} + 3} \right)^2 - \frac{2}{3 + 3\sqrt{3}} \sqrt{\frac{m_e}{m_\mu}} C \cos \lambda, \quad (31)$$

$$\sin^2 \theta_{23}^{(2)} \simeq \frac{2 + 2(\sqrt{3} - 1) \sqrt{\frac{m_e}{m_\mu}} C \cos \lambda}{4 + \sqrt{3} + 2(\sqrt{3} - 1) \sqrt{\frac{m_e}{m_\mu}} C \cos \lambda}, \quad (32)$$

$$\sin^2 \theta_{12}^{(2)} \simeq \frac{2 - 4 \sqrt{\frac{m_e}{m_\mu}} C \cos \lambda}{4 + \sqrt{3} + 2(\sqrt{3} - 1) \sqrt{\frac{m_e}{m_\mu}} C \cos \lambda}, \quad (33)$$

$$\tan \delta^{(2)} \simeq \frac{-(\sqrt{3} + 1) \sqrt{\frac{m_e}{m_\mu}} C \sin \lambda}{1 - (1 + \sqrt{3}) \sqrt{\frac{m_e}{m_\mu}} C \cos \lambda}, \quad (34)$$

The new parameter C is a linear decreasing function of θ_{13} , so θ_{13} is sensitive to the value of C . It is possible to make $\sin^2 \theta_{13}^{(2)}$ lie in the 1σ region. $\sin^2 \theta_{12}^{(2)}$ can still be in the 1σ region in a large interval of C and λ . $\sin^2 \theta_{23}^{(2)}$ is an increasing function of C , if λ is fixed in the first or fourth quadrant. But $\sin^2 \theta_{23}^{(2)}$ increases very slowly, so a large value of C is needed to get the 1σ region data. On the other hand, too large C would make $\sin^2 \theta_{12}^{(2)}$ and $\sin^2 \theta_{13}^{(2)}$ decrease too much. Though λ could be adjusted to reduce $\sin^2 \theta_{12}^{(2)}$, the parameter space of λ and C is expected to be narrow. We expect the higher order correction will affect $\sin^2 \theta_{23}^{(2)}$. But it is easy to find C and λ to keep $\sin^2 \theta_{13}^{(2)}$ and $\sin^2 \theta_{12}^{(2)}$ both in the 1σ region and $\sin^2 \theta_{23}^{(2)}$ in the 2σ region of data. The CP-violation phase $\delta^{(2)}$ is still near zero with a deviation about 10° . Future measurement of δ will test our theoretical consideration.

We do not consider higher order corrections here.

IV. THE NEUTRINO MASS MATRIX

In this last section, we make some comments on the mass matrix of neutrinos. The hierarchy structure of charged lepton mass matrix elements give the nearly diagonalized matrix in the leading order. The transformation matrix V_ν is just the product of leading order mixing matrix $U_h^{(0)}$ and K , i.e. $V_\nu = U_h^{(0)} K$. Using (16), we can get the mass matrix of neutrinos as the following

$$M_\nu = V_\nu \text{diag} \left(m_1, m_2, m_3 \right) V_\nu^T \quad (35)$$

Taking $V_\nu = U_h^{(0)} K$ into (34), we get M_ν

$$M_\nu = \begin{pmatrix} x+y & z & y+z \\ z & x & 2y+z \\ y+z & 2y+z & x-y \end{pmatrix} \quad (36)$$

With

$$x = \frac{1}{3}(\hat{m}_1 + \hat{m}_2 + m_3) \quad (37)$$

$$y = \frac{1}{\sqrt{3}}(\hat{m}_1 - m_3) \quad (38)$$

$$z = \frac{1}{3}(\hat{m}_2 + \frac{1}{\sqrt{3}+1}m_3 - \frac{1}{\sqrt{3}-1}\hat{m}_1) \quad (39)$$

where $\hat{m}_1 = m_1 e^{2ip}$, $\hat{m}_2 = m_2 e^{2i\sigma}$. From the oscillation experiment and the cosmology observation, we know the mass spectrum is $m_1 \approx m_2, m_1(m_2) \ll m_3$ or $m_3 \ll m_1(m_2)$. So elements of neutrino mass

matrix do not have the hierarchy structure as the charged lepton mass matrix. But (35) has an interesting property. The sums of every column and every row are all equal, $\sum_{i=1,2,3} M_{\nu,\lambda i} = x + 2y + 2z$ ($\lambda = e, \mu, \tau$) and $\sum_{\lambda=e,\mu,\tau} M_{\nu,\lambda i} = x + 2y + 2z$ ($i = 1,2,3$). This property also appears in some A_4 models [20][21], but mass matrix (36) show less symmetry than the A_4 models mass matrix.

The logic can also be reversed. If the mass matrix has the structure as (35), we can diagonalize it and get the mixing ansatz (13). We expect some new symmetry or underlying mechanism would give the mass matrix structure (18) and (36). Then we can know more about the origin of the mass matrix structure, which may be related with the high-scale physics. We also notice the different mass form of charged lepton and neutrino. But it is not unnatural that the mass matrix origins of charged leptons and neutrinos may be due to different mechanisms.

We show in this paper that a Hermitian ansatz can be made to fit the experimental data very well. The mixing ansatz that we propose in section 2 is just a phenomenological consideration, its theoretical mechanism is unclear yet. The future precise measurements of the mixing parameters, especially of the CP-violation phase δ in the LBL experiments, will provide more information on the mixing pattern and constrain all the parameters. We expect δ be near zero, and then the Hermitian ansatz can be an important hint at the underlying physical theory.

-
- [1] K. Abe *et al.* (T2K Collaboration), Phys. Rev. Lett. **107** (2011) 041801 .
 - [2] P. Adamson *et al.* (MINOS Collaboration), Phys. Rev. Lett. **107** (2011) 181802 .
 - [3] Y. Abe *et al.* (Double Chooz Collaboration), Indication for the disappearance of reactor electron antineutrinos in the Double Chooz experiment, arXiv:1112.6353.
 - [4] F.P.An *et al.* (Daya Bay collaboration), Observation of Electron-Antineutrino Disappearance at Daya Bay, Phys. Rev. Lett. **108** (2012) 171803.
 - [5] J.K.Ahn *et al.* (RENO collaboration), Observation of Reactor Electron Antineutrinos Disappearance in the RENO Experiment, Phys. Rev. Lett. **108** (2012) 191820.
 - [6] For a comment on many ansatzes after Daya Bay experiment, see Z. Z. Xing, Implications of the Daya Bay observation of θ_{13} on the leptonic flavor mixing structure and CP violation, Chinese. Phys. C. **36** (2012) 281.
 - [7] P. F. Harrison, D. H. Perkins, W. G. Scott, Tri-bimaximal mixing and the neutrino oscillation data, Phys. Lett. B **530** (2002) 167.
 - [8] G. L. Fogli, E. Lisi, A. Marrone, D. Montanino, A. Palazzo, and A. M. Rotunno, Global analysis of neutrino masses, mixings, and phases: Entering the era of leptonic CP violation searches, Phys. Rev. D **86** (2012) 013012.

- [9] D. V. Forero, M Trtola , J. W. F. Valle, Global status of neutrino oscillation parameters after Neutrino-2012, arxiv:12054018.
- [10] K. A. Hochmuth and W. Rodejohann, On symmetric lepton mixing matrix, Phys. Lett. B **644** (2007) 147.
- [11] A. S. Joshipura and A. Yu. Smirnov, Quark-Lepton universality and large leptonic mixing, Nucl. Phys. B **75** (2006) 28.
- [12] Yoni BenTova and A. Zee, The neutrino mixing matrix could (almost) be diagonal with entries ± 1 , Phys. Lett. B **714** (2012) 80.
- [13] Z. Z. Xing, Almost maximal lepton mixing with large T violation in neutrino oscillations and neutrinoless double beta decay , Phys. Rev. D **64** (2001) 093013; Carlo Giunti and Morimitsu Tanimoto, Deviation of neutrino mixing from bimaximal mixing, Phys. Rev. D **66** (2002) 053013; P.H. Frampton, S.T. Petcov and W. Rodejohann, On Deviations from Bimaximal Neutrino Mixing, Nucl. Phys. B **687** (2004) 31; Guido Altarellia, Ferruccio Ferugliob and Isabella Masinac, Can neutrino mixings arise from the chargedlepton sector?, Nucl. Phys. B **689** (2004) 157; C A de S Pires, More on deviation from bi-maximal neutrino mixing, J. Phys. G: Nucl. Part. Phys. **30** (2004) B29.
- [14] The next-to-the-leading order structure is same as that is considered in the following paper. Z. Z. Xing, Nearly tri-bimaximal neutrino mixing and CP violation, Phys. Lett. B **533** (2002) 85.
- [15] Y.L.Wu, SU(3) Gauge Family Symmetry and Prediction for the Lepton-Flavor Mixing and Neutrino Masses with Maximal Spontaneous CP Violation, Phys. Lett. B **714**, 286 (2012) [arXiv:1203.2382 [hep-ph]].
- [16] H.J He and X.J. Xu, Octahedral Symmetry with Geometrical Breaking: New Prediction for Neutrino Mixing Angle θ_{13} and CP Violation, arXiv:1203.2908 [hep-ph].
- [17] S. Luo and Z.-z. Xing, Impacts of the observed θ_{13} on the running behaviors of Dirac and Majorana neutrino mixing angles and CP-violating phases, arXiv:1203.3118 [hep-ph].
- [18] Chun Liu and Zhen-hua Zhao, θ_{13} and the Higgs mass from high scale supersymmetry, arXiv:1205.3849[hep-ph].
- [19] Shao-Feng Ge, Duane A. Dicus and Wayne W. Repko, Residual Symmetries for Neutrino Mixing with a Large θ_{13} and Nearly Maximal δ_D , Phys. Rev. Lett. 108 (2012) 041801; Shao-Feng Ge, Duane A. Dicus and Wayne W. Repko, Z_2 Symmetry Prediction for the Leptonic Dirac CP Phase, Phys.Lett. B702 (2011) 220-223
- [20] Guido Altarelli, Ferruccio Feruglio, Luca Merlo and Emmanuel Stamou, Discrete flavour groups, θ_{13} and lepton flavour violation, JHEP 08 (2012) 021.
- [21] Guido Altarelli and Davide Meloni, A simplest A4 model for Tri-Bimaximal neutrino mixing, J. Phys. G: Nucl. Part. Phys. 36 (2009) 085005

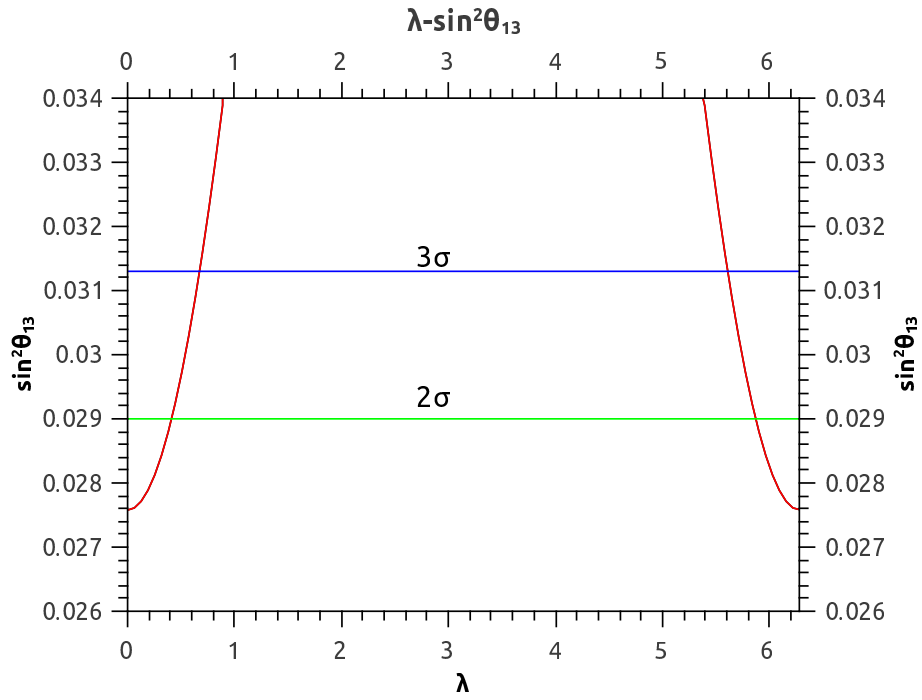


FIG. 1: $\sin^2 \theta_{13}$ as a function of λ in the next-to-the-leading order

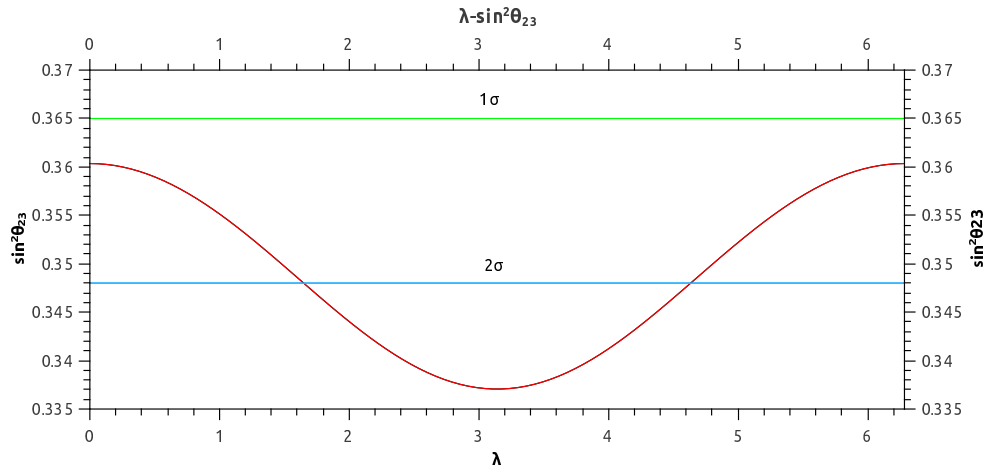


FIG. 2: $\sin^2 \theta_{23}$ as a function of λ in the next-to-the-leading order

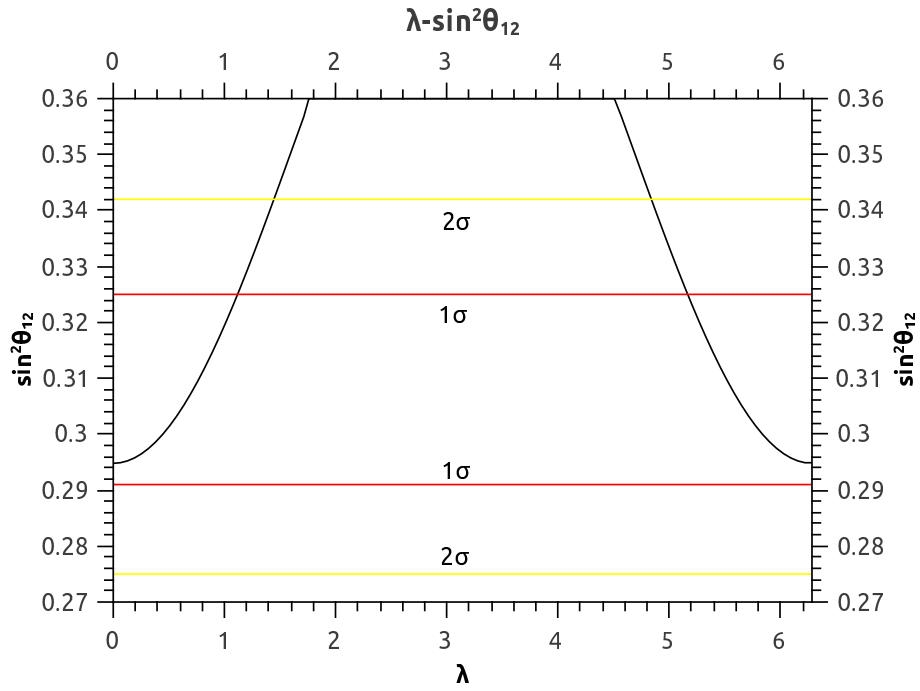


FIG. 3: $\sin^2 \theta_{12}$ as a function of λ in the next-to-the-leading order

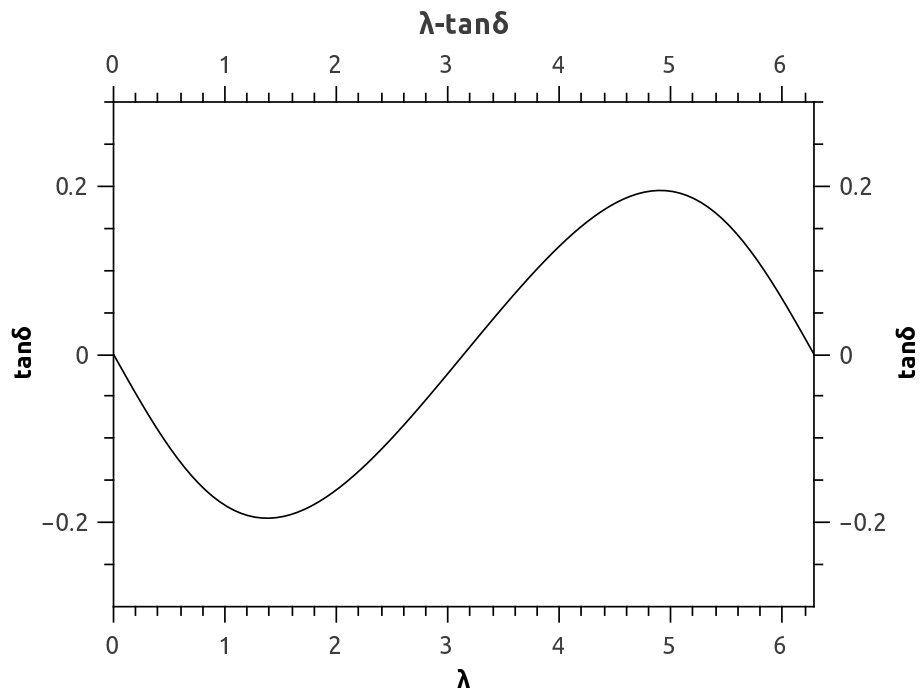


FIG. 4: $\tan \delta$ as a function of λ in the next-to-the-leading order