

Heavy-flavour results in pp collisions at LHC with ALICE

Pietro Antonioli on behalf of the ALICE Collaboration
Istituto Nazionale di Fisica Nucleare
Sezione di Bologna
I-40126 Bologna, ITALY

1 Introduction

Open heavy-flavour measurements at LHC are an important test of pQCD calculations based on the factorization approach in a new energy domain. They provide also a baseline reference for heavy-ion collisions, where the heavy quarks produced in the early stages of the interactions are used to probe and characterize strongly interacting matter produced at high energy density and temperature.

The ALICE detector [1] has good performance and specific detector characteristics to study open heavy flavour hadrons and quarkonia, at central and forward rapidities, thanks to its low momentum reach, particle identification capabilities and precise vertexing.

Open heavy flavour production is measured using semileptonic decays to electrons and muons or hadronic decays from charm mesons (D^0 , D^+ , D^{*+} and D_s) at central rapidity. Recent results from measurements in pp collisions at different centre of mass energy (at $\sqrt{s} = 7$ TeV and 2.76 TeV) are presented.

2 Detector and data sample

A detailed description of the ALICE detector can be found elsewhere [1]. We highlight here only the key sub-detectors employed in heavy-flavour analyses. In the barrel region, the Inner Tracking System (ITS) is the detector closest to the beam pipe and comprises three detector layers, each using a different silicon technology. In the radial direction at $|\eta| < 0.9$ the material budget is only 7.7% X_0 . This feature, coupled with a moderate (0.5 T) field in the barrel region, provides excellent coverage at low p_T . The vertex resolution is below 100 μm at low multiplicity. At mid-rapidity ($|\eta| < 0.9$) ALICE has powerful particle identification capabilities by means of its Time Projection Chamber (TPC), Transition Radiation Detector (TRD) and Time Of Flight (TOF) detectors, allowing the track by track identification of pions and kaons up to 2.5 GeV/ c momentum and electrons up to 8 GeV/ c . Electron identification is also provided by the electromagnetic calorimeter (EMCAL). Coupled with tracking reconstruction based on its large TPC, in the barrel region ALICE identifies exclusive hadronic decay channels of charmed hadrons and semi-leptonic decays to electrons. Muons are identified via the forward muon spectrometer in the pseudorapidity range $2.5 < \eta < 4$.

The results presented here are based on pp data samples collected at $\sqrt{s}=7$ TeV in 2010 and at $\sqrt{s}=2.76$ TeV in 2011 with a minimum bias trigger based on ITS and V0 detectors (a scintillator array close to the beam pipe). The two data samples correspond, respectively, to an integrated luminosity $L_{\text{int}}=5 \text{ nb}^{-1}$ and $L_{\text{int}}=1.1 \text{ nb}^{-1}$.

3 Hadronic decays of D mesons

The measurement of charm production is carried out in ALICE through different channels ($D^0 \rightarrow K^-\pi^+$, $D^+ \rightarrow K^-\pi^+\pi^-$, $D^*(2010)^+ \rightarrow D^0\pi^+$ and $D_s \rightarrow \phi\pi^+$) and results have been already published for three decay modes of D mesons, together with their charge conjugates at different center of mass energies [2, 3]. The ITS resolution allows for the identification of secondary vertices displaced few hundred μm from the primary vertex as the ones associated to D^0 and D^+ mesons (their mean proper decay lengths are $c\tau \approx 123$ and $312 \mu\text{m}$ respectively). The analysis strategy is based on the selection and reconstruction of secondary vertex topologies to reduce the large combinatorial background. The identification of charged kaons in the TPC and the TOF allow for further reduction of the background at low p_T .

The p_T -differential inclusive cross sections for prompt D^0 , D^+ and D^{*+} are shown in Fig. 1. The feed-down from B mesons decays (about 10-15%) is subtracted using pQCD calculations. The cross sections are well described by two pQCD-based predictions [4, 5].

The extrapolation of the D cross sections to the full phase space allows us to measure the total charm production cross section at LHC energies. A comparison with other measurements is shown in Fig. 2, where ALICE results at $\sqrt{s}=2.76$ TeV [3] and 7 TeV [2] are shown. While a satisfactory agreement among LHC experiments is achieved, it may be noted that all points populate upper side of the theoretical predictions, which is based on NLO MNR calculations [6].

A measurement [7] of the total $b\bar{b}$ cross section production was also obtained. Other exclusive channels studied at ALICE include $D_s \rightarrow \phi\pi^+$ [8]. The study of the production rate of D_s with respect to non-strange D mesons allows for the investigation of the c fragmentation functions to strange and non-strange mesons.

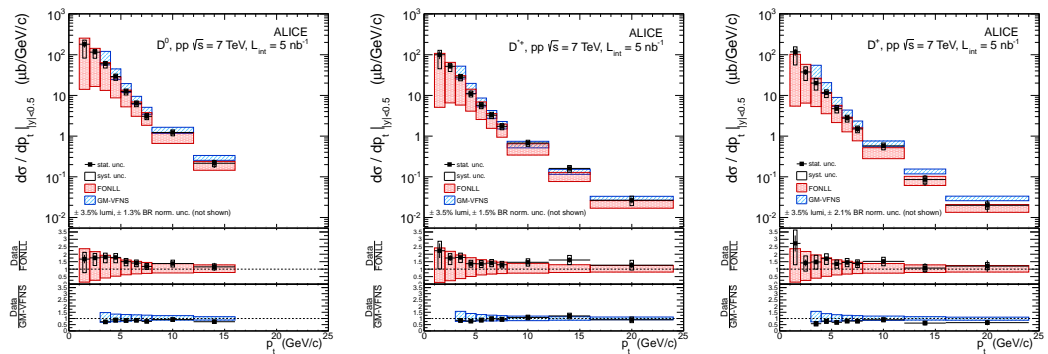


Figure 1: p_T -differential inclusive cross section for prompt D^0 , D^{*+} and D^+ mesons for $|y| < 0.5$ in pp collisions at $\sqrt{s} = 7$ TeV [2], compared with FONLL [4] and GM-VFNS [5] theoretical calculations. The symbols are positioned horizontally at the centre of each p_T interval. The normalization uncertainty is not shown (3.5% from the minimum-bias cross section plus the branching ratio uncertainties).

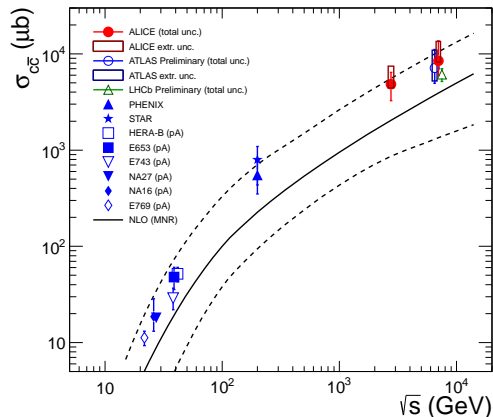


Figure 2: Energy dependence of the total nucleon-nucleon charm production cross section [3]. The NLO MNR calculation (and its uncertainties) is represented by solid (dashed) lines.

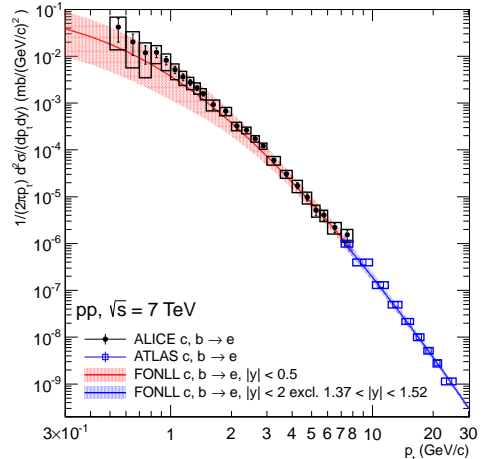


Figure 3: Invariant differential production cross sections of electrons from heavy-flavour decays measured by ALICE [9] and ATLAS [10] in pp collisions at $\sqrt{s} = 7$ TeV in different rapidity intervals. FONLL pQCD calculations with the same rapidity selections are shown for comparison.

4 Semi-leptonic decays of heavy-flavour quarks

Inclusive electron spectra coming from heavy-flavour decays have been measured at LHC energies by ATLAS in the $7 < p_T < 26$ GeV/ c range [10]. The above mentioned features allow ALICE to make that measurement at a much lower momentum. Electrons are identified thanks to the energy deposit in the TPC and the timing in the TOF below 4 GeV/ c . At higher momenta additional cuts are applied making use of the TRD and the EMCAL detector information. The selection of tracks results in an almost pure sample of electrons with a remaining hadron contamination of less than 2% over the full p_T range. The heavy-flavour electron spectrum [9] is then obtained on a statistical basis by subtracting a cocktail of background electrons from the inclusive electron spectrum. Systematic uncertainties on the measured electron spectrum due to the electron cocktail amount to 10%. Figure 3 shows the ALICE measurement, which includes most of the total cross section, together with ATLAS data [10], which extend the measurement at high p_T . Electrons from beauty decays are instead identified through displaced vertices [11] exploiting the large $c\tau$ for B mesons ($\approx 500 \mu\text{m}$) or extracting the b-component from $\Delta\phi$ electron-hadron correlation studies.

Single muons from heavy-flavour decays are studied at forward rapidity in ALICE using the forward muon spectrometer. The subtraction of the background component from decay muons (muons from primary pion and kaon decays, mainly) is based on simulations. Figure 4 shows the measured cross section at $\sqrt{s}=7$ TeV [12], as a function of p_T and rapidity, compared to FONLL calculations. The measurement was also made at $\sqrt{s}=2.76$ TeV.

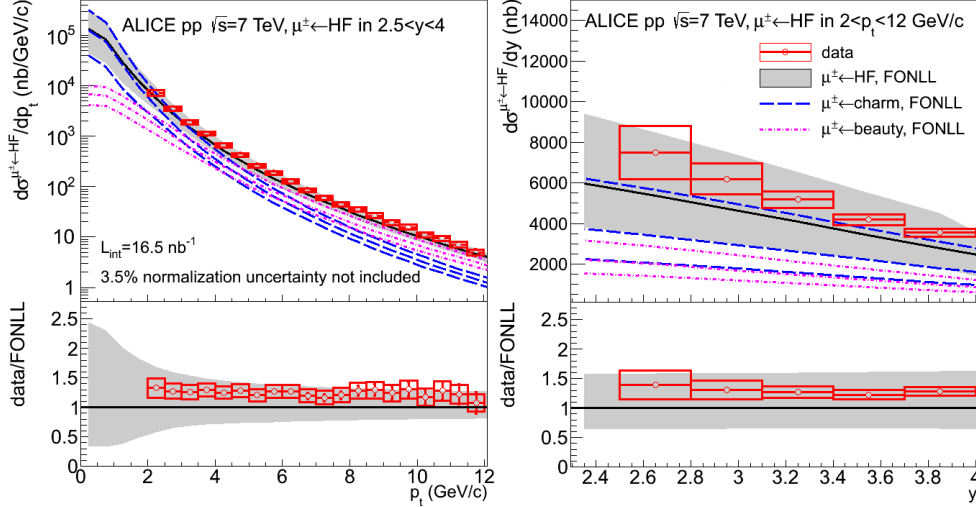


Figure 4: p_T -differential (left) and y -differential (right) production cross section of muons from heavy-flavour decays [12]. In both panels, the error bars (empty boxes) represent the statistical uncertainties. The solid curves are FONLL calculations and the bands display the theoretical uncertainties. The FONLL calculations and systematic theoretical uncertainties for muons from charm and beauty decays are also shown.

5 Conclusions

Since the start of LHC operations, ALICE has produced a wide range of results related to heavy-flavour production in pp collisions at $\sqrt{s}=7$ and 2.76 TeV center of mass energies. Within uncertainties, both FONLL and GM-VFNS describe well data. Besides the interest to achieve a baseline reference for heavy-ion studies, production cross sections for c and b quarks have been measured in a broad rapidity range and at very low momentum down to $p_T=1-2$ GeV/ c , thus complementing measurements performed by other LHC detectors. Applying these analysis techniques to forthcoming pPb data will allow for the investigation of possible nuclear modifications of the parton distribution functions.

References

- [1] ALICE Collaboration, J. Instrum. **3** S08002 (2008).
- [2] ALICE Collaboration, JHEP **01**, 128 (2012).
- [3] ALICE Collaboration, arXiv:1205.4007 (2012).
- [4] M. Cacciari *et al.*, JHEP **0103**, 006 (2001).
- [5] B.A. Kniehl, G. Kramer, I. Schienbein and H. Spiesberger, arXiv:1202.0439.
- [6] M. Mangano, P. Nason, G. Ridolfi, Nucl. Phys. B **373**, 295 (1992).
- [7] ALICE Collaboration, arXiv:1205.5880 (2012).
- [8] ALICE Collaboration, arXiv:1208.1948 (2012).
- [9] ALICE Collaboration, arXiv:1205.5423 (2012).
- [10] ATLAS Collaboration, Phys. Lett. **B707**, 438 (2012).
- [11] ALICE Collaboration, arXiv:1208.1902 (2012).
- [12] ALICE Collaboration, Phys. Lett. **B708**, 265 (2012).