

A Review of $h_c(^1P_1)$, $\eta_c(1S)$ and $\eta_c(2S)$

Jianming Bian

*School of Physics and Astronomy
University of Minnesota, Minneapolis, MN 55455*

*Presented at the 5th International Workshop on Charm Physics
Honolulu, Hawai'i , May 14–17, 2012*

Abstract

Recent experimental results on charmonium $h_c(^1P_1)$, $\eta_c(1S)$ and $\eta_c(2S)$ from Belle, BaBar, CLEO and BESIII are reviewed. h_c production and properties, the $\eta_c(1S)$ lineshape and the observation of $\eta_c(2S)$ in ψ' decays are discussed.

PACS numbers: 14.40.Gx, 13.25.Gv, 13.20.Gd, 12.38.Qk

arXiv:1209.0397v1 [hep-ex] 3 Sep 2012

I. INTRODUCTION

The charmonium family is a great laboratory for precision tests of the quark model, because of their relative immunity from complications like relativistic effects and the large value of the strong coupling constant α_s . In this talk, a brief review of recent experimental results on charmonium $h_c(1^1P_1)$, $\eta_c(1S)$ and $\eta_c(2S)$ is presented. Although these states were predicted just after the discovery of J/ψ , their properties were not very clear for a long period. h_c is the mostly recently discovered charmonium states; recent studies uncovered its production and properties. $\eta_c(1S)$ is the lowest-lying S -wave spin-singlet charmonium state and has been observed through various processes. Its “inconsistent” lineshapes in different production modes inspired a couple of precise measurements in the last few years. The $\eta_c(2S)$ is the first radial excitation of the η_c charmonium ground state. After 30 years of searching, it was recently observed in charmonium transitions, having been observed in B decays and $\gamma\gamma$ fusion previously. Results in this talk come from BESIII, CLEO, BaBar and Belle. BESIII and CLEO study charmonium from ψ' decays and e^+e^- annihilation near $D\bar{D}$ threshold. They provide very clean and simple environments. BaBar and Belle are B -factories, which produce charmonium via $\gamma\gamma$ fusion and B decays. The advantage of studying charmonium in a B -factory is the relatively large statistics and reconstruction efficiency.

II. h_c

Of the charmonium states below $D\bar{D}$ threshold, the $h_c(1^1P_1)$ is experimentally the least accessible. That is because it cannot be produced directly in e^+e^- annihilation, or appear in the electric dipole transition process of a $J^{PC} = 1^{--}$ charmonium state. Statistics and photon detection also made it very challenging for early experiments to observe h_c in charmonium transitions.

Information about the spin-dependent interaction of heavy quarks can be obtained from precise measurement of the $1P$ hyperfine mass splitting $\Delta M_{hf} \equiv \langle M(1^3P) \rangle - M(1^1P_1)$, where $\langle M(1^3P_J) \rangle = (M(\chi_{c0}) + 3M(\chi_{c1}) + 5M(\chi_{c2}))/9 = 3525.30 \pm 0.04$ MeV/ c^2 [1] is the spin-weighted centroid of the 3P_J mass and $M(1^1P_1)$ is the mass of the singlet state h_c . A non-zero hyperfine splitting may give indication of non-vanishing spin-spin interactions in charmonium potential models [2].

The first evidence of the h_c state was reported by the Fermilab E760 experiment [3] and was based on the process $p\bar{p} \rightarrow \pi^0 J/\psi$. This result was subsequently excluded by the successor experiment E835 [4], which investigated the same reaction with a larger data sample. E835 also studied the process $p\bar{p} \rightarrow h_c \rightarrow \gamma\eta_c(1S)$, in this case finding an h_c signal. Soon after this the CLEO collaboration observed the h_c and measured its mass [5, 6] by studying the decay chain $\psi(3686) \rightarrow \pi^0 h_c, h_c \rightarrow \gamma\eta_c(1S)$ in e^+e^- collisions. CLEO subsequently presented evidence for h_c decays to multi-pion final states [7]. Since these data were collected in 2009, BESIII has put lots of effort into measuring the properties of h_c .

To study the decay $\psi' \rightarrow \pi^0 h_c, h_c \rightarrow \gamma\eta_c(1S)$, three methods have been used:

- Inclusive: In the inclusive mode, only the π^0 is detected and the h_c are recognized as a peak in the π^0 recoil mass spectrum. The π^0 momentum in $\psi' \rightarrow \pi^0 h_c$ is about 85

MeV. The inclusive yield is used to extract the absolute branching ratio of $\psi' \rightarrow \pi^0 h_c$. This mode has the largest background.

- E1-tagged: Detecting the π^0 and the E1 transition γ from the $h_c \rightarrow \gamma \eta_c(1S)$ (500 MeV). The E1-tagged signal yield is proportional to the product branching ratio $B(\psi' \rightarrow \pi^0 h_c) \times B(h_c \rightarrow \gamma \eta_c)$. Combining with the inclusive measurement, E1-tagging also provides the absolute branching ratio of $h_c \rightarrow \gamma \eta_c(1S)$. The background for this mode is smaller than that for the inclusive mode.
- Exclusive: Reconstructing π^0 , E1 γ and all of the decay products of the $\eta_c(1S)$ in $\psi' \rightarrow \pi^0 h_c, h_c \rightarrow \gamma \eta_c(1S)$. Here all final-state particles are detected and energy-momentum conserving kinematic fits can be used to improve the resolution. This method has small background and provides the best h_c mass and width measurement. The yield is proportional to $B(\psi' \rightarrow \pi^0 h_c) \times B(h_c \rightarrow \gamma \eta_c) \times B(\eta_c \rightarrow X_i)$, where the X_i refer to specific final states in the $\eta_c(1S)$ decay.

The observation of h_c from CLEO used the E1-tagged and exclusive modes. Using inclusive and E1-tagged modes, BESIII first measured the absolute branching ratios $B(\psi(3686) \rightarrow \pi^0 h_c) = (8.4 \pm 1.3(stat.) \pm 1.0(syst.)) \times 10^{-4}$ and $B(h_c \rightarrow \gamma \eta_c) = (54.3 \pm 6.7 \pm 5.2)\%$ [8]. These results are consistent with theoretical expectations and make it possible to extract absolute h_c cross sections/branching ratios [10]–[13]. In the same paper, BESIII also determined the mass and width of h_c to be $M(h_c) = 3525.40 \pm 0.13 \pm 0.18$ MeV and $\Gamma(h_c) = 0.73 \pm 0.40 \pm 0.50$ MeV (90% confidence level upper limit is 1.44 MeV), which agree with CLEO's observation. With this mass value, the P -wave hyperfine splitting is -0.10 ± 0.22 MeV, consistent with zero. Fig. 1 shows the h_c signals and fits in the inclusive and E1-tagged π^0 recoil mass spectrum in ψ' decays [8].

A detailed study of 16 exclusive channels is in progress at BESIII [9]. The aim is to obtain the most precise h_c resonance parameters and study $\eta_c(1S)$ line-shape parameters in the E1 transition $h_c \rightarrow \gamma \eta_c(1S)$. Preliminary results of this study are $M(h_c) = 3525.31 \pm 0.11 \pm 0.15$ and $\Gamma(h_c) = 0.70 \pm 0.28 \pm 0.25$ MeV. The summed fit results are shown in Fig. 2.

CLEO has confirmed BESIII's inclusive measurement result [14]. By rejecting very asymmetric $\pi^0 \rightarrow \gamma\gamma$ decays, CLEO also observed h_c signal in the inclusive π^0 spectrum in ψ' decays (Figure 3). $B(\psi' \rightarrow \pi^0 h_c)$ is determined to be $(9.0 \pm 1.5 \pm 1.3) \times 10^{-4}$, which is consistent with the BESIII measurement.

Beyond $\psi' \rightarrow \pi^0 h_c$, CLEO has made an important discovery of h_c production in $e^+e^- \rightarrow \pi^+\pi^-h_c$ at $\sqrt{s} = 4170$ MeV using 586 pb $^{-1}$ of e^+e^- annihilation data. 10σ signal for h_c was found in the decay $e^+e^-(4170) \rightarrow \pi^+\pi^-h_c, h_c \rightarrow \gamma \eta_c, \eta_c \rightarrow 12$ decay modes. This result demonstrates a new prolific source of h_c and has inspired the Belle collaboration to search for $h_b(1P, 2P)$ in e^+e^- annihilations at $= 10.685$ GeV using the same technique. CLEO also finds evidence for $e^+e^- \rightarrow \eta h_c(1P)$ at 4170 MeV at the 3σ level, and sees hints of a rise in the $e^+e^- \rightarrow \pi^+\pi^-h_c(1P)$ cross section at 4260 MeV [15]. The $\pi^+\pi^-h_c$ cross sections measured by CLEO at different center-of-mass energies are summarized in Fig. 4.

III. $\eta_c(1S)$

$\eta_c(1S)$ is the lowest-lying S -wave spin-singlet charmonium state. Although it has been known for about thirty years [16], its resonance parameters are still interesting.

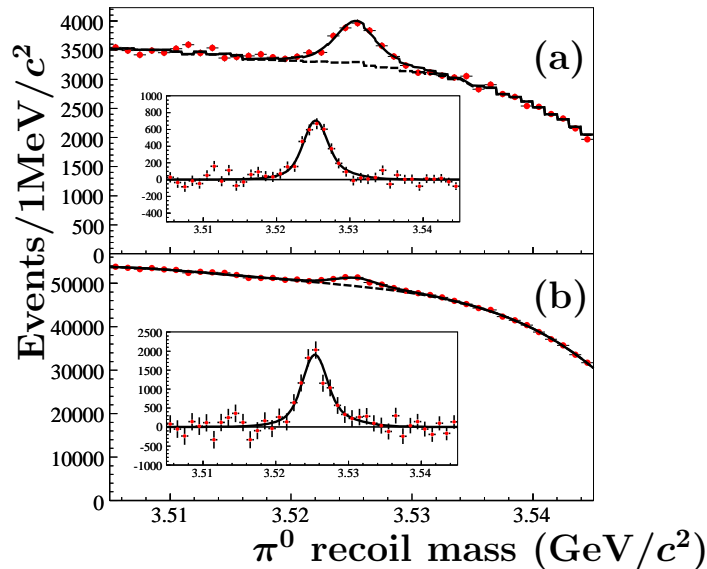


FIG. 1: Inclusive/E1-tagged h_c measurement from BESIII: (a) The π^0 recoil mass spectrum and fit for the $E1$ -tagged analysis of $\psi' \rightarrow \pi^0 h_c, h_c \rightarrow \gamma \eta_c(1S)$; (b) the π^0 recoil mass spectrum and fit for the inclusive analysis of $\psi' \rightarrow \pi^0 h_c$. Fits are shown as solid lines, background as dashed lines. The insets show the background-subtracted spectra.

For a long period, the measurements of the $\eta_c(1S)$ width from B -factories and from charmonium transitions were inconsistent. In PDG10 [17], confidence level of the global fit is only 0.0018 for the $\eta_c(1S)$ mass and only 0.0001 for the $\eta_c(1S)$ width. These discrepancies can be attributed to poor statistics and inadequate consideration of interference between $\eta_c(1S)$ decays and non-resonant backgrounds. The experimental confusion introduced difficulties in the determination of the charmonium $1S$ mass hyperfine $M(J/\psi) - M(\eta_c)$. With old $\eta_c(1S)$ parameters in PDG10, $1S$ hyperfine mass splitting is 116.6 ± 1.2 MeV, away from theoretical predictions [18].

Recent studies by Belle, BaBar, CLEO, and BESIII [19–22], with large data samples and careful consideration of interference, obtained similar $\eta_c(1S)$ width and mass results in two-photon-fusion production and ψ' decays.

In 2009, CLEO observed a distortion in the $\eta_c(1S)$ line shape in $\psi' \rightarrow \gamma \eta_c(1S)$. CLEO concluded that the distortion is caused by photon-energy dependence of the magnetic dipole transition rate (hindered- $M1$ transition) [21]. This observation inspired BESIII's $\eta_c(1S)$ line shape study via $\psi' \rightarrow \gamma \eta_c(1S)$ with a 106M-event ψ' sample [22]. In BESIII's $\eta_c(1S)$ analysis, $\eta_c(1S)$ is reconstructed with six decay modes: $K_S K^+ \pi^-$, $K^+ K^- \pi^0$, $\pi^+ \pi^- \eta$, $K_S K^+ \pi^- \pi^+ \pi^-$, $K^+ K^- \pi^+ \pi^- \pi^0$, and $3(\pi^+ \pi^-)$. A simultaneous fit to these channels is performed. The $\eta_c(1S)$ Breit-Wigner is weighted by an E_γ^7 factor to account for the energy dependence of the hindered- $M1$ transition. Interference with background from non-resonant ψ' decays is also considered. The new BESIII mass and width values are $M(\eta_c) = 2984.3 \pm 0.6 \pm 0.6$ MeV/ c^2 and $\Gamma(\eta_c) = 32.0 \pm 1.2 \pm 1.0$ MeV. They agree well with results from B -factories. Using only the new BESIII $\eta_c(1S)$ mass value, the $J/\psi - \eta_c(1S)$ hyperfine mass splitting is 112.6 ± 0.8 MeV, which agrees better with theory calculations. Figure 5 shows the data and fit for each channel in this analysis. The result from BESIII provides strong evidence that

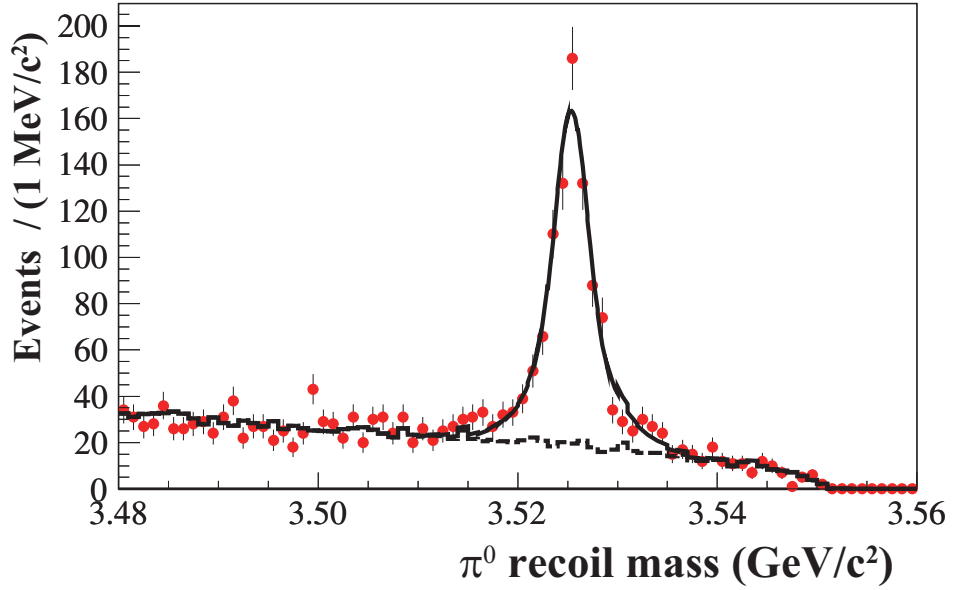


FIG. 2: The π^0 recoil mass spectrum in $\psi(3686) \rightarrow \pi^0 h_c, h_c \rightarrow \gamma \eta_c(1S), \eta_c \rightarrow X_i$ summed over the 16 final states X_i in BESIII's h_c exclusive study. The dots with error bars represent the π^0 recoil mass spectrum in data, The solid line shows the total fit function and the dashed line is the background component of the fit.

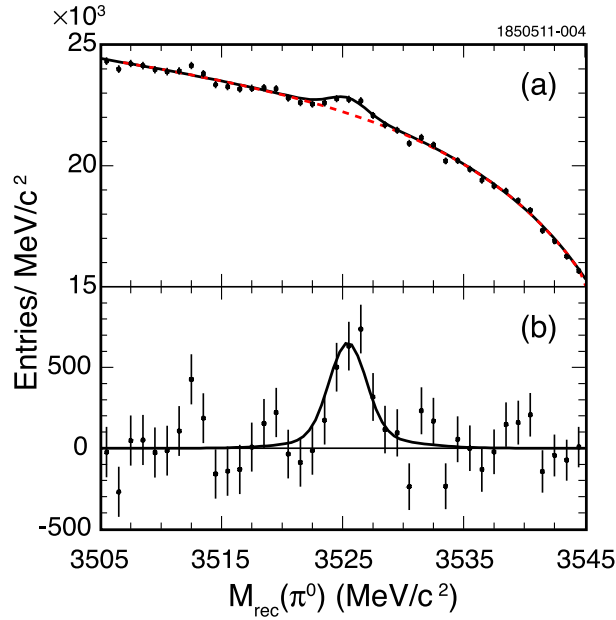


FIG. 3: Inclusive/E1-tagged h_c measurement from CLEO: (a) Fit to the inclusive π^0 recoil mass spectrum of ψ' . (b) As in (a) but with the background fit from (a) subtracted.

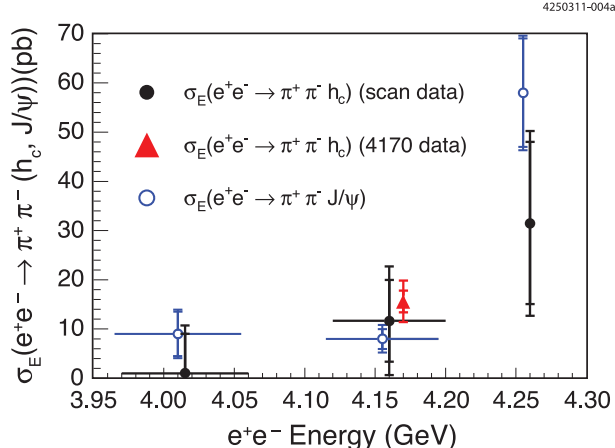


FIG. 4: Cross sections of $e^+e^- \rightarrow \pi^+\pi^-h_c$ as a function of center-of-mass energy measured by CLEO. The triangle shows the cross section for $e^+e^- \rightarrow \pi^+\pi^-h_c$ at $E_{cm} = 4170$ MeV; the closed circles are for the same process at other center-of-mass energies. For reference, the $e^+e^- \rightarrow \pi^+\pi^-J/\psi$ cross section is indicated by open circles. The inner error bars are the statistical errors; the outer error bars are the quadratic sum of the statistical and systematic errors.

previous inconsistent $\eta_c(1S)$ parameters in radiative charmonium decays and two-photon collisions B -meson decays are caused by the hindered- $M1$ transition and non-resonant interference.

There are also new measurements of $\eta_c(1S)$ from B -factories. With a data sample of 535 million $B\bar{B}$ -meson pairs, Belle measured the $\eta_c(1S)$ lineshape via $B^+ \rightarrow \eta_c, \eta_c \rightarrow K_S K^+ \pi^-$ [19]. Compared to the two-photon process, the advantages of studying $\eta_c(1S)$ in B decays are the relatively large reconstruction efficiency, small background, and the fixed quantum numbers of the initial state. In Belle's analysis, a 2D-fit to the $M(K_S K \pi)$ and $\cos\theta$ distributions is performed to obtain the interference contributions, where $\cos\theta$ is defined in Fig. 6. To reduce the uncertainty from the interference, P- and D-waves are separated from the S-wave in the non-resonant background. Fig. 7 shows projections of the fit. $\eta_c(1S)$ parameters measured in this analysis are $M(\eta_c) = (2985.4 \pm 1.5_{-2.0}^{+0.5})$ MeV/ c^2 and $\Gamma(\eta_c) = (35.1 \pm 3.1_{-1.6}^{+1.0})$ MeV/ c^2 , which are consistent with recent results from BESIII [22] and BaBar [20].

The $h_c \rightarrow \gamma\eta_c(1S)$ transition can provide a new laboratory to study $\eta_c(1S)$ properties. The $\eta_c(1S)$ line shape in the $E1$ transition $h_c \rightarrow \gamma\eta_c(1S)$ should not be as distorted as in two-photon production at B -factories and in other charmonium decays, because non-resonant interfering backgrounds to the dominant transition are small. BESIII is trying to use this method to extract $\eta_c(1S)$ parameters [9].

IV. $\eta_c(2S)$

The $\eta_c(2S)$ is the first radial excitation of the η_c charmonium ground state. It was first observed by the Belle in B decays [23]. Since then, it has been confirmed and studied in B -factories via two-photon fusion, double-charmonium production and B decays [23]–[27]. In early days the only known decay mode of $\eta_c(2S)$ was $K_S K^+ \pi^-$ [17].

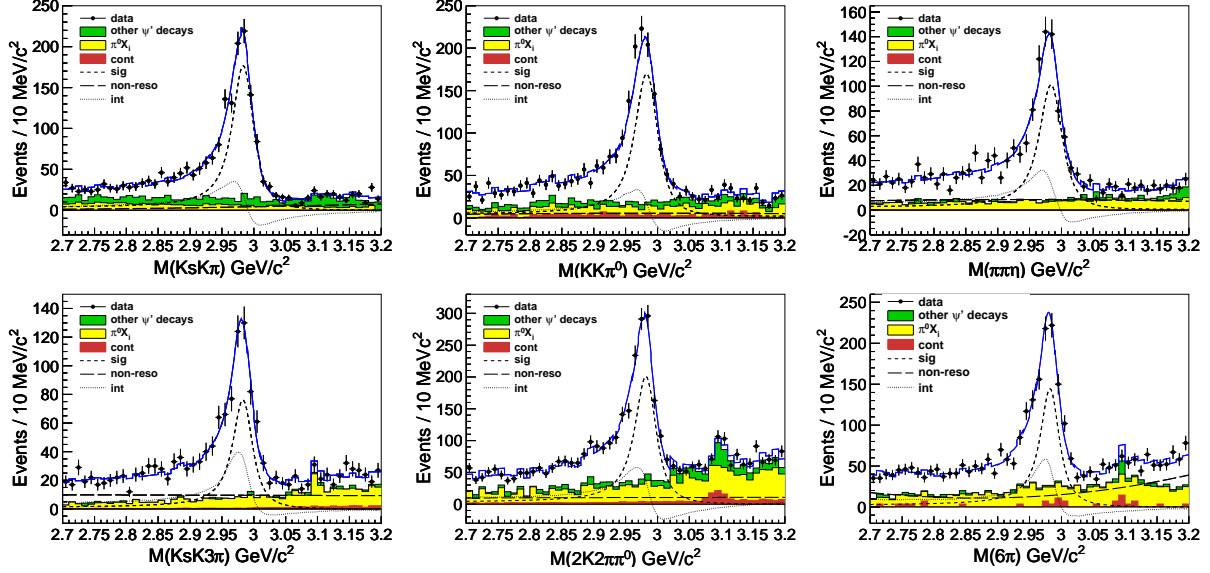


FIG. 5: $\eta_c(1S)$ lineshape measurement in $\psi' \rightarrow \gamma \eta_c(1S)$ from BESIII: The $M(X_i)$ invariant mass distributions for the decays $K_S K^+ \pi^-$, $K^+ K^- \pi^0$, $\pi^+ \pi^- \eta$, $K_S K^+ \pi^- \pi^+ \pi^-$, $K^+ K^- \pi^+ \pi^- \pi^0$ and $\pi^+ \pi^- \pi^+ \pi^- \pi^+ \pi^-$, respectively, with the fit results (for the constructive solution) superimposed. Points are data and the various curves are the total fit results. Signals are shown as short-dashed lines, the non-resonant components as long-dashed lines, and the interference between them as dotted lines. Shaded histograms are in red/yellow/green for continuum/ $\pi^0 X_i$ /other ψ' decays backgrounds. The continuum backgrounds for $K_S K^+ \pi^-$ and $\pi^+ \pi^- \eta$ decays are negligible.

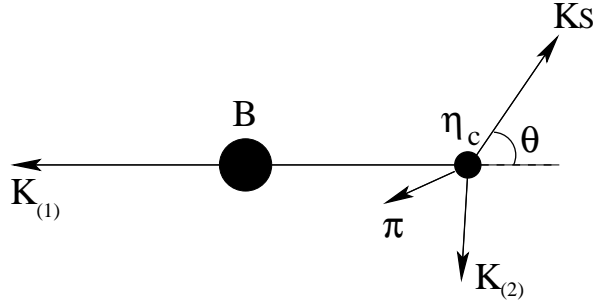


FIG. 6: The decay $B^\pm \rightarrow K^\pm \eta_c \rightarrow K^\pm (K_S K \pi)^0$.

At the present time, Belle's and BaBar's efforts on $\eta_c(2S)$ have been moved to measuring its mass and width and looking for new decays other than $K_S K \pi$. Using the same technique in the study of $\eta_c(1S)$, Belle tried to extract $\eta_c(2S)$ resonance parameters [19]. They found that the interference of signal and non-resonant background was very important in the $\eta_c(2S)$ case: with interference, $M(\eta_c(2S)) = 3636.1^{+3.9}_{-4.2}(\text{stat.} + \text{model})^{+0.7}_{-2.0} \text{ MeV}/c^2$ and $\Gamma(\eta_c(2S)) = 6.6^{+8.4}_{-5.1}(\text{stat.} + \text{model})^{+2.6}_{-0.9} \text{ MeV}/c^2$; without interference, $M(\eta_c(2S)) = 3646.5 \pm 3.7^{+1.2}_{-2.9} \text{ MeV}/c^2$ and $\Gamma(\eta_c(2S)) = 41.1 \pm 12.0^{+6.4}_{-10.9} \text{ MeV}/c^2$. Figure 8 shows projections of the fit in Belle's analysis with the consideration of interference.

BaBar studied $\eta_c(1S)$ and $\eta_c(2S)$ in the two-photon processes $\gamma\gamma \rightarrow K_S K^+ \pi^-$ and $\gamma\gamma \rightarrow$

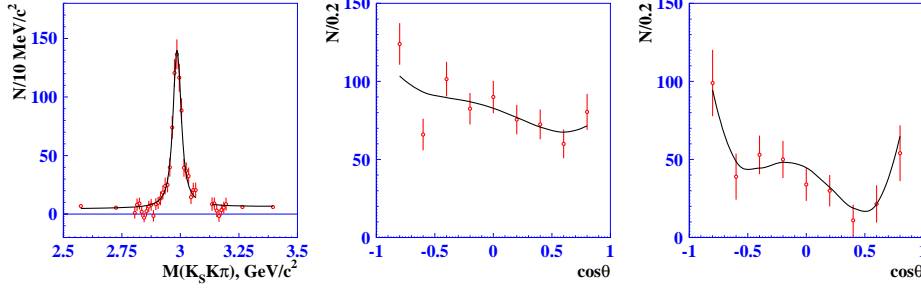


FIG. 7: $\eta_c(1S)$ lineshape measurement via $\eta_c \rightarrow K_S K \pi$ in $B^\pm \rightarrow K^\pm (K_S K \pi)^0$ from Belle: Projections of the fit in $K_S K \pi$ invariant mass in the $\eta_c(1S)$ mass region (left) and $\cos \theta$ in the $\eta_c(1S)$ invariant mass signal (center) and sideband (right) regions. The combinatorial background is subtracted. The gap near $3.1 \text{ GeV}/c^2$ is due to the J/ψ veto. The bin size along the $\cos \theta$ axis is 0.2. Along the $M(K_S K \pi)$ axis the bin size is $10 \text{ MeV}/c^2$ in the signal region and $150/130 \text{ MeV}/c^2$ in the left/right sideband region

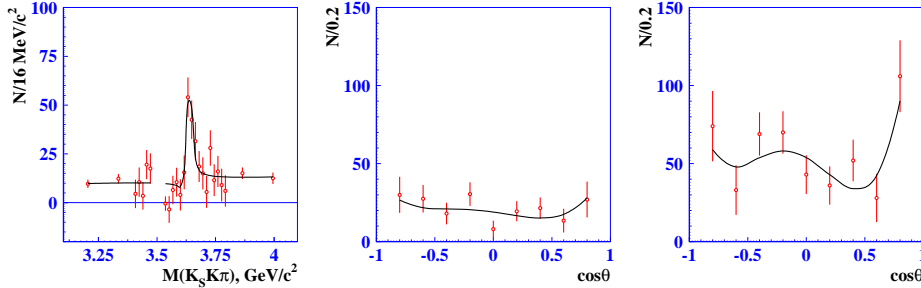


FIG. 8: $\eta_c(2S)$ lineshape measurement via $\eta_c \rightarrow K_S K \pi$ in $B^\pm \rightarrow K^\pm (K_S K \pi)^0$ from Belle: Projections of the fit in $K_S K \pi$ invariant mass in the $\eta_c(2S)$ mass region (left) and $\cos \theta$ in the $\eta_c(2S)$ invariant mass signal (center) and sideband (right) regions. The combinatorial background is subtracted. The gap near $3.5 \text{ GeV}/c^2$ is due to the χ_{c1} veto. The bin size along the $\cos \theta$ axis is 0.2. Along the $M(K_S K \pi)$ axis the bin size is $16 \text{ MeV}/c^2$ in the signal region and $130 \text{ MeV}/c^2$ in the sideband region.

$K^+ K^- \pi^+ \pi^- \pi^0$ using a data sample of 519.2 fb^{-1} near the $\Upsilon(nS)$ ($n = 2, 3, 4$) resonances. $\eta_c(2S) \rightarrow K^+ K^- \pi^+ \pi^- \pi^0$ was found with a significance of 5.3σ [20]. BaBar also obtained the $\eta_c(2S)$ mass and width by performing a fit to the $M(K_S K^+ \pi^-)$ spectrum (Fig. 9), and obtained the values $M(\eta_c(2S)) = 3638.5 \pm 1.5 \pm 0.8 \text{ MeV}/c^2$ and $\Gamma(\eta_c(2S)) = 13.4 \pm 4.6 \pm 3.2 \text{ MeV}/c^2$.

On the other hand, the search for $\eta_c(2S)$ through a radiative transition from the ψ' is very hard and has been stuck for many years. The difficulty comes from the detection of the low-energy radiative photon in the $\psi' \rightarrow \gamma \eta_c(2S)$. The branching ratio and mechanism of this process has been predicted by many papers, but the absence of experimental result had made it impossible to discriminate among them [28]–[30]. For a long period, this transition has been looked for by Crystal Ball [31], BES [32], CLEO [33] and BESIII [34], but none of them could provide a convincing observation. Most recently, BESIII made the

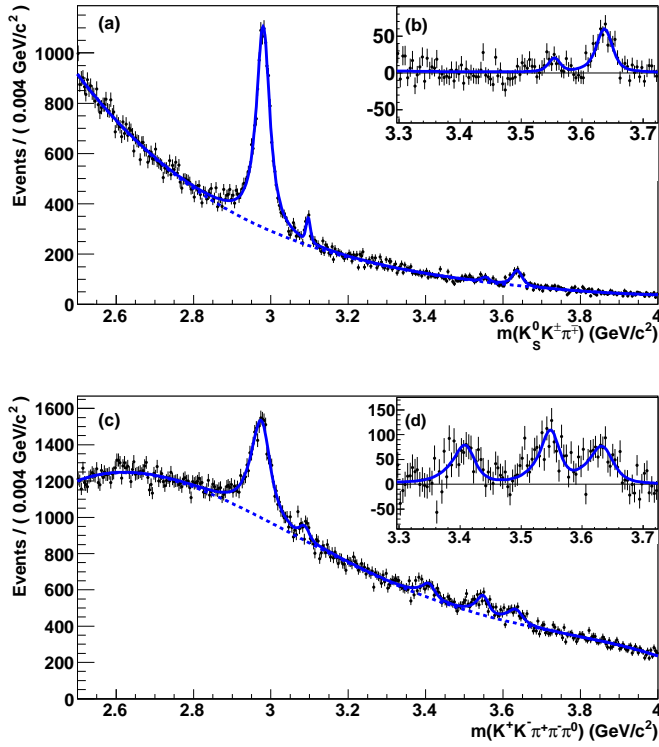


FIG. 9: $\eta_c(1S)$ and $\eta_c(2S)$ decays to the $K_S K^+ \pi^-$ and the $K^+ K^- \pi^+ \pi^- \pi^0$ in two-photon interactions from Babar: Fit to (a) the $K_S K^+ \pi^-$ and (c) the $K^+ K^- \pi^+ \pi^- \pi^0$ mass spectrum. The solid curves represent the total fit functions and the dashed curves show the combinatorial background contributions. The background-subtracted distributions are shown in (b) and (d), where the solid curves indicate the signal components.

first observation of this process using the 106M ψ' sample. Analyses of $\psi' \rightarrow \gamma \eta_c(2S)$ with $\eta_c(2S) \rightarrow K_S K^+ \pi^-$ and $K^+ K^- \pi^0$ gave a significance greater than 10σ . In addition to the excellent low energy photon detection, smart use of the kinematic fitting plays a key role in this observation. Fig. 10 shows data and fits. Numerical results are $M(\eta_c) = 3637.6 \pm 2.9 \pm 1.6 \text{ MeV}/c^2$, $\Gamma(\eta_c(2S)) = 16.9 \pm 6.4 \pm 4.8 \text{ MeV}$ and $B(\psi' \rightarrow \gamma \eta_c(2S)) \times B(\eta_c(2S) \rightarrow K \bar{K} \pi) = (1.30 \pm 0.20 \pm 0.30) \times 10^{-5}$. The branching ratio of $\psi' \rightarrow \gamma \eta_c(2S)$ is determined to be $B(\psi' \rightarrow \gamma \eta_c(2S)) = (6.8 \pm 1.1 \pm 4.5) \times 10^{-4}$. These results are consistent with results from B -factories.

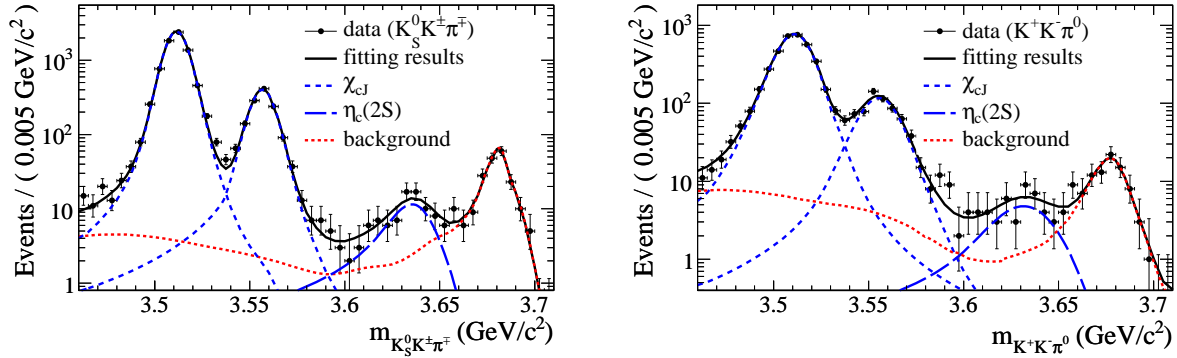


FIG. 10: Observation of $\eta_c(2S)$ in $\psi' \rightarrow \gamma K K \pi$ from BESIII: The invariant-mass spectrum for $K_S K^+ \pi^-$ (left panel), $K^+ K^- \pi^0$ (right panel), and the fit to the data.

V. SUMMARY

In summary, experimental studies of h_c , $\eta_c(1S)$ and $\eta_c(2S)$ have made major progress and still face nontrivial challenges:

- h_c

The key branching ratios $\psi' \rightarrow \pi^0 h_c$ and $h_c \rightarrow \gamma \eta_c$ have been nailed down, so the absolute h_c cross sections/branching ratios are available. A new prolific production mode of h_c has been found: $e^+ e^- \rightarrow \pi^+ \pi^- h_c$. Because the $B(h_c \rightarrow \gamma \eta_c)$ is about 50%, the remaining decays of h_c should be large enough to be observed. Further measurement of these unclear decays will be helpful to understand the property of h_c and the transition mechanism between h_c and other charmonium.

- $\eta_c(1S)$

The mass and width are more consistent in ψ' decays, B decays and $\gamma\gamma$ production than previously, and the charmonium $1S$ mass hyperfine splitting from experiments agrees better with theory. The η_c lineshape in h_c is not as distorted as in charmonium/ B decays and $\gamma\gamma$ fusion, because of the small non-resonant interfering background. Ultimately, with a large ψ' sample, this channel will be best suited to determine η_c resonance parameters.

- $\eta_c(2S)$

Finally, $\eta_c(2S)$ was observed in charmonium transitions after thirty years of searching. Finding $\eta_c(2S)$ has proved hard enough, but understanding its decay properties and measuring its lineshape are proving more difficult. Due to the lower production rate, $\eta_c(2S)$ is hard to reconstruct and is affected by interference more than $\eta_c(1S)$. Further measurement of $\eta_c(2S)$ will require large statistics, a convincing theoretical model and a sophisticated fitting method.

[1] J. Beringer *et al.* [Particle Data Group], Phys. Rev. D86, 010001 (2012)

- [2] See, for example, E. S. Swanson, Phys. Rep. **429**, 243 (2006), and references therein.
- [3] T. A. Armstrong *et al.* [E760 Collaboration], Phys. Rev. Lett. **69**, 2337 (1992).
- [4] M. Andreotti, S. Bagnasco, W. Baldini, D. Bettoni, G. Borreani, A. Buzzo, R. Calabrese and R. Cester *et al.* [E835 Collaboration], Phys. Rev. D **72**, 032001 (2005).
- [5] J. L. Rosner *et al.* [CLEO Collaboration], Phys. Rev. Lett. **95**, 102003 (2005) [hep-ex/0505073].
- [6] S. Dobbs *et al.* [CLEO Collaboration], Phys. Rev. Lett. **101**, 182003 (2008).
- [7] G. S. Adams *et al.* [CLEO Collaboration], Phys. Rev. D **80**, 051106 (2009).
- [8] M. Ablikim *et al.* [BESIII Collaboration], Phys. Rev. Lett. **104**, 132002 (2010).
- [9] S. L. Olsen [BESIII Collaboration], arXiv:1203.4297 [nucl-ex].
- [10] Y. P. Kuang, S. F. Tuan, and T. M. Yan, Phys. Rev. D **37**, 1210 (1988).
- [11] P. Ko, Phys. Rev. D **52**, 1710 (1995).
- [12] Y. P. Kuang, Phys. Rev. D **65**, 094024 (2002).
- [13] S. Godfrey and J. Rosner, Phys. Rev. D **66**, 014012 (2002).
- [14] J. Y. Ge *et al.* [CLEO Collaboration], Phys. Rev. D **84**, 032008 (2011).
- [15] T. K. Pedlar *et al.* [CLEO Collaboration], Phys. Rev. Lett. **107**, 041803 (2011).
- [16] T. Himel, G. Trilling, G. S. Abrams, M. S. Alam, C. A. Blocker, A. Blondel, A. Boyarski and M. Breidenbach *et al.*, Phys. Rev. Lett. **45**, 1146 (1980).
- [17] K. Nakamura *et al.*. [Particle Data Group], Jour. Phys. G **37**, 075021 (2010).
- [18] See, for example, G. Bali *et al.*, PoS LATTICE2010, 134 (2011), arXiv:1011.2195 [hep-lat].
- [19] A. Vinokurova *et al.* [Belle Collaboration], Phys. Lett. B **706**, 139 (2011).
- [20] P. del Amo Sanchez *et al.* [BABAR Collaboration], Phys. Rev. D **84**, 012004 (2011).
- [21] R. E. Mitchell *et al.* [CLEO Collaboration], Phys. Rev. Lett. **102**, 011801 (2009) [Erratum-*ibid.* **106**, 159903 (2011)].
- [22] M. Ablikim *et al.* [BESIII Collaboration], Phys. Rev. Lett. **108**, 222002 (2012).
- [23] S.-K. Choi *et al.* (Belle Collaboration), Phys. Rev. Lett. **89**, 102001 (2002).
- [24] B. Aubert *et al.* (BaBar Collaboration), Phys. Rev. Lett. **92**, 142002 (2004).
- [25] D. M. Asner *et al.* (CLEO Collaboration), Phys. Rev. Lett. **92**, 142001 (2004).
- [26] B. Aubert *et al.* (BaBar Collaboration), Phys. Rev. D **72**, 031101 (2005).
- [27] K. Abe *et al.* (Belle Collaboration), Phys. Rev. Lett. **89**, 142001 (2002).
- [28] See the compilation of the results in K. Gao, “Study of Radiative Decays of $\psi(2S)$ Mesons”, arXiv:0909.2812 [hep-ex].
- [29] G. Li, Q. Zhao, Phys. Lett. B **670**, 55 (2008); arXiv:1107.2037 [hep-ph].
- [30] Tao Peng, Bo-Qiang Ma, arXiv:1204.0863 [hep-ph].
- [31] C. Edwards *et al.* (Crystal Ball Collaboration), Phys. Rev. Lett. **48**, 70 (1982).
- [32] C. Z. Yuan, “Search for η'_c and study of χ_{cJ} decays using ψ' data”, Ph.D thesis, Institute of High Energy Physics, Chinese Academy of Sciences, 1997.
- [33] D. Cronin-Hennessy *et al.* (CLEO Collaboration), Phys. Rev. D **81**, 052002 (2010).
- [34] M. Ablikim *et al.* (BESIII Collaboration), Phys. Rev. D **84**, 091102 (2011).
- [35] M. Ablikim *et al.*, arXiv:1205.5103v2 [hep-ex].